



RIVERSIDE COUNTY ECONOMIC DEVELOPMENT AGENCY

COMMUNITY PLANNING AND DEVELOPMENT PROGRAMS
(CDBG, ESG, AND HOME)

CONSOLIDATED ANNUAL PERFORMANCE AND EVALUATION REPORT (CAPER)

JULY 1, 2015 - JUNE 30, 2016

HEALTH
AND
SENIOR
SERVICES



COMMUNITY
REVITALIZATION



SMALL
BUSINESS



ECONOMIC
DEVELOPMENT

PUBLIC
FACILITIES



JOB S



PUBLIC
WORKS



PREPARED BY COMMUNITY
SERVICES DIVISION

WWW.RIVCOEDA.ORG



40 YEARS OF BUILDING STRONG COMMUNITIES
COMMUNITY DEVELOPMENT BLOCK GRANT

County of Riverside

Consolidated Annual Performance Evaluation Report

Program Year 2015-2016

Table of Contents

Section	Page
CR-05 - Goals and Outcomes.....	1
Table 1 - Accomplishment - Program Year & Strategic Plan to Date.....	8
CR-10 - Racial and Ethnic composition of families assisted.....	12
Table 2 - Table of assistance to racial and ethnic populations by source of funds.....	12
CR-15 - Resources and Investments 91.520(a).....	15
Table 3 - Resource Made Available.....	15
Table 4 - Identify the geographic distribution and location of investments.....	16
Table 5 - Fiscal Year Summary - HOME Match Report.....	19
Table 6 - Match Contribution for the Federal Fiscal Year.....	20
Table 7 - Program Income.....	20
Table 8 - Minority Business and Women Business Enterprises.....	21
Table 9 - Minority Owners of Rental Property.....	21
Table 10 - Relocation and Real Property Acquisition.....	22
CR-20 - Affordable Housing 91.520(b).....	23
Table 11 - Number of Households.....	23
Table 12 - Number of Households Supported.....	23
Table 14 - Number of Persons Served.....	24
CR-25 - Homeless and Other Special Needs 91.220(d, e); 91.320(d, e); 91.520(c).....	25
CR-30 - Public Housing 91.220(h); 91.320(j).....	31

CR-35 - Other Actions 91.220(j)-(k); 91.320 (i) -(j).....	33
CR-40 - Monitoring 91.220 and 91.230.....	44
Citizen Participation Plan 91.105(d); 91.115(d).....	46
CR-45 - CDBG 91.520(c).....	47
CR-50 - HOME 91.520(d).....	48
CR-60 - ESG 91.520(g) (ESG Recipients only).....	52
CR-65 - Persons Assisted.....	56
Table 15 - Household Information for Homeless Prevention Activities.....	56
Table 16 - Household Information for Rapid Re-Housing Activities.....	56
Table 17 - Shelter Information.....	56
Table 18 - Household Information for Street Outreach.....	57
Table 19 - Household Information for Persons Served with ESG.....	57
Table 20 - Gender Information.....	57
Table 21 - Age Information.....	58
Table 22 - Special Population Served.....	58
CR-65 – ESG Data Collection.....	59
CR-70 – ESG 91.520(g) - Assistance Provided and Outcomes.....	60
Table 23 - Shelter Capacity.....	60
CR-75 – Expenditures.....	61
Table 24 - ESG Expenditures for Homelessness Prevention.....	61
Table 25 - ESG Expenditures for Rapid Re-Housing.....	61
Table 26 - ESG Expenditures for Emergency Shelter.....	62
Table 27 - Other Grant Expenditures.....	62
Table 28 - Total ESG Funds Expended.....	62
Table 29 - Other Funds Expended on Eligible ESG Activities.....	62

Table 30 - Total Amount of Funds Expended on ESG Activities.....	63
CR-75 - Narrative.....	63
APPENDIX A - Report 4949.3 CDBG, ESG, AND HOME, PR26, and HOME MATCH	
APPENDIX B - CDBG Activity Summary Report - PR03	
APPENDIX C - IDIS Reports	
PR03 - CDBG Activity Summary Report	
PR03 - BOSMAC Report (Summary of CDBG Activities)	
PR07 - CDBG and HOME Drawdown Report	
PR10 - CDBG Housing Activities	
PR15 - Cost Per Home Assisted Unit/Family	
PR16 - HOME Lower Income Benefit	
PR23 - Summary of Accomplishments Reports (CDBG/HOME)	
PR25 - Status of CHDO Funds by Fiscal Year	
PR26 - Financial Summary	
PR33 - HOME Matching Liability Report	
PR50 - Grantee CDBG Expenditure Report	
PR51 - Grantee CDBG Accomplishment Report	
PR83 - CDBG -Sections 1-3 CDBG Performance Measurements Report	
PR85 - Housing Performance Report	
PR91 - ESG Financial Summary	
APPENDIX D - Public Notice/Proof of Publication, Substantial Amendments to the 2015-2016 OYAP, and County Map	
APPENDIX E - CDBG Tables 1-4 and HOME Figures 1-16	
APPENDIX F - CAPER Section CR-35 Continued	
APPENDIX G - CAPER Section CR-45 Continued	
APPENDIX H - ESG eCart Report	

CR-05 - Goals and Outcomes

Progress the jurisdiction has made in carrying out its strategic plan and its action plan. 91.520(a)

This could be an overview that includes major initiatives and highlights that were proposed and executed throughout the program year.

The 2015-2016 Consolidated Annual Performance and Evaluation Report (CAPER), for the County of Riverside, reflects the County's performance and accomplishments relative to achieving its goals and objectives in the second year of its 2014-2019 Five-Year Consolidated Plan (CP). The CAPER describes and evaluates how Community Development Block Grant (CDBG), HOME Investment Partnerships (HOME), and Emergency Solutions Grant (ESG) funds, received from the U.S. Department of Housing and Urban Development (HUD), were expended to meet the CP five-year strategic goals for the reporting period July 1, 2015, to June 30, 2016.

Below is a summary of investments and achievements the County made in Program Year 2015-2016:

CDBG Accomplishments:

- A total of seventy (70) public facility/infrastructure projects were underway in program year 2015-16; of those, twenty (20) were completed, and fifty-one (51) are still underway. These projects included ADA accessibility improvements, streets, curbs, gutters, sidewalks, water/sewer improvements, parks/recreational facilities, and community and handicapped center improvements. A total of \$3,098,847 was expended for these projects. (One (1) completed Fair Housing (FH) public facility project, \$11,841, is included in the total).
- Four Code Enforcement projects, expending \$519,095, were underway, including 2015-2016; two (2) projects were completed.
- A total of fifty (50) public service projects were undertaken and completed in program year 2015-16. Public services included senior services, mental health services, food assistance programs, handicapped services, homeless shelters and programs, substance abuse services, services for battered/abused spouses, childcare services and youth services. A total of \$1,118,669 was expended.
- Four (4) Economic Development projects were underway, one (1) was completed expending a total of \$54,686.
- A total of twelve (12) housing rehabilitation projects were undertaken to improve the conditions of substandard housing for low-income homeowners, seniors, and disabled persons. Three (3) projects were completed expending \$244,094.
- Five (5) administration projects were completed, \$1,849,722 was expended for overall program management of the CDBG program, FH administrative costs, and metro-city administration costs.

HOME Accomplishments:

The County of Riverside administers the HOME Program throughout the unincorporated areas of the County and within the participating cities. A total of \$3,476,897 in HOME funding was utilized to:

- \$1,175,880 - Provide homeownership opportunities for first-time homebuyers and for the low- and moderate-income community; (FTHB \$996,400; Sunset Springs \$22,591.47; North Shore self-help \$ 156,888.79)
- \$605,007 - Improve the conditions of substandard existing rental housing affordable to low-income families; (\$7,948.20 OB1; \$597,059.29 OB3)
- \$1,223,777 - Expand the affordable rental housing stock for low-income and special needs households; and (\$149,690.16 Perris Fam; \$ 293,947.70 Camp Anza; \$696,491.09 Vista Rio; \$27,500 SDA 2010; \$56,148.40 SDA 2012)
- \$254,588 - Provide shelter to the homeless through rental assistance. (\$212,296.36 TBRA 2014; \$ 42,291.86 TBRA 2015)
- \$217,644 - Program Administration (\$81,359.66 for 2014 admin; \$8844.32 2014 admin PA; \$71,681.78 2015 admin; \$55,758.29 2015 admin PA)

ESG Accomplishments:

The County allocated 2015-2016 ESG funding to twelve (12) subrecipients to provide shelter, outreach, homelessness prevention, and rapid re-housing programs and services for persons either at-risk of, or experiencing, homelessness. A total of \$474,921 was expended. For further accomplishment information, refer to ESG sections CR-60 through CR-75. Refer to Appendix eCart- ESG Accomplishment data.

The following table is a condensed summary of activities undertaken and accomplishments represented by number of units (e.g., housing units, persons assisted, businesses assisted, etc.), outlining the expected strategic goals and progress towards meeting these goals set forth in the Five Year CP and Annual OYAP. The table has been revised to reflect actual outcomes from the IDIS accomplishment screens, IDIS PR23 (revised), PR03 reports, and HMIS (ESG).

Comparison of the proposed versus actual outcomes for each outcome measure submitted with the consolidated plan and explain, if applicable, why progress was not made toward meeting goals and objectives. 91.520(g)

Categories, priority levels, funding sources and amounts, outcomes/objectives, goal outcome indicators, units of measure, targets, actual outcomes/outputs, and percentage completed for each of the grantee's program year goals.

Goal	Category	Proposed Source/Amount (5 Yr StragPlan/ 2015-2016 Amended OYAP- Section AP-20)	Indicator	Unit of Measure	Proposed – 5 Year Strategic Plan	YTD Actual – Assisted	Percent Complete	Expected – Program Year 2015-16 <i>CDBG Source- IDIS PR03 (Varies from OYAP AP-20 due to canceled/revised activities) ESG/HOME Source- IDIS Includes LMA</i>	Actual – Program Year 2015-2016 <i>CDBG Source- IDIS PR03 (Includes LMA) ESG/HOME Source- IDIS</i>	Percent Complete
Acquisition of Real Property	Acquisition of Real Property	CDBG: 5 Year-\$200,000 2015/16- \$0	Other	Other	1	0	0.00%	0	0	0.00%
Address Farmworker Housing Needs	Affordable Housing	HOME: 5 Year-\$1,000,000 2015/16- \$0	Rental units constructed	Household Housing Unit	11	0	0.00%	0	0	

Administration	Administration	CDBG: 5 Year- \$7,240,000 2015/16- \$1,527,477 HOME: 5 Year-\$979,270 2015/16- \$170,173 ESG: 5 Year- \$218,500 2015/16- \$47,169	Other	Other	N/A	N/A		N/A	N/A	
CHDO Set side	Affordable Housing	HOME: 5 Year- \$1,255,115 2015/16- \$255,262	Rental units constructed	Household Housing Unit	5	16	320.00%	5	16	320%
Clearance and Demolition	Clearance and Demolition	CDBG: 5 Year- \$10,000 2015/16- \$0	Other	Other	1	0	0.00%	0	0	0.00%
Code Enforcement - SL-3	Code Enforcement	CDBG: 5 Year- \$2,000,000 2015/16- \$907,636	Other	Other	817,475	294,154	35.98	211,470	142,780	67.52%
Economic Development - EO-1	Non-Housing Community Development Economic Development-Businesses/jobs	CDBG: 5 Year- \$400,000 2015/16- \$62,500	Facade treatment/bus iness building rehabilitation Jobs created/retain ed	Business Jobs	60 10	12 0	20.00% 0	7 5	4 0	57.14% 0.00%

Expand the Affordable Rental Housing Stock	Affordable Housing	HOME: 5 Year- \$2,681,165 2015/16- \$638,151	Rental units constructed	Household Housing Unit	55	38	69.09%	11	27	245.45%
Fair Housing - SL-1	Fair Housing Public Facility	CDBG: 5 Year- \$50,000 2015/16- \$12,000	Other	Other	15,000	10,706	71.37%	11,400	6,557	57.52%
First Time Homebuyer Assistance	Affordable Housing	HOME: 5 Year- \$2,681,165 2015/16- \$638,151	Direct Financial Assistance to Homebuyers	Households Assisted	65	39	60.00%	13	24	184.62%
Homelessness - DH-2	Homeless	ESG: 5 Year- \$945,860 2015/16- \$216,778	Tenant-based rental assistance / Rapid Re-housing	Households Assisted	200	215	107.50%	33	25	75.76%
			Homelessness Prevention	Persons Assisted	280	163	58.21%	38	81	213.16%
Homelessness - SL-1	Homeless	ESG: 5 Year- \$1,750,000 2015/16- \$364,981	Homeless Person Overnight Shelter	Persons Assisted	4,345	7,784	179.15%	1,206	4,125	342.04%
Improve the Conditions of Substandard Housing	Affordable Housing	HOME: 5 Year- \$750,000 2015/16- \$0	Rental/Home-owner Housing Rehabilitated	Household Housing Unit	11	11	100.00%	2	11	550.00%

Interim Assistance - SL-3	Interim Assistance	CDBG: 5 Year- \$800,000 2015/16- \$0	Other	Other	133,569	133,569	100.00%	0	0	0.00%
Public Facility/Infrastructure - SL-1	Non-Homeless Special Needs Non-Housing Community Development Public Facility/ Infrastructure	CDBG: 5 Year- \$7,393,622 2015/16- \$1,534,575	Public Facility or Infrastructure Activities other than Low/Moderate Income Housing Benefit	Persons Assisted	961,580	380,890	39.61%	324,537	43,728	13.47%
Public Facility/Infrastructure - SL-3	Non-Housing Community Development Public Facility/ Infrastructure	CDBG: 5 Year- \$9,923,600 2015/16- \$2,047,656	Public Facility or Infrastructure Activities other than Low/Moderate Income Housing Benefit	Persons Assisted	292,190	14,7803	50.58%	128,820	35,305	27.41%
Public Service – SL-2	Non-Housing Community Development Public Service	CDBG: 5 Year- \$596,000 2015/16- \$118,238	Public service activities other than Low/Moderate Income Housing Benefit	Persons Assisted	3,640	1,296	35.60%	789	712	90.24%

Public Service – SL-3	Non-Homeless Special Needs Non-Housing Community Development Public Service	CDBG: 5 Year- \$304,000 2015/16- \$70,000	Public service activities other than Low/Moderate Income Housing Benefit	Persons Assisted	475,525	153,430	32.27%	118,585	118,585	100.00%
Public Services - SL-1	Homeless Non-Homeless Special Needs Non-Housing Community Development Public Services	CDBG: 5 Year- \$4,530,000 2015/16- \$908,022	Public service activities other than Low/Moderate Income Housing Benefit Homeless Person Overnight Shelter	Persons Assisted	387,135	240,117	62.02%	125,627	129,024	102.70%
Rehabilitation - DH-2	Rehabilitation - DH-2	CDBG: 5 Year- \$2,850,000 2015/16- \$449,282	Homeowner Housing Rehabilitated	Household Housing Unit	125	137	109.60%	232	133	57.33%
Shelter the Homeless - TBRA	Affordable Housing Homeless	HOME: 5 Year- \$445,995 2015/16- \$0	Tenant-based rental assistance / Rapid Re- housing	Households Assisted	25	494	1976%	5	290	5800.00%

Table 1 - Accomplishments – Program Year & Strategic Plan to Date
CR05- CDBG/ESG Total Expenditures 2015-2016/YTD

Community Development Block Grant (CDBG)				
Uses of Funds	2015-2016 OYAP Proposed Source/Amount	2015-2016 Actual Expenditures (PR03-Appendix)	2014-2019 (5 Year) Proposed Source/Amount	2014-2019 (5 Year - YTD) Actual Expenditures
Administration	1,527,477.00	1,849,722.00	7,240,000.00	3,396,119.33
Acquisition of Real Property	0.00	0.00	200,000.00	0.00
Rehabilitation - DH-2	449,282.00	244,093.82	2,850,000.00	277,167.03
Public Services - SL-1	908,022.00	989,060.84	4,530,000.00	1,931,323.26
Public Service - SL-2	118,238.00	97,137.29	596,000.00	181,562.04
Public Service - SL-3	70,000.00	32,470.66	304,000.00	57,860.19
Public Facility/Infrastructure - SL-1	1,534,575.00	1,324,274.23	7,393,622.00	2,337,729.35
Fair Housing - SL-1	12,000.00	11,841.17	50,000.00	24,525.31
Public Facility/Infrastructure - SL-3	2,047,656.00	1,762,731.96	9,923,600.00	5,430,134.55
Economic Development - EO-1	62,500.00	54,685.96	400,000.00	67,185.96
Clearance and Demolition	0.00	0.00	10,000.00	0.00
Code Enforcement - SL-3	907,636	519,094.92	2,000,000.00	1,351,577.18
Interim Assistance - SL-3	0.00	0.00	800,000.00	703,667.30
	7,637,386.00	6,885,112.85	36,297,222.00	15,758,851.50
CDBG Program Income (PI)	170,597.00	74,434.66	279,165.00	257,995.62

Emergency Solutions Grant (ESG)				
Uses of Funds	2015-2016 OYAP Proposed Source/Amount	2015-2016 Actual Expenditures (PR91-Appendix)	2014-2019 (5 Year) Proposed Source/Amount	2014-2019 (5 Year - YTD) Actual Expenditures
Administration	47,169.00	35,716.00	218,500.00	87,860.00
Emergency/Transitional Shelter		354,981.00		699,962.00
Outreach		10,000.00		15,000.00
Total Homelessness - SL-1	364,981.00	364,981.00	1,750,000.00	714,962.00
Homelessness Prevention		52,856.00		122,050.00
Rapid Re-Housing		21,368.00		218,722.00
Total Homelessness - DH-2	216,778.00	74,224.00	945,860.00	340,772.00
	628,928.00	474,921.00	2,914,360.00	1,143,594.00

Assess how the jurisdiction's use of funds, particularly CDBG, addresses the priorities and specific objectives identified in the plan, giving special attention to the highest priority activities identified.

The CAPER provides a detailed description of how the County provided new or improved availability/accessibility, affordability, or sustainability for the following goals for which funding was allocated:

- Provide decent and affordable housing for low- and moderate- income households, and those with special needs;
- Provide safer, more-livable neighborhoods; and
- Expand economic opportunities

The Accomplishments Table above provides a summary of these priority goals and the County's success in meeting the established objectives set forth in the Five Year 2014-2019 CP and Annual Action Plan. Unfortunately, as with most of the priority goals, the needs far outweigh the County's available resources which are not sufficient to address all of the needs of low- and moderate-income persons or special needs residents in the County's CPD program area.

During the 2015-2016 program year, CDBG funding focused primarily on the highest plan priorities to address specific objectives including the revitalization of neighborhoods, construction and/or rehabilitation of public facilities, provision of public services, ADA accessibility improvements, housing rehabilitation, economic development, and activities furthering fair housing.

HOME funds were used to address housing priorities established in the Five Year Consolidated Plan, as outlined in the tables above. In some instances actual accomplishments exceeded anticipated goals. This was especially true for first-time homebuyer assistance and providing shelter to the homeless through rental assistance.

ESG activities were mainly directed at increasing services to at-risk populations and where possible reducing costs of affordable housing by providing overnight shelter, outreach, homelessness prevention, and rapid re-housing services for persons either at-risk of or experiencing homelessness.

The overall low-mod benefit for the 2015-2016 CDBG program year was 100%, exceeding the minimum 70% low-mod HUD benefit requirement. Measurable progress was made on many of the Five-Year CP goals, in many circumstances actual accomplishments exceeded those proposed. This was especially true for public facility and infrastructure improvements that provided benefit to low-moderate income persons. At the same time, there are several public facility/ infrastructure projects that are experiencing delays which is mostly due to the need

to secure additional funding, increase in the cost of materials and/or labor, and in some instances, a lack of dedicated staff resources. These projects are currently underway and will report accomplishments in upcoming CAPER's.

For additional information please refer to the following Integrated Disbursement and Information System (IDIS) reports in the appendix:

PR03 - CDBG Activity Summary Report

PR03 - BOSMAC Report (Summary of CDBG Activities)

PR07 - CDBG and HOME Drawdown Reports

PR10 - CDBG Housing Activities

PR15 - Cost Per Home Assisted Unit/Family

PR16 - HOME Lower Income Benefit

PR23 - Summary of Accomplishments Reports (CDBG/HOME)

PR25 - Status of CHDO Funds by Fiscal Year

PR26 - Financial Summary

PR33 - HOME Matching Liability Report

PR50 - Grantee CDBG Expenditure Report

PR51 - Grantee CDBG Accomplishment Report

PR83 CDBG-Sections 1-3 CDBG Performance Measurements Report

PR85 - Housing Performance Report

PR91 - ESG Financial Summary

CR-10 - Racial and Ethnic composition of families assisted

Describe the families assisted (including the racial and ethnic status of families assisted).

91.520(a)

	CDBG	HOME	*ESG
White	33,271	171	2,731
Black or African American	3,506	133	739
Asian	716	5	30
American Indian or American Native	418	2	192
Native Hawaiian or Other Pacific Islander	165	1	40
American Indian/Alaskan Native & White	288		
Asian & White	113		
Black/African American & White	279	1	
Amer. Indian/Alaskan Native & Black/African Amer.	131		
Other Multi-Racial	5008	28	151
Unknown			28
Total	43,895	341	3,911
Hispanic	12,838	95	1,515
Not Hispanic	31,057	246	2,396

Table 2 – Table of assistance to racial and ethnic populations by source of funds

**ESG- Refer to CR-65, additional 320 assisted*

IDIS PR23 - Beneficiaries by Racial/Ethnic Category
Persons/Households Assisted

CDBG, HOME, ESG

2015-2016 CAPER Section CR-10

RACE	CDBG		HOME		ESG		TOTAL	
White	33,271	75.80%	171	50.15%	2,731	69.83%	36,173	75.13%
Black/African American	3,506	7.99%	133	39.00%	739	18.90%	4,378	9.09%
Asian	716	1.63%	5	1.47%	30	0.77%	751	1.56%
American Indian/Alaskan Native	418	0.95%	2	0.59%	192	4.91%	612	1.27%
Native Hawaiian/Other Pacific Islander	165	0.38%	1	0.29%	40	1.02%	206	0.43%
American Indian/Alaskan Native & White	288	0.66%					288	0.60%
Asian & White	113	0.26%					113	0.23%
Black/African American & White	279	0.64%	1	0.29%			280	0.58%
American Indian/Alaskan Native & Black/African	131	0.30%					131	0.27%
Other Multi-Racial	5,008	11.41%	28	8.21%	151	3.86%	5,187	10.77%
Information Missing/Don't know/Refused					28	0.72%	28	0.06%
TOTAL	43,895		341		3,911		48,147	

Hispanic	12,838	29.24%	95	27.86%	1,515	38.74%	14,443	30.00%
Non-Hispanic	31,057	70.76%	246	72.14%	2,390	61.11%	33,698	69.99%
Information Missing/Don't know/Refused					6	0.15%	6	0.01%
TOTAL	43,895		341		*3,911		48,147	

(*ESG Victim Services provider reported 320 in section CR-65, not reflected in this table)

Narrative

The CDBG Table above has been adjusted to reflect the correct reporting of persons/households from the PR03 Report. For additional information, refer to appendix, IDIS PR23-CDBG Summary of Accomplishments Report and ESG eCart and section CR-65-ESG-additional 320 assisted.

According to the United States Census Bureau, 36.7% of County residents are White, 47.9% Hispanic, 7.1% Black/African American, 6.9% Asian, and 1.4% other races. From 2010 to 2015, the proportion of Hispanic residents in the County increased by nearly 2.4%, while the proportion of White residents declined by about 3%, over the same period. The cities of Blythe, Coachella, Desert Hot Springs, Lake Elsinore, and San Jacinto had significant Hispanic concentrations. Banning, Blythe, Desert Hot Springs, and Norco Black/African American populations are greater than the county-wide proportion.

Recipients in the above/below tables represent the diversity within the County that were assisted with HUD funded programs during the 2015-2016 FY. HOPWA program outcomes are reported by the City of Riverside.

In the County, funds are utilized throughout all of the unincorporated areas as well as all participating cities/metro city under the County's CPD programs. When evaluating the ethnic/racial composition of families assisted in the table, White's appear to be represented at the highest level with regard to the three programs (75.13% of the total population).

Hispanics were assisted at a rate of 30% of the total population. This percentage may be low due to a large number of Hispanics possibly being reflected in the White or multi-Racial numbers reported due to many (if not a majority) identifying as one of those categories.

When comparing the ethnic/racial mix of HOME program beneficiaries with the make-up of the population as a whole, White's appear to be over represented with regard to the HOME program (50.14% of families assisted compared to 36.7% of the population). Hispanics, on the other hand, are assisted at a lower rate than their presence in the population for HOME (27.86% of families assisted compared to 47.9% of the population).

The County is committed to allocating CDBG, HOME, and ESG funds to address community development needs of the lowest-income and most disadvantaged residents based upon the individual eligibility requirements of the specific CPD program. Assistance was targeted to populations residing in areas of low-income and minority concentrations. However, while projects and programs will target low-income and minority populations, they will not necessarily be limited geographically to areas where these populations are concentrated. Some service providers are not located in low/moderate-income census tracts; however, their services are designed and intended for low/moderated income clients. These may include clinics, food pantries, senior centers, health care facilities, etc.

CR-15 - Resources and Investments 91.520(a)

Identify the resources made available

Source of Funds	Resources Made Available – ConPlan 2014-2019	Resources Made Available FY 2015-2016 OYAP Section AP-15	Amount Expended During Program Year
CDBG	\$28,648,837	\$8,485,276	\$6,885,113
HOME	\$7,098,172	\$3,597,255	\$3,476,897
ESG	\$2,331,059	\$628,928	\$474,921

Table 3 – Resources Made Available

Narrative

The table above illustrates the amount of funding “estimated” to be available for CDBG, HOME, and ESG for the 2015-2016 program year (OYAP-Section AP15); it does not account for all unspent prior year funds. The County had estimated \$8,485,276 in CDBG resources (\$7,637,386 entitlement funds/\$170,597 PI/ \$677,293 prior year funds), \$3,597,255 in HOME resources (\$1,701,737 entitlement funds/\$648,133 PI/\$1,247,385 prior year), and \$628,928 in ESG resources to allocate to projects to carry out the goals outlined in the County’s CP and OYAP.

Program Income (PI) is generated from repayments or other funding accrued and collected from previously funded CDBG and HOME projects and is allocated based on HUD’s unrestricted program income requirements. During the 2015-2016 program year, the County received \$73,696.21 CDBG PI and \$791,902 HOME PI. To ensure timely expenditure of the 2015-2016 CDBG PI, the County allocated \$74,434.66 (\$73,696.21 + \$738.45), which included a carryover balance of \$738.45 from 2014-15 and \$3,240.47 allocated but drawn in 2016-17, to eight (8) new and/or existing CDBG projects throughout the program year. In 2015-2016, the County used \$919,687 HOME PI to fund thirty-three (33) HOME units, First-Time Homebuyer, and Administration.

The County is committed to allocating funds to projects and activities that serve the needs of the lowest-income and most disadvantaged residents to improve their quality of life- either directly or indirectly. In Riverside County, as with many other jurisdictions, the need for housing and community development funds far outweigh the available resources. Although needs are high in all of the top priority areas, with limited funds and resources available, there is a high likelihood that some of the needs will not be addressed.

Per IDIS Report PR26 (appendix) – CDBG Financial Summary Report (2015-2016 program year) are as follows:

Low/Mod Benefit for program year: 100%

Planning and Administration (Cap 20%): 19.98%

Public Service (Cap 15%): 14.31%

The CDBG Expenditure Report, IDIS Report PR03, shows that the County's CDBG program disbursed \$6,885,113 in program year 2015-2016. The HOME Drawdown IDIS PR07 report shows that \$3,476,897 in HOME funds was disbursed in program year 2015-2016. The ESG Financial Summary Report, IDIS Report PR91 shows that \$474,921 was disbursed in program year 2015-2016. In section CR05 of this document, the County's investments and achievements made in Program Year 2015-2016 are summarized.

Two of the CPD-funded programs, HOME and ESG, both have matching fund requirements – HOME 25%, ESG 100%. These regulatory matching requirements ensure the efficient use of the Federal funds through leveraging. The CDBG regulations do not require a funding match for the program; however, the County strongly encourages leveraging of CDBG funds and gives priority consideration in the evaluation of proposed activities that leverage other funding. In the participating cities, CDBG funds are matched with other funds available to cities such as general funds and other local resources. It is anticipated that Federal and private funding sources for housing and community development programs will remain limited, even under these circumstances; the County strives to make progress in implementing its public improvement and community service projects and programs as well as meeting the established objectives. As in the past, the County and cooperating cities will be as creative as possible to find other additional sources of funding in order to develop and deliver efficient and cost-effective projects. CDBG, HOME, and ESG funded activities will be leveraged, whenever possible, by other federal and/or governmental support for their specific type of services.

Identify the geographic distribution and location of Investments

Target Area	Planned Percentage of Allocation	Actual Percentage of Allocation	Narrative Description
Administration	18%	27%	Efficient and effective implementation and oversight of Community Planning and Development Programs. <i>(Refer to PR26 for 20% CAP calculation)</i>
Cooperating Cities	24%	25%	Area that benefits the greatest percentage of low/moderate-income persons as LMA, LMC, or LMH.
Countywide	36%	13%	Area that benefits the greatest percentage of low/moderate-income persons as LMA, LMC, or LMH.
Metro City	3%	3%	Area that benefits the greatest percentage of low/moderate-income persons as LMA, LMC, or LMH.
Supervisory Districts	19%	32%	Area that benefits the greatest percentage of low/moderate-income persons as LMA, LMC, or LMH.

Table 4 – Identify the geographic distribution and location of investments

Narrative

The County of Riverside is ranked the fourth most populated county in the State. Due to the vast distance between communities and cities, the Delivery System can become complicated by the geographical challenges which contribute to impediments encountered by private, non-profit, and government agencies attempting to provide services to low-income residents. The County seeks to direct CDBG, HOME, and ESG formula grant funds primarily to the unincorporated areas in the five (5) Supervisorial Districts, fourteen (14) Cooperating Cities, one (1) Metropolitan City/Urban County participant with a population over 50,000, and approximately sixty-three (63) unincorporated communities and neighborhoods.

The County has not established specific priority or target areas *per se* to focus the investment of funds; therefore, for purposes of the 2015-2016 OYAP and 2014-2019 Five-Year CP, geographic areas are more loosely defined to include administration, countywide, supervisorial districts, cooperating cities, and metro city(s).

Funding allocations target the lowest-income and most disadvantaged residents in lower-income communities located in urbanized neighborhoods, suburban cities, and remote rural areas. Priorities differ for each of the three formula grants. CDBG funds were distributed using a "fair-share" formula, which is based on a formula that accounts for population levels, overcrowding, and poverty. Households with incomes below 80 percent of the Area Median Income (AMI) and particularly those with extremely low-incomes (less than 30 percent of area median income), are particular priorities. Priority is given to CDBG projects that benefit the greatest percentage of low/moderate-income persons, both as Low/Mod Area (LMA) or Low/Mod Clientele (LMC). Some service providers in the County may not always be located in low/moderate-income census tracts yet their services are designed and intended for low/moderate income clients. These may include clinics, food pantries, senior centers, health care facilities, etc. Approximately 73% of the County's CDBG allocation was divided among the fourteen participating cities, Metro City, and County unincorporated areas. (Refer to County Map in Appendix) HOME funds were not allocated geographically. HOME-funds were made available through an application process targeting the unincorporated areas of the County and the cooperating cities with no priority area given distinction. ESG funds are awarded through a competitive process following federal guidelines. The County consults with the CoC to provide ESG funding recommendations in order to work in collaboration in targeting efforts to those that are homeless or at-risk of becoming homeless to eliminate and prevent homelessness.

Leveraging

Explain how federal funds leveraged additional resources (private, state and local funds), including a description of how matching requirements were satisfied, as well as how any publicly owned land or property located within the jurisdiction that were used to address the needs identified in the plan.

The County leverages its CDBG, HOME, and ESG funds with other resources to increase the impact upon housing, community development, and homelessness issues. Given the extent and level of housing and other community and economic development needs in Riverside County, it is essential that the limited resources made available through the CPD programs be leveraged with other resources. Many of the most successful affordable housing projects, community facilities, and public service programs were leveraged with other funds.

The CDBG regulations do not require a funding match for the program; however, the County strongly encourages leveraging of CDBG funds and gives priority consideration in the evaluation of proposed activities that leverage CDBG with other funding. Applicants requesting funds to support its programs and projects are asked to provide documentation of other funding sources they will use as leveraging to meet their needs. Examples of leveraging can be in the form of land; other Federal, State, or local government assistance; in-kind services; donations; private resources; or other subsidized financing. In the participating cities, CDBG funds are matched with city general funds and other local resources.

Two of the CPD-funded programs, HOME and ESG, both have matching fund requirements. Both of these regulatory matching requirements ensure the efficient use of the Federal funds through leveraging. The Emergency Solutions Grant program has a mandatory 100% “matching grant” requirement for sub recipients. The County’s ESG grant funds were matched more than six times its ESG allocation with Federal, State, local, and other private resources.

The leveraging of public and private funds is critical to the success of HOME projects. In order to provide sufficient financial support, most HOME projects require layered funding. HOME Program regulations require a twenty-five percent (25%) non-Federal match for every HOME dollar expended. Funds set-aside for program administration and for Community Housing Development Organization (CHDO) technical assistance/capacity building is exempt from this matching requirement. The match must be met by the end of the Federal FY in which the expenditure occurred. This requirement is not project-specific but rather program-wide.

HOME funds were leveraged through the use of gap financing. Developers identified and secured primary funding sources prior to allocations being awarded. HOME funds were leveraged and matched with low income housing tax credits, former redevelopment low income housing funds, Federal Home Loan Bank Affordable Housing Program (AHP) funds, California Housing Finance Agency (CalHFA) funds, California Department of Housing and Community Development Multifamily Housing Program (MHP) funds and, U.S. Department of Agriculture California Department of Housing and Community

Development Farm Worker Housing Grant Program.

The FY 2015/2016 25% minimum HOME matching requirement was \$360,266; the County met and exceeded its match obligation with a total of \$1,500,000 in match funds. The excess match to be carried over to the next FY is \$94,704,655

Fiscal Year Summary – HOME Match	
1. Excess match from prior Federal fiscal year	\$93,564,921
2. Match contributed during current Federal fiscal year	1,500,000
3. Total match available for current Federal fiscal year (Line 1 plus Line 2)	\$95,064,921
4. Match liability for current Federal fiscal year	\$360,266
5. Excess match carried over to next Federal fiscal year (Line 3 minus Line 4)	\$94,704,655

Table 5 – Fiscal Year Summary - HOME Match Report

Note: Match is based on Federal Fiscal Year (October 1 – September 30), NOT the grantee's program year.

Match Contribution for the Federal Fiscal Year								
Project No. or Other ID	Date of Contribution	Cash (non-Federal sources)	Foregone Taxes, Fees, Charges	Appraised Land/Real Property	Required Infrastructure	Site Preparation, Construction Materials, Donated labor	Bond Financing	Total Match
Vista Rio (IDIS# 5791)	11/17/2015	1,500,000	0	0	0	0	0	1,500,000

Table 6 – Match Contribution for the Federal Fiscal Year

HOME MBE/WBE report

Program Income – Enter the program amounts for the reporting period				
Balance on hand at begin- ning of reporting period \$	Amount received during reporting period \$	Total amount expended during reporting period \$	Amount expended for TBRA \$	Balance on hand at end of reporting period \$
\$155,419	\$791,920	\$915,687	\$49,823	\$27,431

Table 7 – Program Income

Minority Business Enterprises and Women Business Enterprises – Indicate the number and dollar value of contracts for HOME projects completed during the reporting period						
	Total	Minority Business Enterprises				White Non-Hispanic
		Alaskan Native or American Indian	Asian or Pacific Islander	Black Non-Hispanic	Hispanic	
Contracts						
Dollar Amount	6,371,010	0	0	0	0	6,371,010
Number	1	0	0	0	0	1
Sub-Contracts						
Number	8	0	1	0	2	5
Dollar Amount	403,152	0	62,400	0	88,912	251,840
	Total	Women Business Enterprises	Male			
Contracts						
Dollar Amount	0	0	0			
Number	0	0	0			
Sub-Contracts						
Number	0	0	0			
Dollar Amount	0	0	0			

Table 8– Minority Business and Women Business Enterprises

Minority Owners of Rental Property – Indicate the number of HOME assisted rental property owners and the total amount of HOME funds in these rental properties assisted						
	Total	Minority Property Owners				White Non-Hispanic
		Alaskan Native or American Indian	Asian or Pacific Islander	Black Non-Hispanic	Hispanic	
Number	0	0	0	0	0	0
Dollar Amount	0	0	0	0	0	0

Table 9 – Minority Owners of Rental Property

Relocation and Real Property Acquisition – Indicate the number of persons displaced, the cost of relocation payments, the number of parcels acquired, and the cost of acquisition						
Parcels Acquired		0		0		
Businesses Displaced		0		0		
Nonprofit Organizations Displaced		0		0		
Households Temporarily Relocated, not Displaced		0		0		
Households Displaced	Total	Minority Property Enterprises				White Non-Hispanic
		Alaskan Native or American Indian	Asian or Pacific Islander	Black Non-Hispanic	Hispanic	
Number	0	0	0	0	0	0
Cost	0	0	0	0	0	0

Table 10 – Relocation and Real Property Acquisition

CR-20 - Affordable Housing 91.520(b)

Evaluation of the jurisdiction's progress in providing affordable housing, including the number and types of families served, the number of extremely low-income, low-income, moderate-income, and middle-income persons served.

	One-Year Goal	Actual
Number of homeless households to be provided affordable housing units	15	39
Number of non-homeless households to be provided affordable housing units	16	421
Number of special-needs households to be provided affordable housing units	0	23
Total	31	483

Table 11 – Number of Households

	One-Year Goal	Actual
Number of households supported through rental assistance	15	356
Number of households supported through the production of new units	11	34
Number of households supported through the rehab of existing units	5	11
Number of households supported through Acquisition of Existing Units	0	0
Total	31	401

Table 12 – Number of Households Supported

Discuss the difference between goals and outcomes and problems encountered in meeting these goals.

Table 11 – Progress is being made towards the number of homeless households provided affordable housing units. In FY 2015/16, in partnership with the Housing Authority of the County of Riverside, the County assisted 42 homeless households through TBRA and 39 homeless households through HPRP. The County also assisted 24 first-time home buyers.

Table 12 – Progress is being made towards the number of households supported through Rental Assistance. In FY 2015/16, in partnership with the Housing Authority of the County of Riverside, the County assisted 247 households through Security Deposit Assistance funded through HOME. The

County also assisted in the rehabilitation of 12 units for Orange Blossom I Apartments (restricting 11 HOME units for low-income households whose incomes do not exceed 80% AMI).

New construction of Home Front at Camp Anza was completed FY 2015/16. Home Front at Camp Anza consists of a 30-unit multi-family affordable housing project located in the City of Riverside. Five of the units are designated as very low-income HOME assisted units, limited to households whose incomes do not exceed 50% AMI.

Perris Family Apartments were also completed in FY 2015/16. The project consists of a 75-unit multi-family affordable housing project located in the City of Perris. Eleven of the units are designated as extremely low-income HOME assisted units, limited to households whose incomes do not exceed 30% AMI.

Discuss how these outcomes will impact future annual action plans.

Future Annual Action Plans will provide additional information on program changes that are currently in development as the County continues to determine the needs of residents in Riverside County.

Include the number of extremely low-income, low-income, and moderate-income persons served by each activity where information on income by family size is required to determine the eligibility of the activity.

Number of Persons Served	CDBG Actual	HOME Actual
Extremely Low-income	78	201
Low-income	32	140
Moderate-income	3	0
Total	113	341

Table 13 – Number of Persons Served

Narrative Information

Refer to Appendix- PR23

The development of affordable housing in Riverside County can be a long and drawn-out process. Working with numerous funders, planning department, to environmental reviews, community outreach, project designers, and cost estimators creates a complicated maze through which developers must navigate in bringing new housing projects to completion. It may take several years for the typical project to progress from site identification and acquisition through lease-up. As a result, projects for which funding was reserved three or four years ago may just now be complete and providing new housing for area residents. There are currently two multifamily developments under construction and two single family self-help projects. The projects under construction will report production number for FY 2016. Because of the long lead times for development projects, the lag between funding and reporting production numbers can be lengthy and misrepresent the effort being made to address critical affordable housing needs.

The City of Canyon Lake, together with the Neighborhood Housing Services of the Inland Empire (NHSIE) has expended a total of \$30,156 in CDBG funds to provide grants to three (3) low-income households for home improvements to owner-occupied residential properties. Project 1.CL.02-14 is currently under-way, the City anticipates assisting an additional three (3) households in 2016-17.

Habitat for Humanity, a CDBG subrecipient, provided preventative home maintenance and critical home repair services for seven (7) low-income households. The program provides minor and critical home repairs such as painting, landscaping, fence repair, air conditioner installation, water heater, and roof repairs.

The City of Indian Wells and National Community Renaissance used CDBG funds to upgrade lighting for enhanced safety and energy efficiency at one of the City-owned, senior housing communities benefiting seventy-eight (78) extremely low-income, twenty-two (22) low-income, and three (3) moderate income seniors.

CR-25 - Homeless and Other Special Needs 91.220(d, e); 91.320(d, e); 91.520(c)

Evaluate the jurisdiction's progress in meeting its specific objectives for reducing and ending homelessness through:

- **Reaching out to homeless persons (especially unsheltered persons) and assessing their individual needs:**

The County of Riverside Continuum of Care (CoC) conducts outreach to homeless persons (especially unsheltered persons and chronic homeless) and assesses their individual needs in partnership with the County of Riverside Department of Public Social Services (DPSS), the Collaborative Applicant for the CoC, and housing and service partners that make up the CoC membership. The CoC Governance Structure engages more than 100 member agencies representing diverse sectors of government, business, law enforcement, housing and homeless providers, education, and others.

The Riverside County 2016 Point-In-Time Homeless Count and Survey, conducted on January 26, 2016, identified a total of 2,165 homeless individuals; of that 1,351 were unsheltered and 814 sheltered. Data collected during the count reflects a snapshot of Riverside County's homeless population at one particular point in time. Among the unsheltered homeless population, the highest subpopulation groups were persons that reported using drugs (25%), having a physical disability (24%), and having a mental health condition (20%). Recovery services and the Riverside University Health System Behavioral Health continue to work collaboratively with the CoC to increase the number of permanent supportive housing beds that are available for persons suffering with mental health and substance abuse problems. In addition, HUD has made it a priority that the number of beds for the chronically homeless be increased.

The HUD CoC Program funding continues to prioritize the creation of new permanent housing beds for homeless individuals and families throughout the county. This includes a 79% increase in the number of

new permanent housing beds since 2013. The majority of these beds have been “leased up” with unsheltered homeless people, including those who are chronically homeless.

In 2015, a targeted countywide effort to coordinate services to permanently house homeless people who are living in encampments began as part of collaboration between key county and nonprofit agencies working on the frontlines to end homelessness. This enhanced partnership includes the Riverside County Sheriff’s Department, DPSS Homeless Programs Unit, Housing Authority of the County of Riverside, Riverside University Health System – Behavioral Health (formerly Department of Mental Health), U.S. Department of Veterans’ Affairs, Loma Linda Medical Center, Path of Life Ministries, and other key nonprofit housing providers. This coordination effort has assisted in closing several homeless encampments and providing permanent housing for a majority of the people who were living in riverbeds, near freeways, and other places not meant for human habitation.

The County of Riverside CoC, a network of homeless service providers, has made an impact on helping to eliminate homelessness. Specifically, the CoC implemented programs that have shown promise in placing chronically homeless people into permanent housing first following up with services that address barriers that can keep a person homeless. The CoC also strengthened coordination among the network of providers and increased funding focused on helping individuals and families who are homeless become “rapidly re-housed” through temporary, one-time assistance.

The County of Riverside CoC has implemented and developed a Coordinated Entry System (CES) to link homeless families and individuals with the appropriate assistance they need to end homelessness. A CES Advisory Team, with the assistance of outreach workers, housing navigators, housing case managers, and others, formed to develop written standards, policies, and guidelines for the CES. The Advisory Team is made up of representatives from providers of permanent supportive housing, rapid re-housing, emergency shelter, and transitional housing (TH). The CES covers a large geographic area, is easily accessed by individuals and families seeking housing or services, is well advertised, and includes a comprehensive and standardized assessment tool. The Riverside University Health System – Behavioral Health (formerly the County of Riverside Department of Mental Health) is the lead agency responsible for implementing the County’s Coordinated Entry System.

In 2014, the County of Riverside DPSS received a \$2.5 million state grant to increase MediCal outreach and enrollment of difficult-to-reach populations, including increasing enrollment of homeless persons in the Affordable Care Act (ACA).

In addition, the Emergency Food and Shelter Program (EFSP) administered through a local board made up of community representatives from United Way, Salvation Army, Catholic Charities, the National Council of Churches of Christ, local Native American Tribal members, American Red Cross, and the CoC, continues to fund providers who serve families in immediate crises. This funding helps supplement providers with additional resources for motel vouchers, rental assistance, and emergency mass shelter and food. In 2015 the EFSP Local Board was awarded, \$1,194,520 toward these services, this includes \$107,631 allocated for seasonal emergency cold weather shelter beds, in addition to the established

year-round shelter beds provided by county general and Emergency Solutions Grant funding.

The Department of Public Social Services (DPSS) is the HUD grantee responsible for a centralized or coordinated Homeless Management Information System (HMIS), for the County of Riverside CoC and the HMIS Lead Organization. DPSS has the responsibility to establish, support, and manage an HMIS in a manner that will meet HUD's standards for quality, privacy, security, and other requirements for organizations participating in HMIS. The HMIS is a mandatory comprehensive and standardized assessment tool used to collect client-level data and data on the provision of housing and services to homeless individuals and families and persons at risk of homelessness.

Victim service providers are prohibited from entering client-level data into an HMIS; instead they must use a comparable database to collect client-level data over time and generate unduplicated aggregate reports based on that data.

The County and its subrecipients work with the CoC to ensure the screening, assessment, and referral of program participants are consistent with the written standards. The County will continue to coordinate and collaborate with the CoC and other key stakeholders in order to foster a comprehensive, community-wide coordinated assessment process and HMIS that ensures a seamless coordination of services and funding streams.

- **Addressing the emergency shelter and transitional housing needs of homeless persons:**

The County's CoC, Emergency Solutions Grant (ESG) funders, and recipients collaborate and coordinate to avoid duplication of services and to provide the most effective use of HUD funding. The County of Riverside CoC has established quality standards for emergency shelter and performance standards for shelter and transitional housing. All projects are evaluated annually to identify any performance issues and to provide technical support to adequately administer the projects.

The County provided \$1,668,576 from general funds to support five emergency shelters in the County and one seasonal cold weather shelter. The 2016 Housing Inventory Count (HIC), reported a total of 756 year-round emergency shelter beds countywide, of which 65 beds are for winter shelter beds/nights and 2 overflow beds. The Transitional Housing (TH) total year-round beds are 334, a decrease of 243 beds. This is due to the reallocation of TH to rapid re-housing or permanent supportive housing. The number of permanent supportive housing beds is 1,538, an increase of 515 beds.

The goal was to continue to maintain emergency shelter beds for single adults who are chronically homeless and for families who may or may not be chronically homeless. ESG funded emergency shelters had 160,145 emergency shelter bed-nights available between fiscal year 2015-2016 with 88,417 bed-nights provided to homeless individuals in Riverside County. This represents an overall utilization of 55.21%. County ESG funds provided \$344,981 to emergency shelters. In addition, HMIS data is reviewed to determine whether people are staying in programs, whether they are exiting to permanent housing,

and whether they are increasing their incomes.

In complying with HEARTH requirements, the County of Riverside EDA, in coordination with the CoC, has reassessed the shelter programs currently receiving ESG funding. In FY 2015/2016, ESG funds were used to provide emergency shelter and TH needs by allocating 60% of funding to these components and 40% for rapid re-housing and homelessness prevention activities. The future direction is to increase the percentage of rapid re-housing. The ESG Written Standards were updated to include additional requirements for complying with the Coordinated Entry System (CES), working toward a low-barrier approach to housing, and participate in a data sharing network. ESG recipients are required to utilize the Coordinated Intake and Assessment System provided through County of Riverside CoC. Participating agencies are responsible for engaging chronically homeless individuals and families through a standardized vulnerability assessment and intake process and prioritizing so those who are at highest risk receive the most appropriate and immediate intervention rather than a "first come, first serve" approach.

In the 2015 HUD-CoC Program Competition, HUD strongly encourages CoCs and recipients to carefully review the transitional housing projects within the geographic area for cost-effectiveness, performance, and for the number and type of eligibility criteria to determine if rapid re-housing might be a better model for the CoC's geographic area. HUD defunded one TH project and awarded funds to a new rapid re-housing project to serve the eastern portion of Riverside County. The goal of the CoC is to reallocate TH projects to rapid re-housing or permanent supportive housing as an effective way to end homelessness in Riverside County.

- **Helping homeless persons (especially chronically homeless individuals and families, families with children, veterans and their families, and unaccompanied youth) make the transition to permanent housing and independent living, including shortening the period of time that individuals and families experience homelessness, facilitating access for homeless individuals and families to affordable housing units, and preventing individuals and families who were recently homeless from becoming homeless again:**

HUD requires all CoCs to utilize the System Performance Measures (SPM) to help communities gauge their progress in preventing and ending homelessness and provide a more complete picture of how well a community is achieving this goal. The SPM includes: reducing the number of homeless individuals and families, reducing the number of first time homeless, length of time homeless, successful permanent housing placement or retention, returns to homelessness, jobs, and income growth.

DPSS, the CalWORKs administrator for the County, was successful in receiving over \$1 million through the CDSS as part of the Family Stabilization Program (FSP) receiving a set-aside of CalWORKs dollars that can be used for rapid re-housing activities. This funding will provide rapid re-housing for up to 200 families annually.

To help homeless people make the transition to permanent housing, the County of Riverside CoC has increased the number of permanent housing beds in the county by increasing rapid re-housing assistance (through ESG and CoC Program funds), that gives short-term rental assistance and support services for housing location and stability; and permanent supportive housing (through CoC Program funds).

In the 2015/HUD CoC Program Consolidated Application, the CoC was able to create 27 new rapid re-housing beds by reallocating funding from TH programs. In addition, the CoC added 1,215 new permanent beds (RRH 412 and PSH 803) from 2015-2016. This included Permanent Supportive Housing (PSH), Rapid Re-housing, and Supportive Services for Veterans and their Families (SSVF). In the County's 10-year-plan, the goal was to increase PSH by 500 beds the first 5 years. In 2016, there will be 1,188 PSH and 241 rapid re-housing beds countywide.

The U.S. Department of Veterans' Affairs (VA) continues to provide funding for the Veterans Affairs Supportive Housing (HUD-VASH) program that provides rental assistance for homeless veterans and the Supportive Services for Veteran Families (SSVF) program that provides a range of supportive services to eligible Veteran families that are designed to promote housing stability.

Veterans Affairs Supportive Housing Program (VASH)

The VASH program is a partnership between HUD and the VA to provide Section 8 vouchers to homeless veterans with the goal of ending homelessness among veterans. Locally, the VASH program is a partnership between HACR and the Loma Linda VA Medical Center. This program has housed 456 homeless veterans since its inception in 2009 and has the capacity to serve 589 veterans. Two non-profit veteran agencies, Lighthouse Social Service Centers and U.S. Veterans Initiative received about \$3 million in Supportive Services for Veterans and their Families (SSVF) through the VA.

The Housing Authority of the County of Riverside partners with the CoC to provide the following housing program for homeless individuals/families:

1. HOPWA Program

The City of Riverside is the Grantee of the HOPWA formula funding for both Riverside and San Bernardino County. The HACR, as the Project Sponsor, administers the HOPWA grant throughout Riverside County. The goal of the HOPWA program is to prevent homelessness to individuals and/or families that have AIDS/HIV+, by providing long-term rental assistance through the Housing Options Program and Short Term Rental, Mortgage, and Utility Assistance through subcontractors in the community that serve this population.

2. Shelter Plus Care Program

This program has the capacity to provide 128 units of housing for homeless persons with disabilities. Applicants are referred to the HA by the Department of Mental Health, who provides assistance to the clients in locating suitable housing and supportive services.

3. Project HOME

Project HOME provides a one year transitional rental subsidy to assist homeless individuals and families residing in homeless encampments to obtain permanent rental housing. Program services include: housing navigation; move-in assistance; a 12 month rental subsidy; housing case management; and the coordination of other supportive services to assist the household in reaching self-sufficiency. 27 households were serviced in FY15/16.

4. Cal-Works Housing Support Program (HSP)

The HSP program is a new program which addresses the housing needs of homeless families currently receiving TANF assistance. The program is collaboration between DPSS and HACR. HACR provides housing navigation, housing counseling and short/medium term rental subsidies in an effort to stabilize these families as quickly as possible. This allows them to take advantage of the TANF related services provided by DPSS. The program serviced 130 households in FY15/16 and plans to service 150 households in FY16/17.

- **Helping low-income individuals and families avoid becoming homeless, especially extremely low-income individuals and families and those who are: likely to become homeless after being discharged from publicly funded institutions and systems of care (such as health care facilities, mental health facilities, foster care and other youth facilities, and corrections programs and institutions); and, receiving assistance from public or private agencies that address housing, health, social services, employment, education, or youth needs:**

In 2015-16, the County received \$1,194,520 through the Emergency Food and Shelter Program which included \$354,984 for rental assistance, \$452,668 for mass/emergency shelter, and \$103,336 for motel vouchers to help prevent families from becoming homeless.

The CoC membership continues to fund and seeks additional funding to assist homeless persons and families make the transition to permanent housing and independent living. As mentioned previously, the CoC has developed an implementation plan for a Coordinated Entry System which seeks to move homeless Veterans and the most vulnerable chronically homeless into permanent housing using a street outreach model, coupled with a common/shared assessment and coordinated entry process into Permanent Supportive Housing. In the 2015 HUD CoC Program Consolidated Application, \$500,000 was awarded to the County of Riverside University Health System (RUHS) Behavioral Health to implement the County's Coordinated Entry System.

The ESG program places greater emphasis on helping people quickly regain stability in permanent housing after experiencing a housing crisis and/or homelessness. This is accomplished by providing homeless persons with basic shelter and essential supportive services to promote decent and affordable housing, a suitable living environment, and economic opportunities. ESG funds were used for a variety of activities, including: rapid re-housing and homeless prevention activities, emergency shelter, operations and maintenance of facilities, essential supportive services, and street outreach. ESG performance standards follow the requirements found at 24 CFR Part 576 including, measures to evaluate the effectiveness of the program and measures to assess how well the program serves the

targeted population. Sub-recipients receiving funding from the County are evaluated based on written standards and guidelines. This includes reductions in the number of homeless persons living on the streets and in shelters, the number of persons who do not re-enter the shelter or supportive housing system within one year, and the number of persons exiting with permanent housing.

Performance standards for evaluating ESG activities were developed in consultation with the CoC, providers, and other organizations. The HMIS system is used to track, evaluate, and report ESG funded activities.

The County primarily utilized ESG funds to provide services to end homelessness. A small amount of CDBG funding, \$75,702, was used as leveraging to fund seven (7) non-profit organizations that provide direct services to homeless and those at-risk of becoming homeless.

CR-30 - Public Housing 91.220(h); 91.320(j)

Actions taken to address the needs of public housing

HACR annually plans modernization and rehabilitation activities through its Capital Fund program. The Capital Fund program is responsible for maintaining and modernizing the Housing Authority's existing public housing buildings and grounds.

During the 2015/2106 fiscal year, the following projects were started and/or completed:

- Replacement and installation of energy efficient HVAC units, air supply ducts, high efficiency on-demand tank-less water heaters, energy efficient windows and doors, and increased attic insulation in 12 units at Beaumont Grove Apartments. In addition, a single vehicle garage was demolished for the installment of a 600 square foot maintenance storage building to service multiple public housing sites.
- Increased attic insulation in 22 units at Broadway Manor Apartments and 16 units at Fairview Lakes Apartments.

In addition to this modernization and rehabilitation work, the Housing Authority was approved by HUD for the Rental Assistance Demonstration (RAD) project that will allow the agency to convert all or a portion of its public housing stock to long-term project based Section 8 contracts. This conversion will allow the Housing Authority to leverage Federal appropriations with other private and public capital to finance much needed rehabilitation and preserve these assets as affordable housing. Residents will gain the choice to move with tenant-based rental assistance within a reasonable time after conversion.

Actions taken to encourage public housing residents to become more involved in management and participate in homeownership

In order to encourage and improve communication between PHA staff and residents, the following was implemented:

- Staff conducted "knock and talks" with residents when performing site visits. Asked the

residents if they had any concerns to be addressed.

- Resident meetings were held on the sites for outreach purposes and to encourage community involvement.
- Resident Concern Forms were available in respective manager's offices and at the Housing Authority. One is given to residents at their annual inspection and at their initial leasing appointment.
- Customer Service Surveys were available to residents at Housing Authority office appointments.

HACR operates on the premise that affordable housing is not the end goal for a family but a stepping stone to reach full sufficiency to market rate housing. The ultimate goal is for the agency's families to successfully graduate to homeownership. To actively engage residents in this goal the agency has taken the following actions:

1. Regular engagement of residents via onsite managers and through specialized self-sufficiency coaches funded through HUD's Resident Opportunity and Self-Sufficiency (ROSS) program.
2. Providing outreach and information to all Public Housing residents on community homeownership initiatives and credit counseling agencies.
3. Working collaboratively with our local Habitat for Humanity to provide public housing residents with targeted homeownership opportunities.
4. The County's First Time Home Buyer (FTHB) program and Mortgage Credit Certificate (MCC) program are available to assist in homeownership.

The implementation of grant funded ROSS programs (noted above) at strategic public housing sites to provide one-on-one coaching to families with the goal of increasing the household's income and assisting the household with attaining homeownership within a three-year period.

Actions taken to provide assistance to troubled PHAs:

HACR has been recognized by HUD as a "High" performer for the last 13 years through the Section Eight Management Assessment Program (SEMAP).

According to HUD, there are approximately 3,300 public housing agencies (PHAs) in the United States. SEMAP is used to remotely measure performance and administration of the housing choice voucher program. SEMAP was designed to improve program performance and helps HUD to target monitoring and assistance to PHA programs that need the most improvement. SEMAP measures 14 key areas of performance to show whether PHAs help eligible families to afford decent rental units at a reasonable subsidy cost as intended by Federal housing legislation.

The 14 key indicators of PHA performance are:

1. Proper selection of applicants from the housing choice voucher waiting list
2. Sound determination of reasonable rent for each unit leased
3. Establishment of payment standards within the required range of the HUD fair market rent

4. Accurate verification of family income
5. Timely annual reexaminations of family income
6. Correct calculation of the tenant share of the rent and the housing assistance payment
7. Maintenance of a current schedule of allowances for tenant utility costs
8. Ensure units comply with the housing quality standards before families enter into leases and PHAs enter into housing assistance contracts
9. Timely annual housing quality inspections
10. Performing of quality control inspections to ensure housing quality
11. Ensure that landlords and tenants promptly correct housing quality deficiencies
12. Ensure that all available housing choice vouchers are used
13. Expand housing choice outside areas of poverty or minority concentration
14. Enroll families in the family self-sufficiency (FSS) program as required and help FSS families achieve increases in employment income.

HUD will annually assign each PHA a rating on each of the 14 indicators and an overall performance rating of high, standard, or troubled. If a PHA does not perform adequately on any of the 14 indicators or is assigned an overall performance rating of troubled, these cases require corrective action. HUD will conduct on-site reviews of PHAs rated troubled to assess the magnitude and seriousness of the problems. The PHA must implement a thorough corrective action plan that HUD will monitor, to ensure improvement in program management.

In FY 2014-15, HACR scored 97 points out of 100 to achieve a “High” performer designation. The HACR is currently awaiting for HUD to issue the score for FY 2015-16 and anticipates receiving a score of at least 90 since the HACR has consistently scored above 90 points for the past 12 years.

CR-35 - Other Actions 91.220(j)-(k); 91.320(i)-(j)

Actions taken to remove or ameliorate the negative effects of public policies that serve as barriers to affordable housing such as land use controls, tax policies affecting land, zoning ordinances, building codes, fees and charges, growth limitations, and policies affecting the return on residential investment. 91.220 (j); 91.320 (i)

The dissolution of redevelopment agencies fundamentally altered affordable housing finance in California. Redevelopment funds provided a fairly predictable source of funds for affordable housing development. HACR housing developers are now left with access to the County’s CDBG and HOME funding. Affordable housing developers must become even more strategic in negotiating a successful critical path in their efforts to increase the supply of affordable housing.

The County uses a multi-faceted strategy to address barriers to affordable housing. Limited resources dictate that strategies be focused on the most effective tools possible. A major focus involves the use of both financial and processing assistance to maximize as many housing units as possible. This approach allows the County to quantify affordable housing production and make adjustments to development strategies as necessary.

The County assistance includes implementation of the following programs:

Project Ombudsman: This program involves the designation of a staff liaison or Ombudsman to work with affordable housing developers and their representatives.

Gap Financing: Gap financing offers financial assistance in the form of grants; or below market-interest rate loans; and other favorable repayment terms.

Fee Subsidies: Under certain circumstances, the County will subsidize the payment of development fees.

Waivers of Development Mitigation Fees: Under County Ordinance Number 659 fee waivers can be granted for publicly subsidized affordable housing projects.

Public Opposition as a Barrier to Affordable Housing: The County will continue to educate the public about the social and economic benefits of affordable housing.

Fair Housing as a Barrier to Affordable Housing: The County will continue to affirmatively further fair housing county-wide.

Tax Policies: The County keeps property taxes at a minimum and does not have a residential or business utility tax.

Fast Track and Priority Processing: The intent of this program is to expedite the construction of affordable housing projects through all phases of the approval process.

Additionally the County's Transportation and Land Management Agency (TLMA) and the HACR are coordinating the preparation of the Housing Element, with comprehensive housing policies, goals, and programs. The Housing Element includes an analysis of existing and projected housing needs; an analysis of potential governmental constraints; residential land inventory; housing policies; programs; and quantified objectives to address housing needs.

Actions taken to address obstacles to meeting underserved needs. 91.220(k); 91.320(j)

One of the most important steps in addressing obstacles to community development is identification and evaluation. In Riverside County, obstacles for CPD-funded activities include language and culture, location and geography, limited resources, and program restrictions and regulations. Unfortunately, these barriers and challenges hinder the development and implementation of important programs intended to serve those most in need.

As in most jurisdictions, the largest obstacle to meeting underserved needs is funding. While Federal funding through CDBG and HOME has decreased over recent years, development and service provision costs have been increasing causing a larger gap between funding and need. To address this obstacle, the County strongly encourages its own agencies as well as cooperating cities and other sub-recipients to seek other resources, collaborate and build new partnerships, and to leverage additional funding whenever possible from local, State, Federal, and private sources. The County urges CPD-funded

programs and services to be flexible, while at the same time to be as efficient and effective as possible to achieve expected performance outcomes.

Riverside County is geographically very large: Many of the targeted lower-income communities are located in remote rural areas, suburban fringe areas, and within large urban settings. An effective tool used by the County is the community-based forum. These include the Community Councils and Municipal Advisory Councils. These non-elected public bodies provide ideal forums for residents and other stakeholders to express their concerns and assess community development needs. Also, the County and other organizations have the opportunity to directly discuss programs, plans, and projects during these meetings.

The County encourages the participation of all its citizens, including minorities and non-English speaking persons, as well as persons with disabilities. To provide additional assistance, the County and nearly all CPD sub-recipients have bilingual staff sensitive to cultural traditions, issues, and values. The County makes every effort to ensure that Limited English Proficient (LEP) persons have meaningful access to federally funded programs and services as is required under Title VI of the Civil Rights Act of 1964. In areas where the County has determined that there is a substantial non-English speaking population within its jurisdiction, public notices, including notifications of funding cycles and Citizen Participation meetings, are published in English and in the appropriate language(s). Additionally, it is the policy of Riverside County that there shall be no discrimination against persons because of race, religion, age, creed, color, sex, disability, sexual orientation, national origin, marital status, veteran's status or political belief or affiliation, and that equal opportunity and access to facilities shall be available to all. The County is committed to providing equal access in its programs, services, and activities for all persons, including persons with disabilities.

Finally, County staff responded to increased programmatic and administrative demands by creating greater internal efficiencies and realigning program and service delivery internally and within its provider network. Staff worked collaboratively with County officials, as well as with other County departments to identify projects that met Federal community development program eligibility and timely draw down requirements. Staff continues to fine-tune this approach to help ensure projects are ready to go and project funds are spent quickly and effectively.

Actions taken to reduce lead-based paint hazards. 91.220(k); 91.320(j)

Riverside County continues to implement various lead-based paint programs through the Department of Environmental Health (DEH), Office of Industrial Hygiene (OIH). The OIH oversees the following lead-based programs:

Childhood Lead Poisoning Prevention Program:

The Riverside County Departments of Environmental Health (DEH) and Public Health (PH) work in conjunction to test and identify children who have been exposed to lead. A total of 12 households were assisted through this program, resulting in 17 environmental investigations, during fiscal year 2015.

Lead Hazard Reduction Compliance and Enforcement Program:

State law, as implemented by Senate Bill 460, grants authority to local health departments to require the enforcement and prosecution of persons who refuse to abate lead hazards in housing occupied by low-income families with children. The Lead Hazard Control Program is funded under this grant and implements SB 460 which allowed changes to State health and housing laws to make creating lead hazards a crime. No lead-based paint complaints were investigated by the DEH during fiscal year 2015.

The County of Riverside will continue to actively operate, subject to the availability of funding lead reduction programs as well as out-reach and educational programs.

Actions taken to reduce the number of poverty-level families. 91.220(k); 91.320(j)

The County continues its efforts to promote HUD Section 3 contracting and hiring for both the CDBG and HOME programs. The County requires all contractors with either CDBG or HOME-funded construction contracts of \$100,000 or more to comply with Section 3 requirements (24 CFR Part 135) - directing their hiring efforts to include low-income residents and Section 3 businesses. For 2015/2016, there were no reported Section 3 hiring's or subcontracting for the HOME program. For 2015-2016, there was one (1) Section 3 hiring or subcontracting and three (3) Section 3 businesses reported for the CDBG program.

The County recognizes the long-term benefits of investing in economic development. Job creation, microenterprise assistance, business finance assistance, and technical assistance to businesses are all classified as economic development. The County funds and supports activities that create and retain jobs and have a direct community and financial impact. Activities undertaken in program year 2015-2016 utilized funds in an effort to reduce persons in poverty and improve the quality of life and economic stability for residents; either directly or indirectly.

Economic Development for Riverside County is a collaborative partnership between EDA, its 28 cities, and several regional Economic Development Corporations for the purposes of implementing business attraction and retention programs. The partnership is called Team Riverside County (TRC). Collaboration and leveraging financial and human resources are the cornerstone principles guiding the program. TRC's main objectives are to promote Riverside County's business opportunities to national and international markets, develop effective networks within industry sectors, and lead generation.

Successful project highlights for 2015-16 include:

- Over 30 active projects in process with more than 3,300 jobs and \$600 million in capital investment
- Selection of Riverside for the California Air Resources Board Southern California Laboratory and Testing Facility Consolidation Project
- Team Riverside County won two Awards of Merit for the newly-opened Riverside County Business Center and East Valley Coalition economic development partnership.
- Ascena Retail Group, a large scale clothing retailer which is relocating their distribution center to Riverside, bringing with them 300 jobs

- Project Falcon, a shoe logistics company, selected Beaumont as the location for their new facility bringing 304 jobs and \$30 million in capital investment.
- Genesis Supreme RV purchased a manufacturing facility in Mead Valley which will result in 160 jobs locating at the facility.
- Facilitated 2million in Recycling Market Development Zone financing for the expansion of CarbonLITE Industries in Riverside County.

Business Financing

The Economic Development Agency can help facilitate financing for businesses through a variety of programs including:

- Small Business Administration Loans
- Industrial Development Bond Financing for Manufacturers
- EB-5 Foreign Direct Investment
- Venture Capital
- Recycling Market Development Zone Loans

Fast Track

As part of its ongoing effort to become the most business-friendly county in the state, the County of Riverside instituted a strike force of development-related departments to begin a process improvement program designed to assist businesses engaged in the County's land use and permitting processes. The effort has already yielded results with America's Tire Company completing its development review process in 79 days and completion of construction on schedule.

In fiscal year 2015-16, EDA launched 10 new industrial and commercial Fast Track projects delivering the following economic impacts:

- 1,264 full-time permanent jobs
- \$179,850,000 million capital investment
- \$149,000,000 taxable sales

Riverside County Business Center Grand Opening

The Riverside County Business Center is designed to provide a physical space for EDA's business attraction efforts and to facilitate real time business concierge services for the business community and regional stakeholders.

The Center hosts business assistance seminars including the TriTech Small Business Development Center's Entrepreneur's Boot camp which was a six-week series on how to start a business. The Center is also used by technology meet-up groups who need an after-hours location for their meetings. The Business Center has hosted over 386 customers including business owners, foreign delegations, and high-tech entrepreneurs.

Tradeshows and Special Events

The Economic Development Agency promoted Riverside County to more than 75,000 business decision makers at the following key venues:

- Select USA International Investment Conference, Washington D.C.
- Medical Design & Manufacturing in Anaheim, California
- International Council of Shopping Centers in Las Vegas, Nevada and San Diego, California
- Meet the Consultants Forum in Sacramento, California
- Inland Empire Manufacturing Summit, Ontario, California

California Competes Tax Incentive Promotion

During this fiscal year, the State of California implemented the California Competes Tax Credit which offers an income tax credit for companies that are growing and expanding in California. The Economic Development division has actively promoted the tax credit to the business community which thus far has resulted in thirteen companies receiving \$3.1 million in tax credits. Those companies will create 198 jobs and invest over \$53 million in Riverside County.

Business Seminar Series

Assisting business access the myriad services available to them is a key principle of the division's goals and objectives. Economic Development continued its business seminar series by partnering with the TriTech Small Business Development Center, Inland Empire Small Business Development Center, the City of Jurupa Valley, and the Coachella Valley Women's Business Center to deliver topical seminars on topics such as:

- How to Start a Business
- Small Business Financing
- Quickbooks for Small Businesses

Seminars were held in Riverside, Indio, and Jurupa Valley attracted over 75 business owners who learned about important resources and tools that help businesses. Upcoming seminars will focus on the California Competes Tax Credit and various business assistance programs and services.

CONTINUED IN APPENDIX: CR-35 - Other Actions

Actions taken to reduce the number of poverty-level families.

Actions taken to develop institutional structure. 91.220(k); 91.320(j)

The formation of sustainable partnerships and collaboration is essential to maintain a strong institutional structure for meeting affordable housing, community, social and economic development needs of low- and moderate-income persons throughout the County. The institutional structure is comprised of various government agencies, participating cities, nonprofit organizations, and other private and public establishments. The relationships and interaction of these organizations as they deliver programs and undertake activities is known as the County's housing and community

development delivery system. The County will make every effort to improve institutional structure by continuing to build and improve relationships with local service providers, work with the other local jurisdiction in order to increase collaboration and make processes more efficient and standardized, and continue to assist the homeless and those at risk of becoming homeless by supporting non-profits that offer solutions and services to the homeless. The County's Economic Development Agency is responsible for the administration of the Community Planning and Development programs. Staff is specifically responsible for the administration, implementation, and compliance of programs funded with these sources.

The County maintains active partnerships with many other agencies and organizations which is an integral part of the institutional structure and success of the CPD funded projects and programs.

Riverside County Economic Development Agency (EDA)

EDA serves as the lead agency in coordinating and monitoring the use of Federal funds and is responsible for the administration of all HUD CPD programs for Riverside County. CPD funds are allocated within the five Supervisorial Districts, fourteen Cooperating Cities, and one Metropolitan City. Individual staff members have been assigned to work in each of these areas and participate in a variety of activities at the local level.

The Housing Authority of the County of Riverside (HACR)

HACR is empowered under the State Housing Authority Laws to provide safe and sanitary housing for low-income persons. HACR provides the following programs: Section 8 Rent Subsidy Program (9,062 vouchers), Public Housing Program (464 units), a Family Self-Sufficiency (FSS) program (Section 8 participants), Housing Opportunities for Persons With Aids (HOPWA), the Shelter Plus Care program in partnership with Mental Health Department, and also works with the Child Protective Services Division of the Department of Public Services assisting families with children. In addition, the Housing Authority of the County of Riverside (HACR) was designated as the Successor Agency of the redevelopment housing functions. As of February 1, 2012, all RDA housing projects and activities were transferred to HACR.

Community Development Housing Organizations (CHDO)

The County is required to allocate a minimum of 15% of its HOME funds for use by certified Community Housing Development Organizations (CHDOs) for new construction, acquisition, and/or rehabilitation of affordable rental housing. CHDOs are required to recertify with the County annually to be eligible to apply for HOME funds. To recertify, CHDOs must meet the guidelines defined in Section 92.2 of the HOME final rule, 24 CFR part 92.

In allocating CHDO funds, the County requires CHDOs to direct their activities towards low- and moderate-income households. These activities include providing affordable housing for low-income

households and appropriate housing for elderly and disabled households. The County is in compliance and anticipates exceeding the 15% threshold.

The Coachella Valley Housing Coalition, Riverside Housing Development Corporation, and Mercy House CHDO, Inc., are currently certified as CHDOs by the County. The County obligated \$271,393 in CHDO set-aside funds for FY2015/2016. A total of \$603,250 was expended for CHDO funded projects during FY 2015/2016.

The Department of Public Social Services (DPSS)

DPSS is comprised of employees who work collectively and in partnership with community-based organizations to serve the needs of the community. DPSS interacts with people on many levels, thereby impacting their daily lives through child care, education, employment, training, health and human services, homelessness, and housing. The department also serves as the lead agency and grantee for the Riverside County Continuum of Care (CoC) Program.

The DPSS homeless program unit is also the HUD grantee responsible for administering a Homeless Management Information System (HMIS) for the County of Riverside CoC and the HMIS lead organization. DPSS has the responsibility to establish, support, and manage the HMIS in a manner that meets HUD's standards for data quality, privacy, security, and other requirements for organizations participating in HMIS.

Riverside County Continuum of Care (CoC)

The CoC is a network of private and public sector homeless service providers, designed to promote community-wide planning and to improve coordination and integration with mainstream resources and other community programs for people who are experiencing or at-risk of becoming homeless. The goal is to improve and expand the collection of data countywide, develop performance measurements, and allow for communities to collaborate and to tailor their own program to the particular strengths and challenges within the community.

The present day CoC Program resulted from the Homeless Emergency Assistance and Rapid Transition to Housing Act of 2009 (HEARTH), which consolidated the three separate McKinney-Vento homeless assistance programs (Supportive Housing Program, Shelter Plus Care Program, and Section 8 moderate Rehabilitation SRO Program) into a single grant program. The CoC is designed to organize and deliver housing and services to meet the specific needs of people who are homeless as they move to stable housing and maximum self-sufficiency.

EDA consulted with the County CoC in servicing the needs of the homeless during the 2015-2016 program year. This joint effort has worked successfully in the past and EDA pledges its continuing support of the endeavor.

Neighborhood Enhancement Unit (NEU)/Home Enhancement Program (HEP)

This Home Enhancement Unit (NEU) works with county-wide community leaders, government agencies, and youth organizations to provide *Special Neighborhood Clean-Up Campaigns*. Through the Clean Neighborhoods, Youth Force, and Home Enhancement programs, the NEU staff is able to clean up residential, vacant lots, and public properties that become a target for illegal dumping or excessive outside storage. With an agreement to maintain their property free of code violations, property owners are provided with the cleanup services through collaboration with local haulers and grant funds. The Youth Force program allows Non-profit Youth organizations to raise funds, while educating youth about the consequences of illegal dumping, by participating in the cleanup events.

CDBG funds were used to complete activities and events in all five supervisorial districts. As a result, the Clean Neighborhoods program resulted in the successful completion of eighty-nine (89) residential clean ups; one hundred nineteen (119) containers provided, and a total of three hundred sixty-eight (368) tons of waste and rubbish collected. Moreover, the Youth Force program coordinated twenty-three (23) organizations to participate in twelve (12) illegally-dumped waste cleanup events, with a total of eighty-four (84) tons of waste and eight (8) tons of illegally dumped tires being removed from public spaces.

CONTINUED IN APPENDIX: CR-35 - Other Actions Actions taken to Develop Institutional Structure

Actions taken to enhance coordination between public and private housing and social service agencies. 91.220(k); 91.320(j):

Coordination efforts have been instrumental in meeting the wide-range of community development needs in the County. The County has taken the initiative to develop more opportunities and continues to encourage and support the formation of these joint efforts for projects and activities that will create viable, self-sufficient communities; decent, affordable housing; a suitable living environment; and expanded economic development opportunities for low-income persons.

The County strives to increase affordable housing collaborative efforts with public and private sector entities, numerous advisory agencies, Community Housing Development Organizations (“CHDOs”), lending institutions, as well as other service providers including Catholic Charities, Office on Aging, and Code Enforcement. Efforts to increase the participation of the CDBG, HOME, Low-income Tax Credit, Federal, State and other local housing program sources will be directed at:

- Strengthening the housing service delivery system by working more closely with the Housing Authority and by collaborating with non-profit organizations;
- Integrating community development block grant housing programs;
- Increasing the involvement of the Community Council, Housing Review Committee, and the Municipal Advisory Council (MAC); and
- Working more closely with identified Community Housing Development Organizations (“CHDOs”) as well as local city governments.

The County continues to expand its relationships with a variety of groups and agencies in an effort to better meet the needs of the community. Addressing the community, social, and economic development needs of low- and moderate- income people throughout Riverside County is a comprehensive and daunting undertaking. No one agency or organization alone can successfully accomplish the task. The formation of sustainable partnerships and collaboration is essential. These efforts bring more than just leveraged financial resources to a project; they provide additional experience, knowledge, information, facilities, strategies, and other valuable resources.

Identify actions taken to overcome the effects of any impediments identified in the jurisdictions analysis of impediments to fair housing choice. 91.520(a):

The County completed a Fair Housing Impediments Study in March 2014. An audit analysis, conducted by the Fair Housing Council of Riverside County (FHCRC), suggesting that housing discrimination persists county-wide, in subtle and not so subtle forms, particularly in the categories of disability and race, and in the mortgage lending industry. The following issues were identified as current impediments to fair housing county-wide. Some of the recommended strategies may support already existing or proposed programs within Riverside County. These suggestions are still included to emphasize their importance.

1. Lack of Affordable Housing
2. Lack of Available Housing
3. Marketing and Viewing of Available Units
4. Rental Housing Qualification Criteria
5. Predatory Lending and Steering
6. Predatory Lending Practices

AI Recommendations and Actions Undertaken in Program Year 2015/2016

The implementation of the following recommendations, as identified in the 2014 Fair Housing Impediment Study, helped ensure access to fair housing during the 2015/2016 FY:

Impediment 1: Lack of Affordable Housing

Recommendations:

- Alleviate governmental constraints which add to the cost of housing and developer costs.
- Reduce the cost of housing to the consumer, be it rental or single-family homes, through the elimination of unnecessary governmental actions, policies, and regulations.
- Increase the number of Agency-funded affordable single and multifamily housing projects.

Impediment 2: Lack of Available Housing

Recommendation:

- Increase the number of Agency-funded affordable single and multifamily housing projects.

Impediment 3: Marketing and Viewing of Available Units

Recommendation:

- Rental property owners, managers, and realtors should be encouraged to provide written documentation to all applicants which include the listings of all available housing, standard

information on the terms and conditions of the application process, posting Fair Housing informational signs, and providing Fair Housing literature.

Impediment 4: Rental Housing Qualification Criteria

Recommendation:

- Encourage rental property owners, managers, and realtors to provide written documentation to all applicants including the listings of all available housing, standard information on the terms and conditions of the application process, such as income qualifications, down payments, and other fees and expenses, posting Fair Housing informational signs, and providing Fair Housing literature.

Impediment 5: Predatory Lending and Steering

Recommendation:

- Continue to provide homebuyer education, credit counseling, fair housing counseling, and awareness training to the first-time home buyers and homeowners, particularly low-income and very low-income applicants.

Impediment 6: Predatory Lending Practices

Recommendations:

- Contract with the Fair Housing Council of Riverside County, Inc., to conduct audit testing.
- Continue to develop, expand, and provide more education and outreach to housing providers, community organizations, and the general public regarding housing discrimination, fair housing laws, and services provided by the Fair Housing Council.
- Continue homebuyer education programs and ongoing education for participants in the first-time homebuyer program provided by the Fair Housing Council.

Affirmatively Furthering Fair Housing

- Housing impediments are considered to be substantial barriers to fair housing choices for the affected individual/families due to the fact that impediments potentially prevent access to housing, a basic and vital need. Impediments are known to produce multiple effects on a family's social structure, enforce negativity, attack the quality of education, exacerbate health and safety problems through overcrowding, and stifle economic growth within communities.
- In the past, impediments were primarily seen as race, color, national origin, religion, sex, familial status (presence of children), disabilities, age, marital status, and social economics. Today, the Fair Housing Council of Riverside County, Inc. (FHCRC) continues to see evidence of the impediment that has been created due to substandard lending practices within the housing/lending industry. With the impact of this county's high foreclosure rate, the FHCRC anticipated the increased need for affordable rental housing. In addition, with the increase of low-income individuals being evicted from their apartments due job loss, there may also be an increase in homelessness.
- During FY 2015/2016, FHCRC continued to reduce housing injustice through intensified education and outreach activities resulting in an enhanced awareness of fair housing laws and

outreach activities. The foreclosure problem for many throughout the County caused a significant increase in calls for service.

Although the housing crisis remains prevalent and cumbersome, FHCRC's First-Time Home Buyers Program has grown immensely; as a result of individuals receiving education through the First Time Home Buyers Workshops the future of homeownership in the County of Riverside will undoubtedly improve.

CR-40 - Monitoring 91.220 and 91.230

Describe the standards and procedures used to monitor activities carried out in furtherance of the plan and used to ensure long-term compliance with requirements of the programs involved, including minority business outreach and the comprehensive planning requirements

In accordance with HUD CPD program regulations, the County, as the Grantee, continually monitors all grant and sub-grant supported activities. Monitoring Policies were developed and adopted in April, 2006, through Administrative Program Notice 2006.01, to ensure compliance with 24 CFR 570.502 (CDBG) and 24 CFR 576.500 (ESG). The County has identified two separate yet related components of effective CPD Program monitoring: internal (EDA) and external (Sub-recipients). Internal monitoring encompasses the actions, procedures, and performance of EDA staff - primarily the CSD staff assigned to CDBG and ESG. External or Sub-recipient monitoring is directed at those organizations or entities receiving CDBG or ESG funding. These include the cooperating cities and their sub-recipients, Sponsors (non-profits), and County Agencies. Monitoring can take a number of forms and can include telephone consultation, review of progress reports, performance measures, and on-site assessments.

The County acknowledges the importance and necessity of their own proficiency and internal monitoring of day-to-day activities associated with the administration of the CDP programs. This is best accomplished through trainings, policies and procedures, and internal auditing. The responsibility for monitoring subrecipient activities for compliance, financial management, and to track program activity is assigned to the Program Managers and the CDBG Program Administrator is responsible for oversight of the Program Managers' monitoring tasks.

To ensure that the subrecipients achieve their performance objectives, effective monitoring involves planning, implementation, and follow-up to assure compliance with applicable regulations governing the subrecipients' administrative, financial, and programmatic activities. The monitoring process of the CPD-funded programs consists of three levels of activities; desk, on-site, and performance/compliance monitoring. At the beginning of the CDBG/ESG program year, Program Managers complete a Project (Subrecipient) Risk Assessment for each activity to determine the appropriate level of monitoring actions necessary. Based on the risk level, not all monitoring actions are conducted with the same comprehensiveness, detail, or thoroughness.

Remote monitoring of projects and subrecipients takes place on an on-going basis with the submission of reimbursement requests including required supporting documentation. All reimbursement requests

and documentation are reviewed by staff for accuracy, completeness, and compliance with program guidelines. Staff examines progress reports and financial information submitted in order to ensure work is being carried out as described in the application and agreement, to conduct risk assessments, ensure production, accountability, and to evaluate each agency's organizational and project performance. Staff also performs frequent reviews of expenditures during the PY and may recommend OYAP amendments to facilitate timely expenditures. For OYAP substantial amendments, the Board of Supervisors approves the defunding of slow-moving activities and the reallocation of funds to other activities of priority that can utilize the funds expeditiously.

Staff typically conducts on-site monitoring for all moderate and high-risk subrecipients. The on-site monitoring inspects for key project components including an evaluation of the subrecipient's compliance with HUD program regulations by reviewing the program source documentation as it relates to the national objectives, a review of financial records, documentation, and client files, a tour of the facility or program when applicable, a review of subrecipient's program and financial policies/procedures, and a review of the annual single audit required of those subrecipients. A site visit/monitoring sheet is kept in each project file. If a recipient is found in violation, a written notification of findings is sent and a follow-up monitoring visit(s) is conducted, if necessary.

On large construction projects, program staff monitor minority business outreach, Davis-Bacon, Section 3 requirements, and the collection of project data. The Riverside County Board of Supervisors adopted an Affirmative Action Policy Statement to ensure compliance with Section 3. For projects subject to Davis-Bacon Labor Standards, in-house desk reviews and on-site interviews are performed to ensure wage compliance of all contractors. All projects are inspected during construction to ensure that all work is in compliance with the originally proposed scope.

The four basic goals for oversight and monitoring of the progress and performance of ESG grantees/recipients include:

- Ensure that ESG funds are used effectively to assist homeless individuals and families and that the basic ESG program goals are met;
- Ensure compliance with ESG regulations and program requirements in the usage of funds and in carrying out program activities;
- Ensure complete and accurate client demographics are entered in HMIS; and
- Enhance and develop the management capacity of grantees or recipients.

HOME Project Monitoring:

Each agreement for the use of HOME funds for an affordable housing project is approved by the Riverside County Board of Supervisors and is governed by the HOME agreement which sets forth the guidelines for each project. The majority of HOME agreements require the delivery of HOME project compliance reports on an annual basis. These reports are reviewed on a semi-annual basis for compliance using the HOME agreement requirements and HOME regulations. In addition to the review

of annual compliance reports, compliance staff also conducts yearly site visits. The level of a site visit is based upon program requirements, regulatory agreements, and the use of a risk assessment tool. Staff also facilitates annual Monitoring Technical Assistance Workshops, which are geared towards property owners and property management company personnel to address monitoring requirements and Compliance concerns.

Citizen Participation Plan 91.105(d); 91.115(d)

Describe the efforts to provide citizens with reasonable notice and an opportunity to comment on performance reports.

The County's adopted Citizen Participation Plan (CPP) outlines and sets the minimum requirements for the development of the CAPER, criteria for amendments, public comments, provision of public hearings, meetings, publishing of the document and its availability to the public, access to records, provision of technical assistance, procedures to handle complaints, and the monitoring and evaluation responsibilities. The County strongly supports and encourages participation, input, cooperation, and feedback in the administration of its CPD-funded programs and the development of the CAPER. The CP process is explicitly designed to accommodate and encourage participation by low- and moderate-income residents, residents of low- and moderate-income neighborhoods, minority groups, persons with limited English skills, and persons with disabilities. Bilingual interpretation and accommodation services and assistance for those with disabilities are provided upon request.

It was determined that the most appropriate and effective methods to obtain input from residents, service providers, and other interested persons concerning community development needs, issues, and opportunities was through the County's ongoing participation in community-based taskforces, committees, internet outreach, Community-based meetings, public notices, public hearings, consultation feedback requests, memorandum of participation, and through the Urban County Participating Cities. Persons unable to participate in any aspect of the CP process were invited to provide input and/or submit comments to the County.

Prior to the CAPER submission, the County published a public notice in English and Spanish in a newspaper of general distribution advising residents of the availability of the CAPER for public review and comment. The CAPER is placed in the front offices of the Economic Development Agency in Riverside and Indio and on the Department's website, www.rivcoeda.org, for the required 15 days beginning September 12, 2016, prior to submission to HUD. Interested persons could submit written, oral, or electronically sent comments until 5:00 PM on September 27, 2016. All residents are given reasonable access to information and records regarding the CAPER. EDA policy is that program records maintained on file, requiring research and compilation will be provided within a reasonable time period upon receipt of a written request, which specifically states the information desired. Copies of the final CAPER are available upon request, made in person or by mail. The CAPER is also available in printable format on the web site referenced above.

There were no comments received regarding the 2015-2016 CAPER during the 15 day comment period. A copy of the public notice concerning the CAPER is available in the Appendix. Pursuant to 24 CFR 91.105(e), a public hearing will be held in December, 2016, as part of the regular Board of Supervisor meeting to obtain the views and comments of residents, service providers, local governments, and other interested parties regarding the performance of the County's HUD/CPD-funded programs (Community Development Block Grant (CDBG), Home Investment Partnership Act (HOME); and the Emergency Solutions Grant (ESG) as related to the 2015-2016 Consolidated Annual Performance and Evaluation Report(CAPER). As previously noted, there were no written comments submitted to EDA to be included with 2015-2016 CDBG, HOME, and ESG activity accomplishments, to be presented at the public hearing.

The public was notified that for all steps and/or actions related to the CAPER and Citizen Participation process accommodations under the Americans with Disabilities act are available upon request.

CR-45 - CDBG 91.520(c)

Specify the nature of, and reasons for, any changes in the jurisdiction's program objectives and indications of how the jurisdiction would change its programs as a result of its experiences.

The CAPER is prepared annually to capture progress toward meeting identified needs and achieving goals. The County has been successful in implementing its public improvement and community service projects and programs as well as meeting the established objectives and foresees continued progress through the 2014-2019 Consolidated Plan and One-Year Action Plans. Key data related to each of the goals and outcomes are summarized in section CR-05. These accomplishment tables are generated to measure outputs and outcomes for CDBG, HOME, and ESG. HUD implemented this ongoing performance process to assess efficiency, cost effectiveness, and the impact of projects and programs in County neighborhoods. Monitoring performance measures help identify and address operational concerns, resource allocation issues, and policy questions in a timelier manner.

The County strongly supports and encourages community-wide participation, input, cooperation, and feedback from all residents of the County in the administration of its CPD-funded programs. The County continues its commitment to meeting priority goals and objectives outlined in the 2014-2019 Five Year Consolidated Plan and One-Year Action Plans. The County has not made any major changes to the objectives of its CDBG program over the last year. The program continues to focus on public services, public facilities improvements, housing rehab, economic development, code enforcement, and other capital infrastructure projects. The only changes that do become necessary are, at times, when funding is not moving quickly, and alternate projects or programs may be recommended. The County's Citizen Participation Plan allows for such changes through substantial, minor, and technical amendments. Substantial amendments require approval by the County Board of Supervisors through a public notice and public hearing. All amendments require HUD approval.

CR-45 - CDBG 91.520(c) CONTINUED in Appendix

Does this Jurisdiction have any open Brownfields Economic Development Initiative (BEDI) grants?

No

[BEDI grantees] Describe accomplishments and program outcomes during the last year.

N/A

CR-50 - HOME 91.520(d)

Include the results of on-site inspections of affordable rental housing assisted under the program to determine compliance with housing codes and other applicable regulations

Please list those projects that should have been inspected on-site this program year based upon the schedule in §92.504(d). Indicate which of these were inspected and a summary of issues that were detected during the inspection. For those that were not inspected, please indicate the reason and how you will remedy the situation:

A total of 3 onsite inspections were conducted on 3 newly completed HOME-assisted properties for FY 2015-2106, and no issues were identified during the inspections. The County will continue maintaining affordable HOME-assisted multi-family units in compliance with HOME regulations. During the program year several new projects were at different stages of development, the process includes; building, zoning, land-use, engineering, environmental and obtaining permits. The 43 HOME completed multi-family projects and 2 multi-family projects under development in the County's inventory satisfies the needs of large families, farm worker families, visually and mentally impaired, mobility impaired, and seniors, to ensure affordability for the extremely low, and very low income households.

Lack of On-Site Inspection

It is recognized because of staffing and time limitations, it was not possible to make on-site inspection of all HOME-assisted projects. Detailed explanations and observations during onsite inspections of HOME projects include review of the following: file management, verification of source documentation, calculation of rent and utilities, rent roll, household leases, and results of a field inspection and common areas to ensure accuracy.

Frequency of On-site Inspections

The frequency of on-site inspections of HOME projects are based on a monitoring schedule and frequency found in Section 92.504(d)(1) according to the project size; 1-4 units every 3 years, 5-25 units every two years and 26 units and over annually. The total number of restricted units ranged from 5 to 108 HOME-assisted units for all HOME projects; or a total of 844 HOME-assisted restricted units available for cursory and full inspections. A total of 3 full onsite inspections were conducted FY15/16 in which 47 HOME-assisted units received full inspections. A total of 39 HOME-assisted projects received cursory desk reviews FY15/16. As mentioned, desk reviews are conducted for 100% of all projects twice a year and reported on Semi-Annual Compliance Reports months ending 9/30 and 3/31, respectively.

Cursory inspections are the same as full inspections, except the latter includes HQS review of restricted units.

Along with monitoring existing properties, inspections for new construction provision are conducted prior to approval of progress payments during construction thru to final inspections in compliance with HOME-assisted property standards.

A systematic on-site inspection of HOME projects allows the agency to evaluate the performance of the project including advertising in the local newspaper, specialized advertising to reach minority groups and non-profits, following HUD's Affirmative Fair Housing Marketing (AFHM) Plans. Evidence for capital improvements, and any deferred maintenance repairs, replacement reserve and operating reserve accounts were provided.

It is a first-hand account of the observation onsite meeting with authorized representatives of the property management company including; Community Manager, Regional Manager, Maintenance Staff, and bi-lingual staff members. During the meeting, the rent roll is reviewed corresponding to any information on the lease agreement along with Semi-annual reports and utility allowances. Files are pulled for a random sample of the restricted units. As mentioned above, depending on the previous full inspection date, and size of the project, number of HOME-assisted units, at least 15% to 20% of the HOME-assisted units are inspected and HQS review. All vision impaired and mobility units are always inspected. At that time, records are reviewed and AFHM plan corresponding to the results are discussed.

Example of how a troubled project was handled:

No project was out of compliance during FY15/16, therefore no corrective actions were required. Although limited onsite inspections were performed on HOME-assisted units FY15/16, the County intends on performing onsite inspections of all HOME assisted projects the following year; desk reviews show that all of the HOME assisted unit are in compliance.

Provide an assessment of the jurisdiction's affirmative marketing actions for HOME units. 92.351(b)

Refer to IDIS reports to describe the amount and use of program income for projects, including the number of projects and owner and tenant characteristics:

The County complies with Title VI of the Civil Rights Act of 1964, Section 504 of the Rehabilitation Act of 1973 and Executive Order 11063 and HUD regulations issued pursuant to promote greater choice of housing opportunities and prohibits discrimination on the basis of disability, age, color, ethnicity, sex gender identity, marital status, national origin, race, religion, sexual orientation, and veteran status. All affirmative action programs used in the public and private partnership for each of the County's 43 properties are designed for the elimination of prejudice requiring a comprehensive Affirmative Action Plan. The County's HOME program funds are allocated in collaboration in a public and private partnership to alleviate the risk of any barriers to housing choice in compliance under State and Federal

programs. The Housing Authority of the County of Riverside issues the Section 8 Voucher program and combines its programs relevant to affirmative action goals.

Compliance measures include, but are not limited to, advertising in both general circulation and minority newspapers, and displaying the Equal Housing Opportunity logo in a prominent location that is visible to both ingress and egress to the property. On-site inspections provide an opportunity for the resident manager to discuss any affirmative marketing efforts from advertising to specialized groups and from the project's web-site. Finally, annual audits are performed for HOME-funded rental housing projects, and include checking records of advertising and special outreach activities.

List of Actions taken:

1. This jurisdiction partners with its Housing Authority's knowledgeable staff utilizing resources to affirmatively market available affordable housing listed in an online database and its website.
2. The County has completed as part of its inventory special needs HOME-assisted units targeting the needs of the homeless and HIV/Aids households using SHP funds and project based Section 8 rental subsidy.

To ensure continual compliance, qualified staff are hired by each owner's Property Management Company for each project with the capacity to ensure that minorities, women, and veterans are given opportunities to obtain housing and least likely to apply. The owners and property management companies are responsible for outreach efforts marketing HOME-assisted units reaching local extremely low and very low income tenants and those most unlikely to apply such as the disabled, visually and hearing impaired, mentally or physically challenged. The County reviews HUD's approved Affirmative Housing Marketing Plans and accomplishments by the property management companies during the duration of the affordability period ensuring an updated plan. On-site inspections provide an opportunity for the resident manager to discuss any affirmative marketing efforts from advertising to specialized groups and from the project's web-site. Each project must show HUD's Equal Fair Housing logo clearly visible upon entry of the project.

The County encourages for new construction of affordable multi-family units participation of Minority Business Enterprises (MBE) and Women Owned Business Enterprise (WBE) when soliciting for bids in construction contracts as stipulated in the HOME Agreement. These can include real estate firms, lenders, accountants and staff hired by the developers and staff of property management companies. All property management companies in the HOME program have bi-lingual staff.

Riverside County utilized HOME program income to provide down-payment assistance to 24 qualified first time homebuyers.

Riverside Housing Development Corporation (RHDC), a California nonprofit public benefit corporation utilized a fraction of HOME program income for the acquisition and rehabilitation of a two existing buildings in the City of Hemet. RHDC has been certified with the County as a qualified CHDO. The project, including the County HOME-assisted units, shall remain affordable to qualified very low income and low-income tenants for 55 years from the notice of completion.

Refer to IDIS reports to describe the amount and use of program income for projects, including the number of projects and owner and tenant characteristics:

In 2015-2016, the County used \$919,687 HOME PI to fund thirty-three (33) HOME units, including First-Time Homebuyer, and Administration.

Describe other actions taken to foster and maintain affordable housing. 91.220(k) (STATES ONLY: Including the coordination of LIHTC with the development of affordable housing). 91.320(j)

The County offers the programs listed below in response to the needs identified above:

First-Time Home Buyer (FTHB) Program: The FTHB Program provides HOME funds for down-payment assistance to low- and very low-income households that have not owned homes within a three-year period. The program is available for households with an annual income that is no greater than 80% of the area median income as published by HUD. The FTHB Program provides up to 20% of the purchase price with a 15-year affordability period as a “silent second” loan.

HOME Program - Affordable Multi-Family Housing:

The HOME loan program requires a set aside of units affordable to targeted income level households in order to provide affordable housing throughout the area. Program offers gap financing in conjunction with Low Income Housing Tax Credits and Mortgage Revenue Bonds.

Legal instruments have been used to protect the affordability of the rental units, and the HOME affordability agreements provide the HUD-required rent limitations. Annual monitoring is performed by County staff to ensure compliance during the affordability period for all HOME projects.

CR-60 - ESG 91.520(g) (ESG Recipients only)

**ESG Supplement to the CAPER in *e-snaps*
For Paperwork Reduction Act**

1. Recipient Information—All Recipients Complete

Basic Grant Information

Recipient Name	RIVERSIDE COUNTY
Organizational DUNS Number	064772721
EIN/TIN Number	956000930
Identify the Field Office	LOS ANGELES
Identify CoC(s) in which the recipient or subrecipient(s) will provide ESG assistance	Riverside City & County CoC

ESG Contact Name

Prefix	Mr
First Name	John
Middle Name	0
Last Name	Thurman
Suffix	0
Title	EDA Development Manager

ESG Contact Address

Street Address 1	3403 Tenth Street, Suite 400
Street Address 2	0
City	RIVERSIDE
State	
ZIP Code	-
Phone Number	951-955-8916
Extension	0
Fax Number	0
Email Address	jthurman@rivcoeda.org

ESG Secondary Contact

Prefix	Ms
First Name	Suzanne
Last Name	Holland
Suffix	0
Title	Assistant Director
Phone Number	951-955-8916
Extension	0
Email Address	sholland@rivcoeda.org

2. Reporting Period—All Recipients Complete

Program Year Start Date 07/01/2015
Program Year End Date 06/30/2016

3a. Subrecipient Form – Complete one form for each subrecipient

Subrecipient or Contractor Name: PATH OF LIFE MINISTRIES

City: Riverside

State: CA

Zip Code: 92501, 4135

DUNS Number: 003364176

Is subrecipient a victim services provider: N

Subrecipient Organization Type: Other Non-Profit Organization

ESG Subgrant or Contract Award Amount: \$122,288

Subrecipient or Contractor Name: MARTHA'S VILLAGE & KITCHEN, INC

City: San Diego

State: CA

Zip Code: 92102, 3332

DUNS Number: 123443157

Is subrecipient a victim services provider: N

Subrecipient Organization Type: Other Non-Profit Organization

ESG Subgrant or Contract Award Amount: \$55,000

Subrecipient or Contractor Name: WHITESIDE MANOR, INC.

City: Riverside

State: CA

Zip Code: 92501, 2538

DUNS Number: 170753982

Is subrecipient a victim services provider: N

Subrecipient Organization Type: Other Non-Profit Organization

ESG Subgrant or Contract Award Amount: \$68,762

Subrecipient or Contractor Name: VALLEY RESTART EMERGENCY SHELTER

City: Hemet

State: CA

Zip Code: 92543, 1432

DUNS Number: 867800138

Is subrecipient a victim services provider: N

Subrecipient Organization Type: Other Non-Profit Organization

ESG Subgrant or Contract Award Amount: \$40,000

Subrecipient or Contractor Name: OPERATION SAFEHOUSE, INC.

City: Thousand Palms

State: CA

Zip Code: 92276, 3312

DUNS Number: 796391234

Is subrecipient a victim services provider: N

Subrecipient Organization Type: Other Non-Profit Organization

ESG Subgrant or Contract Award Amount: \$25,000

Subrecipient or Contractor Name: CATHOLIC CHARITIES SAN BERNARDINO/RIVERSIDE

City: San Bernardino

State: CA

Zip Code: 92405, 4739

DUNS Number: 964980171

Is subrecipient a victim services provider: N

Subrecipient Organization Type: Other Non-Profit Organization

ESG Subgrant or Contract Award Amount: \$10,000

Subrecipient or Contractor Name: ROY'S DESERT RESOURCE CENTER

City: Palm Springs

State: CA

Zip Code: 92258,

DUNS Number: 072496086

Is subrecipient a victim services provider: N

Subrecipient Organization Type: Other Non-Profit Organization

ESG Subgrant or Contract Award Amount: \$36,219

Subrecipient or Contractor Name: COACHELLA VALLEY RESCUE MISSION

City: Indio

State: CA

Zip Code: 92201, 7139

DUNS Number: 790591929

Is subrecipient a victim services provider: N

Subrecipient Organization Type: Other Non-Profit Organization

ESG Subgrant or Contract Award Amount: \$80,000

Subrecipient or Contractor Name: Operation Safehouse, Inc.

City: Riverside

State: CA

Zip Code: 92503, 3660

DUNS Number: 795391234

Is subrecipient a victim services provider: N

Subrecipient Organization Type: Other Non-Profit Organization

ESG Subgrant or Contract Award Amount: \$25,000

Subrecipient or Contractor Name: Foothill AIDS Project

City: Claremont

State: CA

Zip Code: 91711, 4324

DUNS Number: 176001394

Is subrecipient a victim services provider: N

Subrecipient Organization Type: Other Non-Profit Organization

ESG Subgrant or Contract Award Amount: \$69,490

Subrecipient or Contractor Name: Lutheran Social Services of Southern California

City: Riverside

State: CA

Zip Code: 92503, 4238

DUNS Number: 198953929

Is subrecipient a victim services provider: N

Subrecipient Organization Type: Other Non-Profit Organization

ESG Subgrant or Contract Award Amount: \$30,000

Subrecipient or Contractor Name: Riverside County Coalition for ADV

City: Confidential

State:

Zip Code:

DUNS Number: 968611566

Is subrecipient a victim services provider: Y

Subrecipient Organization Type: Other Non-Profit Organization

ESG Subgrant or Contract Award Amount: \$20,000

CR-65 - Persons Assisted

4. Persons Served *(Victim Service Provider reported in this section ONLY)*

4a. Complete for Homelessness Prevention Activities

Number of Persons in Households	Total
Adults	0
Children	0
Don't Know/Refused/Other	0
Missing Information	0
Total	0

Table 14 – Household Information for Homeless Prevention Activities

4b. Complete for Rapid Re-Housing Activities

Number of Persons in Households	Total
Adults	0
Children	0
Don't Know/Refused/Other	0
Missing Information	0
Total	0

Table 15 – Household Information for Rapid Re-Housing Activities

4c. Complete for Shelter

Number of Persons in Households	Total
Adults	108
Children	212
Don't Know/Refused/Other	0
Missing Information	0
Total	320

Table 16 – Shelter Information

4d. Street Outreach

Number of Persons in Households	Total
Adults	0
Children	0
Don't Know/Refused/Other	0
Missing Information	0
Total	0

Table 17 – Household Information for Street Outreach

4e. Totals for all Persons Served with ESG

Number of Persons in Households	Total
Adults	108
Children	212
Don't Know/Refused/Other	0
Missing Information	0
Total	320

Table 18 – Household Information for Persons Served with ESG

5. Gender—Complete for All Activities

	Total
Male	93
Female	227
Transgender	0
Don't Know/Refused/Other	0
Missing Information	0
Total	320

Table 19 – Gender Information

6. Age—Complete for All Activities

	Total
Under 18	212
18-24	13
25 and over	95
Don't Know/Refused/Other	0
Missing Information	0
Total	320

Table 20 – Age Information

7. Special Populations Served—Complete for All Activities

Number of Persons in Households

Subpopulation	Total	Total Persons Served – Prevention	Total Persons Served – Rapid Re-housing	Total Persons Served in Emergency Shelters
Veterans				
Victims of Domestic Violence	320	0	0	320
Elderly				
HIV/AIDS				
Chronically Homeless				
Persons with Disabilities:				
Severely Mentally Ill				
Chronic Substance Abuse				
Other Disability				
Total (Unduplicated if possible)				

Table 21 – Special Population Served

CR65- ESG Data Collection

Starting in 2015, ESG recipients are required to use a new tool, eCart, to report aggregated ESG Program report information. eCart is configured to aggregate information from an HMIS and produce all statistical information required by HUD on program participants served in ESG-funded projects. The information in eCart replaces all data previously collected on screen CR-65. Due to victim service providers being prohibited from entering client-level data into an HMIS; they must instead implement a comparable database with the functionality to generate the CSV CAPER file. A one-time exception was made in 2015-16 for a victim service provider ESG subrecipient, reported in Section CR-65.

As the planning body, the CoC not only coordinates the community's policies, strategies, and activities toward ending homelessness but must also establish and consistently follow written standards for providing CoC assistance. In order to collect client-level data and data on the provision of housing and services provided to homeless or those at risk of homelessness, a CoC must have an established Homeless Management Information System (HMIS). This type of system allows for standardized data collection from projects serving homeless families and individuals. Refer to ESG-CAPER Annual Reporting Tool (eCart) attachment for statistical information on program participants served.

Through the data gathered, the CoC can measure performance at the system and project levels, including outcomes of projects funded under the ESG program. Data is also used to analyze needs and establish funding priorities as well as measuring the overall effectiveness of the homeless programs.

The County of Riverside CoC implemented a Coordinated Entry System (CES) through the 25 Cities Project, a partnership with the U.S. Department of Housing and Urban Development (HUD) to eliminate homelessness among veterans by 2016 and chronic homelessness by 2020. The pilot in the Greater City of Riverside Area has been expanded countywide. A Coordinated Entry System Advisory Team was formed and continues to meet to develop written standards, policies, and guidelines for CES. The goal of a CES is that it cover a large geographic area, is easily accessed by individuals and families seeking housing or services, is well advertised, and includes a comprehensive and standardized assessment tool.

Participating agencies are responsible for engaging chronically homeless individuals and families through the use of Housing Navigators and a standardized vulnerability assessment and intake process that provides referrals to a centralized housing system that places priority on those who are at highest risk with the most appropriate intervention rather than a "first come, first served" approach.

Each assessment point of the coordinated system handles an initial, comprehensive assessment or screening of client need, data entry, referrals, and, potentially, program admissions. Ideally, these centers serve as the main access points for prevention and diversion services as well. Assessment center staff, after an initial assessment, provides the necessary prevention or diversion services or admit or refer a family or individual to the program that is best equipped to get them into permanent housing as quickly as possible.

CR-70 – ESG 91.520(g) - Assistance Provided and Outcomes

10. Shelter Utilization

Number of New Units - Rehabbed	0
Number of New Units - Conversion	0
Total Number of bed-nights available	160,925
Total Number of bed-nights provided	92,355
Capacity Utilization	57.39%

Table 22 – Shelter Capacity

11. Project Outcomes Data measured under the performance standards developed in consultation with the CoC(s)

Based on standards and goals of the local CoC and the County's written performance standards for providing ESG assistance, the County and sub-recipients must ensure that data on all persons served and all activities assisted under ESG are entered into a community-wide HMIS, a mandatory comprehensive and standardized data collection tool used to track and consolidate data from projects serving homeless families and individuals. This performance data allows better coordination with other service providers and provides integration with other programs targeted to homeless people in the area covered by the CoC. Collecting quality data is a pre-requisite for measuring outcomes and performance at the system and project level.

Performance targets are established, by program type, for each program in the County of Riverside CoC. The performance targets currently used by the CoC are those established by HUD's CoC performance standards. The County of Riverside CoC established a Standards and Evaluation Committee that reviews these standards on a regular basis and requests feedback and guidance from the CoC membership. The CoC membership consists of non-profit organizations, community and faith-based establishments, formerly homeless individuals, private industry, and federal, state, and local governments. The CoC Board of Governance will approve the performance measures report annually on behalf of the CoC membership, as required by HUD.

ESG performance standards are followed per 24 CFR Part 576, including, measures to evaluate the effectiveness of the program and measures to assess how well the program serves the targeted population. In consultation with the CoC, the County will continue to implement performance standards for measuring project outcomes and the overall effectiveness of providing services to those who are in the most need of assistance, reducing the number of people living on the streets or in emergency shelters, reducing the time people spend homeless, reducing program participants' housing barriers or housing stability risks, reducing additional episodes of homelessness, reducing first-time homelessness, and facilitating job and income growth for persons who are homeless.

Of the 3,911 persons served, the length of stay for 0-7 days was 1,810 clients with 1,729 that left. For emergency shelters, performance measurements included the number of clients exiting to permanent housing, increased income overall for adults at exit or by the end of the operating year, and program bed utilization. For outreach services, performance measurements included the number of clients exiting to housing, increased income overall for adults at exit or by the end of the operating year, and linkages to condition-specific services. For rapid re-housing, performance measurements included the number of clients exiting to permanent housing, increased income overall for adults at exit or by the end of the operating year, rapid housing placement, and permanent housing retention. For homelessness prevention, performance measurements included the number of clients diverted from homelessness and the number of clients exiting to permanent housing.

CR-75 – Expenditures

11. Expenditures

11a. ESG Expenditures for Homelessness Prevention

	Dollar Amount of Expenditures in Program Year		
	2013	2014	2015
Expenditures for Rental Assistance	50,879	61,623	45,331
Expenditures for Housing Relocation and Stabilization Services - Financial Assistance	5,187	7,324	4,019
Expenditures for Housing Relocation & Stabilization Services - Services	2,394	247	3,506
Expenditures for Homeless Prevention under Emergency Shelter Grants Program	0	0	0
Subtotal Homelessness Prevention	58,460	69,194	52,856

Table 23 – ESG Expenditures for Homelessness Prevention

11b. ESG Expenditures for Rapid Re-Housing

	Dollar Amount of Expenditures in Program Year		
	2013	2014	2015
Expenditures for Rental Assistance	172,050	126,762	10,111
Expenditures for Housing Relocation and Stabilization Services - Financial Assistance	88,495	45,554	9,345
Expenditures for Housing Relocation & Stabilization Services - Services	105,250	25,038	1,912
Expenditures for Homeless Assistance under Emergency Shelter Grants Program	0	0	0
Subtotal Rapid Re-Housing	365,785	197,354	21,368

Table 24 – ESG Expenditures for Rapid Re-Housing

11c. ESG Expenditures for Emergency Shelter

	Dollar Amount of Expenditures in Program Year		
	2013	2014	2015
Essential Services	152,769	145,207	173,737
Operations	149,607	199,774	181,244
Renovation	0	0	0
Major Rehab	0	0	0
Conversion	0	0	0
Subtotal	302,376	344,981	354,981

Table 25 – ESG Expenditures for Emergency Shelter**11d. Other Grant Expenditures**

	Dollar Amount of Expenditures in Program Year		
	2013	2014	2015
Administration	72,935	52,144	35,716
Street Outreach	10,000	5,000	10,000

Table 26 - Other Grant Expenditures**11e. Total ESG Grant Funds**

Total ESG Funds Expended	2013	2014	2015
	809,556	668,673	474,921

Table 27 - Total ESG Funds Expended**11f. Match Source**

	2013	2014	2015
Other Non-ESG HUD Funds	0	1,196,694	1,232,078
Other Federal Funds	1,136,752	465,457	781,686
State Government	1,495,049	43,716	320,141
Local Government	179,736	1,803,294	461,151
Private Funds	1,319,462	981,094	1,464,238
Other	58,438	243,250	56,471
Fees	15,207	18,000	53,829
Program Income	0	0	0
Total Match Amount	4,204,644	4,751,505	4,369,594

Table 28 - Other Funds Expended on Eligible ESG Activities

11g. Total

Total Amount of Funds Expended on ESG Activities	2013	2014	2015
	5,014,200	5,420,178	4,844,515

Table 29 - Total Amount of Funds Expended on ESG Activities

CR75 - Narrative

In FY 2015-2016, the \$628,928 ESG allocation was distributed to twelve (12) organizations for emergency/transitional shelters, homeless prevention, rapid re-housing, outreach, and EDA staff administration costs. Eligible recipients included nonprofits and public agencies. During the 2015-2016 program year, the County and sub-recipients expended approximately \$474,921 on ESG activities. Services were provided throughout the County and cooperating cities. The County's ESG grant funds were matched far in excess of the required 100% match amount detailed in Section CR-75.

In FY 2015-2016, ESG funds were expended for the following non-administrative activities: \$354,981 in assistance to emergency/transitional shelters which benefited 4,112 homeless persons; \$10,000 in outreach assistance to which benefited 13 homeless persons; \$52,856 was used for homeless prevention activities providing services to 81 eligible persons; and \$21,368 assisted 25 eligible persons with rapid re-housing assistance.

As a requirement of the ESG federal Regulations 24CFR 576, a recipient must make matching contributions to supplement the recipient's ESG program in an amount that equals the amount of ESG funds provided by HUD. Matching contributions, referred to as "leveraging", may be obtained from any eligible source, including any Federal source other than the ESG program, as well as state, local, and private sources. Additional requirements apply to matching contributions from a Federal source of funds. Matching contributions must be provided after the date that HUD signs the grant agreement. Applicants are encouraged to utilize the greatest amount of leveraging as possible to improve the competitiveness of their proposal.

APPENDIX A

Report 4949.3 CDBG, ESG, AND HOME, PR26, and HOME MATCH

FINANCIAL SUMMARY Grantee Performance Report Community Development Block Grant Program		U.S. Department of Housing and Urban Development Office of Community Planning and Development		OMB Approval No. 2506-0077 (Exp.3/31/94)	
Public Reporting Burden for this collection of information is estimated to average 12 hours per response, including the time for reviewing instructions, searching existing data sources, gathering and maintaining the data needed, and completing and reviewing the collection of information. Send comments regarding this burden estimate or any other aspect of this collection of information, including suggestions for reducing this burden, to the Reports Management Officer, Office of Information Policies and Systems, U.S. Department of Housing and Urban Development, Washington, D.C. 20410-3600 and to the Office of Management and Budget, Paperwork Reduction Project (2506-0077), Washington, D.C. 20503. Do not send this completed form to either of these addresses.					
1.	Name of Grantee RIVERSIDE COUNTY ECONOMIC DEVELOPMENT AGENCY	2. Grant Number B15UC060506	3. Reporting period From 7/1/15 To 6/30/16		
Part I: Summary of CDBG Resources					
1.	Unexpended CDBG funds at end of previous reporting period (Balance from prior program years)			\$	8,169,510.64
2.	Entitlement Grant from form HUD-7082			\$	7,637,386.00
3.	Surplus Urban Renewal			\$	
4.	Section 108 Guaranteed Loan Funds (Principal Amount)			\$	
5.	Program Income received by:	Grantee (Column A)	Subrecipient (Column B)		
	a. Revolving Funds	73,696.21			
	b. Other (Identify below. If more space is needed use an attachment)				
		-	\$		
			\$		
	c. Total Program Income (Sum of columns a and b)			\$	73,696.21
6.	Prior Period Adjustments (if column is a negative amount, enclose in brackets)			\$	
7.	Total CDBG Funds available for use during this reporting period (sum of lines 1 through 6)			\$	15,880,592.85
Part II: Summary of CDBG Expenditures					
8.	Total expenditures reported on Activity Summary, forms HUD-4949.2 & 4949.2A			\$	6,885,112.85
9.	Total expended for Planning & Administration, form HUD-4949.2		1,849,722.00		
10.	Amount subject to Low/Mod Benefit Calculation (line 8 minus line 9)		5,035,390.85		
11.	CDBG funds used for section 108 principal & interest payments			\$	0.00
12.	Total expenditures (line 8 plus line 11)			\$	6,885,112.85
13.	Unexpended balance (line 7 minus line 12)			\$	8,995,480.00
Part III: Low/Mod Benefit This Reporting Period					
14.	Total Low/Mod credit for multi-unit housing expenditures from form HUD-4949.2A			\$	0.00
15.	Total from all other activities qualifying as low/mod expenditures from forms HUD-4949.2 and 4949.2A			\$	5,035,390.85
16.	Total (line 14 plus line 15)			\$	5,035,390.85
17.	Percent benefit to low/mod persons (line 16 divided by line 10 this reporting period)				100.00%
This form may be reproduced on local office copiers previous editions are obsolete. Retain this record for 3 years					Page (1) of (2) form HUD-4949.3(06/24/93) ref Handbook 6510.2

Part IV: Low/Mod Benefit for Multi-Year Certifications (Complete only if certification period includes prior years)	
Program years (PY) covered in certification PY <u>2013</u> PY <u>2014</u> PY <u>2015</u>	
18. Cumulative net expenditures subject to program benefit calculation	16,919,000.79
19. Cumulative expenditures benefiting low/mod persons	16,919,000.79
20. Percent benefit to low/mod persons (line 19 divided by line 18)	100.00%
Part V: For Public Service (PS) Activities Only: Public Service Cap Calculation	
21. Total PS expenditures from column h, form HUD-4949.2A	1,118,668.79
22. Total PS unliquidated obligations from column r, form HUD-4949.2A	-
23. Sum of line 21 and line 22	1,118,668.79
24. Total PS unliquidated obligations reported at the end of the previous reporting period	-
25. No obligations for public services (line 23 minus line 24)	1,118,668.79
26. Amount of Program Income received in the preceding program year	181,828.19
27. Entitlement Grant Amount (from line 2)	7,637,386.00
28. Sum of line 26 and line 27	7,819,214.19
29. Percent funds obligated for Public Service Activities (line 25 divided by line 28)	14.31%
Part VI: Planning and Program Administration Cap Calculation	
30. Amount subject to planning and administrative cap (grant amount from line 2 plus line 5c)	7,711,082.21
31. Amount expended for Planning & Administration (from line 9 above) plus PA unliquidated obligations at end of Current Program Year	1,540,600.65
32. Percent funds expended (line 31 divided by line 30)	19.98%
Instructions	
<p>Name of Grantee: Enter the grantee's name as shown on the approved Grant Agreement (form HUD-7082) for the most recently completed program year.</p> <p>Grant Number: Enter the grant number assigned by HUD to the Community Development Block Grant for the most recently completed year.</p> <p>Period Covered: Enter the beginning date and ending date for the most recently completed program year.</p>	
<p>form HUD-4949.3 (06/24/93) ref Handbook 6510.2</p>	

S:\CDBG\CAPER 2016\Appendix\Appendix A-4949.3 Report_PR26_HOME Match\HESG 4949.15-16

6510.2 REV-2
Exhibit 3a

Part IV: Low/Mod Benefit for Multi-Year Certifications (Complete only if certification period includes prior years)	
Program years (PY) covered in certification PY___ PY___ PY___	
18. Cumulative net expenditures subject to program benefit calculation	0.00
19. Cumulative expenditures benefiting low/mod persons	0.00
20. Percent benefit to low/mod persons (line 19 divided by line 18)	0%
Part V: For Public Service (PS) Activities Only: Public Service Cap Calculation	
21. Total PS expenditures from column h, form HUD-4949.2A	0.00
22. Total PS unliquidated obligations from column r, form HUD-4949.2A	0.00
23. Sum of line 21 and line 22	0.00
24. Total PS unliquidated obligations reported at the end of the previous reporting period	0.00
25. No obligations for public services (line 23 minus line 24)	0.00
26. Amount of Program Income received in the preceding program year	0.00
27. Entitlement Grant Amount (from line 2)	628,928.00
28. Sum of line 26 and line 27	628,928.00
29. Percent funds obligated for Public Service Activities (line 25 divided by line 28)	0.00
Part VI: Planning and Program Administration Cap Calculation	
30. Amount subject to planning and administrative cap (grant amount from line 2 plus line 5c)	628,928.00
31. Amount expended for Planning & Administration (from line 9 above)	43,748
32. Percent funds expended (line 31 divided by line 30)	6.96%
Instructions Name of Grantee: Enter the grantee's name as shown on the approved Grant Agreement (form HUD-7082) for the most recently completed program year. Grant Number: Enter the grant number assigned by HUD to the Community Development Block Grant for the most recently completed year. Period Covered: Enter the beginning date and ending date for the most recently completed program year.	
form HUD-4949.3 (06/24/93) ref Handbook 6510.2	

FINANCIAL SUMMARY Grantee Performance Report HOME Program		U.S. Department of Housing and Urban Development Office of Community Planning and Development		OMB Approval No. 2506-0077 (Exp.3/31/94)	
Public Reporting Burden for this collection of information is estimated to average 12 hours per response, including the time for reviewing instructions, searching existing data sources, gathering and maintaining the data needed, and completing and reviewing the collection of information. Send comments regarding this burden estimate or any other aspect of this collection of information, including suggestions for reducing this burden, to the Reports Management Officer, Office of Information Policies and Systems, U.S. Department of Housing and Urban Development, Washington, D.C. 20410-3600 and to the Office of Management and Budget, Paperwork Reduction Project (2506-0077), Washington, D.C. 20503. Do not send this completed form to either of these addresses.					
1. Name of Grantee RIVERSIDE COUNTY ECONOMIC DEVELOPMENT AGENCY		2. Grant Number M15UC060530		3. Reporting period From 07/01/15 To 06/30/16	
Part I: Summary of HOME Resources					
1. Unexpended HOME funds at end of previous reporting period (Balance from prior program years)				\$	4,910,171.18
2. Entitlement Grant from form HUD-7082				M-15-UC-06-0530	\$ 1,701,737.00
3. Prior Period Adjustments (if column is a negative amount, enclose in brackets)				\$	
4. Section 108 Guaranteed Loan Funds (Principal Amount)				\$	
5. Program Income received by:		Grantee (Column A)	Subrecipient (Column B)		
a. Revolving Funds (PI)		791,920.08			
b. Other (Identify below. If more space is needed use an attachment)		-	\$		
			\$		
c. Total Program Income (Sum of columns a and b)		791,920.08		\$	791,920.08
6. Prior Period Adjustments (if column is a negative amount, enclose in brackets)				\$	-
7. Total HOME Funds available for use during this reporting period (sum of lines 1 through 6)				\$	7,403,828.26
Part II: Summary of HOME Expenditures					
8. Total expenditures reported on Activity Summary				\$	3,476,897.37
9. Total expended for Planning & Administration			217,644.05		
10. Amount subject to Low/Mod Benefit Calculation (line 8 minus line 9)			3,259,253.32		
11. HOME funds used for section 108 principal & interest payments				\$	0
12. Total expenditures (line 8 plus line 11)				\$	3,476,897.37
13. Unexpended balance (line 7 minus line 12)				\$	3,926,930.89
Part III: Low/Mod Benefit This Reporting Period					
14. Total Low/Mod credit for multi-unit housing expenditures				\$	3,259,253.32
15. Total from all other activities qualifying as low/mod expenditures				\$	
16. Total (line 14 plus line 15)				\$	3,259,253.32
17. Percent benefit to low/mod persons (line 16 divided by line 10 this reporting period)					100.00%
This form may be reproduced on local office copiers previous editions are obsolete. Retain this record for 3 years				Page (1) of (2)	
form HUD-4949.3(06/24/93) ref Handbook 6510.2					

6510.2 REV-2
Exhibit 3a

Part IV: Low/Mod Benefit for Multi-Year Certifications (Complete only if certification period includes prior years)	
Program years (PY) covered in certification PY <u>2015</u> PY <u>2014</u> PY <u>2013</u>	
18. Cumulative net expenditures subject to program benefit calculation	8,907,524.80
19. Cumulative expenditures benefiting low/mod persons	8,907,524.80
20. Percent benefit to low/mod persons (line 19 divided by line 18)	100%
Part V: For Public Service (PS) Activities Only: Public Service Cap Calculation	
21. Total PS expenditures from column h, form HUD-4949.2A	0.00
22. Total PS unliquidated obligations from column r, form HUD-4949.2A	0.00
23. Sum of line 21 and line 22	0.00
24. Total PS unliquidated obligations reported at the end of the previous reporting period	0.00
25. No obligations for public services (line 23 minus line 24)	0.00
26. Amount of Program Income received in the preceding program year	0.00
27. Entitlement Grant Amount (from line 2)	0
28. Sum of line 26 and line 27	0
29. Percent funds obligated for Public Service Activities (line 25 divided by line 28)	0.0%
Part VI: Planning and Program Administration Cap Calculation	
30. Amount subject to planning and administrative cap (grant amount from line 2 plus line 5c)	2,493,657.08
31. Amount expended for Planning & Administration (from line 9 above)	217,644.05
32. Percent of HOME funds expended for Planning and Admin (line 31 divided by line 30)	8.73%
Instructions Name of Grantee: Enter the grantee's name as shown on the approved Grant Agreement (form HUD-7082) for the most recently completed program year. Grant Number: Enter the grant number assigned by HUD to the Community Development Block Grant for the most recently completed year. Period Covered: Enter the beginning date and ending date for the most recently completed program year.	
form HUD-4949.3 (06/24/93) ref Handbook 6510.2	



Office of Community Planning and Development
U.S. Department of Housing and Urban Development
Integrated Disbursement and Information System
PR26 - CDBG Financial Summary Report
Program Year 2015
RIVERSIDE COUNTY , CA

DATE: 08-26-16
TIME: 13:34
PAGE: 1

PART I: SUMMARY OF CDBG RESOURCES

01 UNEXPENDED CDBG FUNDS AT END OF PREVIOUS PROGRAM YEAR	8,169,510.64
02 ENTITLEMENT GRANT	7,637,386.00
03 SURPLUS URBAN RENEWAL	0.00
04 SECTION 108 GUARANTEED LOAN FUNDS	0.00
05 CURRENT YEAR PROGRAM INCOME	73,696.21
05a CURRENT YEAR SECTION 108 PROGRAM INCOME (FOR SI TYPE)	0.00
06 FUNDS RETURNED TO THE LINE-OF-CREDIT	0.00
06a FUNDS RETURNED TO THE LOCAL CDBG ACCOUNT	0.00
07 ADJUSTMENT TO COMPUTE TOTAL AVAILABLE	0.00
08 TOTAL AVAILABLE (SUM, LINES 01-07)	15,880,592.85

PART II: SUMMARY OF CDBG EXPENDITURES

09 DISBURSEMENTS OTHER THAN SECTION 108 REPAYMENTS AND PLANNING/ADMINISTRATION	5,035,390.85
10 ADJUSTMENT TO COMPUTE TOTAL AMOUNT SUBJECT TO LOW/MOD BENEFIT	0.00
11 AMOUNT SUBJECT TO LOW/MOD BENEFIT (LINE 09 + LINE 10)	5,035,390.85
12 DISBURSED IN IDIS FOR PLANNING/ADMINISTRATION	1,849,722.00
13 DISBURSED IN IDIS FOR SECTION 108 REPAYMENTS	0.00
14 ADJUSTMENT TO COMPUTE TOTAL EXPENDITURES	0.00
15 TOTAL EXPENDITURES (SUM, LINES 11-14)	6,885,112.85
16 UNEXPENDED BALANCE (LINE 08 - LINE 15)	8,995,480.00

PART III: LOW/MOD BENEFIT THIS REPORTING PERIOD

17 EXPENDED FOR LOW/MOD HOUSING IN SPECIAL AREAS	0.00
18 EXPENDED FOR LOW/MOD MULTI-UNIT HOUSING	0.00
19 DISBURSED FOR OTHER LOW/MOD ACTIVITIES	5,035,390.85
20 ADJUSTMENT TO COMPUTE TOTAL LOW/MOD CREDIT	0.00
21 TOTAL LOW/MOD CREDIT (SUM, LINES 17-20)	5,035,390.85
22 PERCENT LOW/MOD CREDIT (LINE 21/LINE 11)	100.00%

LOW/MOD BENEFIT FOR MULTI-YEAR CERTIFICATIONS

23 PROGRAM YEARS(PY) COVERED IN CERTIFICATION	PY: 2013 PY: 2014 PY: 2015
24 CUMULATIVE NET EXPENDITURES SUBJECT TO LOW/MOD BENEFIT CALCULATION	16,919,000.79
25 CUMULATIVE EXPENDITURES BENEFITING LOW/MOD PERSONS	16,919,000.79
26 PERCENT BENEFIT TO LOW/MOD PERSONS (LINE 25/LINE 24)	100.00%

PART IV: PUBLIC SERVICE (PS) CAP CALCULATIONS

27 DISBURSED IN IDIS FOR PUBLIC SERVICES	1,118,668.79
28 PS UNLIQUIDATED OBLIGATIONS AT END OF CURRENT PROGRAM YEAR	0.00
29 PS UNLIQUIDATED OBLIGATIONS AT END OF PREVIOUS PROGRAM YEAR	0.00
30 ADJUSTMENT TO COMPUTE TOTAL PS OBLIGATIONS	0.00
31 TOTAL PS OBLIGATIONS (LINE 27 + LINE 28 - LINE 29 + LINE 30)	1,118,668.79
32 ENTITLEMENT GRANT	7,637,386.00
33 PRIOR YEAR PROGRAM INCOME	181,828.19
34 ADJUSTMENT TO COMPUTE TOTAL SUBJECT TO PS CAP	0.00
35 TOTAL SUBJECT TO PS CAP (SUM, LINES 32-34)	7,819,214.19
36 PERCENT FUNDS OBLIGATED FOR PS ACTIVITIES (LINE 31/LINE 35)	14.31%

PART V: PLANNING AND ADMINISTRATION (PA) CAP

37 DISBURSED IN IDIS FOR PLANNING/ADMINISTRATION	1,849,722.00
38 PA UNLIQUIDATED OBLIGATIONS AT END OF CURRENT PROGRAM YEAR	234,193.10
39 PA UNLIQUIDATED OBLIGATIONS AT END OF PREVIOUS PROGRAM YEAR	536,791.73
40 ADJUSTMENT TO COMPUTE TOTAL PA OBLIGATIONS	(6,522.72)
41 TOTAL PA OBLIGATIONS (LINE 37 + LINE 38 - LINE 39 +LINE 40)	1,540,600.65
42 ENTITLEMENT GRANT	7,637,386.00
43 CURRENT YEAR PROGRAM INCOME	73,696.21
44 ADJUSTMENT TO COMPUTE TOTAL SUBJECT TO PA CAP	0.00
45 TOTAL SUBJECT TO PA CAP (SUM, LINES 42-44)	7,711,082.21
46 PERCENT FUNDS OBLIGATED FOR PA ACTIVITIES (LINE 41/LINE 45)	19.98%



Office of Community Planning and Development
U.S. Department of Housing and Urban Development
Integrated Disbursement and Information System
PR26 - CDBG Financial Summary Report
Program Year 2015
RIVERSIDE COUNTY , CA

DATE: 08-26-16
TIME: 13:34
PAGE: 2

LINE 17 DETAIL: ACTIVITIES TO CONSIDER IN DETERMINING THE AMOUNT TO ENTER ON LINE 17

Report returned no data.

LINE 18 DETAIL: ACTIVITIES TO CONSIDER IN DETERMINING THE AMOUNT TO ENTER ON LINE 18

Report returned no data.

LINE 19 DETAIL: ACTIVITIES INCLUDED IN THE COMPUTATION OF LINE 19

Plan Year	IDIS Project	IDIS Activity	Voucher Number	Activity Name	Matrix Code	National Objective	Drawn Amount
2010	102	4991	5866899	3.MR.16-10 - Pedestrian Safety Enhancements (2010-2011) Phase II	03	LMC	\$15,423.72
2010	102	4991	5912653	3.MR.16-10 - Pedestrian Safety Enhancements (2010-2011) Phase II	03	LMC	\$280.96
2011	104	5206	5846372	9.76-11 - Good Hope Elementary School Sidewalk Project	03	LMA	\$212.50
2011	104	5206	5864154	9.76-11 - Good Hope Elementary School Sidewalk Project	03	LMA	\$111,983.53
2014	77	5625	5875169	4.164-14 - S.C.R.A.P. Gallery Mural Program	03	LMA	\$72.08
2014	77	5625	5888921	4.164-14 - S.C.R.A.P. Gallery Mural Program	03	LMA	\$2,250.00
2014	77	5625	5947980	4.164-14 - S.C.R.A.P. Gallery Mural Program	03	LMA	\$6,585.28
2014	94	5643	5923332	5.BEA-24-14 - Street& Sidewalk Improvement Project	03	LMA	\$3,894.46
2014	101	5670	5913607	4.168-14 - Colorado River Community Center	03	LMA	\$556.00
2014	101	5670	5919370	4.168-14 - Colorado River Community Center	03	LMA	\$10.00
2014	101	5670	5945471	4.168-14 - Colorado River Community Center	03	LMA	\$14.72
2014	101	5812	5909084	4.168-14 - Activity Delivery Cost- Colorado River Community Center	03	LMA	\$252.20
2014	101	5812	5912653	4.168-14 - Activity Delivery Cost- Colorado River Community Center	03	LMA	\$704.22
2014	101	5812	5922003	4.168-14 - Activity Delivery Cost- Colorado River Community Center	03	LMA	\$311.01
2014	101	5812	5933420	4.168-14 - Activity Delivery Cost- Colorado River Community Center	03	LMA	\$482.36
2014	101	5812	5937965	4.168-14 - Activity Delivery Cost- Colorado River Community Center	03	LMA	\$846.44
2014	101	5812	5938519	4.168-14 - Activity Delivery Cost- Colorado River Community Center	03	LMA	\$423.10
2014	101	5812	5947061	4.168-14 - Activity Delivery Cost- Colorado River Community Center	03	LMA	\$0.04
2015	10	5775	5860235	9.130-15 - Fair Housing Public Facility Fund	03	LMC	\$3,041.41
2015	10	5775	5866909	9.130-15 - Fair Housing Public Facility Fund	03	LMC	\$904.20
2015	10	5775	5877117	9.130-15 - Fair Housing Public Facility Fund	03	LMC	\$904.20
2015	10	5775	5888927	9.130-15 - Fair Housing Public Facility Fund	03	LMC	\$931.87
2015	10	5775	5904334	9.130-15 - Fair Housing Public Facility Fund	03	LMC	\$2,105.58
2015	10	5775	5913609	9.130-15 - Fair Housing Public Facility Fund	03	LMC	\$1,173.71
2015	10	5775	5924274	9.130-15 - Fair Housing Public Facility Fund	03	LMC	\$737.16
2015	10	5775	5943401	9.130-15 - Fair Housing Public Facility Fund	03	LMC	\$2,043.04
2015	45	5730	5937965	4.183-15 - ERU Facility Improvement Project	03	LMC	\$6,078.00
2015	77	5760	5912650	4.LQ.23-15 - City of La Quinta ADA Improvements	03	LMC	\$85,048.64
2015	77	5760	5913609	4.LQ.23-15 - City of La Quinta ADA Improvements	03	LMC	\$21,355.74
2015	77	5760	5934508	4.LQ.23-15 - City of La Quinta ADA Improvements	03	LMC	\$5,816.62
2015	102	5785	5937966	5.80-15 - March Field Air Museum ADA Project	03	LMC	\$13,900.00
2015	102	5821	5947042	5.80-15 - Activity Delivery Cost- March Field Air Museum ADA Project	03	LMC	\$639.02
					03	Matrix Code	\$288,981.81
2011	95	5197	5866899	3.MR.23-11 - Murrieta Senior Center Expansion Project	03A	LMC	\$7,673.46
2011	95	5197	5913607	3.MR.23-11 - Murrieta Senior Center Expansion Project	03A	LMC	\$159,127.34
2011	95	5197	5924267	3.MR.23-11 - Murrieta Senior Center Expansion Project	03A	LMC	\$51,618.29
2011	95	5197	5937252	3.MR.23-11 - Murrieta Senior Center Expansion Project	03A	LMC	\$159,302.93
2013	37	5464	5912089	2.57-13 - Eddie Dee Smith Senior Center Improvement Project	03A	LMC	\$49,700.48



Office of Community Planning and Development
U.S. Department of Housing and Urban Development
Integrated Disbursement and Information System
PR26 - CDBG Financial Summary Report
Program Year 2015
RIVERSIDE COUNTY , CA

DATE: 08-26-16
TIME: 13:34
PAGE: 3

Plan Year	IDIS Project	IDIS Activity	Voucher Number	Activity Name	Matrix Code	National Objective	Drawn Amount
2013	37	5464	5931124	2.57-13 - Eddie Dee Smith Senior Center Improvement Project	03A	LMC	\$29,328.79
2013	37	5464	5936219	2.57-13 - Eddie Dee Smith Senior Center Improvement Project	03A	LMC	\$600.01
2013	37	5464	5947042	2.57-13 - Eddie Dee Smith Senior Center Improvement Project	03A	LMC	\$1,574.15
2013	45	5472	5826416	3.99-13 - Hemet Senior Center Parking Lot Expansion Site Acquisition and Improvement Project	03A	LMC	\$500.00
2013	45	5472	5846372	3.99-13 - Hemet Senior Center Parking Lot Expansion Site Acquisition and Improvement Project	03A	LMC	\$2,647.56
2013	45	5472	5848836	3.99-13 - Hemet Senior Center Parking Lot Expansion Site Acquisition and Improvement Project	03A	LMC	\$1,012.50
2013	45	5472	5851499	3.99-13 - Hemet Senior Center Parking Lot Expansion Site Acquisition and Improvement Project	03A	LMC	\$3,432.33
2013	45	5472	5858099	3.99-13 - Hemet Senior Center Parking Lot Expansion Site Acquisition and Improvement Project	03A	LMC	\$2,863.98
2013	45	5472	5868844	3.99-13 - Hemet Senior Center Parking Lot Expansion Site Acquisition and Improvement Project	03A	LMC	\$192.93
2013	45	5472	5869948	3.99-13 - Hemet Senior Center Parking Lot Expansion Site Acquisition and Improvement Project	03A	LMC	\$1,706.50
2013	45	5472	5875169	3.99-13 - Hemet Senior Center Parking Lot Expansion Site Acquisition and Improvement Project	03A	LMC	\$5,717.12
2013	45	5472	5875177	3.99-13 - Hemet Senior Center Parking Lot Expansion Site Acquisition and Improvement Project	03A	LMC	\$951.50
2013	45	5472	5880990	3.99-13 - Hemet Senior Center Parking Lot Expansion Site Acquisition and Improvement Project	03A	LMC	\$3,786.57
2013	45	5472	5887694	3.99-13 - Hemet Senior Center Parking Lot Expansion Site Acquisition and Improvement Project	03A	LMC	\$2,312.50
2013	45	5472	5888921	3.99-13 - Hemet Senior Center Parking Lot Expansion Site Acquisition and Improvement Project	03A	LMC	\$2,194.82
2013	45	5472	5893546	3.99-13 - Hemet Senior Center Parking Lot Expansion Site Acquisition and Improvement Project	03A	LMC	\$1,503.87
2013	45	5472	5894262	3.99-13 - Hemet Senior Center Parking Lot Expansion Site Acquisition and Improvement Project	03A	LMC	\$882.72
2013	45	5472	5894904	3.99-13 - Hemet Senior Center Parking Lot Expansion Site Acquisition and Improvement Project	03A	LMC	\$800.00
2013	45	5472	5903066	3.99-13 - Hemet Senior Center Parking Lot Expansion Site Acquisition and Improvement Project	03A	LMC	\$1,201.60
2013	45	5472	5904275	3.99-13 - Hemet Senior Center Parking Lot Expansion Site Acquisition and Improvement Project	03A	LMC	\$900.14
2013	45	5472	5905754	3.99-13 - Hemet Senior Center Parking Lot Expansion Site Acquisition and Improvement Project	03A	LMC	\$278.40
2013	45	5472	5907215	3.99-13 - Hemet Senior Center Parking Lot Expansion Site Acquisition and Improvement Project	03A	LMC	\$764.26
2013	45	5472	5909074	3.99-13 - Hemet Senior Center Parking Lot Expansion Site Acquisition and Improvement Project	03A	LMC	\$1,438.77
2013	45	5472	5909503	3.99-13 - Hemet Senior Center Parking Lot Expansion Site Acquisition and Improvement Project	03A	LMC	\$4,667.32
2013	45	5472	5910106	3.99-13 - Hemet Senior Center Parking Lot Expansion Site Acquisition and Improvement Project	03A	LMC	\$1,710.19
2013	45	5472	5927897	3.99-13 - Hemet Senior Center Parking Lot Expansion Site Acquisition and Improvement Project	03A	LMC	\$134,686.39
2013	45	5472	5931119	3.99-13 - Hemet Senior Center Parking Lot Expansion Site Acquisition and Improvement Project	03A	LMC	\$1,867.67
2013	45	5472	5933419	3.99-13 - Hemet Senior Center Parking Lot Expansion Site Acquisition and Improvement Project	03A	LMC	\$12,940.32
2013	45	5472	5935754	3.99-13 - Hemet Senior Center Parking Lot Expansion Site Acquisition and Improvement Project	03A	LMC	\$139,048.65
2013	45	5472	5936219	3.99-13 - Hemet Senior Center Parking Lot Expansion Site Acquisition and Improvement Project	03A	LMC	\$1,980.95
2013	45	5472	5937175	3.99-13 - Hemet Senior Center Parking Lot Expansion Site Acquisition and Improvement Project	03A	LMC	\$2,744.34



Office of Community Planning and Development
U.S. Department of Housing and Urban Development
Integrated Disbursement and Information System
PR26 - CDBG Financial Summary Report
Program Year 2015
RIVERSIDE COUNTY , CA

DATE: 08-26-16
TIME: 13:34
PAGE: 4

Plan Year	IDIS Project	IDIS Activity	Voucher Number	Activity Name	Matrix Code	National Objective	Drawn Amount
2013	45	5472	5947042	3.99-13 - Hemet Senior Center Parking Lot Expansion Site Acquisition and Improvement Project	03A	LMC	\$5,306.00
2013	45	5472	5947980	3.99-13 - Hemet Senior Center Parking Lot Expansion Site Acquisition and Improvement Project	03A	LMC	\$3,130.30
2013	85	5512	5866899	3.MR.32-13 - Senior Center Recreation Facility Improvement Project	03A	LMC	\$281.84
2015	47	5732	5938930	4.185-15 - Mizell Senior Center Painting/Roof Project	03A	LMC	\$5,896.14
2015	47	5732	5943401	4.185-15 - Mizell Senior Center Painting/Roof Project	03A	LMC	\$3,603.86
2015	47	5829	5947061	4.185-15 -Activity Delivery Cost- Mizell Senior Center Painting/Roof Project	03A	LMC	\$321.01
					03A	Matrix Code	\$812,198.50
2014	60	5610	5897217	3.106-14 - Solar Energy Project - EXCEED Vocational Training Center - Phase 2	03B	LMC	\$110,000.00
2015	48	5733	5937965	4.186-15 - Desert Arc ADA Improvements	03B	LMC	\$480.00
2015	48	5827	5935754	4.186-15 - Activity Delivery Cost- Desert Arc ADA Improvements	03B	LMC	\$115.70
					03B	Matrix Code	\$110,595.70
2014	63	5613	5866899	3.MR.34-14 - Murrieta Community Center ADA Restroom Project	03E	LMC	\$467.28
2014	63	5613	5913607	3.MR.34-14 - Murrieta Community Center ADA Restroom Project	03E	LMC	\$6,289.13
2014	63	5613	5924267	3.MR.34-14 - Murrieta Community Center ADA Restroom Project	03E	LMC	\$2,288.26
2014	63	5613	5937252	3.MR.34-14 - Murrieta Community Center ADA Restroom Project	03E	LMC	\$146,076.12
2014	88	5637	5913607	4.LQ.21-14 - Vista Dunes Community Center Improvements	03E	LMC	\$12,785.75
					03E	Matrix Code	\$167,906.54
2012	62	5334	5913607	4.126-12 - Oasis Elementary School Playground Improvement Project	03F	LMA	\$133,402.91
2013	66	5493	5849842	5.BN.28-13 - Lions Park Improvement Project	03F	LMA	\$455.40
2013	66	5493	5887694	5.BN.28-13 - Lions Park Improvement Project	03F	LMA	\$294.00
2013	66	5493	5907226	5.BN.28-13 - Lions Park Improvement Project	03F	LMA	\$261,901.63
2013	69	5496	5826416	4.BL.34-13 - Park Improvement Project	03F	LMA	\$3,175.00
2014	78	5626	5887694	4.165-14 - John Kelley Elementary Playground Improvement Project	03F	LMA	\$33,937.65
2014	78	5626	5887697	4.165-14 - John Kelley Elementary Playground Improvement Project	03F	LMA	\$15,991.73
2014	86	5635	5860718	4.LQ.19-14 - Parks ADA Improvements Project	03F	LMC	\$12.90
2014	86	5635	5904333	4.LQ.19-14 - Parks ADA Improvements Project	03F	LMC	\$77,181.81
2014	86	5635	5912089	4.LQ.19-14 - Parks ADA Improvements Project	03F	LMC	\$75,091.71
2014	86	5635	5912653	4.LQ.19-14 - Parks ADA Improvements Project	03F	LMC	\$158,199.56
2014	86	5635	5934508	4.LQ.19-14 - Parks ADA Improvements Project	03F	LMC	\$6,524.25
2015	55	5819	5936219	5.76-15 - Activity Delivery Cost- Noble Creek Park Improvement Project	03F	LMC	\$61.21
2015	55	5819	5947042	5.76-15 - Activity Delivery Cost- Noble Creek Park Improvement Project	03F	LMC	\$310.98
2015	80	5778	5907226	5.BN.32-15 - Lions Park ADA Improvements	03F	LMA	\$38,275.57
2015	80	5778	5913609	5.BN.32-15 - Lions Park ADA Improvements	03F	LMA	\$53,532.50
2015	80	5778	5938930	5.BN.32-15 - Lions Park ADA Improvements	03F	LMA	\$14,355.00
2015	80	5825	5936219	5.BN.32-15 - Activity Delivery Cost- Lions Park ADA Improvements	03F	LMA	\$153.03
2015	80	5825	5947042	5.BN.32-15 - Activity Delivery Cost- Lions Park ADA Improvements	03F	LMA	\$29.39
2015	104	5794	5907226	4.191-15 - North Shore Community Park	03F	LMA	\$4,000.00
2015	104	5794	5912653	4.191-15 - North Shore Community Park	03F	LMA	\$91,189.75
2015	104	5794	5945471	4.191-15 - North Shore Community Park	03F	LMA	\$12,150.00
2015	105	5813	5927901	1.77-15 - Activity Delivery Cost- Good Hope Park Improvements	03F	LMA	\$7.71
2015	105	5813	5933420	1.77-15 - Activity Delivery Cost- Good Hope Park Improvements	03F	LMA	\$46.03



Office of Community Planning and Development
U.S. Department of Housing and Urban Development
Integrated Disbursement and Information System
PR26 - CDBG Financial Summary Report
Program Year 2015
RIVERSIDE COUNTY , CA

DATE: 08-26-16
TIME: 13:34
PAGE: 5

Plan Year	IDIS Project	IDIS Activity	Voucher Number	Activity Name	Matrix Code	National Objective	Drawn Amount
2015	105	5813	5936216	1.77-15 - Activity Delivery Cost- Good Hope Park Improvements	03F	LMA	\$49.22
2015	105	5813	5947042	1.77-15 - Activity Delivery Cost- Good Hope Park Improvements	03F	LMA	\$14.98
2015	106	5814	5927901	3.115-15 - Activity Delivery Cost- San Jacinto Parks Improvements Project	03F	LMA	\$41.09
2015	106	5814	5931131	3.115-15 - Activity Delivery Cost- San Jacinto Parks Improvements Project	03F	LMA	\$281.92
2015	106	5814	5933439	3.115-15 - Activity Delivery Cost- San Jacinto Parks Improvements Project	03F	LMA	\$571.82
2015	106	5814	5936219	3.115-15 - Activity Delivery Cost- San Jacinto Parks Improvements Project	03F	LMA	\$147.67
2015	106	5814	5947042	3.115-15 - Activity Delivery Cost- San Jacinto Parks Improvements Project	03F	LMA	\$680.53
					03F	Matrix Code	\$982,066.95
2015	116	5809	5925322	9.137-15 - Ripley Waterwaste System Improvements	03J	LMA	\$33,750.00
2015	116	5809	5938519	9.137-15 - Ripley Waterwaste System Improvements	03J	LMA	\$68,007.60
2015	117	5810	5927017	9.138-15 - Mesa Verde Water System Improvements	03J	LMA	\$11,323.70
2015	118	5811	5925322	9.139-15 - Desert Center Wastewater System Improvements	03J	LMA	\$5,000.00
2015	118	5811	5925339	9.139-15 - Desert Center Wastewater System Improvements	03J	LMA	\$28,750.00
					03J	Matrix Code	\$146,831.30
2015	72	5815	5933420	3.SJ.04-15 - Activity Delivery Cost- Downtown San Jacinto Street Improvements	03K	LMA	\$699.29
2015	72	5815	5936219	3.SJ.04-15 - Activity Delivery Cost- Downtown San Jacinto Street Improvements	03K	LMA	\$98.45
2015	72	5815	5947042	3.SJ.04-15 - Activity Delivery Cost- Downtown San Jacinto Street Improvements	03K	LMA	\$22.46
2015	79	5822	5947042	5.BEA.27-15 -Activity Delivery Cost- Street and Sidewalk Repair	03K	LMA	\$411.49
2015	108	5805	5927901	9.136-15 - Good Hope Community Road Improvement Project	03K	LMA	\$304,174.94
2015	108	5805	5933439	9.136-15 - Good Hope Community Road Improvement Project	03K	LMA	\$184.11
2015	108	5805	5936216	9.136-15 - Good Hope Community Road Improvement Project	03K	LMA	\$283.64
2015	108	5805	5937190	9.136-15 - Good Hope Community Road Improvement Project	03K	LMA	\$14,493.33
					03K	Matrix Code	\$320,367.71
2013	78	5505	5858099	1.LE.31-13 - ADA Sidewalk Project	03L	LMC	\$103,637.45
2014	38	5588	5848836	1.LE.36-14 - City of Lake Elsinore Sidewalk Improvements	03L	LMA	\$3,024.78
2014	51	5601	5864154	2.EV.06-14 - Eastvale Pedestrian Accessibility Improvements - Phase III	03L	LMC	\$20,475.59
2014	84	5633	5841333	4.CO.08-14 - Shady Lane Sidewalk Improvement Project	03L	LMA	\$2,634.79
2014	84	5633	5846361	4.CO.08-14 - Shady Lane Sidewalk Improvement Project	03L	LMA	\$590.76
2014	84	5633	5905754	4.CO.08-14 - Shady Lane Sidewalk Improvement Project	03L	LMA	\$53,706.82
2014	84	5633	5909563	4.CO.08-14 - Shady Lane Sidewalk Improvement Project	03L	LMA	\$64,913.59
2014	84	5633	5931124	4.CO.08-14 - Shady Lane Sidewalk Improvement Project	03L	LMA	\$9,252.07
2014	84	5633	5945471	4.CO.08-14 - Shady Lane Sidewalk Improvement Project	03L	LMA	\$11,013.61
					03L	Matrix Code	\$269,249.46
2015	50	5823	5931124	4.188-15 - Activity Delivery Cost- Desert AIDS Generator Project, Phase I	03S	LMC	\$320.01
2015	50	5823	5936219	4.188-15 - Activity Delivery Cost- Desert AIDS Generator Project, Phase I	03S	LMC	\$153.03
2015	50	5823	5947042	4.188-15 - Activity Delivery Cost- Desert AIDS Generator Project, Phase I	03S	LMC	\$176.35
					03S	Matrix Code	\$649.39
2015	27	5700	5864152	1.73-15 - Whiteside Manor's Transitional Housing for Dually Diagnosed	03T	LMC	\$10,000.00



Office of Community Planning and Development
U.S. Department of Housing and Urban Development
Integrated Disbursement and Information System
PR26 - CDBG Financial Summary Report
Program Year 2015
RIVERSIDE COUNTY , CA

DATE: 08-26-16
TIME: 13:34
PAGE: 6

Plan Year	IDIS Project	IDIS Activity	Voucher Number	Activity Name	Matrix Code	National Objective	Drawn Amount
2015	27	5700	5937190	1.73-15 - Whiteside Manor's Transitional Housing for Dually Diagnosed	03T	LMC	\$25,000.00
2015	35	5715	5903072	4.173-15 - Las Mananitas Migrant Farmworker Housing	03T	LMC	\$4,880.91
2015	35	5715	5904333	4.173-15 - Las Mananitas Migrant Farmworker Housing	03T	LMC	\$1,119.09
2015	40	5720	5912089	4.178-15 - Harrison House Transitional Living and Permanent Supportive Housing Program	03T	LMC	\$10,000.00
2015	42	5722	5907226	4.180-15 - Transitional Housing Program - MVK	03T	LMC	\$5,000.00
2015	43	5723	5904333	4.181-15 - Emergency Food and Shelter Program (CVRM)	03T	LMC	\$5,000.00
2015	97	5741	5931127	5.77-15 - U.S. VETS Shelter and Meals	03T	LMC	\$10,000.00
2015	115	5808	5933420	3.117-15 - Valley Restart A-Ride-Home	03T	LMC	\$3,471.80
2015	115	5808	5938930	3.117-15 - Valley Restart A-Ride-Home	03T	LMC	\$1,231.00
					03T	Matrix Code	\$75,702.80
2015	15	5679	5912650	0.132-15 - Operation School Bell	05	LMC	\$36,525.00
2015	17	5681	5927017	0.134-15 - Helping People in Need	05	LMC	\$33,489.84
2015	17	5681	5928716	0.134-15 - Helping People in Need	05	LMC	\$35,003.27
2015	17	5681	5931127	0.134-15 - Helping People in Need	05	LMC	\$2,389.89
2015	22	5686	5907228	0.139-15 - Boys and Girls Club-Teen Town Program	05	LMC	\$5,042.48
2015	22	5686	5912091	0.139-15 - Boys and Girls Club-Teen Town Program	05	LMC	\$4,957.52
2015	28	5701	5912091	1.74-15 - Mead Valley Community Center	05	LMA	\$99,840.00
2015	29	5702	5912089	1.75-15 - Good Hope Community Center	05	LMA	\$49,310.00
2015	32	5712	5885018	4.170-15 - Galilee Assistance Program-Mecca Comfort Station	05	LMC	\$36,939.28
2015	32	5712	5904333	4.170-15 - Galilee Assistance Program-Mecca Comfort Station	05	LMC	\$12,942.21
2015	32	5712	5922008	4.170-15 - Galilee Assistance Program-Mecca Comfort Station	05	LMC	\$131.65
2015	33	5713	5888921	4.171-15 - Food Assistance Program	05	LMC	\$5,000.00
2015	36	5716	5907228	4.174-15 - Paseo de los Heroes II After-School Program	05	LMC	\$4,000.00
2015	37	5717	5903072	4.175-15 - Indio Hills After School Program	05	LMC	\$4,922.93
2015	37	5717	5912650	4.175-15 - Indio Hills After School Program	05	LMC	\$1,581.68
2015	37	5717	5919370	4.175-15 - Indio Hills After School Program	05	LMC	\$1,413.75
2015	37	5717	5927901	4.175-15 - Indio Hills After School Program	05	LMC	\$1,647.93
2015	38	5718	5886405	4.176-15 - North Shore After School Program	05	LMC	\$4,596.69
2015	38	5718	5903072	4.176-15 - North Shore After School Program	05	LMC	\$3,660.65
2015	38	5718	5924257	4.176-15 - North Shore After School Program	05	LMC	\$1,742.66
2015	39	5719	5886405	4.177-15 - Community Recreation Services and Community Engagement	05	LMA	\$3,405.98
2015	39	5719	5912089	4.177-15 - Community Recreation Services and Community Engagement	05	LMA	\$3,287.39
2015	39	5719	5912650	4.177-15 - Community Recreation Services and Community Engagement	05	LMA	\$2,141.46
2015	39	5719	5921988	4.177-15 - Community Recreation Services and Community Engagement	05	LMA	\$1,536.71
2015	39	5719	5924257	4.177-15 - Community Recreation Services and Community Engagement	05	LMA	\$3,503.92
2015	39	5719	5925931	4.177-15 - Community Recreation Services and Community Engagement	05	LMA	\$4,360.60
2015	39	5719	5931127	4.177-15 - Community Recreation Services and Community Engagement	05	LMA	\$1,695.58
2015	41	5721	5924274	4.179-15 - Deserts Best Friend's Closet Program	05	LMC	\$2,000.00
2015	44	5729	5937965	4.182-15 - F.I.N.D. Outreach and Case Management Program	05	LMC	\$20,000.00
2015	53	5738	5893546	5.74-15 - Cabazon Community Services Program	05	LMA	\$7,832.07
2015	53	5738	5907226	5.74-15 - Cabazon Community Services Program	05	LMA	\$65,184.32
2015	53	5738	5921988	5.74-15 - Cabazon Community Services Program	05	LMA	\$8,857.12
2015	53	5738	5924274	5.74-15 - Cabazon Community Services Program	05	LMA	\$0.60
2015	53	5738	5925856	5.74-15 - Cabazon Community Services Program	05	LMA	\$11,625.11
2015	53	5738	5935317	5.74-15 - Cabazon Community Services Program	05	LMA	\$6,424.34
2015	53	5738	5938927	5.74-15 - Cabazon Community Services Program	05	LMA	\$76.44



Office of Community Planning and Development
U.S. Department of Housing and Urban Development
Integrated Disbursement and Information System
PR26 - CDBG Financial Summary Report
Program Year 2015
RIVERSIDE COUNTY , CA

DATE: 08-26-16
TIME: 13:34
PAGE: 7

Plan Year	IDIS Project	IDIS Activity	Voucher Number	Activity Name	Matrix Code	National Objective	Drawn Amount
2015	59	5756	5931130	1.LE.46-15 - Boys & Girls Clubs of Southwest County	05	LMC	\$9,963.43
2015	59	5756	5935317	1.LE.46-15 - Boys & Girls Clubs of Southwest County	05	LMC	\$36.57
2015	78	5761	5919370	4.LQ.24-15 - Boys and Girls Club- Coachella Valley	05	LMC	\$5,610.00
2015	78	5761	5925931	4.LQ.24-15 - Boys and Girls Club- Coachella Valley	05	LMC	\$6,375.00
2015	82	5691	5907228	0.144-15 - Community Food Pantry of Murrieta	05	LMC	\$23,567.00
2015	84	5694	5933423	0.146-15 - STEM Program for Disadvantaged Youth	05	LMC	\$10,000.00
2015	85	5695	5905754	0.147-15 - Care-A-Van Transit	05	LMC	\$19,500.00
2015	87	5697	5903066	0.149-15 - Women's Health Assistance Program	05	LMC	\$587.52
2015	87	5697	5907905	0.149-15 - Women's Health Assistance Program	05	LMC	\$11,912.48
2015	90	5704	5907228	2.66-15 - Highgrove Community Services	05	LMA	\$36,834.24
2015	90	5704	5913610	2.66-15 - Highgrove Community Services	05	LMA	\$8,850.58
2015	90	5704	5922008	2.66-15 - Highgrove Community Services	05	LMA	\$5,354.73
2015	90	5704	5925856	2.66-15 - Highgrove Community Services	05	LMA	\$5,323.33
2015	90	5704	5927017	2.66-15 - Highgrove Community Services	05	LMA	\$8,562.05
2015	90	5704	5935317	2.66-15 - Highgrove Community Services	05	LMA	\$5,427.86
2015	90	5704	5938927	2.66-15 - Highgrove Community Services	05	LMA	\$9,087.56
2015	90	5704	5938930	2.66-15 - Highgrove Community Services	05	LMA	\$5,559.65
2015	93	5707	5893546	3.111-15 - Idyllwild HELP Center	05	LMC	\$10,000.00
2015	94	5708	5888927	3.112-15 - Operation School Bell	05	LMC	\$7,500.00
					05	Matrix Code	\$677,121.07
2015	18	5682	5894904	0.135-15 - Wildomar Senior Center Transportation Program	05A	LMC	\$8,000.00
2015	69	5763	5937965	2.NR.36-15 - Senior Recreation and Community Services	05A	LMC	\$11,502.00
2015	91	5705	5934508	2.67-15 - Eddie Dee Smith Senior Center	05A	LMC	\$79,296.08
2015	91	5705	5937255	2.67-15 - Eddie Dee Smith Senior Center	05A	LMC	\$17,827.92
2015	98	5742	5924274	5.78-15 - Transportation and Adult Day Services	05A	LMC	\$1,000.00
2015	107	5801	5937190	3.116-15 - FSA Senior Nutrition Site Program	05A	LMC	\$40,133.44
					05A	Matrix Code	\$157,759.44
2015	67	5751	5937965	2.EV.10-15 - Youth Recreation Scholarship Program	05D	LMC	\$5,170.00
2015	86	5696	5938930	0.148-15 - Valley-Wide Youth Scholarship Program	05D	LMC	\$5,391.00
					05D	Matrix Code	\$10,561.00
2015	16	5680	5937255	0.133-15 - S.A.F.E. Domestic Violence Services	05G	LMC	\$16,000.00
2015	99	5743	5875177	5.79-15 - Alternatives to Domestic Violence	05G	LMC	\$3,000.00
					05G	Matrix Code	\$19,000.00
2015	21	5685	5909074	0.138-15 - Boys and Girls Club-Camp Kids Program	05L	LMC	\$15,180.82
2015	21	5685	5912091	0.138-15 - Boys and Girls Club-Camp Kids Program	05L	LMC	\$6,374.58
2015	21	5685	5927017	0.138-15 - Boys and Girls Club-Camp Kids Program	05L	LMC	\$401.60
2015	21	5685	5927901	0.138-15 - Boys and Girls Club-Camp Kids Program	05L	LMC	\$401.00
					05L	Matrix Code	\$22,358.00
2015	23	5687	5937190	0.140-15 - Project Independence	05N	LMC	\$5,435.88
2015	23	5687	5938930	0.140-15 - Project Independence	05N	LMC	\$1,564.12
2015	24	5688	5894158	0.141-15 - Court Appointed Special Advocates (CASA) Program	05N	LMC	\$27,000.00
2015	24	5688	5937965	0.141-15 - Court Appointed Special Advocates (CASA) Program	05N	LMC	\$5,000.00
2015	88	5698	5894904	0.150-15 - Kin Care	05N	LMC	\$8,738.63
2015	88	5698	5912091	0.150-15 - Kin Care	05N	LMC	\$5,761.37
					05N	Matrix Code	\$53,500.00
2015	34	5714	5888921	4.172-15 - Mental Health Counseling	05O	LMC	\$4,986.86
					05O	Matrix Code	\$4,986.86
2015	11	5677	5894262	9.131-15 - Neighborhood Enhancement Program II	05V	LMA	\$821.85
2015	11	5677	5903072	9.131-15 - Neighborhood Enhancement Program II	05V	LMA	\$240.84
2015	11	5677	5904275	9.131-15 - Neighborhood Enhancement Program II	05V	LMA	\$2,429.15
2015	11	5677	5907215	9.131-15 - Neighborhood Enhancement Program II	05V	LMA	\$1,567.45
2015	11	5677	5907225	9.131-15 - Neighborhood Enhancement Program II	05V	LMA	\$240.84
2015	11	5677	5907905	9.131-15 - Neighborhood Enhancement Program II	05V	LMA	\$855.36
2015	11	5677	5909074	9.131-15 - Neighborhood Enhancement Program II	05V	LMA	\$1,852.48



Office of Community Planning and Development
U.S. Department of Housing and Urban Development
Integrated Disbursement and Information System
PR26 - CDBG Financial Summary Report
Program Year 2015
RIVERSIDE COUNTY , CA

DATE: 08-26-16
TIME: 13:34
PAGE: 8

Plan Year	IDIS Project	IDIS Activity	Voucher Number	Activity Name	Matrix Code	National Objective	Drawn Amount
2015	11	5677	5910106	9.131-15 - Neighborhood Enhancement Program II	05V	LMA	\$1,064.65
2015	11	5677	5917298	9.131-15 - Neighborhood Enhancement Program II	05V	LMA	\$467.82
2015	11	5677	5922008	9.131-15 - Neighborhood Enhancement Program II	05V	LMA	\$1,119.67
2015	11	5677	5926794	9.131-15 - Neighborhood Enhancement Program II	05V	LMA	\$1,119.67
2015	11	5677	5931127	9.131-15 - Neighborhood Enhancement Program II	05V	LMA	\$1,197.68
2015	11	5677	5933423	9.131-15 - Neighborhood Enhancement Program II	05V	LMA	\$962.64
2015	11	5677	5936216	9.131-15 - Neighborhood Enhancement Program II	05V	LMA	\$3,031.17
2015	11	5677	5937965	9.131-15 - Neighborhood Enhancement Program II	05V	LMA	\$1,197.19
2015	11	5677	5938930	9.131-15 - Neighborhood Enhancement Program II	05V	LMA	\$14,302.20
					05V	Matrix Code	\$32,470.66
2015	19	5683	5907228	0.136-15 - Blythe Emergency Food Pantry	05W	LMC	\$11,089.00
2015	20	5684	5917298	0.137-15 - Blythe Harmony Kitchen	05W	LMC	\$8,251.13
2015	20	5684	5923871	0.137-15 - Blythe Harmony Kitchen	05W	LMC	\$2,868.83
2015	31	5711	5913610	4.169-15 - St. Elizabeth Food Pantry	05W	LMC	\$3,000.00
2015	54	5739	5889557	5.75-15 - Emergency Food Distribution	05W	LMC	\$10,000.00
2015	95	5709	5888921	3.113-15 - The Community Pantry	05W	LMC	\$10.00
2015	95	5709	5903066	3.113-15 - The Community Pantry	05W	LMC	\$12,908.16
2015	95	5709	5923331	3.113-15 - The Community Pantry	05W	LMC	\$3,792.42
2015	95	5709	5937255	3.113-15 - The Community Pantry	05W	LMC	\$12,761.58
2015	95	5709	5938930	3.113-15 - The Community Pantry	05W	LMC	\$527.84
					05W	Matrix Code	\$65,208.96
2014	16	5564	5868844	9.125-14 - Home Enhancement Rehab Program	14A	LMH	\$243.60
2014	16	5564	5875169	9.125-14 - Home Enhancement Rehab Program	14A	LMH	\$8,430.64
2014	16	5564	5875177	9.125-14 - Home Enhancement Rehab Program	14A	LMH	\$52.20
2014	16	5564	5880990	9.125-14 - Home Enhancement Rehab Program	14A	LMH	\$19,172.74
2014	16	5564	5887694	9.125-14 - Home Enhancement Rehab Program	14A	LMH	\$52.20
2014	16	5564	5888921	9.125-14 - Home Enhancement Rehab Program	14A	LMH	\$14,197.44
2014	16	5564	5893550	9.125-14 - Home Enhancement Rehab Program	14A	LMH	\$16,123.52
2014	16	5564	5894262	9.125-14 - Home Enhancement Rehab Program	14A	LMH	\$16,081.06
2014	16	5564	5904275	9.125-14 - Home Enhancement Rehab Program	14A	LMH	\$11,981.57
2014	16	5564	5904334	9.125-14 - Home Enhancement Rehab Program	14A	LMH	\$2,749.20
2014	16	5564	5907215	9.125-14 - Home Enhancement Rehab Program	14A	LMH	\$15,455.43
2014	16	5564	5907225	9.125-14 - Home Enhancement Rehab Program	14A	LMH	\$196.00
2014	16	5564	5907905	9.125-14 - Home Enhancement Rehab Program	14A	LMH	\$587.52
2014	16	5564	5909084	9.125-14 - Home Enhancement Rehab Program	14A	LMH	\$12,965.15
2014	16	5564	5909503	9.125-14 - Home Enhancement Rehab Program	14A	LMH	\$10,077.37
2014	16	5564	5910106	9.125-14 - Home Enhancement Rehab Program	14A	LMH	\$10,400.14
2014	16	5564	5912089	9.125-14 - Home Enhancement Rehab Program	14A	LMH	\$1,618.20
2014	16	5564	5926789	9.125-14 - Home Enhancement Rehab Program	14A	LMH	\$10,236.67
2014	16	5564	5931124	9.125-14 - Home Enhancement Rehab Program	14A	LMH	\$10,832.78
2014	16	5564	5933426	9.125-14 - Home Enhancement Rehab Program	14A	LMH	\$6,452.21
2014	16	5564	5936204	9.125-14 - Home Enhancement Rehab Program	14A	LMH	\$98.00
2014	16	5564	5936219	9.125-14 - Home Enhancement Rehab Program	14A	LMH	\$5,492.60
2014	16	5564	5947042	9.125-14 - Home Enhancement Rehab Program	14A	LMH	\$13,036.10
2014	32	5580	5841333	0.129-14 - Habitat for Humanity	14A	LMH	\$5,990.00
2014	32	5580	5858099	0.129-14 - Habitat for Humanity	14A	LMH	\$9,098.61
2014	32	5580	5866899	0.129-14 - Habitat for Humanity	14A	LMH	\$4,911.39
2014	33	5581	5846372	0.130-14 - Critical Home Maintenance & Repairs Program	14A	LMH	\$5,349.79
2014	33	5581	5858099	0.130-14 - Critical Home Maintenance & Repairs Program	14A	LMH	\$2,835.00
2014	37	5587	5888927	1.CL.02-14 - Home Repair Program	14A	LMH	\$4,863.00
2015	26	5690	5910106	0.143-15 - Home Enhancement Grant Program	14A	LMH	\$2,963.37
2015	26	5690	5922008	0.143-15 - Home Enhancement Grant Program	14A	LMH	\$4,353.08
2015	26	5690	5926794	0.143-15 - Home Enhancement Grant Program	14A	LMH	\$2,789.27
2015	26	5690	5931127	0.143-15 - Home Enhancement Grant Program	14A	LMH	\$2,227.43
2015	26	5690	5933423	0.143-15 - Home Enhancement Grant Program	14A	LMH	\$1,141.96
2015	26	5690	5936216	0.143-15 - Home Enhancement Grant Program	14A	LMH	\$1,135.56



Office of Community Planning and Development
U.S. Department of Housing and Urban Development
Integrated Disbursement and Information System
PR26 - CDBG Financial Summary Report
Program Year 2015
RIVERSIDE COUNTY , CA

DATE: 08-26-16
TIME: 13:34
PAGE: 9

Plan Year	IDIS Project	IDIS Activity	Voucher Number	Activity Name	Matrix Code	National Objective	Drawn Amount
2015	26	5690	5938930	0.143-15 - Home Enhancement Grant Program	14A	LMH	\$1,131.18
2015	26	5690	5947061	0.143-15 - Home Enhancement Grant Program	14A	LMH	\$3,158.84
2015	83	5832	5947042	0.145-15 - Activity Delivery Cost- Critical Home Maintenance & Repair Program	14A	LMH	\$459.97
					14A	Matrix Code	\$238,940.79
2015	76	5824	5936219	4.IW.10-15 - Activity Delivery Cost- ADA Improvement Project	14D	LMH	\$153.03
					14D	Matrix Code	\$153.03
2015	89	5699	5938930	0.151-15 - Riverside County Affordable Solar Housing Program	14F	LMH	\$5,000.00
					14F	Matrix Code	\$5,000.00
2015	25	5689	5893546	0.142-15 - Community Impact Plans	15	LMA	\$130,676.50
2015	25	5689	5912091	0.142-15 - Community Impact Plans	15	LMA	\$82,593.80
2015	25	5689	5912650	0.142-15 - Community Impact Plans	15	LMA	\$63,125.70
2015	25	5689	5913610	0.142-15 - Community Impact Plans	15	LMA	\$13,604.00
2015	60	5757	5894904	1.LE.47-15 - Code Enforcement	15	LMA	\$61,720.42
2015	60	5757	5931130	1.LE.47-15 - Code Enforcement	15	LMA	\$38,279.58
2015	74	5747	5905754	4.CO.10-15 - Code Enforcement Program	15	LMA	\$100,000.00
2015	119	5831	5938519	3.SJ.05-15 -San Jacinto Code Enforcement	15	LMA	\$29,094.92
					15	Matrix Code	\$519,094.92
2014	99	5660	5851499	9.129-14 - Economic Development-Financial Assistance	18A	LMJ	\$423.24
2014	99	5660	5858099	9.129-14 - Economic Development-Financial Assistance	18A	LMJ	\$89.32
2014	99	5660	5869948	9.129-14 - Economic Development-Financial Assistance	18A	LMJ	\$95.38
2014	99	5660	5875169	9.129-14 - Economic Development-Financial Assistance	18A	LMJ	\$750.03
2014	99	5660	5880990	9.129-14 - Economic Development-Financial Assistance	18A	LMJ	\$121.89
2014	99	5660	5893550	9.129-14 - Economic Development-Financial Assistance	18A	LMJ	\$451.35
2014	99	5660	5894262	9.129-14 - Economic Development-Financial Assistance	18A	LMJ	\$781.95
2014	99	5660	5904275	9.129-14 - Economic Development-Financial Assistance	18A	LMJ	\$780.72
2014	99	5660	5907215	9.129-14 - Economic Development-Financial Assistance	18A	LMJ	\$781.95
2014	99	5660	5909074	9.129-14 - Economic Development-Financial Assistance	18A	LMJ	\$771.09
2014	99	5660	5910106	9.129-14 - Economic Development-Financial Assistance	18A	LMJ	\$406.97
2014	99	5660	5923332	9.129-14 - Economic Development-Financial Assistance	18A	LMJ	\$46.80
2014	99	5660	5926789	9.129-14 - Economic Development-Financial Assistance	18A	LMJ	\$915.88
2014	99	5660	5931119	9.129-14 - Economic Development-Financial Assistance	18A	LMJ	\$915.68
2014	99	5660	5933426	9.129-14 - Economic Development-Financial Assistance	18A	LMJ	\$1,228.79
2014	99	5660	5936219	9.129-14 - Economic Development-Financial Assistance	18A	LMJ	\$1,153.16
2014	99	5660	5947042	9.129-14 - Economic Development-Financial Assistance	18A	LMJ	\$3,962.92
2015	12	5678	5880990	9.132-15 - Economic Development Assistance Fund	18A	LMJ	\$421.30
2015	12	5678	5888927	9.132-15 - Economic Development Assistance Fund	18A	LMJ	\$463.49
2015	12	5678	5893550	9.132-15 - Economic Development Assistance Fund	18A	LMJ	\$1,209.45
2015	12	5678	5933423	9.132-15 - Economic Development Assistance Fund	18A	LMJ	\$2,313.03
2015	12	5678	5936216	9.132-15 - Economic Development Assistance Fund	18A	LMJ	\$961.61
2015	12	5678	5947061	9.132-15 - Economic Development Assistance Fund	18A	LMJ	\$2,925.05
					18A	Matrix Code	\$21,971.05
2014	98	5659	5851499	9.128-14 Economic Development-MicroEnterprise	18C	LMCMC	\$423.24
2014	98	5659	5858099	9.128-14 Economic Development-MicroEnterprise	18C	LMCMC	\$89.32
2014	98	5659	5869948	9.128-14 Economic Development-MicroEnterprise	18C	LMCMC	\$95.38
2014	98	5659	5875169	9.128-14 Economic Development-MicroEnterprise	18C	LMCMC	\$549.93
2014	98	5659	5880990	9.128-14 Economic Development-MicroEnterprise	18C	LMCMC	\$121.89
2014	98	5659	5893550	9.128-14 Economic Development-MicroEnterprise	18C	LMCMC	\$451.35
2014	98	5659	5894262	9.128-14 Economic Development-MicroEnterprise	18C	LMCMC	\$1,078.20
2014	98	5659	5904275	9.128-14 Economic Development-MicroEnterprise	18C	LMCMC	\$1,334.00
2014	98	5659	5904334	9.128-14 Economic Development-MicroEnterprise	18C	LMCMC	\$591.60
2014	98	5659	5907215	9.128-14 Economic Development-MicroEnterprise	18C	LMCMC	\$1,290.30
2014	98	5659	5909074	9.128-14 Economic Development-MicroEnterprise	18C	LMCMC	\$1,111.21
2014	98	5659	5909503	9.128-14 Economic Development-MicroEnterprise	18C	LMCMC	\$1,751.48
2014	98	5659	5910106	9.128-14 Economic Development-MicroEnterprise	18C	LMCMC	\$1,245.02



Office of Community Planning and Development
U.S. Department of Housing and Urban Development
Integrated Disbursement and Information System
PR26 - CDBG Financial Summary Report
Program Year 2015
RIVERSIDE COUNTY , CA

DATE: 08-26-16
TIME: 13:34
PAGE: 10

Plan Year	IDIS Project	IDIS Activity	Voucher Number	Activity Name	Matrix Code	National Objective	Drawn Amount
2014	98	5659	5926789	9.128-14 Economic Development-MicroEnterprise	18C	LMCMC	\$1,177.76
2014	98	5659	5931124	9.128-14 Economic Development-MicroEnterprise	18C	LMCMC	\$1,620.06
2014	98	5659	5933426	9.128-14 Economic Development-MicroEnterprise	18C	LMCMC	\$1,315.54
2014	98	5659	5936219	9.128-14 Economic Development-MicroEnterprise	18C	LMCMC	\$1,789.40
2014	98	5659	5947042	9.128-14 Economic Development-MicroEnterprise	18C	LMCMC	\$4,179.23
2015	51	5736	5913610	4.189-15 - Coachella Valley Micro-Enterprise Development Program	18C	LMC	\$9,001.72
2015	51	5736	5921988	4.189-15 - Coachella Valley Micro-Enterprise Development Program	18C	LMC	\$3,498.28
					18C	Matrix Code	\$32,714.91
Total							\$5,035,390.85

LINE 27 DETAIL: ACTIVITIES INCLUDED IN THE COMPUTATION OF LINE 27

Plan Year	IDIS Project	IDIS Activity	Voucher Number	Activity Name	Matrix Code	National Objective	Drawn Amount
2015	27	5700	5864152	1.73-15 - Whiteside Manor's Transitional Housing for Dually Diagnosed	03T	LMC	\$10,000.00
2015	27	5700	5937190	1.73-15 - Whiteside Manor's Transitional Housing for Dually Diagnosed	03T	LMC	\$25,000.00
2015	35	5715	5903072	4.173-15 - Las Mananitas Migrant Farmworker Housing	03T	LMC	\$4,880.91
2015	35	5715	5904333	4.173-15 - Las Mananitas Migrant Farmworker Housing	03T	LMC	\$1,119.09
2015	40	5720	5912089	4.178-15 - Harrison House Transitional Living and Permanent Supportive Housing Program	03T	LMC	\$10,000.00
2015	42	5722	5907226	4.180-15 - Transitional Housing Program - MVK	03T	LMC	\$5,000.00
2015	43	5723	5904333	4.181-15 - Emergency Food and Shelter Program (CVRM)	03T	LMC	\$5,000.00
2015	97	5741	5931127	5.77-15 - U.S. VETS Shelter and Meals	03T	LMC	\$10,000.00
2015	115	5808	5933420	3.117-15 - Valley Restart A-Ride-Home	03T	LMC	\$3,471.80
2015	115	5808	5938930	3.117-15 - Valley Restart A-Ride-Home	03T	LMC	\$1,231.00
					03T	Matrix Code	\$75,702.80
2015	15	5679	5912650	0.132-15 - Operation School Bell	05	LMC	\$36,525.00
2015	17	5681	5927017	0.134-15 - Helping People in Need	05	LMC	\$33,489.84
2015	17	5681	5928716	0.134-15 - Helping People in Need	05	LMC	\$35,003.27
2015	17	5681	5931127	0.134-15 - Helping People in Need	05	LMC	\$2,389.89
2015	22	5686	5907228	0.139-15 - Boys and Girls Club-Teen Town Program	05	LMC	\$5,042.48
2015	22	5686	5912091	0.139-15 - Boys and Girls Club-Teen Town Program	05	LMC	\$4,957.52
2015	28	5701	5912091	1.74-15 - Mead Valley Community Center	05	LMA	\$99,840.00
2015	29	5702	5912089	1.75-15 - Good Hope Community Center	05	LMA	\$49,310.00
2015	32	5712	5885018	4.170-15 - Galilee Assistance Program-Mecca Comfort Station	05	LMC	\$36,939.28
2015	32	5712	5904333	4.170-15 - Galilee Assistance Program-Mecca Comfort Station	05	LMC	\$12,942.21
2015	32	5712	5922008	4.170-15 - Galilee Assistance Program-Mecca Comfort Station	05	LMC	\$131.65
2015	33	5713	5888921	4.171-15 - Food Assistance Program	05	LMC	\$5,000.00
2015	36	5716	5907228	4.174-15 - Paseo de los Heroes II After-School Program	05	LMC	\$4,000.00
2015	37	5717	5903072	4.175-15 - Indio Hills After School Program	05	LMC	\$4,922.93
2015	37	5717	5912650	4.175-15 - Indio Hills After School Program	05	LMC	\$1,581.68
2015	37	5717	5919370	4.175-15 - Indio Hills After School Program	05	LMC	\$1,413.75
2015	37	5717	5927901	4.175-15 - Indio Hills After School Program	05	LMC	\$1,647.93
2015	38	5718	5886405	4.176-15 - North Shore After School Program	05	LMC	\$4,596.69
2015	38	5718	5903072	4.176-15 - North Shore After School Program	05	LMC	\$3,660.65
2015	38	5718	5924257	4.176-15 - North Shore After School Program	05	LMC	\$1,742.66
2015	39	5719	5886405	4.177-15 - Community Recreation Services and Community Engagement	05	LMA	\$3,405.98
2015	39	5719	5912089	4.177-15 - Community Recreation Services and Community Engagement	05	LMA	\$3,287.39



Office of Community Planning and Development
U.S. Department of Housing and Urban Development
Integrated Disbursement and Information System
PR26 - CDBG Financial Summary Report
Program Year 2015
RIVERSIDE COUNTY , CA

DATE: 08-26-16
TIME: 13:34
PAGE: 11

Plan Year	IDIS Project	IDIS Activity	Voucher Number	Activity Name	Matrix Code	National Objective	Drawn Amount
2015	39	5719	5912650	4.177-15 - Community Recreation Services and Community Engagement	05	LMA	\$2,141.46
2015	39	5719	5921988	4.177-15 - Community Recreation Services and Community Engagement	05	LMA	\$1,536.71
2015	39	5719	5924257	4.177-15 - Community Recreation Services and Community Engagement	05	LMA	\$3,503.92
2015	39	5719	5925931	4.177-15 - Community Recreation Services and Community Engagement	05	LMA	\$4,360.60
2015	39	5719	5931127	4.177-15 - Community Recreation Services and Community Engagement	05	LMA	\$1,695.58
2015	41	5721	5924274	4.179-15 - Deserts Best Friend's Closet Program	05	LMC	\$2,000.00
2015	44	5729	5937965	4.182-15 - F.I.N.D. Outreach and Case Management Program	05	LMC	\$20,000.00
2015	53	5738	5893546	5.74-15 - Cabazon Community Services Program	05	LMA	\$7,832.07
2015	53	5738	5907226	5.74-15 - Cabazon Community Services Program	05	LMA	\$65,184.32
2015	53	5738	5921988	5.74-15 - Cabazon Community Services Program	05	LMA	\$8,857.12
2015	53	5738	5924274	5.74-15 - Cabazon Community Services Program	05	LMA	\$0.60
2015	53	5738	5925856	5.74-15 - Cabazon Community Services Program	05	LMA	\$11,625.11
2015	53	5738	5935317	5.74-15 - Cabazon Community Services Program	05	LMA	\$6,424.34
2015	53	5738	5938927	5.74-15 - Cabazon Community Services Program	05	LMA	\$76.44
2015	59	5756	5931130	1.LE.46-15 - Boys & Girls Clubs of Southwest County	05	LMC	\$9,963.43
2015	59	5756	5935317	1.LE.46-15 - Boys & Girls Clubs of Southwest County	05	LMC	\$36.57
2015	78	5761	5919370	4.LQ.24-15 - Boys and Girls Club- Coachella Valley	05	LMC	\$5,610.00
2015	78	5761	5925931	4.LQ.24-15 - Boys and Girls Club- Coachella Valley	05	LMC	\$6,375.00
2015	82	5691	5907228	0.144-15 - Community Food Pantry of Murrieta	05	LMC	\$23,567.00
2015	84	5694	5933423	0.146-15 - STEM Program for Disadvantaged Youth	05	LMC	\$10,000.00
2015	85	5695	5905754	0.147-15 - Care-A-Van Transit	05	LMC	\$19,500.00
2015	87	5697	5903066	0.149-15 - Women's Health Assistance Program	05	LMC	\$587.52
2015	87	5697	5907905	0.149-15 - Women's Health Assistance Program	05	LMC	\$11,912.48
2015	90	5704	5907228	2.66-15 - Highgrove Community Services	05	LMA	\$36,834.24
2015	90	5704	5913610	2.66-15 - Highgrove Community Services	05	LMA	\$8,850.58
2015	90	5704	5922008	2.66-15 - Highgrove Community Services	05	LMA	\$5,354.73
2015	90	5704	5925856	2.66-15 - Highgrove Community Services	05	LMA	\$5,323.33
2015	90	5704	5927017	2.66-15 - Highgrove Community Services	05	LMA	\$8,562.05
2015	90	5704	5935317	2.66-15 - Highgrove Community Services	05	LMA	\$5,427.86
2015	90	5704	5938927	2.66-15 - Highgrove Community Services	05	LMA	\$9,087.56
2015	90	5704	5938930	2.66-15 - Highgrove Community Services	05	LMA	\$5,559.65
2015	93	5707	5893546	3.111-15 - Idyllwild HELP Center	05	LMC	\$10,000.00
2015	94	5708	5888927	3.112-15 - Operation School Bell	05	LMC	\$7,500.00
					05	Matrix Code	\$677,121.07
2015	18	5682	5894904	0.135-15 - Wildomar Senior Center Transportation Program	05A	LMC	\$8,000.00
2015	69	5763	5937965	2.NR.36-15 - Senior Recreation and Community Services	05A	LMC	\$11,502.00
2015	91	5705	5934508	2.67-15 - Eddie Dee Smith Senior Center	05A	LMC	\$79,296.08
2015	91	5705	5937255	2.67-15 - Eddie Dee Smith Senior Center	05A	LMC	\$17,827.92
2015	98	5742	5924274	5.78-15 - Transportation and Adult Day Services	05A	LMC	\$1,000.00
2015	107	5801	5937190	3.116-15 - FSA Senior Nutrition Site Program	05A	LMC	\$40,133.44
					05A	Matrix Code	\$157,759.44
2015	67	5751	5937965	2.EV.10-15 - Youth Recreation Scholarship Program	05D	LMC	\$5,170.00
2015	86	5696	5938930	0.148-15 - Valley-Wide Youth Scholarship Program	05D	LMC	\$5,391.00
					05D	Matrix Code	\$10,561.00
2015	16	5680	5937255	0.133-15 - S.A.F.E. Domestic Violence Services	05G	LMC	\$16,000.00
2015	99	5743	5875177	5.79-15 - Alternatives to Domestic Violence	05G	LMC	\$3,000.00
					05G	Matrix Code	\$19,000.00
2015	21	5685	5909074	0.138-15 - Boys and Girls Club-Camp Kids Program	05L	LMC	\$15,180.82
2015	21	5685	5912091	0.138-15 - Boys and Girls Club-Camp Kids Program	05L	LMC	\$6,374.58
2015	21	5685	5927017	0.138-15 - Boys and Girls Club-Camp Kids Program	05L	LMC	\$401.60
2015	21	5685	5927901	0.138-15 - Boys and Girls Club-Camp Kids Program	05L	LMC	\$401.00



Office of Community Planning and Development
U.S. Department of Housing and Urban Development
Integrated Disbursement and Information System
PR26 - CDBG Financial Summary Report
Program Year 2015
RIVERSIDE COUNTY , CA

DATE: 08-26-16
TIME: 13:34
PAGE: 12

Plan Year	IDIS Project	IDIS Activity	Voucher Number	Activity Name	Matrix Code	National Objective	Drawn Amount
					05L	Matrix Code	\$22,358.00
2015	23	5687	5937190	0.140-15 - Project Independence	05N	LMC	\$5,435.88
2015	23	5687	5938930	0.140-15 - Project Independence	05N	LMC	\$1,564.12
2015	24	5688	5894158	0.141-15 - Court Appointed Special Advocates (CASA) Program	05N	LMC	\$27,000.00
2015	24	5688	5937965	0.141-15 - Court Appointed Special Advocates (CASA) Program	05N	LMC	\$5,000.00
2015	88	5698	5894904	0.150-15 - Kin Care	05N	LMC	\$8,738.63
2015	88	5698	5912091	0.150-15 - Kin Care	05N	LMC	\$5,761.37
					05N	Matrix Code	\$53,500.00
2015	34	5714	5888921	4.172-15 - Mental Health Counseling	05O	LMC	\$4,986.86
					05O	Matrix Code	\$4,986.86
2015	11	5677	5894262	9.131-15 - Neighborhood Enhancement Program II	05V	LMA	\$821.85
2015	11	5677	5903072	9.131-15 - Neighborhood Enhancement Program II	05V	LMA	\$240.84
2015	11	5677	5904275	9.131-15 - Neighborhood Enhancement Program II	05V	LMA	\$2,429.15
2015	11	5677	5907215	9.131-15 - Neighborhood Enhancement Program II	05V	LMA	\$1,567.45
2015	11	5677	5907225	9.131-15 - Neighborhood Enhancement Program II	05V	LMA	\$240.84
2015	11	5677	5907905	9.131-15 - Neighborhood Enhancement Program II	05V	LMA	\$855.36
2015	11	5677	5909074	9.131-15 - Neighborhood Enhancement Program II	05V	LMA	\$1,852.48
2015	11	5677	5910106	9.131-15 - Neighborhood Enhancement Program II	05V	LMA	\$1,064.65
2015	11	5677	5917298	9.131-15 - Neighborhood Enhancement Program II	05V	LMA	\$467.82
2015	11	5677	5922008	9.131-15 - Neighborhood Enhancement Program II	05V	LMA	\$1,119.67
2015	11	5677	5926794	9.131-15 - Neighborhood Enhancement Program II	05V	LMA	\$1,119.67
2015	11	5677	5931127	9.131-15 - Neighborhood Enhancement Program II	05V	LMA	\$1,197.68
2015	11	5677	5933423	9.131-15 - Neighborhood Enhancement Program II	05V	LMA	\$962.64
2015	11	5677	5936216	9.131-15 - Neighborhood Enhancement Program II	05V	LMA	\$3,031.17
2015	11	5677	5937965	9.131-15 - Neighborhood Enhancement Program II	05V	LMA	\$1,197.19
2015	11	5677	5938930	9.131-15 - Neighborhood Enhancement Program II	05V	LMA	\$14,302.20
					05V	Matrix Code	\$32,470.66
2015	19	5683	5907228	0.136-15 - Blythe Emergency Food Pantry	05W	LMC	\$11,089.00
2015	20	5684	5917298	0.137-15 - Blythe Harmony Kitchen	05W	LMC	\$8,251.13
2015	20	5684	5923871	0.137-15 - Blythe Harmony Kitchen	05W	LMC	\$2,868.83
2015	31	5711	5913610	4.169-15 - St. Elizabeth Food Pantry	05W	LMC	\$3,000.00
2015	54	5739	5889557	5.75-15 - Emergency Food Distribution	05W	LMC	\$10,000.00
2015	95	5709	5888921	3.113-15 - The Community Pantry	05W	LMC	\$10.00
2015	95	5709	5903066	3.113-15 - The Community Pantry	05W	LMC	\$12,908.16
2015	95	5709	5923331	3.113-15 - The Community Pantry	05W	LMC	\$3,792.42
2015	95	5709	5937255	3.113-15 - The Community Pantry	05W	LMC	\$12,761.58
2015	95	5709	5938930	3.113-15 - The Community Pantry	05W	LMC	\$527.84
					05W	Matrix Code	\$65,208.96
Total							\$1,118,668.79

LINE 37 DETAIL: ACTIVITIES INCLUDED IN THE COMPUTATION OF LINE 37

Plan Year	IDIS Project	IDIS Activity	Voucher Number	Activity Name	Matrix Code	National Objective	Drawn Amount
2013	81	5508	5841333	1.LE.34-13 - CDBG Administrative Costs - EDA	21A		\$18.59
2013	81	5508	5846367	1.LE.34-13 - CDBG Administrative Costs - EDA	21A		\$5,428.90
2013	81	5508	5848820	1.LE.34-13 - CDBG Administrative Costs - EDA	21A		\$661.94
2013	81	5508	5849848	1.LE.34-13 - CDBG Administrative Costs - EDA	21A		\$17.53
2013	81	5508	5851496	1.LE.34-13 - CDBG Administrative Costs - EDA	21A		\$8,295.66
2013	81	5508	5858092	1.LE.34-13 - CDBG Administrative Costs - EDA	21A		\$4,880.56
2014	1	5554	5826416	9.114-14 - CDBG Program Administration (2014)	21A		\$31,154.10
2014	1	5554	5839252	9.114-14 - CDBG Program Administration (2014)	21A		\$44,452.10
2014	1	5554	5842199	9.114-14 - CDBG Program Administration (2014)	21A		\$28,340.76
2014	1	5554	5846361	9.114-14 - CDBG Program Administration (2014)	21A		\$147.69



Office of Community Planning and Development
U.S. Department of Housing and Urban Development
Integrated Disbursement and Information System
PR26 - CDBG Financial Summary Report
Program Year 2015
RIVERSIDE COUNTY , CA

DATE: 08-26-16
TIME: 13:34
PAGE: 13

Plan Year	IDIS Project	IDIS Activity	Voucher Number	Activity Name	Matrix Code	National Objective	Drawn Amount
2014	1	5554	5846367	9.114-14 - CDBG Program Administration (2014)	21A		\$95,420.76
2014	1	5554	5848820	9.114-14 - CDBG Program Administration (2014)	21A		\$65,702.78
2014	1	5554	5849848	9.114-14 - CDBG Program Administration (2014)	21A		\$15,122.30
2014	1	5554	5851496	9.114-14 - CDBG Program Administration (2014)	21A		\$77,701.46
2014	1	5554	5858092	9.114-14 - CDBG Program Administration (2014)	21A		\$119,796.22
2014	44	5594	5841333	1.LE.42-14 - CDBG Administrative Costs-EDA	21A		\$26.74
2014	44	5594	5858092	1.LE.42-14 - CDBG Administrative Costs-EDA	21A		\$1,332.97
2014	44	5594	5869945	1.LE.42-14 - CDBG Administrative Costs-EDA	21A		\$2,701.76
2014	44	5594	5875164	1.LE.42-14 - CDBG Administrative Costs-EDA	21A		\$1,998.23
2014	44	5594	5877117	1.LE.42-14 - CDBG Administrative Costs-EDA	21A		\$12.11
2014	44	5594	5880986	1.LE.42-14 - CDBG Administrative Costs-EDA	21A		\$3,074.57
2014	44	5594	5887700	1.LE.42-14 - CDBG Administrative Costs-EDA	21A		\$484.63
2014	44	5594	5888903	1.LE.42-14 - CDBG Administrative Costs-EDA	21A		\$1,504.53
2014	44	5594	5893551	1.LE.42-14 - CDBG Administrative Costs-EDA	21A		\$1,661.33
2014	44	5594	5894230	1.LE.42-14 - CDBG Administrative Costs-EDA	21A		\$2,053.36
2014	44	5594	5904292	1.LE.42-14 - CDBG Administrative Costs-EDA	21A		\$2,087.21
2014	44	5594	5907220	1.LE.42-14 - CDBG Administrative Costs-EDA	21A		\$2,558.77
2014	44	5594	5909075	1.LE.42-14 - CDBG Administrative Costs-EDA	21A		\$1,544.32
2014	44	5594	5910103	1.LE.42-14 - CDBG Administrative Costs-EDA	21A		\$937.13
2014	44	5594	5912081	1.LE.42-14 - CDBG Administrative Costs-EDA	21A		\$43.59
2014	44	5594	5914825	1.LE.42-14 - CDBG Administrative Costs-EDA	21A		\$14.22
2014	44	5594	5916403	1.LE.42-14 - CDBG Administrative Costs-EDA	21A		\$3.95
2014	44	5594	5919379	1.LE.42-14 - CDBG Administrative Costs-EDA	21A		\$6.27
2014	44	5594	5922035	1.LE.42-14 - CDBG Administrative Costs-EDA	21A		\$1,184.77
2014	44	5594	5926797	1.LE.42-14 - CDBG Administrative Costs-EDA	21A		\$2,364.10
2014	44	5594	5931117	1.LE.42-14 - CDBG Administrative Costs-EDA	21A		\$2,187.52
2014	44	5594	5933424	1.LE.42-14 - CDBG Administrative Costs-EDA	21A		\$2,726.25
2014	44	5594	5936204	1.LE.42-14 - CDBG Administrative Costs-EDA	21A		\$2,706.78
2014	44	5594	5947042	1.LE.42-14 - CDBG Administrative Costs-EDA	21A		\$6,435.27
2015	8	5675	5858074	9.128-15 - CDBG Program Administration	21A		\$23,380.30
2015	8	5675	5860718	9.128-15 - CDBG Program Administration	21A		\$57,947.85
2015	8	5675	5864152	9.128-15 - CDBG Program Administration	21A		\$50,008.52
2015	8	5675	5866909	9.128-15 - CDBG Program Administration	21A		\$2,180.20
2015	8	5675	5868844	9.128-15 - CDBG Program Administration	21A		\$52,591.45
2015	8	5675	5869945	9.128-15 - CDBG Program Administration	21A		\$4,597.29
2015	8	5675	5875164	9.128-15 - CDBG Program Administration	21A		\$63,146.35
2015	8	5675	5877117	9.128-15 - CDBG Program Administration	21A		\$360.55
2015	8	5675	5880986	9.128-15 - CDBG Program Administration	21A		\$71,532.89
2015	8	5675	5887700	9.128-15 - CDBG Program Administration	21A		\$22,476.70
2015	8	5675	5888903	9.128-15 - CDBG Program Administration	21A		\$64,306.43
2015	8	5675	5893551	9.128-15 - CDBG Program Administration	21A		\$34,003.32
2015	8	5675	5894161	9.128-15 - CDBG Program Administration	21A		\$26.51
2015	8	5675	5894230	9.128-15 - CDBG Program Administration	21A		\$26,222.15
2015	8	5675	5894908	9.128-15 - CDBG Program Administration	21A		\$2,993.59
2015	8	5675	5904292	9.128-15 - CDBG Program Administration	21A		\$25,666.18
2015	8	5675	5905753	9.128-15 - CDBG Program Administration	21A		\$1,708.83
2015	8	5675	5907220	9.128-15 - CDBG Program Administration	21A		\$26,336.90
2015	8	5675	5909075	9.128-15 - CDBG Program Administration	21A		\$43,622.40
2015	8	5675	5910103	9.128-15 - CDBG Program Administration	21A		\$24,270.55
2015	8	5675	5912081	9.128-15 - CDBG Program Administration	21A		\$119,738.43
2015	8	5675	5912661	9.128-15 - CDBG Program Administration	21A		\$21,156.44
2015	8	5675	5912726	9.128-15 - CDBG Program Administration	21A		\$303.81
2015	8	5675	5914825	9.128-15 - CDBG Program Administration	21A		\$6,215.44
2015	8	5675	5916403	9.128-15 - CDBG Program Administration	21A		\$5,491.94
2015	8	5675	5919379	9.128-15 - CDBG Program Administration	21A		\$1,871.84
2015	8	5675	5922027	9.128-15 - CDBG Program Administration	21A		\$81,179.70
2015	8	5675	5926342	9.128-15 - CDBG Program Administration	21A		\$9,336.63



Office of Community Planning and Development
U.S. Department of Housing and Urban Development
Integrated Disbursement and Information System
PR26 - CDBG Financial Summary Report
Program Year 2015
RIVERSIDE COUNTY , CA

DATE: 08-26-16
TIME: 13:34
PAGE: 14

Plan Year	IDIS Project	IDIS Activity	Voucher Number	Activity Name	Matrix Code	National Objective	Drawn Amount
2015	8	5675	5926780	9.128-15 - CDBG Program Administration	21A		\$30,424.54
2015	8	5675	5927898	9.128-15 - CDBG Program Administration	21A		\$876.82
2015	8	5675	5931121	9.128-15 - CDBG Program Administration	21A		\$73,979.08
2015	8	5675	5933430	9.128-15 - CDBG Program Administration	21A		\$43,618.98
2015	8	5675	5934585	9.128-15 - CDBG Program Administration	21A		\$505.62
2015	8	5675	5935078	9.128-15 - CDBG Program Administration	21A		\$2,113.74
2015	8	5675	5936207	9.128-15 - CDBG Program Administration	21A		\$33,505.69
2015	8	5675	5937967	9.128-15 - CDBG Program Administration	21A		\$5,061.44
2015	8	5675	5938518	9.128-15 - CDBG Program Administration	21A		\$1,761.78
2015	8	5675	5938927	9.128-15 - CDBG Program Administration	21A		\$476.12
2015	8	5675	5938930	9.128-15 - CDBG Program Administration	21A		\$111,074.77
2015	8	5675	5947061	9.128-15 - CDBG Program Administration	21A		\$12,068.76
2015	8	5675	5949299	9.128-15 - CDBG Program Administration	21A		\$559.08
2015	61	5758	5927901	1.LE.48-15 - CDBG Administrative Cost - Lake Elsinore	21A		\$5,224.33
2015	103	5787	5894330	9.135-15 - CDBG Program Administration-20%PI	21A		\$1,206.88
2015	103	5787	5904283	9.135-15 - CDBG Program Administration-20%PI	21A		\$4,791.72
2015	103	5787	5934508	9.135-15 - CDBG Program Administration-20%PI	21A		\$6,680.82
2015	103	5787	5943401	9.135-15 - CDBG Program Administration-20%PI	21A		\$610.12
2015	103	5787	5947061	9.135-15 - CDBG Program Administration-20%PI	21A		\$801.61
					21A	Matrix Code	\$1,714,806.82
2014	6	5555	5841333	9.115-14 - Fair Housing Program Administration (2014)	21D		\$124.41
2015	9	5676	5860235	9.129-15 - Fair Housing Program Administration	21D		\$30,121.93
2015	9	5676	5866909	9.129-15 - Fair Housing Program Administration	21D		\$10,568.82
2015	9	5676	5877117	9.129-15 - Fair Housing Program Administration	21D		\$9,743.77
2015	9	5676	5888927	9.129-15 - Fair Housing Program Administration	21D		\$13,386.07
2015	9	5676	5894155	9.129-15 - Fair Housing Program Administration	21D		\$10,679.58
2015	9	5676	5904334	9.129-15 - Fair Housing Program Administration	21D		\$10,152.94
2015	9	5676	5913609	9.129-15 - Fair Housing Program Administration	21D		\$13,551.93
2015	9	5676	5924274	9.129-15 - Fair Housing Program Administration	21D		\$11,373.66
2015	9	5676	5937965	9.129-15 - Fair Housing Program Administration	21D		\$25,212.07
					21D	Matrix Code	\$134,915.18
Total							\$1,849,722.00

U.S. Department of Housing and Urban Development
Office of Community Planning and Development

OMB Approval No. 2506-0171
(exp. 12/31/2012)

[illegible]

[illegible]

Public reporting burden for this collection of information is estimated to average 45 minutes per response, including the time for reviewing instructions, searching existing data sources, gathering and maintaining the data needed, and completing and reviewing the collection of information. This agency may not conduct or sponsor, and a person is not required to respond to, a collection of information unless that collection displays a valid OMB control number.

The HOME statute imposes a significant number of data collection and reporting requirements. This includes information on assisted properties, on the owners or tenants of the properties, and on other programmatic areas. The information will be used: 1) to assist HOME participants in managing their programs; 2) to track performance of participants in meeting fund commitment and expenditure deadlines; 3) to permit HUD to determine whether each participant meets the HOME statutory income targeting and affordability requirements; and 4) to permit HUD to determine compliance with other statutory and regulatory program requirements. This data collection is authorized under Title II of the Cranston-Gonzalez National Affordable Housing Act or related authorities. Access to Federal grant funds is contingent on the reporting of certain project-specific data elements. Records of information collected will be maintained by the recipients of the assistance. Information on activities and expenditures of grant funds is public information and is generally available for disclosure. Recipients are responsible for ensuring confidentiality when public disclosure is not required.

Instructions for the HOME Match Report

Applicability:

The HOME Match Report is part of the HOME APR and must be filled out by every participating jurisdiction that incurred a match liability. Match liability occurs when FY 1993 funds (or subsequent year funds) are drawn down from the U.S. Treasury for HOME projects. A Participating Jurisdiction (PJ) may start counting match contributions as of the beginning of Federal Fiscal Year 1993 (October 1, 1992). A jurisdiction not required to submit this report, either because it did not incur any match or because it had a full match reduction, may submit a HOME Match Report if it wishes. The match would count as excess match that is carried over to subsequent years. The match reported on this form must have been contributed during the reporting period (between October 1 and September 30).

Timing:

This form is to be submitted as part of the HOME APR on or before December 31. The original is sent to the HUD Field Office. One copy is sent to the

Office of Affordable Housing Programs, CGHF
Room 7176, HUD, 451 7th Street, S.W.
Washington, D.C. 20410.

The participating jurisdiction also keeps a copy.

Instructions for Part II:

1. **Excess match from prior Federal fiscal year:** Excess match carried over from prior Federal fiscal year.
2. **Match contributed during current Federal fiscal year:** The total amount of match contributions for all projects listed under Part III in column 9 for the Federal fiscal year.

3. **Total match available for current Federal fiscal year:** The sum of excess match carried over from the prior Federal fiscal year (Part II, line 1) and the total match contribution for the current Federal fiscal year (Part II, line 2). This sum is the total match available for the Federal fiscal year.

4. **Match liability for current Federal fiscal year:** The amount of match liability is available from HUD and is provided periodically to PJs. The match must be provided in the current year. The amount of match that must be provided is based on the amount of HOME funds drawn from the U.S. Treasury for HOME projects. The amount of match required equals 25% of the amount drawn down for HOME projects during the Federal fiscal year. Excess match may be carried over and used to meet match liability for subsequent years (see Part II line 5). Funds drawn down for administrative costs, CHDO operating expenses, and CHDO capacity building do not have to be matched. Funds drawn down for CHDO seed money and/or technical assistance loans do not have to be matched if the project does not go forward. A jurisdiction is allowed to get a partial reduction (50%) of match if it meets one of two statutory distress criteria, indicating "fiscal distress," or else a full reduction (100%) of match if it meets both criteria, indicating "severe fiscal distress." The two criteria are poverty rate (must be equal to or greater than 125% of the average national family poverty rate to qualify for a reduction) and per capita income (must be less than 75% of the national average per capita income to qualify for a reduction). In addition, a jurisdiction can get a full reduction if it is declared a disaster area under the Robert T. Stafford Disaster Relief and Emergency Act.

5. **Excess match carried over to next Federal fiscal year:** The total match available for the current Federal fiscal year (Part II, line 3) minus the match liability for the current Federal fiscal year (Part II, line 4). Excess match may be carried over and applied to future HOME project match liability.

Instructions for Part III:

1. **Project No. or Other ID: "Project number"** is assigned by the C/MI System when the PJ makes a project setup call. These projects involve at least some Treasury funds. If the HOME project does not involve Treasury funds, it must be identified with "other ID" as follows: the fiscal year (last two digits only), followed by a number (starting from "01" for the first non-Treasury-funded project of the fiscal year), and then at least one of the following abbreviations: "SF" for project using shortfall funds, "PI" for projects using program income, and "NON" for non-HOME-assisted affordable housing. Example: 93.01.SF, 93.02.PI, 93.03.NON, etc.

Shortfall funds are non-HOME funds used to make up the difference between the participation threshold and the amount of HOME funds allocated to the PJ; the participation threshold requirement applies only in the PJ's first year of eligibility. [§92.102]

Program income (also called "repayment income") is any return on the investment of HOME funds. This income must be deposited in the jurisdiction's HOME account to be used for HOME projects. [§92.503(b)]

Non-HOME-assisted affordable housing is investment in housing not assisted by HOME funds that would qualify as "affordable housing" under the HOME Program definitions. "NON" funds must be contributed to a specific project; it is not sufficient to make a contribution to an entity engaged in developing affordable housing. [§92.219(b)]

2. **Date of Contribution:** Enter the date of contribution. Multiple entries may be made on a single line as long as the contributions were made during the current fiscal year. In such cases, if the contributions were made at different dates during the year, enter the date of the last contribution.

3. **Cash:** Cash contributions from non-Federal resources. This means the funds are contributed permanently to the HOME Program regardless of the form of investment the jurisdiction provides to a project. Therefore all repayment, interest, or other return on investment of the contribution must be deposited in the PJ's HOME account to be used for HOME projects. The PJ, non-Federal public entities (State/local governments), private entities, and individuals can make contributions. The grant equivalent of a below-market interest rate loan to the project is eligible when the loan is not repayable to the PJ's HOME account. [§92.220(a)(1)] In addition, a cash contribution can count as match if it is used for eligible costs defined under §92.206 (except administrative costs and CHDO operating expenses) or under §92.209, or for the following non-eligible costs: the value of non-Federal funds used to remove and relocate ECHO units to accommodate eligible tenants, a project reserve account for re-placements, a project reserve account for unanticipated increases in operating costs, operating subsidies, or costs relating to the portion of a mixed-income or mixed-use project not related to the affordable housing units. [§92.219(c)]

4. **Foregone Taxes, Fees, Charges:** Taxes, fees, and charges that are normally and customarily charged but have been waived, foregone, or deferred in a manner that achieves affordability of the HOME-assisted housing. This includes State tax credits for low-income housing development. The amount of real estate taxes may be based on the

post-improvement property value. For those taxes, fees, or charges given for future years, the value is the present discounted cash value. [§92.220(a)(2)]

5. **Appraised Land/Real Property:** The appraised value, before the HOME assistance is provided and minus any debt burden, lien, or other encumbrance, of land or other real property, not acquired with Federal resources. The appraisal must be made by an independent, certified appraiser. [§92.220(a)(3)]

6. **Required Infrastructure:** The cost of investment, not made with Federal resources, in on-site and off-site infrastructure directly required for HOME-assisted affordable housing. The infrastructure must have been completed no earlier than 12 months before HOME funds were committed. [§92.220(a)(4)]

7. **Site preparation, Construction materials, Donated labor:** The reasonable value of any site-preparation and construction materials, not acquired with Federal resources, and any donated or voluntary labor (see §92.354(b)) in connection with the site-preparation for, or construction or rehabilitation of, affordable housing. The value of site-preparation and construction materials is determined in accordance with the PJ's cost estimate procedures. The value of donated or voluntary labor is determined by a single rate ("labor rate") to be published annually in the Notice Of Funding Availability (NOFA) for the HOME Program. [§92.220(6)]

8. **Bond Financing:** Multifamily and single-family project bond financing must be validly issued by a State or local government (or an agency, instrumentality, or political subdivision thereof). 50% of a loan from bond proceeds made to a multifamily affordable housing project owner can count as match. 25% of a loan from bond proceeds made to a single-family affordable housing project owner can count as match. Loans from all bond proceeds, including excess bond match from prior years, may not exceed 25% of a PJ's total annual match contribution. [§92.220(a)(5)] The amount in excess of the 25% cap for bonds may carry over, and the excess will count as part of the statutory limit of up to 25% per year. Requirements regarding

bond financing as an eligible source of match will be available upon publication of the implementing regulation early in FY 1994.

9. **Total Match:** Total of items 3 through 8. This is the total match contribution for each project identified in item 1.

Ineligible forms of match include:

1. Contributions made with or derived from Federal resources e.g. CDBG funds [§92.220(b)(1)]
2. Interest rate subsidy attributable to the Federal tax-exemption on financing or the value attributable to Federal tax credits [§92.220(b)(2)]
3. Contributions from builders, contractors or investors, including owner equity, involved with HOME-assisted projects. [§92.220(b)(3)]
4. Sweat equity [§92.220(b)(4)]
5. Contributions from applicants/recipients of HOME assistance [§92.220(b)(5)]
6. Fees/charges that are associated with the HOME Program only, rather than normally and customarily charged on all transactions or projects [§92.220(a)(2)]
7. Administrative costs

APPENDIX B

CDBG Activity Summary Report - PR03



U.S. Department of Housing and Urban Development
Office of Community Planning and Development
Integrated Disbursement and Information System
CDBG Activity Summary Report (GPR) for Program Year 2015
RIVERSIDE COUNTY

Date: 16-Aug-2016
Time: 19:59
Page: 1

PGM Year:	2010
Project:	0102 - City of Murrieta
IDIS Activity:	4991 - 3.MR.16-10 - Pedestrian Safety Enhancements (2010-2011) Phase II

Status:	Completed 6/30/2016 12:00:00 AM	Objective:	Create suitable living environments
Location:	24601 Jefferson Avenue Murrieta, CA 92562	Outcome:	Availability/accessibility
		Matrix Code:	Public Facilities and Improvement (General) (03)
		National Objective:	LMC

Initial Funding Date: 10/26/2010

Description:

Funding \$328,662. CDBG funds will be used to enhance pedestrian safety by installing new and upgrading existing pedestrian ramp facilities to meet ADA requirements throughout the city.

Financing

	Fund Type	Grant Year	Grant	Funded Amount	Drawn In Program Year	Drawn Thru Program Year
CDBG	EN	Pre-2015		\$239,405.68	\$0.00	\$0.00
		2010	B10UC060506		\$0.00	\$20,468.20
		2011	B11UC060506		\$0.00	\$8,064.89
		2012	B12UC060506		\$0.00	\$2,013.69
		2013	B13UC060506		\$0.00	\$193,154.22
		2014	B14UC060506		\$15,704.68	\$15,704.68
Total	Total			\$239,405.68	\$15,704.68	\$239,405.68

Proposed Accomplishments

People (General) : 5,856

Actual Accomplishments

Number assisted:

	Owner		Renter		Total		Person	
	Total	Hispanic	Total	Hispanic	Total	Hispanic	Total	Hispanic
White:	0	0	0	0	0	0	4,845	921
Black/African American:	0	0	0	0	0	0	159	0
Asian:	0	0	0	0	0	0	155	0
American Indian/Alaskan Native:	0	0	0	0	0	0	58	0
Native Hawaiian/Other Pacific Islander:	0	0	0	0	0	0	8	0
American Indian/Alaskan Native & White:	0	0	0	0	0	0	0	0
Asian White:	0	0	0	0	0	0	0	0
Black/African American & White:	0	0	0	0	0	0	0	0
American Indian/Alaskan Native & Black/African American:	0	0	0	0	0	0	0	0
Other multi-racial:	0	0	0	0	0	0	631	0
Asian/Pacific Islander:	0	0	0	0	0	0	0	0

Hispanic:	0	0	0	0	0	0	0	0
Total:	0	0	0	0	0	0	5,856	921

Female-headed Households:	0		0		0			
---------------------------	---	--	---	--	---	--	--	--

Income Category:

	Owner	Renter	Total	Person
Extremely Low	0	0	0	0
Low Mod	0	0	0	5,856
Moderate	0	0	0	0
Non Low Moderate	0	0	0	0
Total	0	0	0	5,856
Percent Low/Mod				100.0%

Annual Accomplishments

Years	Accomplishment Narrative	# Benefitting
2010	The project is currently in the design phase of the project. The project will include construction of 40 additional ADA compliant pedestrian ramps throughout the city of Murrieta for the purpose of creating a sustainable living environment.	
2011	The project is currently in the design phase of the project. The project will include construction of 40 additional ADA compliant pedestrian ramps throughout the city of Murrieta for the purpose of creating a sustainable living environment.	
2012	6/26/13, The project is currently in the design phase. The bid process is scheduled for August 2013 with construction to begin sometime in November of 2013. The project will include construction of 40 additional ADA compliant pedestrian ramps throughout the city of Murrieta for the purpose of creating new access to a sustainable living environment.	
2013	Project underway. The project's design phase is currently complete, project has been bid out and contract was awarded to the lowest bidder. Construction will begin on this project in August of 2014 with a anticipated completion date by the end of 2014.	
2014	Construction of project is currently complete. City of Murrieta has submitted request for reimbursement for project payment to contractor. All certified payroll has been submitted. The project included construction of additional ADA compliant pedestrian ramps throughout the city of Murrieta for the purpose of creating new access to a sustainable living environment. Pending final draw and reprogramming of any remaining funds	
2015	7/21/16 year-end cleanup, per City request reprog remaining unused funds \$89,256.32 to idis#5762, funding reduced to \$239,405.68. Construction of project is currently complete. City of Murrieta has submitted request for reimbursement for project payment to contractor. All certified payroll has been submitted. The project included construction of additional ADA compliant pedestrian ramps throughout the city of Murrieta for the purpose of creating new access to a sustainable living environment. Pending final draw. The City of Murrieta will be reprogramming remaining funds to current capital project.	

PGM Year:	2011
Project:	0095 - City of Murrieta- Murrieta Senior Center Expansion
IDIS Activity:	5197 - 3.MR.23-11 - Murrieta Senior Center Expansion Project

Status:	Open	Objective:	Create suitable living environments	
Location:	41717 Juniper St Murrieta, CA 92562-6265	Outcome:	Sustainability	
		Matrix Code:	Senior Centers (03A)	National Objective: LMC

Initial Funding Date: 10/20/2011

Description:

CDBG funds will be used for the costs associated with the design of the Senior Center Expansion Project.

Financing

	Fund Type	Grant Year	Grant	Funded Amount	Drawn In Program Year	Drawn Thru Program Year
CDBG	EN	Pre-2015		\$453,677.70	\$0.00	\$0.00
		2011	B11UC060506		\$0.00	\$27,249.26
		2012	B12UC060506		\$0.00	\$17,738.50
		2013	B13UC060506		\$0.00	\$6,974.79
		2014	B14UC060506		\$377,722.02	\$377,722.02
Total	Total			\$453,677.70	\$377,722.02	\$429,684.57

Proposed Accomplishments

Public Facilities : 1

Actual Accomplishments

Number assisted:

	Owner		Renter		Total		Person	
	Total	Hispanic	Total	Hispanic	Total	Hispanic	Total	Hispanic
White:	0	0	0	0	0	0	0	0
Black/African American:	0	0	0	0	0	0	0	0
Asian:	0	0	0	0	0	0	0	0
American Indian/Alaskan Native:	0	0	0	0	0	0	0	0
Native Hawaiian/Other Pacific Islander:	0	0	0	0	0	0	0	0
American Indian/Alaskan Native & White:	0	0	0	0	0	0	0	0
Asian White:	0	0	0	0	0	0	0	0
Black/African American & White:	0	0	0	0	0	0	0	0
American Indian/Alaskan Native & Black/African American:	0	0	0	0	0	0	0	0
Other multi-racial:	0	0	0	0	0	0	0	0
Asian/Pacific Islander:	0	0	0	0	0	0	0	0
Hispanic:	0	0	0	0	0	0	0	0
Total:	0	0	0	0	0	0	0	0
Female-headed Households:	0		0		0			

Income Category:

	Owner	Renter	Total	Person
Extremely Low	0	0	0	0
Low Mod	0	0	0	0
Moderate	0	0	0	0
Non Low Moderate	0	0	0	0
Total	0	0	0	0
Percent Low/Mod				

Annual Accomplishments

Years	Accomplishment Narrative	# Benefitting
2011	Propose to serve 5,856 seniors in the Murrieta area. 2011 funding \$225,037. 2/15/11 reprog increase \$228,558.22 (\$72,431.39 from idis#4275 & \$156,126.83 from idis#4796), funding increased to \$453,595.22. 7/16/12 year end clean-up reporg \$82.48 from idis#5196, funding increased to \$453,677.70.The City of Murrieta will use CDBG funds to expand their existing senior center to include a fitness room. The city has currently selected a design firm to begin the design phase of the project. This project is 0% complete at this time.	
2012	The design phase for this project is currently complete. The City has had to delay this project due to funding issues. The City plans on going out to bid in September 2013, awarding a contract, and is projecting a project completion date early 2014.	

2013 Project Underway. The design portion of the project is complete. The City has had to push back the start date for construction due to funding. The City anticipates going out to bid before the end of 2014.

2014 The City of Murrieta has bid out the project however due to several bid protest the City Council decided to re-bid the project. The new bid is set to open the end of July 2015. With construction to begin fall of 2015.

2015 The City of Murrieta has completed the first phase of the senior center expansion which included an 3,600 square foot addition to include a new workout gym area and new roof. The City of Murrieta is currently completing bid documents and specifications for Phase II of the project which will include new paint, flooring and window treatments. Anticipated bid date will be July 2016 with project to start fall of 2016.

PGM Year: 2011

Project: 0104 - Good Hope Elementary School Sidewalk Project

IDIS Activity: 5206 - 9.76-11 - Good Hope Elementary School Sidewalk Project

Status: Completed 11/10/2015 12:00:00 AM Objective: Create suitable living environments

Location: 24050 Theda St Perris, CA 92570-7526 Outcome: Sustainability

Matrix Code: Public Facilities and Improvement National Objective: LMA (General) (03)

Initial Funding Date: 10/26/2011

Description:

CDBG funds will be used by the County of Riverside for the design, engineering, and construction of sidewalks, curbs, and gutters in the vicinity of the Good Hope Elementary School.

Financing

	Fund Type	Grant Year	Grant	Funded Amount	Drawn In Program Year	Drawn Thru Program Year
CDBG	EN	Pre-2015		\$530,879.59	\$0.00	\$0.00
		2010	B10UC060506		\$0.00	\$69,020.13
		2011	B11UC060506		\$0.00	\$65,318.12
		2012	B12UC060506		\$0.00	\$63,225.93
		2013	B13UC060506		\$80,003.39	\$301,122.77
		2014	B14UC060506		\$32,192.64	\$32,192.64
	PI			\$4,862.50	\$0.00	\$4,862.50
Total	Total			\$535,742.09	\$112,196.03	\$535,742.09

Proposed Accomplishments

People (General) : 4,276

Total Population in Service Area: 4,276

Census Tract Percent Low / Mod: 59.90

Annual Accomplishments

Years	Accomplishment Narrative	# Benefitting
2011	10/26/11 reprog increase \$500,000 (\$257,853.48 from idis#4422, \$131,213 from idis#4731, \$110,933.52 from idis#4922), funding increased to \$500,000. Good Hope Elementary School Sidewalk project design phase is 50% complete with the right-a-way acquisition currently underway. The purpose of this project is to create a suitable living environment by providing new access to a safe way to travel to school. Construction is scheduled for late January 2012 pending additional funding from the State. The project will consist of approximately 3000 linear feet of improvements along the south-side of Ellis Street, east and west of Theda Street.	
2012	The design and engineering for the construction of sidewalks, curbs, and gutters at the Good Hope Elementary School is 90% complete. The project will consist of approximately 3000 linear feet of improvements along the south-side of Ellis Street, east and west of Theda Street. The improvements will provide safe access for children and residents in the low-moderate income community for the purpose of creating a sustainable environment. Completion of the construction is scheduled for June 2014. Leverage funding is from a State Grant.	

2013 3/10/14 reprog \$33,459.99 from idis#5443, funding increased to \$533,459.99. 4/18/14 reprog \$30,000 from idis#5443, funding increased to \$563,459.99. 5/14/14 increase PI \$4,862.50 decrease EN \$4,862.50, funding remains the same. The County of Riverside Real Property has settled the right-a-way possession for 6 out of 8 properties for the purpose of providing a safe sidewalk passage for students to school. The additional two properties will be granted by the courts July 1, 2014. Design for the sidewalk is 99% complete. A turn-a- bout was added to the project design to allow a more effective traffic flow. TLMA will begin construction in last summer 2014 and have work completed prior to end of 2014. The project will consist of approximately 3000 linear feet of improvements along the south-side of Ellis Street, east and west of Theda Street. Leverage funding is received from a State grant.

2014 9/24/14 reprog \$8,805 from idis#5444, funding increased to \$572,264.99. The County of Riverside Real Property Division and Department of Transportation have completed the sidewalk, curb, and gutter project for the purpose of providing a safe sidewalk passage for students walking to school. A turn-a-bout was added to the project design to allow a more effective traffic flow. The project will consisted of approximately 3000 linear feet of improvements along the south-side of Ellis Street, east and west of Theda Street. Leverage funding was received from a State grant. Pending final reimbursement request to be received from TLMA to close project.

2015 10/27/15, final reimbursement request is being processed. Reprog unused amount \$36,522.90 to idis#5777, funding reduced to \$535,742.09. The County of Riverside Real Property Division and Department of Transportation have completed the sidewalk, curb, and gutter project for the purpose of providing a safe sidewalk passage for students walking to school. A turn-a-bout was added to the project design to allow a more effective traffic flow. The project will consisted of approximately 3000 linear feet of improvements along the south-side of Ellis Street, east and west of Theda Street. Leverage funding was received from a State grant. As of 11/2/15 a final reimbursement request is pending from the Transportation Department for final payment. Total project cost \$535,742.09 Final draw completed.

PGM Year: 2012
Project: 0062 - Coachella Valley Unified School District (CVUSD)
IDIS Activity: 5334 - 4.126-12 - Oasis Elementary School Playground Improvement Project

Status: Completed 4/26/2016 12:00:00 AM Objective: Create suitable living environments
Location: 87225 Church St 88-175 Avenue 74, Thermal Thermal, CA Outcome: Availability/accessibility
92274-8901 Matrix Code: Parks, Recreational Facilities (03F) National Objective: LMA

Initial Funding Date: 10/24/2012

Description:

CDBG funds will be used to install bleachers, shade structures, drinking fountains, and other improvements at the Oasis Elementary School, which serves the low-moderate income areas of Thermal and Oasis. These upgrades will allow CVUSD to meet safety standards and provide members of these communities with access to recreational facilities.

Financing

	Fund Type	Grant Year	Grant	Funded Amount	Drawn In Program Year	Drawn Thru Program Year
CDBG	EN	Pre-2015		\$142,004.62	\$0.00	\$0.00
		2012	B12UC060506		\$0.00	\$223.46
		2013	B13UC060506		\$0.00	\$8,378.25
		2014	B14UC060506		\$133,402.91	\$133,402.91
Total	Total			\$142,004.62	\$133,402.91	\$142,004.62

Proposed Accomplishments

Public Facilities : 1
Total Population in Service Area: 4,892
Census Tract Percent Low / Mod: 80.90

Annual Accomplishments

Years	Accomplishment Narrative	# Benefitting
-------	--------------------------	---------------

2012	12/10/12 reprog \$95,000 (\$45,000 from idis#5157 and \$45,000 from idis#5158) funding increased to \$203,434. 4/23/13 reprog \$40,304 to idis#5157, funding decreased to \$163,130. 6/26/13 reprog \$109,611.94 from (\$92,142.64 idis#4785, \$2,049.54 idis#5159, \$5 idis#5166, \$15,414.76 idis#5283)funding increased to \$272,741.94. project underway. The Coachella Valley Unified School District's 2012 project is currently in the environmental review process. According to FEMA maps, it appears as though the project site is located in a flood zone. The County is awaiting additional information from the Coachella Valley Unified School District to make a final determination. Additionally, an 8 step review process may need to be completed if it is determined the project site is located in a flood zone.				
2013	3/31/14 \$1,650.34 reprogrammed from idis#5335, funding increased to \$274,392.28. 5/15/14 reprog \$7,044.81 (\$4,900.06 from idis#5338 and \$2,144.75 from idis#5339) funding increased to \$281,437.09. 5/15/14 reprog \$62,421 (\$60,000 to idis#5527 and \$2,421 to idis#5487) funding reduced to \$219,016.09. CDBG Project underway. The Coachella Valley Unified School District (CVUSD) is proposing to utilize CDBG funds to purchase and install two shade structures over their playground equipment at the Oasis Elementary School. Summer temperatures in the Coachella Valley can meet 120 degrees and these structures are important for the health and safety of children utilizing the equipment during the hot summer months. Due to the fact that the project is located in a flood zone, as mapped by FEMA, an 8 step review was completed, along with the required environmental review. As a result of the 8 step review, it was determined that there was no practical alternate to the proposed project, and flood impact was mitigated during the original construction of the school site. The CDBG Project is currently at 10 percent completion. Sponsor issued an RFP for architectural services and proposals were due the end of April 2014. The CVUSD is currently in the process of entering into an agreement for architectural services. Once plans are approved by the Division of State Architects (DSA), the CVUSD will issue RFPs for a Project Inspector and Testing Lab. At this time the CVUSD estimates that the project timeline is as follows: Preliminary Design-1 week/District's Approval-1 week/Construction Documents (prepared for DSA)-1 week/DSA Review-2-3 months/Bidding-1 month				
2014	9/15/14 reprog \$40,000 to idis#5527, funding reduced to \$179,016.09. 10/28/14 reprog remaining unused \$70,582.09 to idis#5628, funding reduced to \$108,434. CDBG Project underway. The Coachella Valley Unified School District (CVUSD) is proposing to utilize CDBG funds to purchase and install two shade structures over their playground equipment at the Oasis Elementary School. Summer temperatures in the Coachella Valley can meet 120 degrees and these structures are important for the health and safety of children utilizing the equipment during the hot summer months.				
2015	6/24/15 CDBG Project underway. The Coachella Valley Unified School District (CVUSD) is proposing to utilize CDBG funds to purchase and install two shade structures over their playground equipment at the Oasis Elementary School. Summer temperatures in the Coachella Valley can meet 120 degrees and these structures are important for the health and safety of children utilizing the equipment during the hot summer months. Due to the fact that the project is located in a flood zone, as mapped by FEMA, an 8 step review was completed, along with the required environmental review. As a result of the 8 step review, it was determined that there was no practical alternate to the proposed project, and flood impact was mitigated during the original construction of the school site. The CDBG Project is currently at 20 percent completion. Sponsor issued an RFP for architectural services and proposals were due the end of April 2014. The CVUSD entered into an agreement for architectural services. Plans are currently in the approval process with the Division of State Architects (DSA). Once the plans are approved, the CVUSD will issue a RFP for a Project Inspector and Testing Lab. Construction was originally anticipated to begin in September 2014. However, due to project delays it is now anticipated that construction of the project will commence in July 2015. To date, there is no public benefit to report. 3/16/16 reprog \$70.62 from idis#5626, funding increased to \$108,504.62. 3/29/16 reprog \$33,500 from idis#5737, funding increased to \$142,004.62. CDBG Project Complete. The Coachella Valley Unified School District (CVUSD) utilized CDBG funds to purchase and install two shade structures over their playground equipment at the Oasis Elementary School. Seeing as how the low-income community of Oasis does not have a park, the school is one of the few recreational sites available to this low- to moderate-income community. Summer temperatures in the Coachella Valley can meet 120 degrees and these structures are important for the health and safety of children utilizing the equipment during the hot summer months.				
PGM Year: 2012					
Project: 0082 - City of Eastvale					
IDIS Activity: 5354 - 2.EV.02-12 - Repair and Addition of Sidewalks					
Status:	Open		Objective:	Create suitable living environments	
Location:	6080 Hamner Ave Ste 103 Eastvale, CA 91752-3663		Outcome:	Availability/accessibility	
			Matrix Code:	Sidewalks (03L)	National Objective: LMC
Initial Funding Date: 10/25/2012					
Description:					

The City of Eastvale will use CDBG funds to enhance pedestrian safety by installing new and upgrading existing pedestrian sidewalk ramps to meet ADA requirements throughout the city. The project will include the installation of 20 ADA compliant pedestrian ramps.

Financing

	Fund Type	Grant Year	Grant	Funded Amount	Drawn In Program Year	Drawn Thru Program Year
CDBG	EN	Pre-2015		\$163,733.00	\$0.00	\$0.00
		2012	B12UC060506		\$0.00	\$3,383.75
		2013	B13UC060506		\$0.00	\$19,439.74
Total	Total			\$163,733.00	\$0.00	\$22,823.49

Proposed Accomplishments

People (General) : 100

Actual Accomplishments

Number assisted:

	Owner		Renter		Total		Person	
	Total	Hispanic	Total	Hispanic	Total	Hispanic	Total	Hispanic
White:	0	0	0	0	0	0		0
Black/African American:	0	0	0	0	0	0	0	0
Asian:	0	0	0	0	0	0	0	0
American Indian/Alaskan Native:	0	0	0	0	0	0	0	0
Native Hawaiian/Other Pacific Islander:	0	0	0	0	0	0	0	0
American Indian/Alaskan Native & White:	0	0	0	0	0	0	0	0
Asian White:	0	0	0	0	0	0	0	0
Black/African American & White:	0	0	0	0	0	0	0	0
American Indian/Alaskan Native & Black/African American:	0	0	0	0	0	0	0	0
Other multi-racial:	0	0	0	0	0	0	0	0
Asian/Pacific Islander:	0	0	0	0	0	0	0	0
Hispanic:	0	0	0	0	0	0	0	0
Total:	0	0	0	0	0	0	0	0
Female-headed Households:	0		0		0			

Income Category:

	Owner	Renter	Total	Person
Extremely Low	0	0	0	0
Low Mod	0	0	0	0
Moderate	0	0	0	0
Non Low Moderate	0	0	0	0
Total	0	0	0	0
Percent Low/Mod				

Annual Accomplishments

Years	Accomplishment Narrative	# Benefitting
2012	6/26/13, the project is currently in the design phase. The bid for construction services will be going out sometime in the summer of 2013 with completion of the project anticipated to be before the end of 2013.	
2013	Project is currently underway in the design phase. The City will be going out to bid and start construction by the end of 2014.	

2014

Project underway. The project was bid out improperly so CDBG funds cannot be used for the construction portion of the project. CDBG funds will be used for soft costs only, staff time and materials.

2015

The project was bid out improperly so CDBG funds cannot be used for the construction portion of the project. CDBG funds will be used for soft costs only, staff time and materials.

PGM Year:

2012

Project:

0093 - City of Murrieta

IDIS Activity:

5365 - 3.MR.28-12 - Murrieta Senior Center Expansion

Status:

Open

Objective:

Create suitable living environments

Location:

41717 Juniper St Murrieta, CA 92562-6265

Outcome:

Availability/accessibility

Matrix Code:

Senior Centers (03A)

National Objective:

LMC

Initial Funding Date:

10/29/2012

Description:

The City will use CDBG funds for the design and construction of an expansion to their senior center facility. The 900 square foot expansion will include a new fitness center.

Financing

	Fund Type	Grant Year	Grant	Funded Amount	Drawn In Program Year	Drawn Thru Program Year
CDBG	EN	Pre-2015		\$310,707.00	\$0.00	\$0.00
Total	Total			\$310,707.00	\$0.00	\$0.00

Proposed Accomplishments

Public Facilities : 1

Actual Accomplishments

Number assisted:

	Owner		Renter		Total		Person	
	Total	Hispanic	Total	Hispanic	Total	Hispanic	Total	Hispanic
White:	0	0	0	0	0	0		0
Black/African American:	0	0	0	0	0	0	0	0
Asian:	0	0	0	0	0	0	0	0
American Indian/Alaskan Native:	0	0	0	0	0	0	0	0
Native Hawaiian/Other Pacific Islander:	0	0	0	0	0	0	0	0
American Indian/Alaskan Native & White:	0	0	0	0	0	0	0	0
Asian White:	0	0	0	0	0	0	0	0
Black/African American & White:	0	0	0	0	0	0	0	0
American Indian/Alaskan Native & Black/African American:	0	0	0	0	0	0	0	0
Other multi-racial:	0	0	0	0	0	0	0	0
Asian/Pacific Islander:	0	0	0	0	0	0	0	0
Hispanic:	0	0	0	0	0	0	0	0
Total:	0	0	0	0	0	0	0	0

Female-headed Households:	0		0		0	
Income Category:						
	Owner	Renter	Total	Person		
Extremely Low	0	0	0	0		

Low Mod	0	0	0	0
Moderate	0	0	0	0
Non Low Moderate	0	0	0	0
Total	0	0	0	0
Percent Low/Mod				

Annual Accomplishments

Years	Accomplishment Narrative	# Benefitting
2012	6/26/13, project underway. The design portion of the project is complete. The City has had to push back the start date for construction due to funding but anticipates going out to bid by September 2013 and completing the project early 2014.	
2013	Project underway. The design portion of the project is complete. The City has had to push back the start date for construction due to funding. The City anticipates going out to bid before the end of 2014.	
2014	4/13/15 remediation plan extended to: City is presently working their way through two bid protests with regard to the bid submittals and are hopeful that resolution to both will be this week and they can then move forward with the agenda report to award the contract at the May 7 Council meeting. Mobilization should begin within two weeks. If awarded on May 7, construction should be completed by September/October. 6/24/15 The City of Murrieta has bid out the project however due to several bid protests the City Council decided to re-bid the project. The new bid is set to open the end of July 2015. With construction to begin fall of 2015.	
2015	The City of Murrieta will use available CDBG funds to complete a Phase II to the Senior Center expansion project. The City will make interior improvements which will include new floor, painting and window treatments. The City if currently completing the bid documents and specifications, they plan to go out to bid in July 2016 with the start of the project set for fall 2016.	

PGM Year:	2013
Project:	0037 - Riverside County Economic Development Agency
IDIS Activity:	5464 - 2.57-13 - Eddie Dee Smith Senior Center Improvement Project

Status:	Open	Objective:	Create suitable living environments
Location:	5888 Mission Blvd Riverside, CA 92509-4256	Outcome:	Sustainability
		Matrix Code:	Senior Centers (03A)
			National Objective: LMC

Initial Funding Date: 09/25/2013

Description:

CDBG funds will be used by the County for the design and construction of facility upgrades to the Eddie Dee Smith Senior Center. Improvements will include roofing, air conditioning system, energy efficiency, and other necessary improvements to the center.

Financing

	Fund Type	Grant Year	Grant	Funded Amount	Drawn In Program Year	Drawn Thru Program Year
CDBG	EN	Pre-2015		\$512,025.96	\$0.00	\$0.00
		2011	B11UC060506		\$0.00	\$6,019.06
		2012	B12UC060506		\$0.00	\$98,843.90
		2014	B14UC060506		\$81,203.43	\$81,203.43
		2015	B15UC060506	\$340,122.00	\$0.00	\$0.00
Total	Total			\$852,147.96	\$81,203.43	\$186,066.39

Proposed Accomplishments

Public Facilities : 1

Actual Accomplishments

Number assisted:	Owner		Renter		Total		Person	
	Total	Hispanic	Total	Hispanic	Total	Hispanic	Total	Hispanic

White:	0	0	0	0	0	0	0	0
Black/African American:	0	0	0	0	0	0	0	0
Asian:	0	0	0	0	0	0	0	0
American Indian/Alaskan Native:	0	0	0	0	0	0	0	0
Native Hawaiian/Other Pacific Islander:	0	0	0	0	0	0	0	0
American Indian/Alaskan Native & White:	0	0	0	0	0	0	0	0
Asian White:	0	0	0	0	0	0	0	0
Black/African American & White:	0	0	0	0	0	0	0	0
American Indian/Alaskan Native & Black/African American:	0	0	0	0	0	0	0	0
Other multi-racial:	0	0	0	0	0	0	0	0
Asian/Pacific Islander:	0	0	0	0	0	0	0	0
Hispanic:	0	0	0	0	0	0	0	0
Total:	0	0	0	0	0	0	0	0

Female-headed Households: 0 0 0

Income Category:

	Owner	Renter	Total	Person
Extremely Low	0	0	0	0
Low Mod	0	0	0	0
Moderate	0	0	0	0
Non Low Moderate	0	0	0	0
Total	0	0	0	0
Percent Low/Mod				

Annual Accomplishments

Years	Accomplishment Narrative	# Benefitting
2013	10/7/13 reprog \$111,308 from idis#5316, funding increased to \$290,051. 3/20/14 reprog \$9,418.04 to idis#4737, funding reduced to \$280,632.96. Project underway, the Center used CDBG funds for the design and construction of facility upgrades to the center. The improvements included a new roof. Pending completion of second phase and final draw for construction costs.	
2014	For the first phase the Center used CDBG funds for the design and construction of facility upgrades to the center. The improvements included a new roof. The second phase is currently under way and will include a new parking lot. The County's Transportation Department will be handling the construction of the project.	
2015	3/29/16 reprog \$571,515 (\$231,393 originally from idis#5600 (2014-2nd Dist PF Fund) to idis#5706 (2015-2nd Dist PF Fund) total combined 2014 and 2015 District PF of \$571,515 from idis#5706, funding increased to \$852,147.96. The Center used CDBG funds for the design and construction of facility upgrades to the center. The improvements included a new roof. Phase 2 of the improvements to the center are currently completed. The phase 2 improvements included a new parking lot, with County Transportation handling the construction of the project. The center will complete a Phase III of the improvement project which will include interior improvements including painting, carpet, tile.	

PGM Year:	2013
Project:	0045 - Riverside County Economic Development Agency
IDIS Activity:	5472 - 3.99-13 - Hemet Senior Center Parking Lot Expansion Site Acquisition and Improvement Project

Status:	Open	Objective:	Create suitable living environments
Location:	749 N State St Hemet, CA 92543-1402	Outcome:	Sustainability
		Matrix Code:	Senior Centers (03A)
		National Objective:	LMC

Initial Funding Date: 09/25/2013

Description:

CDBG funds will be used for the acquisition, design and construction of improvements and upgrades to the facility's parking areas to eliminate parking congestion and improve access for clients visiting the center. Improvements will include grading, paving, drainage, and striping of the 20,000 square foot parking area.

Financing

	Fund Type	Grant Year	Grant	Funded Amount	Drawn In Program Year	Drawn Thru Program Year
CDBG	EN	Pre-2015		\$995,880.00	\$0.00	\$0.00
		2011	B11UC060506		\$0.00	\$527.61
		2012	B12UC060506		\$0.00	\$294,988.01
		2013	B13UC060506		\$10,456.37	\$79,582.77
		2014	B14UC060506		\$332,713.83	\$332,713.83
	PI			\$4,120.00	\$0.00	\$4,120.00
Total	Total			\$1,000,000.00	\$343,170.20	\$711,932.22

Proposed Accomplishments

Public Facilities : 1

Actual Accomplishments

Number assisted:

	Owner		Renter		Total		Person	
	Total	Hispanic	Total	Hispanic	Total	Hispanic	Total	Hispanic
White:	0	0	0	0	0	0		0
Black/African American:	0	0	0	0	0	0	0	0
Asian:	0	0	0	0	0	0	0	0
American Indian/Alaskan Native:	0	0	0	0	0	0	0	0
Native Hawaiian/Other Pacific Islander:	0	0	0	0	0	0	0	0
American Indian/Alaskan Native & White:	0	0	0	0	0	0	0	0
Asian White:	0	0	0	0	0	0	0	0
Black/African American & White:	0	0	0	0	0	0	0	0
American Indian/Alaskan Native & Black/African American:	0	0	0	0	0	0	0	0
Other multi-racial:	0	0	0	0	0	0	0	0
Asian/Pacific Islander:	0	0	0	0	0	0	0	0
Hispanic:	0	0	0	0	0	0	0	0
Total:	0	0	0	0	0	0	0	0

Female-headed Households: 0 0 0

Income Category:

	Owner	Renter	Total	Person
Extremely Low	0	0	0	0
Low Mod	0	0	0	0
Moderate	0	0	0	0
Non Low Moderate	0	0	0	0
Total	0	0	0	0
Percent Low/Mod				

Annual Accomplishments

Years	Accomplishment Narrative	# Benefitting
2013	11/13/13 project revised to include acquisition, reprogrammed \$551,937 from idis#5443, funding increased to \$700,000. 5/14/14 increase PI \$50 decrease EN \$50, funding remains the same. Project is 3% Complete. CDBG funds were used to pay for costs associated with the design of improvements and upgrades to the facility's parking areas to eliminate parking congestion and improve access for clients visiting the center. Improvements will include grading, paving, drainage, striping, and construction of the 0.91 acre of parking area.	
2014	11.17.14 increase PI/decrease EN \$4,070, funding remains the same \$700,000. 3/18/15 reprog \$300,000 from idis#5565, funding increased to \$1,000,000. To date CDBG funds were used for the design and will continue to be used for the construction of improvements and upgrades to the Hemet Regional Service Center's parking areas in an effort to eliminate parking congestion and improve access for clients visiting the center. Improvements will include grading, paving, drainage, and striping of the .91 acre parking area. The project is currently 50% complete with construction Bid Document and Specifications scheduled for approval at BOS Meeting on 7/21/15.	
2015	Underway. The project is in the final phase of completion. The parking lot is now paved and striping is pending, as well as, the installment of the light poles. Project, if all continues as it is currently, will be completed by August 2, 2016.	

PGM Year: 2013
Project: 0066 - City of Banning
IDIS Activity: 5493 - 5.BN.28-13 - Lions Park Improvement Project

Status: Completed 6/8/2016 12:00:00 AM **Objective:** Create suitable living environments
Location: 955 N Hargrave St Banning, CA 92220-2627 **Outcome:** Sustainability
Matrix Code: Parks, Recreational Facilities (03F) **National Objective:** LMA

Initial Funding Date: 09/26/2013

Description:

The City of Banning will use CDBG funds leveraged with existing funds for the design and construction of improvements to Lions Park. Improvements will be made to the parking lot, two soccer fields, and landscaping.

Financing

	Fund Type	Grant Year	Grant	Funded Amount	Drawn In Program Year	Drawn Thru Program Year
CDBG	EN	Pre-2015		\$262,651.03	\$0.00	\$0.00
		2013	B13UC060506		\$455.40	\$455.40
		2014	B14UC060506		\$262,195.63	\$262,195.63
Total	Total			\$262,651.03	\$262,651.03	\$262,651.03

Proposed Accomplishments

Public Facilities : 1
 Total Population in Service Area: 13,134
 Census Tract Percent Low / Mod: 63.10

Annual Accomplishments

Years	Accomplishment Narrative	# Benefitting
2013	2013 funding \$114,700. 10/21/13 reporg \$9,340 from idis#5454, funding increased to \$124,040. The City of Banning is currently working on the completion of the Replier Park prior to beginning the Lion's Park. The Replier park is scheduled to be completed mid July 2014 and work will begin of creating plans for the ADA pathway for the Lion's park. The City of Banning will complete plans for an ADA walkway and begin construction in the next 6 months. 7/1/14 per City request, balance of \$124,040 was reprogrammed to idis#5346 to combine funds with Park project underway in order to complete the Replier Park Project. The Lion's Park Project is currently on hold.	

2014 3/4/15 per City request project was re-opened and remaining funds from Repplier park to be reprogrammed along with playground equipment project funds. 3/4/15 reprog \$295,788.83 (\$140,739.87 from idis#5346 and \$154,927 from idis#5645), funding increased to \$295,666.87. 5/21/15 per City request reprog \$33,015.84 to idis#5346 to cover additional costs for Repplier Park Bowl, funding decreased to \$262,651.03. Project underway. The City of Banning will use CDBG funds leveraged with existing funds for the design and construction of improvements to Lions Park. Improvements will be made to the parking lot, two soccer fields, ADA ramp, and landscaping.

2015 Project Complete. The City of Banning utilized CDBG funds for the design and construction of improvements to Lions Park. Improvements were made to the parking lot, two soccer fields, ADA ramp, and landscaping. Leveraged funding was used to assist with park improvements. Improvements made will provide for greater accessibility, as required by the Americans with Disabilities Act.

PGM Year:	2013
Project:	0068 - City of Beaumont
IDIS Activity:	5495 - 5.BEA.22-13 - City of Beaumont Community Pool Renovation Project

Status:	Completed 1/26/2016 12:02:23 PM	Objective:	Create suitable living environments
Location:	985 Maple Ave City of Beaumont Beaumont, CA 92223-1903	Outcome:	Availability/accessibility
		Matrix Code:	Neighborhood Facilities (03E)
		National Objective:	LMA

Initial Funding Date: 09/26/2013

Description:

The City of Beaumont will use \$300,000 of CDBG funds to pay for costs associated with the design and construction of various improvements and renovations to the City's community pool including the removal of 3069 square feet of concrete, and replacement of pipes, valves, sand filters, and ladders.

Financing

	Fund Type	Grant Year	Grant	Funded Amount	Drawn In Program Year	Drawn Thru Program Year
CDBG	EN	Pre-2015		\$103,357.69	\$0.00	\$0.00
		2012	B12UC060506		\$0.00	\$76,872.69
		2013	B13UC060506		\$0.00	\$26,485.00
	PI			\$33,972.04	\$0.00	\$33,972.04
Total	Total			\$137,329.73	\$0.00	\$137,329.73

Proposed Accomplishments

Public Facilities : 1
Total Population in Service Area: 5,260
Census Tract Percent Low / Mod: 53.70

Annual Accomplishments

Years	Accomplishment Narrative	# Benefitting
2013	11/13/13 project revised from street/sidewalk improvement project to City pool renovation project. Reprog \$141,640 from (\$66,894.86 idis#5347 and \$74,745.14 idis#5444), funding increased to \$300,000. 5/14/14 increase PI \$15,027 decrease EN \$15,027, funding remains the same.6/4/14 increase PI \$18,945.04 decrease EN \$18,945.04, funding remains the same. The City of Beaumont renovated the community pool for the purpose of creating a accessibility of the pool for summer activities. Project underway. The pool pumps were deteriorated and were replaced. A new pump line was installed. 3069 Square feet of concrete was removed to repair and replace pipes, values, and sand filters under the pool. The pool has been opened for the summer enjoyment and final work will be completed in September 2014.	
2014	The City of Beaumont renovated the community pool for the purpose of creating a accessibility of the pool for summer activities. The pool pumps were deteriorated and were replaced. A new pump line was installed. 3069 Square feet of concrete was removed to repair and replace pipes, valves, and sand filters under the pool. The pool has been opened for the summer enjoyment and final work was completed in June 2015. Pending final draw in FY 2015/16, remaining funds will be reprogrammed to a City sidewalk project.	
2015	1/26/16 remaining unused funds \$162,670.27 reprog per city request to idis#5643, funding reduced to \$137,329.73.	

PGM Year: 2013
Project: 0069 - City of Blythe
IDIS Activity: 5496 - 4.BL.34-13 - Park Improvement Project

Status: Completed 6/23/2016 12:00:00 AM
Location: 235 N Broadway City of Beaumont Parks Blythe, CA 92225-1609
Objective: Create suitable living environments
Outcome: Availability/accessibility
Matrix Code: Parks, Recreational Facilities (03F) **National Objective:** LMA

Initial Funding Date: 09/26/2013

Description:

The City of Blythe will use CDBG funds to improve parks throughout the City that serve predominantly low income individuals. The City intends to construct a splash pad at one of the City owned parks, and purchase and install park equipment with remaining funds at various city owned parks.

Financing

	Fund Type	Grant Year	Grant	Funded Amount	Drawn In Program Year	Drawn Thru Program Year
CDBG	EN	Pre-2015		\$59,844.46	\$0.00	\$0.00
		2012	B12UC060506		\$0.00	\$269.62
		2013	B13UC060506		\$3,175.00	\$59,574.84
	PI			\$30,282.68	\$0.00	\$30,282.68
Total	Total			\$90,127.14	\$3,175.00	\$90,127.14

Proposed Accomplishments

Public Facilities : 1
Total Population in Service Area: 10,731
Census Tract Percent Low / Mod: 53.30

Annual Accomplishments

Years	Accomplishment Narrative	# Benefitting
2013	Project Underway. The City of Blythe originally proposed to use CDBG funds to purchase and install park equipment such as picnic tables, park benches, drinking fountains, and playground equipment at various parks throughout the City. However, the City requested to change the project description to use CDBG funds to pay for the design and construction of a splash pad feature at one of the City's regional parks. Although it was originally anticipated that the project would be constructed by January 2014, delays in the development of the project's plans and specifications/bid document, and issues surrounding the first bid process have resulted in major project delays. The final project plans and specifications/bid document was completed March 2014, and authorization to proceed with bidding was issued to the City on March 4, 2014. Bids were due at 12pm on March 25th at the City of Blythe. Unfortunately, there were only two bids received. One was incomplete and one was submitted past the deadline. The City of Blythe made the decision to accept both bids and awarded a contract to the low bidder, Splash Zone. After discovering multiple issues with missing paperwork, and with the contractor's license originally listed in their bid, along with the contractor's delay in submitting CDBG paperwork, the City decided to terminate Splash Zone's contract, and rejected all bids. The City has consulted with their legal counsel and is currently in the process of rebidding the project. The City has a great desire to see that this project is completed prior the Labor Day holiday. Currently, there is no public benefit to report.	
2014	11/26/14 reprog \$37,334 from idis#5566, funding increased to \$120,234. 6/10/15 PI receipted, increase \$30,282.68 PI funding, decrease EN by \$30,282.68, funding remains the same. 7/16/15 Year-end cleanup reprog \$6,474.10 from idis#5527, funding increased to \$126,708.10. Project underway. CDBG funds were used to pay for costs associated with the two park projects, the Todd Park Splash Pad Project and the Quechan Park Improvement Project. CDBG funds were used to pay for costs associated with Federal public noticing requirements, and for a portion of the construction costs associated with the 1,600 square foot Splash Pad at Todd Park. Additionally, funds were used to pay for the Quechan Park Improvement Project, which consisted of the installation of one 1600 square foot shade structure on a concrete pad, and five charcoal barbecue grills. Remaining CDBG funds will be used to assist with the Todd Park irrigation system replacement and additional citywide park improvements.	

2015 6/16/16 year-end cleanup, reprog \$36,580.96 remaining unused balance to idis#5745, funding reduced to \$90,127.14. Project Complete. The City of Blythe used CDBG funds to pay for costs associated with the public notice advertising expenses for the Todd Park Splash Pad Project, construction of the Todd Park Splash Pad Project, and retention for the Quechan Park shade structure and barbecue pit improvement project. These improvements will benefit the low- to moderate-income community of Blythe by providing them with improved access to these public facilities.

PGM Year: 2013
Project: 0078 - City of Lake Elsinore
IDIS Activity: 5505 - 1.LE.31-13 - ADA Sidewalk Project

Status: Completed 10/26/2015 12:00:00 AM
Location: 420 E Lakeshore Dr Lake Elsinore, CA 92530-4228
Objective: Create suitable living environments
Outcome: Availability/accessibility
Matrix Code: Sidewalks (03L)
National Objective: LMC

Initial Funding Date: 09/30/2013

Description:

The City of Lake Elsinore will construct an ADA compliant pathway around the senior center between Lakeshore Drive and the driveway leading to the entrance of the center for safe passage for seniors. CDBG funds will be used for design and engineering, handrails, grading, construction of sidewalk, curbs, gutters, lighting, irrigation, landscaping, and project management cost.

Financing

	Fund Type	Grant Year	Grant	Funded Amount	Drawn In Program Year	Drawn Thru Program Year
CDBG	EN	Pre-2015		\$133,228.06	\$0.00	\$0.00
		2012	B12UC060506		\$0.00	\$5,751.45
		2013	B13UC060506		\$103,637.45	\$127,476.61
Total	Total			\$133,228.06	\$103,637.45	\$133,228.06

Proposed Accomplishments

People (General) : 4,186

Actual Accomplishments

Number assisted:

	Owner		Renter		Total		Person	
	Total	Hispanic	Total	Hispanic	Total	Hispanic	Total	Hispanic
White:	0	0	0	0	0	0	2,986	1,277
Black/African American:	0	0	0	0	0	0	282	0
Asian:	0	0	0	0	0	0	41	0
American Indian/Alaskan Native:	0	0	0	0	0	0	45	0
Native Hawaiian/Other Pacific Islander:	0	0	0	0	0	0	0	0
American Indian/Alaskan Native & White:	0	0	0	0	0	0	0	0
Asian White:	0	0	0	0	0	0	0	0
Black/African American & White:	0	0	0	0	0	0	0	0
American Indian/Alaskan Native & Black/African American:	0	0	0	0	0	0	0	0
Other multi-racial:	0	0	0	0	0	0	832	0
Asian/Pacific Islander:	0	0	0	0	0	0	0	0
Hispanic:	0	0	0	0	0	0	0	0
Total:	0	0	0	0	0	0	4,186	1,277
Female-headed Households:	0		0		0			

Income Category:

	Owner	Renter	Total	Person
Extremely Low	0	0	0	0
Low Mod	0	0	0	4,186
Moderate	0	0	0	0
Non Low Moderate	0	0	0	0
Total	0	0	0	4,186
Percent Low/Mod				100.0%

Annual Accomplishments

Years	Accomplishment Narrative	# Benefitting
2013	6/10/14 reprog \$599.66 from idis#5507, funding increased to \$127,101.66. 6/10/14 reprog \$500 from idis#5506, funding increased to \$127,601.66. 6/10/14 reprog \$4,750 from idis#5504, funding increased to \$132,351.66. 6/13/14 reprog \$876.40 from idis#5503, funding increased to \$133,228.06. Underway. The City of Lake Elsinore plans to conduct an ADA Sidewalk project along the path of the Senior Center located on Lakeshore Drive. Construction will include handrails, construction of sidewalks, curbs, and gutters, lighting, landscape, and irrigation. No leverage funding is available. Project scheduled to begin design and engineering late 2014.	
2014	The City of Lake Elsinore completed plans and designs for the construction of sidewalks and curbs. Construction has been completed to create a pathway from the bus stop to the senior center for the purpose of creating a suitable living environment. The path conducted was an ADA sidewalk along the path of the Senior Center located on Lakeshore Drive. Construction included handrails, construction of sidewalks, curbs, and gutters, lighting, landscape, and irrigation. Leverage funding was used from City General funds. Project is complete and will be closed once final draws and submission of certified payrolls have been received.	
2015	The City of Lake Elsinore completed plans and designs for the construction of sidewalks and curbs. Construction has been completed to create a pathway from the bus stop to the senior center for the purpose of creating a suitable living environment. The path conducted was an ADA sidewalk along the path of the Senior Center located on Lakeshore Drive. Construction included handrails, construction of sidewalks, curbs, and gutters, lighting, landscape, and irrigation. Leverage funding was used from City General funds. Project is complete and will be closed once final draws and submission of certified payrolls have been received. Final reimbursement received and submitted for processing 9/29/15.	

PGM Year:	2013
Project:	0081 - City of Lake Elsinore
IDIS Activity:	5508 - 1.LE.34-13 - CDBG Administrative Costs - EDA

Status:	Completed 10/26/2015 12:00:00 AM	Objective:	
Location:	,	Outcome:	
		Matrix Code:	General Program Administration (21A)
		National Objective:	

Initial Funding Date: 09/30/2013

Description:

The City of Lake Elsinore will allocate funds to the County to provide program management, coordination, monitoring, and evaluation of the City's CDBG Program.

Financing

	Fund Type	Grant Year	Grant	Funded Amount	Drawn In Program Year	Drawn Thru Program Year
CDBG	EN	Pre-2015		\$45,908.00	\$0.00	\$0.00
		2012	B12UC060506		\$0.00	\$1.40
		2013	B13UC060506		\$19,303.18	\$45,906.60
Total	Total			\$45,908.00	\$19,303.18	\$45,908.00

Proposed Accomplishments

Actual Accomplishments

Number assisted:	Owner		Renter		Total		Person	
	Total	Hispanic	Total	Hispanic	Total	Hispanic	Total	Hispanic
White:					0	0		
Black/African American:					0	0		
Asian:					0	0		
American Indian/Alaskan Native:					0	0		
Native Hawaiian/Other Pacific Islander:					0	0		
American Indian/Alaskan Native & White:					0	0		
Asian White:					0	0		
Black/African American & White:					0	0		
American Indian/Alaskan Native & Black/African American:					0	0		
Other multi-racial:					0	0		
Asian/Pacific Islander:					0	0		
Hispanic:					0	0		
Total:	0	0	0	0	0	0	0	0
Female-headed Households:					0			

Income Category:

	Owner	Renter	Total	Person
Extremely Low			0	
Low Mod			0	
Moderate			0	
Non Low Moderate			0	
Total	0	0	0	0
Percent Low/Mod				

Annual Accomplishments

No data returned for this view. This might be because the applied filter excludes all data.

PGM Year:	2013
Project:	0085 - City of Murrieta
IDIS Activity:	5512 - 3.MR.32-13 - Senior Center Recreation Facility Improvement Project

Status:	Open	Objective:	Create suitable living environments
Location:	41717 Juniper St Murrieta, CA 92562-6265	Outcome:	Availability/accessibility
		Matrix Code:	Senior Centers (03A)
		National Objective:	LMC

Initial Funding Date: 09/30/2013

Description:

The City will use CDBG funds for the design and construction of an outdoor recreation facility at their senior center location. The improvements will include two bocce ball courts, two shuffleboard courts, and two horseshoe pits. They will also include bench and spectator seating, storage, and a picnic area.

Financing

	Fund Type	Grant Year	Grant	Funded Amount	Drawn In Program Year	Drawn Thru Program Year
CDBG	EN	Pre-2015		\$301,220.00	\$0.00	\$0.00
		2014	B14UC060506		\$281.84	\$281.84
Total	Total			\$301,220.00	\$281.84	\$281.84

Proposed Accomplishments

Public Facilities : 1

Actual Accomplishments

Number assisted:

	Owner		Renter		Total		Person	
	Total	Hispanic	Total	Hispanic	Total	Hispanic	Total	Hispanic
White:	0	0	0	0	0	0		0
Black/African American:	0	0	0	0	0	0	0	0
Asian:	0	0	0	0	0	0	0	0
American Indian/Alaskan Native:	0	0	0	0	0	0	0	0
Native Hawaiian/Other Pacific Islander:	0	0	0	0	0	0	0	0
American Indian/Alaskan Native & White:	0	0	0	0	0	0	0	0
Asian White:	0	0	0	0	0	0	0	0
Black/African American & White:	0	0	0	0	0	0	0	0
American Indian/Alaskan Native & Black/African American:	0	0	0	0	0	0	0	0
Other multi-racial:	0	0	0	0	0	0	0	0
Asian/Pacific Islander:	0	0	0	0	0	0	0	0
Hispanic:	0	0	0	0	0	0	0	0
Total:	0	0	0	0	0	0	0	0
Female-headed Households:	0		0		0			

Income Category:

	Owner	Renter	Total	Person
Extremely Low	0	0	0	0
Low Mod	0	0	0	0
Moderate	0	0	0	0
Non Low Moderate	0	0	0	0
Total	0	0	0	0
Percent Low/Mod				

Annual Accomplishments

Years	Accomplishment Narrative	# Benefitting
2013	Project underway. The project is currently in the design phase. The project will be underway once funding is secure to complete the project. The City anticipating having funding in place to go out to bid by 2015.	
2014	4/13/15 extend remediation plan to: City is presently reviewing conceptual drawings from the architect which will then go to the Parks and Recreation Commission. That presentation is scheduled for July 2. Once approved, the City will move forward with bid documents. This project will be completed by the end of Fiscal Year 15/16.	
2015	The City of Murrieta is currently completing bid documents and specifications for the new recreation area for their Senior Center. The City is anticipating going out to bid July 2016 with a start date of fall of 2016.	

PGM Year: 2013
Project: 0092 - City of Canyon lake

Status:Canceled 7/27/2015 12:00:00 AM

Location:31516 Railroad Canyon Rd City-wide Canyon Lake, CA 92587-9400

Objective:Provide decent affordable housing

Outcome:Affordability

Matrix Code:Public Facilities and Improvement

National Objective:LMC

Initial Funding Date:10/02/2013

Description:

CDBG funds will be used by the City of Canyon Lake for eligible public facilities improvements serving low/moderate income persons. As specific and eligible projects are identified, the City will submit a request to the County to proceed with amendments to the One Year Plan pursuant to the Citizens Participation Plan.

Financing

No data returned for this view. This might be because the applied filter excludes all data.

Proposed Accomplishments

Public Facilities : 1

Actual Accomplishments

Number assisted:	Owner		Renter		Total		Person	
	Total	Hispanic	Total	Hispanic	Total	Hispanic	Total	Hispanic
White:	0	0	0	0	0	0		0
Black/African American:	0	0	0	0	0	0	0	0
Asian:	0	0	0	0	0	0	0	0
American Indian/Alaskan Native:	0	0	0	0	0	0	0	0
Native Hawaiian/Other Pacific Islander:	0	0	0	0	0	0	0	0
American Indian/Alaskan Native & White:	0	0	0	0	0	0	0	0
Asian White:	0	0	0	0	0	0	0	0
Black/African American & White:	0	0	0	0	0	0	0	0
American Indian/Alaskan Native & Black/African American:	0	0	0	0	0	0	0	0
Other multi-racial:	0	0	0	0	0	0	0	0
Asian/Pacific Islander:	0	0	0	0	0	0	0	0
Hispanic:	0	0	0	0	0	0	0	0
Total:	0	0	0	0	0	0	0	0
Female-headed Households:	0		0		0			
Income Category:								
	Owner	Renter	Total	Person				
Extremely Low	0	0	0	0				
Low Mod	0	0	0	0				
Moderate	0	0	0	0				
Non Low Moderate	0	0	0	0				
Total	0	0	0	0				
Percent Low/Mod								

Annual Accomplishments

Years	Accomplishment Narrative	# Benefitting
2013	10/2/13 reprog \$36,040 from idis#5444, funding increased to \$36,040. Project underway. The City of Canyon Lake will provide housing repair to residents for the purpose of creating a suitable living environment. It is proposed that NHSIE will provide home repair services for residents of Canyon Lake. A site visit is being conducted June 30, 2014 in the community to assist with identifying and determining the needs. No Leveraging will be used for this project.	
2014	The City of Canyon Lake will utilize funds to provide housing repair assistance to low-income residents in Canyon Lake. Funds were reprogrammed from this project to provide additional funding for project 1.CL.02-14. Project Canceled. Year end cleanup, 7/24/15 reprog \$5,681 to idis#5587, funding reduced to \$30,359. 7/27/15 reprog \$30,359 to idis#5587, funding reduced to \$0.	

PGM Year: 2013
Project: 0093 - Riverside County Economic Development Agency
IDIS Activity: 5524 - 9.110-13 - Good Hope Community Center and Park Improvements

Status: Completed 9/22/2015 12:00:00 AM Objective: Create suitable living environments
Location: 21565 Steele Peak Dr Perris, CA 92570-8296 Outcome: Sustainability
Matrix Code: Parks, Recreational Facilities (03F) National Objective: LMA

Initial Funding Date: 10/03/2013

Description:

The County of Riverside will use \$120,000 of CDBG funds to pay for costs associated with the demolition and clearance of existing structures and landscaping on the Good Hope Community Center Park site that are not part of the recreation component and have become a nuisance and threat to public safety. The proposed demolition and clearance activities include:

BuildingStructure Demolition

- o One (1) double wide mobile home
- o One (1) attached room addition
- o One (1) shade structure
- o One (1) 3-car garagestorage building
- o One (1) animal pen

Concrete

- o Demolish and remove foundation under garagestorage building
- o Demolish and remove concrete walking path
- o Demolish and remove large fountainwater feature
- o Demolish and remove concrete and steel footings from shade structure

Landscaping

- o Down and remove 24 overgrown trees in danger of falling
- o Backfill large hole in the back of the property

Financing

	Fund Type	Grant Year	Grant	Funded Amount	Drawn In Program Year	Drawn Thru Program Year
CDBG	EN	Pre-2015		\$48,194.66	\$0.00	\$0.00
		2012	B12UC060506		\$0.00	\$37,126.16
		2013	B13UC060506		\$0.00	\$11,068.50
Total	Total			\$48,194.66	\$0.00	\$48,194.66

Proposed Accomplishments

Public Facilities : 1

Total Population in Service Area: 7,400

Census Tract Percent Low / Mod: 58.00

Annual Accomplishments

Years	Accomplishment Narrative	# Benefitting
2013	10/3/13 reprog \$120,000 from idis#5444, funding increased to \$120,000. Project Underway. The County will remove two structures (dilapidated buildings demolished), remove asbestos, and remove trees at Good Hope Park for the purpose of creating a suitable living environment for the community. Contractor has been selected, but project was delayed due to nesting birds in building. The project will begin mid-July 2014 with the completion in August 2014. No leveraging will be used for this project.	
2014	Project complete. The County demolished two dilapidated buildings, asbestos removal and tree removal at Good Hope Park creating a suitable living environment for the community. Three D Construction removed all over grown trees, building structure, pool like structure, and other debris. There was a delay in removal due to nesting birds causing work to be completed November 2014. No leverage was used for this project. 4/14/15 reprog \$10,000 to idis#5582, funding reduced to \$110,000. Remaining unused funds to be reprogrammed in FY 2015-16.	
2015	Pending reprog \$61,805.34 to 2015-16 CW P/F fund. 9/22/15 reprog \$61,805.34 to idis#5777, funding reduced to \$48,194.66.	

PGM Year: 2013

Project: 0098 - City of Wildomar

IDIS Activity: 5537 - 1.WD.04-13 Wildomar Street Improvement Project

Status: Canceled 2/9/2016 12:00:00 AM

Location: 23873 Clinton Keith Rd Wildomar, CA 92595-9735

Objective: Create suitable living environments

Outcome: Sustainability

Matrix Code: Street Improvements (03K)

National Objective: LMA

Initial Funding Date: 03/05/2014

Description:

The City of Wildomar will pave 66,400 square feet of road on Olive Street. The improvements will include street sweeping, vegetation removal, and filling of depressions with crack fill material, applying asphaltic chip seal, and slurry seal over the chip seal, and repaint traffic stripes and legends.

Financing

No data returned for this view. This might be because the applied filter excludes all data.

Proposed Accomplishments

People (General) : 2,333

Total Population in Service Area: 2,333

Census Tract Percent Low / Mod: 57.60

Annual Accomplishments

Years	Accomplishment Narrative	# Benefitting
2013	3/5/14 reprog \$77,500 from idis#5516, funding increased to \$77,500. 6/3/14 per city request, reprog \$11,457.90 from idis#5516, funding increased to \$88,957.90. 6/25/14 Per fiscal request, revised PI(\$9,103.81) and draws to idis#5538, funding restored to \$88,957.90. 6/26/14 year-end cleanup, reprog .10 from idis#5516, funding increased to \$88,958.7/8/14 reverse reprog .10 back to idis#5516, funding reduced to \$88,957.90. The City of Wildomar completed street improvements to Olive Street in Wildomar for the purpose of creating a suitable living environment for residents to travel. The project consisted of 66,400 square feet of pavement base, cape seal, and striping of the road to enable usage for the next 7-10 years. In-Kind leveraging was used by staff completing the work. No leverage funding was used. Completion is pending final draw, project to be completed in FY 2014/15. This phase of the project was determined to be ineligible, no reimbursement was made to the City.	
2014	The City of Wildomar will complete street improvements to Sedco and Wildomar streets for the purpose of creating a suitable living environment for residents to travel. The project will consist of pavement base, cape seal, and striping of the road to enable usage for the next 7-10 years. Leverage funding will be utilized from the 2015-16 fiscal year funds. The project is anticipated to be put out to bid August 2015 for an Engineer and designs. Construction is scheduled to begin April 2016. Leverage funding will be used from the 2015-16 CDBG funds.	

2015

Project flagged for no draws for one year and is pending confirmation of remediation plan in IDIS by 12/6/15.
2/9/16, City failed to meet the remediation date for a second attempt to do a sidewalk project. Per HUD, permission to cancel and reprogram funds (\$88,957.90) to holding project 9.134-15 (idis#5777)with the intent of possibly giving these funds back to the City for their City Gateway Park Project (1.WD.07-15 idis#5595)once they have acquired the property. Funding reduced to \$0.00, project canceled.

PGM Year:	2014
Project:	0001 - 9.114-14 - CDBG Program Administration
IDIS Activity:	5554 - 9.114-14 - CDBG Program Administration (2014)

Status:Completed 10/26/2015 12:00:00 AM

Objective:

Location: ,

Outcome:

Matrix Code:General Program Administration (21A)

National Objective:

Initial Funding Date:10/21/2014

Description:

CDBG administration funding provides staffing and overall program management, coordination, monitoring, and evaluation of the CDBG program.

Financing

	Fund Type	Grant Year	Grant	Funded Amount	Drawn In Program Year	Drawn Thru Program Year
CDBG	EN	Pre-2015		\$1,276,156.00	\$0.00	\$0.00
		2013	B13UC060506		\$477,690.48	\$1,276,156.00
	PI			\$36,365.63	\$147.69	\$36,365.63
Total	Total			\$1,312,521.63	\$477,838.17	\$1,312,521.63

Proposed Accomplishments

Actual Accomplishments

Number assisted:	Owner		Renter		Total		Person	
	Total	Hispanic	Total	Hispanic	Total	Hispanic	Total	Hispanic
White:					0	0		
Black/African American:					0	0		
Asian:					0	0		
American Indian/Alaskan Native:					0	0		
Native Hawaiian/Other Pacific Islander:					0	0		
American Indian/Alaskan Native & White:					0	0		
Asian White:					0	0		
Black/African American & White:					0	0		
American Indian/Alaskan Native & Black/African American:					0	0		
Other multi-racial:					0	0		
Asian/Pacific Islander:					0	0		
Hispanic:					0	0		
Total:	0	0	0	0	0	0	0	0
Female-headed Households:					0			
Income Category:								
	Owner	Renter	Total	Person				
Extremely Low			0					

Low Mod			0	
Moderate			0	
Non Low Moderate			0	
Total	0	0	0	0
Percent Low/Mod				

Annual Accomplishments

No data returned for this view. This might be because the applied filter excludes all data.

PGM Year:	2014
Project:	0006 - 9.115-14 - Fair Housing Program Administration
IDIS Activity:	5555 - 9.115-14 - Fair Housing Program Administration (2014)

Status:	Completed 10/26/2015 12:00:00 AM	Objective:	
Location:	,	Outcome:	
		Matrix Code:	Fair Housing Activities (subject to 20% National Objective:

Initial Funding Date: 10/21/2014

Description:

The program provides a vital range of "no-cost" fair housing services to eligible clientele throughout the County's Urban County program areas that are victimized and affected by illegal housing practices. CDBG funds will be used for administration costs to promote open, inclusive, and cooperative community living.

Financing

	Fund Type	Grant Year	Grant	Funded Amount	Drawn In Program Year	Drawn Thru Program Year
CDBG	EN	Pre-2015		\$123,905.54	\$0.00	\$0.00
		2012	B12UC060506		\$0.00	\$29,420.58
		2013	B13UC060506		\$124.41	\$94,484.96
	PI			\$10,410.32	\$0.00	\$10,410.32
Total	Total			\$134,315.86	\$124.41	\$134,315.86

Proposed Accomplishments

Actual Accomplishments

Number assisted:	Owner		Renter		Total		Person	
	Total	Hispanic	Total	Hispanic	Total	Hispanic	Total	Hispanic
White:					0	0		
Black/African American:					0	0		
Asian:					0	0		
American Indian/Alaskan Native:					0	0		
Native Hawaiian/Other Pacific Islander:					0	0		
American Indian/Alaskan Native & White:					0	0		
Asian White:					0	0		
Black/African American & White:					0	0		
American Indian/Alaskan Native & Black/African American:					0	0		
Other multi-racial:					0	0		
Asian/Pacific Islander:					0	0		
Hispanic:					0	0		

Total:	0	0	0	0	0	0	0
---------------	----------	----------	----------	----------	----------	----------	----------

Female-headed Households:	0
---------------------------	---

Income Category:

	Owner	Renter	Total	Person
Extremely Low			0	
Low Mod			0	
Moderate			0	
Non Low Moderate			0	
Total	0	0	0	0
Percent Low/Mod				

Annual Accomplishments

No data returned for this view. This might be because the applied filter excludes all data.

PGM Year:	2014
Project:	0013 - 9.122-14 - Riverside County Cultural Center- Golden Years Pavilion Improvements
IDIS Activity:	5563 - 9.122-14 - Riverside County Cultural Center- Golden years Pavilion Improvements

Status:	Open	Objective:	Create suitable living environments
Location:	9401 Oak Glen Rd Cherry Valley, CA 92223-3739	Outcome:	Availability/accessibility
		Matrix Code:	Public Facilities and Improvement (General) (03)
		National Objective:	LMC

Initial Funding Date:	10/21/2014
------------------------------	------------

Description:

The County of Riverside will use CDBG funds to pay for costs associated with planning, design, project management, and construction of improvements to the Golden Years Senior Activities Pavilion, located at the Riverside County Cultural Center - Edward Dean Museum complex. The multi-purpose Pavilion will provide a variety of activities and programs including health, nutrition, recreation, and social events for seniors in the San Gorgonio Pass area. Improvements include the pavilion, kitchen, accessibility, parking, lighting, and other upgrades.

Financing

	Fund Type	Grant Year	Grant	Funded Amount	Drawn In Program Year	Drawn Thru Program Year
CDBG	EN	Pre-2015		\$100,000.00	\$0.00	\$0.00
Total	Total			\$100,000.00	\$0.00	\$0.00

Proposed Accomplishments

People (General) : 300

Actual Accomplishments

Number assisted:

	Owner		Renter		Total		Person	
	Total	Hispanic	Total	Hispanic	Total	Hispanic	Total	Hispanic
White:	0	0	0	0	0	0		0
Black/African American:	0	0	0	0	0	0	0	0
Asian:	0	0	0	0	0	0	0	0
American Indian/Alaskan Native:	0	0	0	0	0	0	0	0
Native Hawaiian/Other Pacific Islander:	0	0	0	0	0	0	0	0
American Indian/Alaskan Native & White:	0	0	0	0	0	0	0	0

Asian White:	0	0	0	0	0	0	0	0
Black/African American & White:	0	0	0	0	0	0	0	0
American Indian/Alaskan Native & Black/African American:	0	0	0	0	0	0	0	0
Other multi-racial:	0	0	0	0	0	0	0	0
Asian/Pacific Islander:	0	0	0	0	0	0	0	0
Hispanic:	0	0	0	0	0	0	0	0
Total:	0	0	0	0	0	0	0	0

Female-headed Households: 0 0 0

Income Category:

	Owner	Renter	Total	Person
Extremely Low	0	0	0	0
Low Mod	0	0	0	0
Moderate	0	0	0	0
Non Low Moderate	0	0	0	0
Total	0	0	0	0
Percent Low/Mod				

Annual Accomplishments

Years	Accomplishment Narrative	# Benefitting
2014	2014 funding \$250,000. 3/18/15 reprog \$298,361.91 (\$29,393.88 from idis#5565 & \$268,968.03 from idis#5566) funding increased to \$548,361.91. The County of Riverside will complete renovations to the Riverside County Cultural Center for the purpose of providing a suitable living environment for seniors to participate in activities. The work will consist of Designs including design Development, Construction Drawings, Multi-Stage Phasing Plans, Specifications, Bidding Assistance, Construction Administration, Close-out & Record Drawings. Improvements will include the following: Renovate or provide adequate (new) Kitchen, Renovate or provide adequate (new) Restroom facilities, Ensure ADA Access to Pavilion, Rehabilitate Parking, Improve Existing Storage, Entry way improvements, Landscaping, Secondary Parking lot, and access to secondary parking. No leverage funding. Project is scheduled to be completed by 2016. 8/5/15 year-end cleanup, reprog \$159,729 (\$92,365 idis#5659/ \$67,364 idis#5660) funding increased to \$708,090.91.	
2015	9/22/15 reprog \$236,030.91 to idis#5564, funding reduced to \$472,060. 9/22/15 reprog \$236,030 to idis#5777, funding reduced to \$236,030. 9/22/15 reprog \$236,030 to idis#5776, funding reduced to \$0.00. Project was scheduled to be canceled and delayed due to lack of funding. Project currently underway to start January 2017. 8/3/16 Reprog \$100,000 from idis#5777, funding increased to \$100,000.	

PGM Year:	2014
Project:	0016 - 9.125-14 - Home Enhancement Rehab Program
IDIS Activity:	5564 - 9.125-14 - Home Enhancement Rehab Program

Status:	Open	Objective:	Provide decent affordable housing
Location:	3403 10th St Lakeland Village and Cabazon Riverside, CA 92501-3670	Outcome:	Affordability
		Matrix Code:	Rehab; Single-Unit Residential (14A)
		National Objective:	LMH

Initial Funding Date: 10/21/2014

Description:

CDBG funds will be used to assist homeowners with rehabilitation of stick-built and modular (attached to private land) owner-occupied single-family residences in the communities. Funds are for the cost of repairs relative to the health, safety, and Housing Quality Standards of a property as defined by HUD.

Financing

	Fund Type	Grant Year	Grant	Funded Amount	Drawn In Program Year	Drawn Thru Program Year
--	-----------	------------	-------	---------------	-----------------------	-------------------------

CDBG	EN	Pre-2015		\$630,394.73	\$0.00	\$0.00
		2014	B14UC060506		\$186,532.34	\$186,532.34
Total	Total			\$630,394.73	\$186,532.34	\$186,532.34

Proposed Accomplishments

Housing Units : **10**

Actual Accomplishments

Number assisted:

	Owner		Renter		Total		Person	
	Total	Hispanic	Total	Hispanic	Total	Hispanic	Total	Hispanic
White:	0	0	0	0	0	0		0
Black/African American:	0	0	0	0	0	0	0	0
Asian:	0	0	0	0	0	0	0	0
American Indian/Alaskan Native:	0	0	0	0	0	0	0	0
Native Hawaiian/Other Pacific Islander:	0	0	0	0	0	0	0	0
American Indian/Alaskan Native & White:	0	0	0	0	0	0	0	0
Asian White:	0	0	0	0	0	0	0	0
Black/African American & White:	0	0	0	0	0	0	0	0
American Indian/Alaskan Native & Black/African American:	0	0	0	0	0	0	0	0
Other multi-racial:	0	0	0	0	0	0	0	0
Asian/Pacific Islander:	0	0	0	0	0	0	0	0
Hispanic:	0	0	0	0	0	0	0	0
Total:	0	0	0	0	0	0	0	0

Female-headed Households: 0 0 0

Income Category:

	Owner	Renter	Total	Person
Extremely Low	0	0	0	0
Low Mod	0	0	0	0
Moderate	0	0	0	0
Non Low Moderate	0	0	0	0
Total	0	0	0	0
Percent Low/Mod				

Annual Accomplishments

Years	Accomplishment Narrative	# Benefitting
2014	2014 funding \$400,000. 11/6/14 reprog \$100,000 to idis#5585, funding reduced to \$300,000. Reprog \$300,000 (\$120,000 to idis#5659& \$180,000 to unencumbered to be reprog'd to idis#5660). Funding reduced to \$0. 6/23/15 reprog \$105,192.35 from idis#5566, funding increased to \$105,192.35. 7/23/15 year-end cleanup reprog \$6098.15 from idis #5582, funding increased to \$111,290.50. Reprog \$85,240.70 from idis#5539, funding increased to \$196,531.20. 7/27/15 reprog \$108,862.79 from idis#5585, funding increased to \$305,393.99. Project underway. EDA staff are currently finalizing the programs guidelines and policies & procedures. Further, staff are negotiating with non-profit organizations to assist with the program including work write-ups and inspections. Implementation of the rehabilitation program expected Fall 2015.	
2015	8/3/15 reprog \$88,379.07 from idis#5538 (City of Wildomar), funding increased to \$393,773.06. 8/4/15 reprog \$590.76 from unencumbered (PI receipted, funding increased to \$394,363.82. 9/22/15 reprog \$236,030.91 from idis#5563, funding increased to \$630,394.73. Project underway. CDBG funds are currently being used to cover the administrative and rehabilitation costs for the implementation of the Home Enhancement Program. The project is 5% complete with 7 projects underway and 15 applications pending. An outreach effort remains for acceptance of future applications for future home enhancement projects.	

PGM Year:	2014
Project:	0032 - 0.129-14 - Habitat for Humanity
IDIS Activity:	5580 - 0.129-14 - Habitat for Humanity

Status:	Completed 2/11/2016 12:00:00 AM	Objective:	Provide decent affordable housing
Location:	1197 Wellwood Ave Beaumont, CA 92223-1665	Outcome:	Affordability
		Matrix Code:	Rehab; Single-Unit Residential (14A)
		National Objective:	LMH

Initial Funding Date: 10/21/2014

Description:

Habitat for Humanity will provide preventative home maintenance and critical home repair services for low-income individuals residing within the City of Beaumont. The program will provide minor home repairs such as painting, landscaping, and fence repair and more critical projects will include AC installation, water heater, and roof repairs.

Financing

	Fund Type	Grant Year	Grant	Funded Amount	Drawn In Program Year	Drawn Thru Program Year
CDBG	EN	Pre-2015		\$20,000.00	\$0.00	\$0.00
		2013	B13UC060506		\$15,088.61	\$15,088.61
		2014	B14UC060506		\$4,911.39	\$4,911.39
Total	Total			\$20,000.00	\$20,000.00	\$20,000.00

Proposed Accomplishments

Housing Units : 10

Actual Accomplishments

<i>Number assisted:</i>	Owner		Renter		Total		Person	
	Total	Hispanic	Total	Hispanic	Total	Hispanic	Total	Hispanic
White:	2	1	0	0	2	1	0	0
Black/African American:	1	0	0	0	1	0	0	0
Asian:	0	0	0	0	0	0	0	0
American Indian/Alaskan Native:	0	0	0	0	0	0	0	0
Native Hawaiian/Other Pacific Islander:	0	0	0	0	0	0	0	0
American Indian/Alaskan Native & White:	0	0	0	0	0	0	0	0
Asian White:	0	0	0	0	0	0	0	0
Black/African American & White:	0	0	0	0	0	0	0	0
American Indian/Alaskan Native & Black/African American:	0	0	0	0	0	0	0	0
Other multi-racial:	0	0	0	0	0	0	0	0
Asian/Pacific Islander:	0	0	0	0	0	0	0	0
Hispanic:	0	0	0	0	0	0	0	0
Total:	3	1	0	0	3	1	0	0
Female-headed Households:	2		0		2			

Income Category:

	Owner	Renter	Total	Person
Extremely Low	0	0	0	0
Low Mod	1	0	1	0
Moderate	2	0	2	0

Non Low Moderate	0	0	0	0
Total	3	0	3	0
Percent Low/Mod	100.0%		100.0%	

Annual Accomplishments

Years	Accomplishment Narrative	# Benefitting
2014	The project is underway. The program provides preventative home maintenance and critical home repair services for low-income individuals residing within the City of Beaumont and Banning. CDBG funds will be used for minor home repairs such as painting, landscaping, fence repair, and minor roof repair. The organization provides sustainability for the purpose of providing decent affordable housing.	
2015	2/11/16. The project is 100% complete. The program provided preventative home maintenance and critical home repair services for low-income individuals residing within the City of Beaumont and Banning. CDBG funds were used for home repairs such as painting, fence repair, and minor roof repair. The center provided sustainability for the purpose of providing decent affordable housing.	

PGM Year:	2014
Project:	0033 - 0.130-14 - Critical Home Maintenance & Repairs Program
IDIS Activity:	5581 - 0.130-14 - Critical Home Maintenance & Repairs Program

Status:	Completed 10/26/2015 12:00:00 AM	Objective:	Provide decent affordable housing		
Location:	28861 Via Norte Vis Murrieta, CA 92563-5617	Outcome:	Affordability		
		Matrix Code:	Rehab; Single-Unit Residential (14A)	National Objective:	LMH

Initial Funding Date: 10/21/2014

Description:

Habitat for Humanity will provide preventative home maintenance and critical home repair services for low-income individuals residing in the 1st, 3rd, and 5th districts. The program will provide minor home repairs such as painting, landscaping, and fence repair and more critical projects will include AC installation, water heater and roof repairs.

Financing

	Fund Type	Grant Year	Grant	Funded Amount	Drawn In Program Year	Drawn Thru Program Year
CDBG	EN	Pre-2015		\$11,965.00	\$0.00	\$0.00
		2013	B13UC060506		\$8,184.79	\$11,965.00
Total	Total			\$11,965.00	\$8,184.79	\$11,965.00

Proposed Accomplishments

Housing Units : 20

Actual Accomplishments

Number assisted:	Owner		Renter		Total		Person	
	Total	Hispanic	Total	Hispanic	Total	Hispanic	Total	Hispanic
White:	4	0	0	0	4	0	0	0
Black/African American:	0	0	0	0	0	0	0	0
Asian:	0	0	0	0	0	0	0	0
American Indian/Alaskan Native:	0	0	0	0	0	0	0	0
Native Hawaiian/Other Pacific Islander:	0	0	0	0	0	0	0	0
American Indian/Alaskan Native & White:	0	0	0	0	0	0	0	0
Asian White:	0	0	0	0	0	0	0	0
Black/African American & White:	0	0	0	0	0	0	0	0
American Indian/Alaskan Native & Black/African American:	0	0	0	0	0	0	0	0
Other multi-racial:	0	0	0	0	0	0	0	0

Asian/Pacific Islander:	0	0	0	0	0	0	0	0
Hispanic:	0	0	0	0	0	0	0	0
Total:	4	0	0	0	4	0	0	0

Female-headed Households:	4	0	4
---------------------------	---	---	---

Income Category:

	Owner	Renter	Total	Person
Extremely Low	2	0	2	0
Low Mod	1	0	1	0
Moderate	1	0	1	0
Non Low Moderate	0	0	0	0
Total	4	0	4	0
Percent Low/Mod	100.0%		100.0%	

Annual Accomplishments

Years	Accomplishment Narrative	# Benefitting
2014	The project is underway. The program provided preventative home maintenance and critical home repair services for low-income individuals. CDBG funds were used for minor home repairs such as painting, landscaping, fence repair, and minor roof repair. The project created a suitable living environment.	
2015	The project is 100% complete. The program provided preventative minor home maintenance and critical home repair services for low-income individuals. CDBG funds were used for critical home repairs such as painting, landscaping, fence repair, and minor roof repair. The project created a suitable living environment. The anticipated households to be assisted was originally 13 based on minor repairs however due to the request for more critical and costly repairs the cost per household was much higher resulting in assisting 4 households.	

PGM Year:	2014
Project:	0037 - 1.CL.02-14 - Home Repair Program
IDIS Activity:	5587 - 1.CL.02-14 - Home Repair Program

Status:	Open	Objective:	Provide decent affordable housing
Location:	31516 Railroad Canyon Rd Various locations TBD Canyon Lake, CA 92587-9400	Outcome:	Affordability
		Matrix Code:	Rehab; Single-Unit Residential (14A)
		National Objective:	LMH

Initial Funding Date: 10/21/2014

Description:

Funding will be used for staffing, administration, and direct program costs of the Home Rehabilitation Program (HRP). The HRP provides grants to seniors, handicapped individuals, and low-income households for home improvements to owner and tenant-occupied residential properties.

Financing

	Fund Type	Grant Year	Grant	Funded Amount	Drawn In Program Year	Drawn Thru Program Year
CDBG	EN	Pre-2015		\$55,652.00	\$0.00	\$0.00
		2013	B13UC060506		\$0.00	\$25,293.00
		2014	B14UC060506		\$4,863.00	\$4,863.00
Total	Total			\$55,652.00	\$4,863.00	\$30,156.00

Proposed Accomplishments

Housing Units : 6

Actual Accomplishments

Number assisted:	Owner		Renter		Total		Person	
	Total	Hispanic	Total	Hispanic	Total	Hispanic	Total	Hispanic
White:	3	0	0	0	3	0	0	0
Black/African American:	0	0	0	0	0	0	0	0
Asian:	0	0	0	0	0	0	0	0
American Indian/Alaskan Native:	0	0	0	0	0	0	0	0
Native Hawaiian/Other Pacific Islander:	0	0	0	0	0	0	0	0
American Indian/Alaskan Native & White:	0	0	0	0	0	0	0	0
Asian White:	0	0	0	0	0	0	0	0
Black/African American & White:	0	0	0	0	0	0	0	0
American Indian/Alaskan Native & Black/African American:	0	0	0	0	0	0	0	0
Other multi-racial:	0	0	0	0	0	0	0	0
Asian/Pacific Islander:	0	0	0	0	0	0	0	0
Hispanic:	0	0	0	0	0	0	0	0
Total:	3	0	0	0	3	0	0	0
Female-headed Households:	2		0		2			

Income Category:

	Owner	Renter	Total	Person
Extremely Low	0	0	0	0
Low Mod	3	0	3	0
Moderate	0	0	0	0
Non Low Moderate	0	0	0	0
Total	3	0	3	0
Percent Low/Mod	100.0%		100.0%	

Annual Accomplishments

Years	Accomplishment Narrative	# Benefitting
2014	Project underway. The City of Canyon Lake provided housing repair to 3 residents for the purpose of creating a suitable living environment. The City along with NHSIE, continue to continue providing assistance to low-income residents with home repairs including replacing windows, landscape, and weatherization. Continued review of applications is underway to provide assistance to additional residents. No leverage funding was utilized The City of Canyon Lake will utilize the Neighborhood Housing Services of the Inland Empire to provide home repair assistance to low-income residents in Canyon Lake.7/24/15 reprog \$5,681 from idis#5523, funding increased to \$25,293. 7/27/15 reprog \$30,359 from idis#5523, funding increased to \$55,652.	
2015	Project underway. The City of Canyon Lake provided housing repair to 3 residents for the purpose of creating a suitable living environment. The City along with NHSIE, continue to provide assistance to low-income residents with home repairs including replacing windows, landscape, and weatherization. Continued review of applications is underway to provide assistance to additional residents. No leverage funding was utilized. The City of Canyon Lake will utilize the Neighborhood Housing Services of the Inland Empire to provide home repair assistance to low-income residents in Canyon Lake.	

PGM Year:	2014
Project:	0038 - 1.LE.36-14 - City of Lake Elsinore Sidewalk Improvements
IDIS Activity:	5588 - 1.LE.36-14 - City of Lake Elsinore Sidewalk Improvements

Status:	Open	Objective:	Create suitable living environments
Location:	130 S Main St Refer to description for locations Lake	Outcome:	Availability/accessibility

Initial Funding Date: 10/21/2014**Description:**

The City of Lake Elsinore will use CDBG funds for street improvements along Sumner Avenue and Heald Avenue on Campus Way, Silver Street, and Lindsey Street, Lakeshore Drive, and Short Street to construct sidewalks, improve pedestrian safety, and ADA accessibility. CDBG funds will be used for architectural and engineering design, staff salaries (direct cost), and construction.

Financing

	Fund Type	Grant Year	Grant	Funded Amount	Drawn In Program Year	Drawn Thru Program Year
CDBG	EN	Pre-2015		\$174,720.69	\$0.00	\$0.00
		2013	B13UC060506		\$3,024.78	\$3,024.78
Total	Total			\$174,720.69	\$3,024.78	\$3,024.78

Proposed Accomplishments

People (General) : 10,480

Total Population in Service Area: 10,480

Census Tract Percent Low / Mod: 65.00

Annual Accomplishments

Years	Accomplishment Narrative	# Benefitting
2014	2/4/15 reprog \$5,250 from idis#5592, funding increased to \$176,300. 6/2/15 reprog \$1,579.31 to idis#5589, funding reduced to \$174,720.69. Project underway. The City of Lake Elsinore will construct sidewalk improvements on Campus Way, Silver Street, and Lindsey Street, between Sumner Ave and Heald Avenue, Lakeshore Street and Short Street to construct sidewalks and to improve pedestrian safety and ADA accessibility. CDBG funds will be used for architectural and engineering design, and construction. No leveraging will be utilized for this project. Project is currently in planning phase and will begin within the next 6 months.	
2015	The City of Lake Elsinore completed plans and designs for sidewalks in various low-income areas of Lake Elsinore. The city Public Works Department is in the process of creating a bid document with the intent of bidding this project out in September 2016. The city will construct sidewalk improvements on Campus Way, Silver Street, and Lindsey Street, between Sumner Avenue and Heald Avenue, Lakeshore Street and Short Street to improve pedestrian safety and ADA accessibility. General funds are being used as leveraging.	

PGM Year: 2014**Project:** 0044 - 1.LE.42-14 - CDBG Administrative Costs-EDA**IDIS Activity:** 5594 - 1.LE.42-14 - CDBG Administrative Costs-EDA**Status:** Open**Objective:****Location:****Outcome:****Matrix Code:** General Program Administration (21A)**National Objective:****Initial Funding Date:** 10/21/2014**Description:**

The City of Lake Elsinore will allocate funds to the County to provide program management, coordination, monitoring, and evaluation of the City's CDBG Program.

Financing

	Fund Type	Grant Year	Grant	Funded Amount	Drawn In Program Year	Drawn Thru Program Year
CDBG	EN	Pre-2015		\$46,418.00	\$0.00	\$0.00
		2013	B13UC060506		\$1,359.71	\$1,359.71
		2014	B14UC060506		\$38,290.67	\$38,290.67

Total	Total			\$46,418.00	\$39,650.38	\$39,650.38
-------	-------	--	--	-------------	-------------	-------------

Proposed Accomplishments

Actual Accomplishments

Number assisted:	Owner		Renter		Total		Person	
	Total	Hispanic	Total	Hispanic	Total	Hispanic	Total	Hispanic
White:					0	0		
Black/African American:					0	0		
Asian:					0	0		
American Indian/Alaskan Native:					0	0		
Native Hawaiian/Other Pacific Islander:					0	0		
American Indian/Alaskan Native & White:					0	0		
Asian White:					0	0		
Black/African American & White:					0	0		
American Indian/Alaskan Native & Black/African American:					0	0		
Other multi-racial:					0	0		
Asian/Pacific Islander:					0	0		
Hispanic:					0	0		
Total:	0	0	0	0	0	0	0	0
Female-headed Households:					0			

Income Category:	Owner	Renter	Total	Person
Extremely Low			0	
Low Mod			0	
Moderate			0	
Non Low Moderate			0	
Total	0	0	0	0
Percent Low/Mod				

Annual Accomplishments

No data returned for this view. This might be because the applied filter excludes all data.

PGM Year:	2014
Project:	0045 - 1.WD.07-14 - City of Wildomar Gateway Park Project
IDIS Activity:	5595 - 1.WD.07-14 - City of Wildomar Gateway Park Project

Status:	Canceled 5/11/2016 12:00:00 AM	Objective:	Create suitable living environments
Location:	23873 Clinton Keith Rd Malaga Rd/Mission Trail Wildomar, CA 92595-9735	Outcome:	Sustainability
		Matrix Code:	Parks, Recreational Facilities (03F)
		National Objective:	LMA

Initial Funding Date: 10/21/2014

Description:

The city of Wildomar will convert two vacant parcels at the entry of the city into a park. The project will include landscaping, irrigation system, walkway pavers, granite path, and a monument sign at the entry. CDBG funds will be used for staff salaries (direct cost), design and construction cost.

Financing

No data returned for this view. This might be because the applied filter excludes all data.

Proposed Accomplishments

Public Facilities : 1
Total Population in Service Area: 1,235
Census Tract Percent Low / Mod: 74.10

Annual Accomplishments

Years	Accomplishment Narrative	# Benefitting
2014	6/30/15 per city request, reprog \$582.50 from idis#5596, funding increased to \$114,387.50.Project underway. The City of Wildomar will convert two vacant parcels at the entry of the city into a park. The project will include landscaping, irrigation system, walkway pavers, granite path, and a monument sign at the entry. No leveraging of funds will be utilized for this project other than CDBG. The park will provide a recreation area for low-income residents in the area. The project is currently in the design phase. 5/11/16 PROJECT CANCELED. Per agreement with City and recommendation from HUD (and City not completing their 6 month remediation plan) funds are being reprogrammed to idis#5769, Street Project. Gateway project was added to 16/17 OYAP as a back-up project.	

PGM Year:	2014
Project:	0050 - 2.62-14 - 2nd District Public Facility Fund
IDIS Activity:	5600 - 2.62-14 - 2nd District Public Facility Fund

Status:	Canceled 9/29/2015 12:00:00 AM	Objective:	Create suitable living environments
Location:	3403 10th St Riverside, CA 92501-3670	Outcome:	Sustainability
		Matrix Code:	Public Facilities and Improvement
		National Objective:	LMC

Initial Funding Date: 10/21/2014

Description:

CDBG funds will be used to construct eligible public facilities located in low-income areas or serving low-moderate income persons in the 2nd District. As specific and eliible projects are identified, the County will proceed with amendments to the 2014-2015 One Year Action Plan pursuant to the Citizens Participation Plan.

Financing

No data returned for this view. This might be because the applied filter excludes all data.

Proposed Accomplishments

Public Facilities : 1

Actual Accomplishments

Number assisted:	Owner		Renter		Total		Person	
	Total	Hispanic	Total	Hispanic	Total	Hispanic	Total	Hispanic
White:	0	0	0	0	0	0		0
Black/African American:	0	0	0	0	0	0	0	0
Asian:	0	0	0	0	0	0	0	0
American Indian/Alaskan Native:	0	0	0	0	0	0	0	0
Native Hawaiian/Other Pacific Islander:	0	0	0	0	0	0	0	0
American Indian/Alaskan Native & White:	0	0	0	0	0	0	0	0
Asian White:	0	0	0	0	0	0	0	0
Black/African American & White:	0	0	0	0	0	0	0	0

American Indian/Alaskan Native & Black/African American:	0	0	0	0	0	0	0	0
Other multi-racial:	0	0	0	0	0	0	0	0
Asian/Pacific Islander:	0	0	0	0	0	0	0	0
Hispanic:	0	0	0	0	0	0	0	0
Total:	0	0	0	0	0	0	0	0

Female-headed Households:	0	0	0
---------------------------	---	---	---

Income Category:

	Owner	Renter	Total	Person
Extremely Low	0	0	0	0
Low Mod	0	0	0	0
Moderate	0	0	0	0
Non Low Moderate	0	0	0	0
Total	0	0	0	0
Percent Low/Mod				

Annual Accomplishments

Years	Accomplishment Narrative	# Benefitting
2014	For FY 2014-15 there are no projects in the 2nd district that these funds will be reprogrammed to. A new project is currently under review,Corona/Norco YMCA, for fiscal year 2015/2016. Project would go out to bid by fall of 2015.	
2015	9/29/15 reprog \$231,393 to idis#5706 to combine funding to be allocated to a new project currently under review,Corona/Norco YMCA, for fiscal year 2015/2016. Project would go out to bid by fall of 2015. Funding for this pass-thru project reduced to \$0.00, project canceled.	

PGM Year:	2014
Project:	0051 - 2.EV.06-14 - Eastvale Pedestrian Accessibility Improvements - Phase III
IDIS Activity:	5601 - 2.EV.06-14 - Eastvale Pedestrian Accessibility Improvements - Phase III

Status:	Open	Objective:	Create suitable living environments	
Location:	12363 Limonite Ave Walter St, Archibald Ave, Chandler St Eastvale, CA 91752-3685	Outcome:	Availability/accessibility	
		Matrix Code:	Sidewalks (03L)	National Objective: LMC

Initial Funding Date: 10/21/2014

Description:

The City of Eastvale will use CDBG funds to enhance pedestrian safety by installing new, and upgrading exisiting, pedestrian sidewalk ramps to meet ADA requirements in the City's targeted area.

Financing

	Fund Type	Grant Year	Grant	Funded Amount	Drawn In Program Year	Drawn Thru Program Year
CDBG	EN	Pre-2015		\$249,887.67	\$0.00	\$0.00
		2014	B14UC060506		\$20,475.59	\$20,475.59
Total	Total			\$249,887.67	\$20,475.59	\$20,475.59

Proposed Accomplishments

People (General) : 633

Actual Accomplishments

Number assisted:	Owner		Renter		Total		Person	
	Total	Hispanic	Total	Hispanic	Total	Hispanic	Total	Hispanic

White:	0	0	0	0	0	0	0	0
Black/African American:	0	0	0	0	0	0	0	0
Asian:	0	0	0	0	0	0	0	0
American Indian/Alaskan Native:	0	0	0	0	0	0	0	0
Native Hawaiian/Other Pacific Islander:	0	0	0	0	0	0	0	0
American Indian/Alaskan Native & White:	0	0	0	0	0	0	0	0
Asian White:	0	0	0	0	0	0	0	0
Black/African American & White:	0	0	0	0	0	0	0	0
American Indian/Alaskan Native & Black/African American:	0	0	0	0	0	0	0	0
Other multi-racial:	0	0	0	0	0	0	0	0
Asian/Pacific Islander:	0	0	0	0	0	0	0	0
Hispanic:	0	0	0	0	0	0	0	0
Total:	0	0	0	0	0	0	0	0
Female-headed Households:	0		0		0			

Income Category:

	Owner	Renter	Total	Person
Extremely Low	0	0	0	0
Low Mod	0	0	0	0
Moderate	0	0	0	0
Non Low Moderate	0	0	0	0
Total	0	0	0	0
Percent Low/Mod				

Annual Accomplishments

Years	Accomplishment Narrative	# Benefitting
2014	6/22/15 Reprog \$122,027.67 from IDIS#5499, funding increased to \$240,380.67. The City has had no activity on this project. The City will combine Phase II and Phase III funds with fiscal year 2015/2016 project to complete a more comprehensive pedestrian accessibility project within the City. 6/23/15 reprog \$9,507 from idis#5602, funding increased to \$249,887.67.	
2015	The City plans to combine Phase II and Phase III funds with fiscal year 2015/2016 project to complete a more comprehensive pedestrian accessibility project within the City. The City has currently completed their bid documents and specifications for the project. The City will be going out to bid for this project before the end of the fiscal year.	

PGM Year:	2014
Project:	0060 - 3.106-14 - Solar Energy Project - EXCEED Vocational Training Center - Phase 2
IDIS Activity:	5610 - 3.106-14 - Solar Energy Project - EXCEED Vocational Training Center - Phase 2

Status:	Completed 3/1/2016 12:00:00 AM	Objective:	Create suitable living environments
Location:	1285 N Santa Fe St Hemet, CA 92543-1823	Outcome:	Availability/accessibility
		Matrix Code:	Handicapped Centers (03B)
		National Objective:	LMC

Initial Funding Date: 10/21/2014

Description:
EXCEED will use CDBG funds to purchase and install solar panels at their Hemet vocational training center location to increase energy efficiency and reduce operating expenses.

Financing

	Fund Type	Grant Year	Grant	Funded Amount	Drawn In Program Year	Drawn Thru Program Year
CDBG	EN	Pre-2015		\$110,000.00	\$0.00	\$0.00
		2014	B14UC060506		\$110,000.00	\$110,000.00
Total	Total			\$110,000.00	\$110,000.00	\$110,000.00

Proposed Accomplishments

Public Facilities : 1

Actual Accomplishments

Number assisted:

	Owner		Renter		Total		Person	
	Total	Hispanic	Total	Hispanic	Total	Hispanic	Total	Hispanic
White:	0	0	0	0	0	0	206	71
Black/African American:	0	0	0	0	0	0	21	0
Asian:	0	0	0	0	0	0	2	1
American Indian/Alaskan Native:	0	0	0	0	0	0	1	0
Native Hawaiian/Other Pacific Islander:	0	0	0	0	0	0	2	2
American Indian/Alaskan Native & White:	0	0	0	0	0	0	2	0
Asian White:	0	0	0	0	0	0	4	3
Black/African American & White:	0	0	0	0	0	0	1	1
American Indian/Alaskan Native & Black/African American:	0	0	0	0	0	0	0	0
Other multi-racial:	0	0	0	0	0	0	1	0
Asian/Pacific Islander:	0	0	0	0	0	0	0	0
Hispanic:	0	0	0	0	0	0	0	0
Total:	0	0	0	0	0	0	240	78

Female-headed Households:

0 0 0

Income Category:

	Owner	Renter	Total	Person
Extremely Low	0	0	0	240
Low Mod	0	0	0	0
Moderate	0	0	0	0
Non Low Moderate	0	0	0	0
Total	0	0	0	240
Percent Low/Mod				100.0%

Annual Accomplishments

Years	Accomplishment Narrative	# Benefitting
2014	Project is underway, sponsor is currently obtaining bids. EXCEED will use CDBG funds to purchase and install solar panels on their Hemet facility. These units will increase energy efficiency and reduce operating expenses. The project will create a suitable living environment for disabled adults.	
2015	Project is 100% complete. EXCEED will use CDBG funds to purchase and install solar panels on their Hemet facility. These units will increase energy efficiency and reduce operating expenses. The project will create a suitable living environment for disabled adults.	

PGM Year: 2014

Project: 0062 - 3.108-14 - 3rd District Public Facility Fund

IDIS Activity: 5612 - 3.108-14 - 3rd District Public Facility Fund

Status: Canceled 9/29/2015 12:00:00 AM

Objective: Create suitable living environments

Location: 3403 10th St District-wide Riverside, CA 92501-3670

Outcome: Sustainability

Matrix Code: Public Facilities and Improvement
(General) (03)

National Objective: LMC

Initial Funding Date: 10/21/2014

Description:

CDBG funds will be used to construct eligible public facilities located in low-income areas or serving low-moderate income persons in the 3rd District. As specific and eligible projects are identified, the County will proceed with amendments to the 2014-2015 One Year Action Plan pursuant to the Citizens Participation Plan.

Financing

No data returned for this view. This might be because the applied filter excludes all data.

Proposed Accomplishments

Public Facilities : 1

Actual Accomplishments

Number assisted:

	Owner		Renter		Total		Person	
	Total	Hispanic	Total	Hispanic	Total	Hispanic	Total	Hispanic
White:	0	0	0	0	0	0		0
Black/African American:	0	0	0	0	0	0	0	0
Asian:	0	0	0	0	0	0	0	0
American Indian/Alaskan Native:	0	0	0	0	0	0	0	0
Native Hawaiian/Other Pacific Islander:	0	0	0	0	0	0	0	0
American Indian/Alaskan Native & White:	0	0	0	0	0	0	0	0
Asian White:	0	0	0	0	0	0	0	0
Black/African American & White:	0	0	0	0	0	0	0	0
American Indian/Alaskan Native & Black/African American:	0	0	0	0	0	0	0	0
Other multi-racial:	0	0	0	0	0	0	0	0
Asian/Pacific Islander:	0	0	0	0	0	0	0	0
Hispanic:	0	0	0	0	0	0	0	0
Total:	0	0	0	0	0	0	0	0

Female-headed Households: 0 0 0

Income Category:

	Owner	Renter	Total	Person
Extremely Low	0	0	0	0
Low Mod	0	0	0	0
Moderate	0	0	0	0
Non Low Moderate	0	0	0	0
Total	0	0	0	0
Percent Low/Mod				

Annual Accomplishments

Years	Accomplishment Narrative	# Benefitting
-------	--------------------------	---------------

2014	14/15 funding 264,226. 10/28/14 reprog \$200,000 to idis#5565 (advancement for Winchester Rd. Improvement Project) funding reduced to \$64,226. CDBG funds will be used to construct eligible public facilities located in low-income areas or serving low-moderate income persons in the 3rd District. As specific and eligible projects are identified, the County will proceed with amendments to the 2014-2015 One Year Action Plan pursuant to the Citizens Participation Plan.
2015	9/29/15 reprog \$64,226 to idis#5710, combine with current year pass-thru project, funding reduced to \$0.00. Project canceled.

PGM Year:	2014
Project:	0063 - 3.MR.34-14 - Murrieta Community Center ADA Restroom Project
IDIS Activity:	5613 - 3.MR.34-14 - Murrieta Community Center ADA Restroom Project

Status:	Open	Objective:	Create suitable living environments
Location:	41810 Juniper St Murrieta, CA 92562-7200	Outcome:	Availability/accessibility
		Matrix Code:	Neighborhood Facilities (03E)
		National Objective:	LMC

Initial Funding Date: 10/21/2014

Description:

The City of Murrieta will use CDBG funds to upgrade and construct ADA accessible restrooms at the Murrieta Community Center.

Financing

	Fund Type	Grant Year	Grant	Funded Amount	Drawn In Program Year	Drawn Thru Program Year
CDBG	EN	Pre-2015		\$251,169.00	\$0.00	\$0.00
		2014	B14UC060506		\$155,120.79	\$155,120.79
Total	Total			\$251,169.00	\$155,120.79	\$155,120.79

Proposed Accomplishments

Public Facilities : 4,845

Actual Accomplishments

Number assisted:

	Owner		Renter		Total		Person	
	Total	Hispanic	Total	Hispanic	Total	Hispanic	Total	Hispanic
White:	0	0	0	0	0	0		0
Black/African American:	0	0	0	0	0	0	0	0
Asian:	0	0	0	0	0	0	0	0
American Indian/Alaskan Native:	0	0	0	0	0	0	0	0
Native Hawaiian/Other Pacific Islander:	0	0	0	0	0	0	0	0
American Indian/Alaskan Native & White:	0	0	0	0	0	0	0	0
Asian White:	0	0	0	0	0	0	0	0
Black/African American & White:	0	0	0	0	0	0	0	0
American Indian/Alaskan Native & Black/African American:	0	0	0	0	0	0	0	0
Other multi-racial:	0	0	0	0	0	0	0	0
Asian/Pacific Islander:	0	0	0	0	0	0	0	0
Hispanic:	0	0	0	0	0	0	0	0
Total:	0	0	0	0	0	0	0	0

Female-headed Households: 0 0 0

Income Category:

Owner Renter Total Person

Extremely Low	0	0	0	0
Low Mod	0	0	0	0
Moderate	0	0	0	0
Non Low Moderate	0	0	0	0
Total	0	0	0	0
Percent Low/Mod				

Annual Accomplishments

Years	Accomplishment Narrative	# Benefitting
2014	The City of Murrieta is currently in the process of selecting an architect. They are scheduling presentations the week of June 22, 2015. The contract for design should be ready by July 1, 2015 with construction to begin by December 2015.	
2015	The City of Murrieta has completed the ADA restroom improvements to their community center. The City will use remaining funds to complete a Phase II which will include new ADA doors and ADA lift for their community room stage.	

PGM Year:	2014
Project:	0077 - 4.164-14 - S.C.R.A.P. Gallery Mural Program
IDIS Activity:	5625 - 4.164-14 - S.C.R.A.P. Gallery Mural Program

Status:	Open	Objective:	Create suitable living environments	
Location:	46350 Arabia St Thousand Palms, Mecca, Oasis, Thermal, North Shore Indio, CA 92201-5824	Outcome:	Availability/accessibility	
		Matrix Code:	Public Facilities and Improvement (General) (03)	National Objective: LMA

Initial Funding Date: 10/21/2014

Description:

SCRAP Gallery Mural Program will create a series of public Murals in the Mecca, Thermal, Thousand Palms, Desert Hot Springs, Oasis, and North Shore communities. Murals will be located at community centers, libraries, and recreational centers. The murals consist of environmental themes unique to each community, inspired by, and created by, local children using recycled and eco-friendly materials. CDBG funds will be used for staff salaries (direct cost), Consulting Artist, materials, supplies, and other related expenses.

Financing

	Fund Type	Grant Year	Grant	Funded Amount	Drawn In Program Year	Drawn Thru Program Year
CDBG	EN	Pre-2015		\$15,000.00	\$0.00	\$0.00
		2014	B14UC060506		\$8,907.36	\$8,907.36
Total	Total			\$15,000.00	\$8,907.36	\$8,907.36

Proposed Accomplishments

People (General) : 20,870

Total Population in Service Area: 20,870

Census Tract Percent Low / Mod: 149.20

Annual Accomplishments

Years	Accomplishment Narrative	# Benefitting
2014	Project currently underway. The S.C.R.A.P. Gallery is in the process of obtaining the necessary insurance documentation to meet the County's standards. Once the documentation has been received, the Incur Cost Letter and Agreement will be issued. In the meantime, the S.C.R.A.P. Gallery is in the process of working with communities to establish project locations for the mural and themes, along with the mural design. To date, there is no public benefit to report.	

2015 The S.C.R.A.P. Gallery is currently in the process of designing the mural for the Galilee Centers Migrant Farm Worker laundry and shower facility. Materials have been purchased, and an initial design was presented to the Galilee Center for approval. Feedback and comments from the Galilee Center are being considered and addressed by the S.C.R.A.P. Gallery. The two organizations are preparing to meet again to discuss the final design and implement the project. To date, there is no public benefit to report.

PGM Year: 2014
Project: 0078 - 4.165-14 - John Kelley Elementary Playground Improvement Project
IDIS Activity: 5626 - 4.165-14 - John Kelley Elementary Playground Improvement Project

Status: Completed 4/1/2016 12:00:00 AM Objective: Create suitable living environments
 Location: 87163 Center St Thermal, CA 92274-8753 Outcome: Availability/accessibility
 Matrix Code: Parks, Recreational Facilities (03F) National Objective: LMA

Initial Funding Date: 10/21/2014

Description:

CDBG funds will be used to purchase and install shade structures, drinking fountains, and for other playground improvements. These upgrades will allow CVUSD to meet safety standards and provide members of the community access to recreational facilities.

Financing

	Fund Type	Grant Year	Grant	Funded Amount	Drawn In Program Year	Drawn Thru Program Year
CDBG	EN	Pre-2015		\$33,937.65	\$0.00	\$0.00
		2014	B14UC060506		\$33,937.65	\$33,937.65
	PI			\$15,991.73	\$15,991.73	\$15,991.73
Total	Total			\$49,929.38	\$49,929.38	\$49,929.38

Proposed Accomplishments

Public Facilities : 1,765
 Total Population in Service Area: 1,765
 Census Tract Percent Low / Mod: 83.60

Annual Accomplishments

Years	Accomplishment Narrative	# Benefitting
2014	Project currently underway. CDBG funds will be used to purchase and install playground equipment at the John Kelley Elementary School in the low-mod area of Thermal. Currently, the Coachella Valley Unified School District is in the process of obtaining proper insurance documentation and completing the online training course. Once the insurance requirements have been met, and the Incur Cost Letter is issued, the district will procure the purchase of equipment.	
2015	1/6/16 increase PI \$15,991.73, decrease EN \$15,991.73(PI receipted),funding remains the same. 3/16/16 reprog \$70.62 to idis#5334, funding reduced to \$49,929.38. Project complete. CDBG funds were used to purchase playground equipment at the John Kelley Elementary School in the low-mod area of Thermal. The Coachella Valley Unified School District used their staff to complete the installation of the equipment. CDBG funds were used specifically to reimburse the Coachella Valley Unified School District for the purchase of playground equipment from the vendor. The playground equipment purchased consisted of the structure itself, included a 90-degree glide slide with canopy and bedway, a twist-and-shout slide with canopy and bedway, a custom catwalk bridge, and an oval crawl tube. Residents of this low income community now have access to this public facility improvement for the purpose of creating a suitable living environment.	

PGM Year: 2014
Project: 0080 - 4.167-14 - 4th District Public Facility Fund
IDIS Activity: 5628 - 4.167-14 - 4th District Public Facility Fund

Status: Canceled 9/29/2015 12:00:00 AM Objective: Create suitable living environments
 Location: 3403 10th St 4th District Riverside, CA 92501-3670 Outcome: Sustainability

Initial Funding Date: 10/21/2014

Description:

CDBG funds will be used to construct eligible public facilities located in low-income areas or serving low-moderate income persons in the 4th District. As specific and eligible projects are identified, the County will proceed with amendments to the 2014-2015 One Year Action Plan pursuant to the Citizens Participation Plan.

Financing

No data returned for this view. This might be because the applied filter excludes all data.

Proposed Accomplishments

Public Facilities : 1

Actual Accomplishments*Number assisted:*

	Owner		Renter		Total		Person	
	Total	Hispanic	Total	Hispanic	Total	Hispanic	Total	Hispanic
White:	0	0	0	0	0	0		0
Black/African American:	0	0	0	0	0	0	0	0
Asian:	0	0	0	0	0	0	0	0
American Indian/Alaskan Native:	0	0	0	0	0	0	0	0
Native Hawaiian/Other Pacific Islander:	0	0	0	0	0	0	0	0
American Indian/Alaskan Native & White:	0	0	0	0	0	0	0	0
Asian White:	0	0	0	0	0	0	0	0
Black/African American & White:	0	0	0	0	0	0	0	0
American Indian/Alaskan Native & Black/African American:	0	0	0	0	0	0	0	0
Other multi-racial:	0	0	0	0	0	0	0	0
Asian/Pacific Islander:	0	0	0	0	0	0	0	0
Hispanic:	0	0	0	0	0	0	0	0
Total:	0	0	0	0	0	0	0	0

Female-headed Households:

0 0 0

Income Category:

	Owner	Renter	Total	Person
Extremely Low	0	0	0	0
Low Mod	0	0	0	0
Moderate	0	0	0	0
Non Low Moderate	0	0	0	0
Total	0	0	0	0
Percent Low/Mod				

Annual Accomplishments

Years	Accomplishment Narrative	# Benefitting
-------	--------------------------	---------------

2014	14/15 funding \$202,825. 10/27/14 reprog \$8,000 to idis#5566, funding reduced \$194,825. 10/28/14 reprog remaining unused funds \$70,582.09 from idis#5334, funding increased to \$265,407.09. 4/13/15 reprog \$8,000 from idis#5546, funding increased to \$273,407.09. 4/13/15 reprog \$50,000 to idis#5670, funding decreased to \$223,407.09. 6/24/15 CDBG funds will be used to construct eligible public facilities located in low-income areas or serving low-moderate income persons in the 4th District. As specific and eligible projects are identified, the County will proceed with amendments to the 2014-2015 One Year Action Plan pursuant to the Citizens Participation Plan.
2015	7/28/15 reprog \$33,055.24 from idis#5550, funding increased to \$256,462.33. 7/28/5 year-end cleanup, per fiscal reprog \$382.90 to idis#5550 for final draw, funding reduced to \$256,079.43. 9/29/15 reprog \$256,079.43 to idis #5737, current year faciliy pass-thru project, funding reduced to \$0.00. Project canceled.

PGM Year: 2014
Project: 0084 - 4.CO.08-14 - Shady Lane Sidewalk Improvement Project
IDIS Activity: 5633 - 4.CO.08-14 - Shady Lane Sidewalk Improvement Project

Status: Completed 6/30/2016 12:00:00 AM
Location: 1515 6th St Shady Lane adjacent to Dateland Park
Coachella, CA 92236-1713
Objective: Create suitable living environments
Outcome: Availability/accessibility
Matrix Code: Sidewalks (03L)
National Objective: LMA

Initial Funding Date: 10/21/2014

Description:

CDBG funds will be used to pay for costs associated with the design and construction of approximately 5,500 square feet of P.C.C. sidewalk and two ADA compliant curb ramps on the west side of Shady Lane from Araby Avenue to Bagdag Avenue.

Financing

	Fund Type	Grant Year	Grant	Funded Amount	Drawn In Program Year	Drawn Thru Program Year
CDBG	EN	Pre-2015		\$141,520.88	\$0.00	\$0.00
		2013	B13UC060506		\$2,634.79	\$2,634.79
		2014	B14UC060506		\$138,886.09	\$138,886.09
	PI			\$590.76	\$590.76	\$590.76
Total	Total			\$142,111.64	\$142,111.64	\$142,111.64

Proposed Accomplishments

People (General) : 3,415
Total Population in Service Area: 3,415
Census Tract Percent Low / Mod: 155.20

Annual Accomplishments

Years	Accomplishment Narrative	# Benefitting
2014	3/30/15 reprog \$37,141.83 from idis#5631, funding increased to \$147,141.83. 6/30/15 PI increase \$590.76, EN decrease \$590.76, total funding remains the same. CDBG funds will be used to pay for the equipment and city staff time of the Design and construct approximately 5,500 square feet of P.C.C. Sidewalk and two ADA curb ramps per Riverside County Standard Drawings No. 401 and No. 403 Cases (A) and (B), respectively, on the east side of Shady Lane from Araby to Bagdad, to provide for safe pedestrian access and circulation to- and -from Dateland Park and the Shady Lane Mural. Also, project installs desert friendly plantings in landscape buffer between edge of sidewalk and Mural. The project is currently 10% complete no funding request have been submitted to-date and future request to the City are pending.	
2015	CDBG funds were used to pay for the equipment and city staff time relating to the Design and construction of approximately 5,500 square feet of sidewalk and two ADA curb ramps on the east side of Shady Lane, starting at Araby Road and ending at Bagdad Drive. This sidewalk project now provides for safe pedestrian access and circulation to and from Dateland Park and the Shady Lane Mural. In addition, the City installed desert friendly landscaping as a buffer between the edge of the sidewalk and Mural. The project is currently 100% complete and no reimbursement requests have been submitted to-date, the County has requested that the City submit a reimbursement request to withdraw all remaining project funds. 7/18/16 Year-end cleanup reprog \$5,030.19 to idis#5747, funding reduced to \$142,111.64.	

PGM Year:	2014
Project:	0085 - 4.IW.09-14 - Upgraded Lighting for Senior Affordable Housing Property-Phase II
IDIS Activity:	5634 - 4.IW.09-14 - Upgraded Lighting for Senior Affordable Housing Property-Phase II

Status:	Completed 6/3/2016 12:00:00 AM	Objective:	Provide decent affordable housing
Location:	78000 Betty Barker Way Indian Wells, CA 92210-7516	Outcome:	Affordability
		Matrix Code:	Rehab; Other Publicly-Owned Residential Buildings (14D)
		National Objective:	LMH

Initial Funding Date: 10/21/2014

Description:

The National Community Renaissance will use CDBG funds to upgrade lighting, for enhanced safety and energy efficiency, at one (Mountain View Villas) of the City-owned, low-income senior housing apartment communities, in the City of Indian Wells.

Financing

	Fund Type	Grant Year	Grant	Funded Amount	Drawn In Program Year	Drawn Thru Program Year
CDBG	EN	Pre-2015		\$20,000.00	\$0.00	\$0.00
		2013	B13UC060506		\$0.00	\$20,000.00
Total	Total			\$20,000.00	\$0.00	\$20,000.00

Proposed Accomplishments

Housing Units : 123

Actual Accomplishments

Number assisted:

	Owner		Renter		Total		Person	
	Total	Hispanic	Total	Hispanic	Total	Hispanic	Total	Hispanic
White:	0	0	114	4	114	4	0	0
Black/African American:	0	0	7	0	7	0	0	0
Asian:	0	0	2	0	2	0	0	0
American Indian/Alaskan Native:	0	0	0	0	0	0	0	0
Native Hawaiian/Other Pacific Islander:	0	0	0	0	0	0	0	0
American Indian/Alaskan Native & White:	0	0	0	0	0	0	0	0
Asian White:	0	0	0	0	0	0	0	0
Black/African American & White:	0	0	0	0	0	0	0	0
American Indian/Alaskan Native & Black/African American:	0	0	0	0	0	0	0	0
Other multi-racial:	0	0	0	0	0	0	0	0
Asian/Pacific Islander:	0	0	0	0	0	0	0	0
Hispanic:	0	0	0	0	0	0	0	0
Total:	0	0	123	4	123	4	0	0

Female-headed Households: 0 84 84

Income Category:

	Owner	Renter	Total	Person
Extremely Low	0	76	76	0
Low Mod	0	27	27	0
Moderate	0	0	0	0

Non Low Moderate	0	20	20	0
Total	0	123	123	0
Percent Low/Mod		83.7%	83.7%	

Annual Accomplishments

Years	Accomplishment Narrative	# Benefitting
2014	2014/15 funding \$20,000. Proposed to serve 123 low-income seniors. Project underway-CDBG funds will be used to continue lighting upgrades at the Mountain View Villas Senior Housing Property, owned by the City of Indian Wells. CDBG funds will be used specifically to purchase lighting equipment, and for City staff to complete the installation. No public benefit to date. 7/1/15 year-end cleanup reprog \$24,266.05 from idis#5500, funding increased to \$44,266.05. 2/8/16 per HUD instructions project was properly revised from 03A-PF to 14D-LMH.	
2015	2/8/16 per HUD instructions project was properly revised from 03A-PF to 14D-LMH. 5/25/16 reprog \$24,266.05 to idis#5752, funding reduced to \$20,000. CDBG funds were used to pay for costs associated with lighting upgrades at the Mountain View Villas Senior Housing Property, owned by the City of Indian Wells. CDBG funds were used specifically to purchase lighting equipment, and for City staff time to complete equipment installation. Reason for discrepancy: Lighting improvements were originally proposed at both the Indian Wells Villas and Mountain View Villas senior housing complexes. However, due to costs involved with improvements, only the Mountain View Villas received lighting improvements. The number actually served corresponds to the number of residents at the Mountain View Villas senior housing complex.	

PGM Year:	2014
Project:	0086 - 4.LQ.19-14 - Parks ADA Improvements Project
IDIS Activity:	5635 - 4.LQ.19-14 - Parks ADA Improvements Project

Status:	Completed 6/16/2016 12:00:00 AM	Objective:	Create suitable living environments
Location:	78495 Calle Tampico Citywide La Quinta, CA 92253-2839	Outcome:	Availability/accessibility
		Matrix Code:	Parks, Recreational Facilities (03F)
		National Objective:	LMC

Initial Funding Date: 10/21/2014

Description:

The City will design and construct ADA improvements at various City-owned parks and other facilities based on the prioritized improvements recommended as part of the ADA Transition Plan Report. CDBG funds will be used for design, inspection and testing, playground equipment purchases, and construction.

Financing

	Fund Type	Grant Year	Grant	Funded Amount	Drawn In Program Year	Drawn Thru Program Year
CDBG	EN	Pre-2015		\$317,010.23	\$0.00	\$0.00
		2013	B13UC060506		\$12.90	\$12.90
		2014	B14UC060506		\$316,997.33	\$316,997.33
Total	Total			\$317,010.23	\$317,010.23	\$317,010.23

Proposed Accomplishments

Public Facilities : 1

Actual Accomplishments

Number assisted:	Owner		Renter		Total		Person	
	Total	Hispanic	Total	Hispanic	Total	Hispanic	Total	Hispanic
White:	0	0	0	0	0	0	2,930	1,156
Black/African American:	0	0	0	0	0	0	28	0
Asian:	0	0	0	0	0	0	67	0
American Indian/Alaskan Native:	0	0	0	0	0	0	21	0
Native Hawaiian/Other Pacific Islander:	0	0	0	0	0	0	0	0
American Indian/Alaskan Native & White:	0	0	0	0	0	0	0	0

Asian White:	0	0	0	0	0	0	0	0
Black/African American & White:	0	0	0	0	0	0	0	0
American Indian/Alaskan Native & Black/African American:	0	0	0	0	0	0	0	0
Other multi-racial:	0	0	0	0	0	0	568	0
Asian/Pacific Islander:	0	0	0	0	0	0	0	0
Hispanic:	0	0	0	0	0	0	0	0
Total:	0	0	0	0	0	0	3,614	1,156
Female-headed Households:	0		0		0			

Income Category:

	Owner	Renter	Total	Person
Extremely Low	0	0	0	0
Low Mod	0	0	0	3,614
Moderate	0	0	0	0
Non Low Moderate	0	0	0	0
Total	0	0	0	3,614
Percent Low/Mod				100.0%

Annual Accomplishments

Years	Accomplishment Narrative	# Benefitting
2014	2014/15 funding \$104,614. Proposed to serve 3,614. 10/27/14 reprog \$205,871.98 from (\$82,011.98 idis#5355 and \$123,860 idis#5502)funding increased to \$310,485.98. Project underway. The City's consultant is in the process of developing the plans and specifications. EDA provided the Special Federal Provisions to be included in the City's document. Once the plans and specs are complete, the City will provide the documents to the County for review and approval. It is estimated that the design process will be complete by mid- to late-July, with the project being bid for construction fall of 2015. There is no public benefit to report.	
2015	3/16/16 reprog \$6,524.25 from idis#5637, funding increased to \$317,010.23. Project Complete. The Citys utilized CDBG funds to complete ADA upgrades and improvements at City-owned parks. CDBG funds were used specifically to pay for costs associated with public advertisement for bidding purposes, construction contract related costs of ADA improvements, the purchase of ADA compliant/accessible playground equipment and other project related costs. The completion of these improvements provides improved accessibility to disabled individuals.	

PGM Year:	2014
Project:	0088 - 4.LQ.21-14 - Vista Dunes Community Center Improvements
IDIS Activity:	5637 - 4.LQ.21-14 - Vista Dunes Community Center Improvements

Status:	Completed 4/27/2016 12:00:00 AM	Objective:	Create suitable living environments
Location:	44950 Vista Dunes Ln La Quinta, CA 92253-4130	Outcome:	Availability/accessibility
		Matrix Code:	Neighborhood Facilities (03E)
		National Objective:	LMC

Initial Funding Date: 10/21/2014

Description:

The City's subrecipient will use CDBG funds to complete upgrades to the City-owned affordable housing apartment homes. CDBG funds will be used to purchase and install fencing, complete lighting upgrades and increase storage capacity at the onsite community center. These improvements will increase the safety and security of residents and their children, as well as allow additional space for program supplies, and equipment, to be stored onsite.

Financing

	Fund Type	Grant Year	Grant	Funded Amount	Drawn In Program Year	Drawn Thru Program Year
CDBG	EN	Pre-2015		\$12,785.75	\$0.00	\$0.00
		2014	B14UC060506		\$12,785.75	\$12,785.75
Total	Total			\$12,785.75	\$12,785.75	\$12,785.75

Proposed Accomplishments

Public Facilities : 79

Actual Accomplishments

Number assisted:

	Owner		Renter		Total		Person	
	Total	Hispanic	Total	Hispanic	Total	Hispanic	Total	Hispanic
White:	0	0	0	0	0	0	21	0
Black/African American:	0	0	0	0	0	0	7	0
Asian:	0	0	0	0	0	0	40	0
American Indian/Alaskan Native:	0	0	0	0	0	0	0	0
Native Hawaiian/Other Pacific Islander:	0	0	0	0	0	0	0	0
American Indian/Alaskan Native & White:	0	0	0	0	0	0	0	0
Asian White:	0	0	0	0	0	0	0	0
Black/African American & White:	0	0	0	0	0	0	0	0
American Indian/Alaskan Native & Black/African American:	0	0	0	0	0	0	0	0
Other multi-racial:	0	0	0	0	0	0	11	0
Asian/Pacific Islander:	0	0	0	0	0	0	0	0
Hispanic:	0	0	0	0	0	0	0	0
Total:	0	0	0	0	0	0	79	0

Female-headed Households:

0 0 0

Income Category:

	Owner	Renter	Total	Person
Extremely Low	0	0	0	19
Low Mod	0	0	0	31
Moderate	0	0	0	19
Non Low Moderate	0	0	0	10
Total	0	0	0	79
Percent Low/Mod				87.3%

Annual Accomplishments

Years	Accomplishment Narrative	# Benefitting
2014	Project Underway. City and subrecipient have executed CDBG subrecipient agreement and are in the process of identifying a specific scope of work for the project, and prioritizing improvements. It is likely that CDBG funds will be used to purchase materials and supplies and the subrecipient's staff will perform work associated with improvements. Additionally, the City has relayed information regarding reporting requirements to the subrecipient. Although tenants qualify for housing at Vista Dunes by meeting HUDs income guidelines, the subrecipient is currently not collecting data regarding ethnicity. The subrecipient will now begin the process of collecting information regarding ethnicity. There is no public benefit to report	

2015	3/16/16 reprog \$6,524.25 to idis#5635, funding reduced to \$12,785.75. Project Complete. CDBG funds were used to complete lighting, cabinetry, and fencing improvements at the Vista Dunes Community Center. The subrecipient used CDBG specifically to purchase materials, and improvements were completed in-house using maintenance staff. As a result of this CDBG funded project, the community center now has improved security, energy efficient and safety lighting, and increased storage space for program supplies and materials. Reason for discrepancy: Subrecipient underestimated program participation by one unit due to the fact that the proposed units of service were estimated in 2014-2015, prior to the completion and implementation of project improvements.				
PGM Year:	2014				
Project:	0093 - 5.70-14 - 5th District Public Facility Fund				
IDIS Activity:	5642 - 5.70-14 - 5th District Public Facility Fund				
Status:	Canceled 4/27/2016 12:00:00 AM		Objective:	Create suitable living environments	
Location:	3403 10th St 5th District Riverside, CA 92501-3670		Outcome:	Sustainability	
			Matrix Code:	Public Facilities and Improvement (General) (03)	National Objective: LMC

Initial Funding Date: 10/21/2014

Description:

CDBG funds will be used to construct eligible public facilities located in low-income areas or serving low-moderate income persons in the 5th District. As specific and eligible projects are identified, the County will proceed with amendments to the 2014-2015 One Year Action Plan pursuant to the Citizens Participation Plan.

Financing

No data returned for this view. This might be because the applied filter excludes all data.

Proposed Accomplishments

Public Facilities : 1

Actual Accomplishments

Number assisted:	Owner		Renter		Total		Person	
	Total	Hispanic	Total	Hispanic	Total	Hispanic	Total	Hispanic
White:	0	0	0	0	0	0		0
Black/African American:	0	0	0	0	0	0	0	0
Asian:	0	0	0	0	0	0	0	0
American Indian/Alaskan Native:	0	0	0	0	0	0	0	0
Native Hawaiian/Other Pacific Islander:	0	0	0	0	0	0	0	0
American Indian/Alaskan Native & White:	0	0	0	0	0	0	0	0
Asian White:	0	0	0	0	0	0	0	0
Black/African American & White:	0	0	0	0	0	0	0	0
American Indian/Alaskan Native & Black/African American:	0	0	0	0	0	0	0	0
Other multi-racial:	0	0	0	0	0	0	0	0
Asian/Pacific Islander:	0	0	0	0	0	0	0	0
Hispanic:	0	0	0	0	0	0	0	0
Total:	0	0	0	0	0	0	0	0
Female-headed Households:	0		0		0			
Income Category:								
	Owner	Renter	Total	Person				
Extremely Low	0	0	0	0				

Low Mod	0	0	0	0
Moderate	0	0	0	0
Non Low Moderate	0	0	0	0
Total	0	0	0	0
Percent Low/Mod				

Annual Accomplishments

Years	Accomplishment Narrative	# Benefitting
2014	2014/15 funding \$57,500. 10/27/14 reprog \$15,000 from canceled project idis#5641, funding increased to \$72,500. 10/28/14 reprog \$136,642.95 from idis#5492, funding increased to \$209,142.95. 12/15/14 reprog \$12.42 to idis#5525, funding reduced to \$209,130.53. 6/23/15 reprog \$4,573.25 from idis#5640, funding increased to \$213,703.78. CDBG funds have not yet been allocated to construct eligible public facilities located in low-income areas or serving low-moderate income persons in the 5th District. As specific and eligible projects are identified, the County will proceed with amendments to the 2014-2015 One Year Action Plan pursuant to the Citizens Participation Plan.	
2015	10/19/15 reprog \$125,000 to idis#5785, funding reduced to \$88,703.78. 4/27/16 reprog \$88,703.78 to idis #5785 (HOLD to reprog to 2016 EDM-ADA Assessment Project 9.147-16), funding reduced to \$0.	

PGM Year:	2014
Project:	0094 - 5.BEA-24-14 - Street& Sidewalk Improvement Project
IDIS Activity:	5643 - 5.BEA-24-14 - Street& Sidewalk Improvement Project

Status:	Open	Objective:	Create suitable living environments
Location:	550 E 6th St Beaumont, CA 92223-2253	Outcome:	Availability/accessibility
		Matrix Code:	Public Facilities and Improvement (General) (03)
		National Objective:	LMA

Initial Funding Date: 10/21/2014

Description:

The City of Beaumont will use CDBG funds for street improvements along California, Orange, Beaumont, and Cherry Avenue, and 1st through 8th Street to construct sidewalks, to improve pedestrian safety and ADA accessibility.

Financing

	Fund Type	Grant Year	Grant	Funded Amount	Drawn In Program Year	Drawn Thru Program Year
CDBG	EN	Pre-2015		\$324,546.27	\$0.00	\$0.00
		2014	B14UC060506		\$3,894.46	\$3,894.46
Total	Total			\$324,546.27	\$3,894.46	\$3,894.46

Proposed Accomplishments

People (General) : 8,525
Total Population in Service Area: 8,525
Census Tract Percent Low / Mod: 60.90

Annual Accomplishments

Years	Accomplishment Narrative	# Benefitting
2014	2014/15 funding \$161,876. Project underway. The City of Beaumont will use CDBG funds for street improvements along California, Orange, Beaumont, and Cherry Avenue and 1st through 8th street for the safety of pedestrians and improving street access for low-income residents. The city will begin completing designs and construction in the next few months. This project will be funded 100% CDBG and leverage will be utilized from future CDBG funds.	

2015 1/26/16 reprog \$162,670.27 from idis#5495 per City request, funding increased to \$324,546.27. The City of Beaumont will construct and rehabilitate streets along California, Orange, Beaumont, and Cherry Avenue, and 1st through 8th street by constructing sidewalks, curbs, and gutters, to provide a safe passage for pedestrians and ADA accessibility. The project has basic designs created by the city. A Bid Document is in the process of completion in order to bid out in 2016. The project is projected to be completed by December 2016. The project is 5 % complete. Leverage funds will be CDBG funding for 2015 FY and staff time.

PGM Year:	2014
Project:	0098 - 9.128-14 - Economic Development-MicroEnterprise
IDIS Activity:	5659 - 9.128-14 Economic Development-MicroEnterprise

Status:	Open	Objective:	Create economic opportunities	
Location:	3403 10th St Countywide Riverside, CA 92501-3670	Outcome:	Availability/accessibility	
		Matrix Code:	Micro-Enterprise Assistance (18C)	National Objective: LMCMC

Initial Funding Date: 12/16/2014

Description:

CDBG funds will be used by the County to provide assistance to micro-enterprises, in targeted areas of the County. Assistance to businesses may include financial assistance, technical assistance, or general support services to expand economic growth and job creation in the county.

Financing

	Fund Type	Grant Year	Grant	Funded Amount	Drawn In Program Year	Drawn Thru Program Year
CDBG	EN	Pre-2015		\$407,635.00	\$0.00	\$0.00
		2013	B13UC060506		\$512.56	\$512.56
		2014	B14UC060506		\$19,702.35	\$19,702.35
Total	Total			\$407,635.00	\$20,214.91	\$20,214.91

Proposed Accomplishments

Businesses : 5

Actual Accomplishments

Number assisted:

	Owner		Renter		Total		Person	
	Total	Hispanic	Total	Hispanic	Total	Hispanic	Total	Hispanic
White:	0	0	0	0	0	0		0
Black/African American:	0	0	0	0	0	0	0	0
Asian:	0	0	0	0	0	0	0	0
American Indian/Alaskan Native:	0	0	0	0	0	0	0	0
Native Hawaiian/Other Pacific Islander:	0	0	0	0	0	0	0	0
American Indian/Alaskan Native & White:	0	0	0	0	0	0	0	0
Asian White:	0	0	0	0	0	0	0	0
Black/African American & White:	0	0	0	0	0	0	0	0
American Indian/Alaskan Native & Black/African American:	0	0	0	0	0	0	0	0
Other multi-racial:	0	0	0	0	0	0	0	0
Asian/Pacific Islander:	0	0	0	0	0	0	0	0
Hispanic:	0	0	0	0	0	0	0	0
Total:	0	0	0	0	0	0	0	0
Female-headed Households:	0		0		0			

Income Category:

	Owner	Renter	Total	Person
Extremely Low	0	0	0	0
Low Mod	0	0	0	0
Moderate	0	0	0	0
Non Low Moderate	0	0	0	0
Total	0	0	0	0
Percent Low/Mod				

Annual Accomplishments

Years	Accomplishment Narrative	# Benefitting
2014	12/16/14 New project, reprog \$120,000 from idis#5564, funding increased to \$120,000. 3/6/15 reprog \$380,000 from idis#5565, funding increased to \$500,000. EDA staff are currently finalizing the program's guidelines and policies & procedures. Implementation of the micro-enterprise assistance program expected Fall 2015. Year-end cleanup reprog \$92,365 to idis#5563, funding reduced to \$407,635 to be used for leveraging.	
2015	Project underway. Legal forms and documents are currently under review by Riverside County Counsel with a deadline to promote the micro-enterprise loan program by mid-July 2016.	

PGM Year:	2014
Project:	0099 - 9.129-14 - Economic Development-Financial Assistance
IDIS Activity:	5660 - 9.129-14 - Economic Development-Financial Assistance

Status:	Open	Objective:	Create economic opportunities
Location:	3403 10th St Countywide Riverside, CA 92501-3670	Outcome:	Availability/accessibility
		Matrix Code:	ED Direct Financial Assistance to For-Profits (18A)
		National Objective:	LMJ

Initial Funding Date: 12/16/2014

Description:

CDBG funds will be used by the County to provide assistance tofor-profit businesses, in targeted areas of the County. Forms of assistance include loans, loan guarantees, or grants to expand economic growth and job creation in the county.

Financing

	Fund Type	Grant Year	Grant	Funded Amount	Drawn In Program Year	Drawn Thru Program Year
CDBG	EN	Pre-2015		\$407,636.00	\$0.00	\$0.00
		2013	B13UC060506		\$512.56	\$512.56
		2014	B14UC060506		\$13,164.56	\$13,164.56
Total	Total			\$407,636.00	\$13,677.12	\$13,677.12

Proposed Accomplishments

Jobs : 5

Actual Accomplishments

Number assisted:	Owner		Renter		Total		Person	
	Total	Hispanic	Total	Hispanic	Total	Hispanic	Total	Hispanic
White:	0	0	0	0	0	0		0
Black/African American:	0	0	0	0	0	0	0	0
Asian:	0	0	0	0	0	0	0	0

American Indian/Alaskan Native:	0	0	0	0	0	0	0	0
Native Hawaiian/Other Pacific Islander:	0	0	0	0	0	0	0	0
American Indian/Alaskan Native & White:	0	0	0	0	0	0	0	0
Asian White:	0	0	0	0	0	0	0	0
Black/African American & White:	0	0	0	0	0	0	0	0
American Indian/Alaskan Native & Black/African American:	0	0	0	0	0	0	0	0
Other multi-racial:	0	0	0	0	0	0	0	0
Asian/Pacific Islander:	0	0	0	0	0	0	0	0
Hispanic:	0	0	0	0	0	0	0	0
Total:	0	0	0	0	0	0	0	0

Female-headed Households: 0 0 0

Income Category:

	Owner	Renter	Total	Person
Extremely Low	0	0	0	0
Low Mod	0	0	0	0
Moderate	0	0	0	0
Non Low Moderate	0	0	0	0
Total	0	0	0	0
Percent Low/Mod				

Annual Accomplishments

Years	Accomplishment Narrative	# Benefitting
2014	New project, reprog \$180,000 from unencumbered (Project 9.25-14/idis#5564 canceled), funding increased to \$180,000. 3/6/15 reprog \$320,000 from idis#5566, funding increased to \$500,000. 4/15/15 reprog \$25,000 to idis#5672, funding reduced to \$475,000. Project underway. EDA staff are currently finalizing the program's guidelines and policies & procedures. Implementation of the small business loan program expected Fall 2015. Year-end cleanup reprog \$67,364 to idis#5563, funding reduced to \$407,636 to be used for leveraging.	
2015	Project underway. The Small Business loan agreement and legal documents have been prepared and are currently under the review of Riverside County Counsel staff. The loan program is scheduled to be finalized and available for application acceptance by mid-July 2016.	

PGM Year:	2014
Project:	0101 - 4.168-14 - Colorado River Community Center
IDIS Activity:	5670 - 4.168-14 - Colorado River Community Center

Status:	Open	Objective:	Create suitable living environments
Location:	10 Rio Loco Blythe, CA 92225-9537	Outcome:	Availability/accessibility
		Matrix Code:	Public Facilities and Improvement (General) (03)
		National Objective:	LMA

Initial Funding Date: 04/16/2015

Description:

The Colorado River Senior Center will use CDBG funds to pay for ADA upgrades and facility improvements including kitchen renovations, energy efficiency, water system, foundation stabilization, and other improvements. The Center provides essential services and programs to seniors and residents in the remote Colorado River Communities.

Financing

	Fund Type	Grant Year	Grant	Funded Amount	Drawn In Program Year	Drawn Thru Program Year
--	-----------	------------	-------	---------------	-----------------------	-------------------------

CDBG	EN	Pre-2015		\$71,312.00	\$0.00	\$0.00
		2014	B14UC060506		\$580.72	\$580.72
		2015	B15UC060506	\$65,929.16	\$0.00	\$0.00
	PI			\$2,592.38	\$0.00	\$0.00
Total	Total			\$139,833.54	\$580.72	\$580.72

Proposed Accomplishments

People (General) : 3,460

Total Population in Service Area: 3,460

Census Tract Percent Low / Mod: 133.52

Annual Accomplishments

Years	Accomplishment Narrative	# Benefitting
2014	4/13/15 reprog \$50,000 from idis#5628, funding increased to \$50,000. Project underway. Project was added to 2014-2015 CDBG One Year Action Plan through a Substantial Amendment on May 7, 2015. CDBG staff are in the process of completing administrative reviews and drafting the CDBG Sponsor's Agreement. Colorado River Senior Citizen's group is in the process of developing a detailed project scope, based upon Health Department violations and handling recent issues with non-profit status revocation due to Franchise Tax Board issues.	
2015	3/29/16 reprog \$92,579.43 from idis#5737, funding increased to \$142,579.43. 5/5/16 reprog \$10,000 to idis#5812 (Activity Delivery Cost), funding reduced to \$132,579.43. 6/14/16 year-end cleanup, reprog \$971.11 from (\$68.36 from idis#5719/ \$433.71 from idis#5717/ \$469.04 idis#5684) funding increased to \$133,550.54. 6/14/16 year-end cleanup reprog \$6,283 from idis#5761, funding increased to \$139,364.50. 7/28/16 PI receipted increase PI \$2,592.38, decrease EN \$2,592.38, funding remains the same. Project underway. Project was added to 2014-2015 CDBG One Year Action Plan through Substantial Amendment on May 7, 2015. The Colorado River Senior Citizens non-profit group, with the assistance of Riverside County Economic Development Agency Project Management staff, issued a RFP for architectural and engineering services to design facility improvements. It is anticipated that the organization will enter into a contract for design services by the end of May 2016. Construction of facility improvements is expected to commence sometime in the fall of 2016.	

PGM Year: 2014

Project: 0102 - 2.NR.35-14 - Norco Community Center ADA Upgrades

IDIS Activity: 5671 - 2.NR.35-14 - Norco Community Center ADA Upgrades

Status: Open

Location: 3900 Acacia Ave Norco, CA 92860-1220

Objective: Create suitable living environments

Outcome: Availability/accessibility

Matrix Code: Neighborhood Facilities (03E)

National Objective: LMC

Initial Funding Date: 04/16/2015

Description:

The City of Norco will use CDBG funds to upgrade the restroom facilities at their Community Center. The upgrades will include ADA compliant restrooms and access to the facility.

Financing

	Fund Type	Grant Year	Grant	Funded Amount	Drawn In Program Year	Drawn Thru Program Year
CDBG	EN	Pre-2015		\$171,359.81	\$0.00	\$0.00
Total	Total			\$171,359.81	\$0.00	\$0.00

Proposed Accomplishments

Public Facilities : 1

Actual Accomplishments

Number assisted:

White:

Owner		Renter		Total		Person	
Total	Hispanic	Total	Hispanic	Total	Hispanic	Total	Hispanic
0	0	0	0	0	0	0	0

Black/African American:	0	0	0	0	0	0	0	0
Asian:	0	0	0	0	0	0	0	0
American Indian/Alaskan Native:	0	0	0	0	0	0	0	0
Native Hawaiian/Other Pacific Islander:	0	0	0	0	0	0	0	0
American Indian/Alaskan Native & White:	0	0	0	0	0	0	0	0
Asian White:	0	0	0	0	0	0	0	0
Black/African American & White:	0	0	0	0	0	0	0	0
American Indian/Alaskan Native & Black/African American:	0	0	0	0	0	0	0	0
Other multi-racial:	0	0	0	0	0	0	0	0
Asian/Pacific Islander:	0	0	0	0	0	0	0	0
Hispanic:	0	0	0	0	0	0	0	0
Total:	0	0	0	0	0	0	0	0

Female-headed Households: 0 0 0

Income Category:

	Owner	Renter	Total	Person
Extremely Low	0	0	0	0
Low Mod	0	0	0	0
Moderate	0	0	0	0
Non Low Moderate	0	0	0	0
Total	0	0	0	0
Percent Low/Mod				

Annual Accomplishments

Years	Accomplishment Narrative	# Benefitting
2014	4/13/15 reprog \$171,359.81 from idis#5605, funding increased to \$171,359.81. Substantial amendment/F11 to the County Board of Supervisors 4/19/15. The City of Norco will use CDBG funds to provide ADA upgrades to the restroom facility at their community center. The project is currently in the design phase with construction set to begin fall of 2015.	
2015	The City of Norco will use CDBG funds to provide ADA upgrades to the restroom facility at their community center. The project is currently in the design phase with bid documents and specifications to be completed and the project ready to go out to bid by fall of 2016.	

PGM Year: 2015

Project: 0008 - 9.128-15 - CDBG Program Administration

IDIS Activity: 5675 - 9.128-15 - CDBG Program Administration

Status: Open

Location: ,

Objective:

Outcome:

Matrix Code: General Program Administration (21A)

National Objective:

Initial Funding Date: 09/22/2015

Description:

CDBG administration funding provides staffing and overall program management, coordination, monitoring, and evaluation of the CDBG program.

Financing

	Fund Type	Grant Year	Grant	Funded Amount	Drawn In Program Year	Drawn Thru Program Year
--	-----------	------------	-------	---------------	-----------------------	-------------------------

Actual Accomplishments

Number assisted:	Owner		Renter		Total		Person	
	Total	Hispanic	Total	Hispanic	Total	Hispanic	Total	Hispanic
White:					0	0		
Black/African American:					0	0		
Asian:					0	0		
American Indian/Alaskan Native:					0	0		
Native Hawaiian/Other Pacific Islander:					0	0		
American Indian/Alaskan Native & White:					0	0		
Asian White:					0	0		
Black/African American & White:					0	0		
American Indian/Alaskan Native & Black/African American:					0	0		
Other multi-racial:					0	0		
Asian/Pacific Islander:					0	0		
Hispanic:					0	0		
Total:	0	0	0	0	0	0	0	0
Female-headed Households:					0			

Income Category:				
	Owner	Renter	Total	Person
Extremely Low			0	
Low Mod			0	
Moderate			0	
Non Low Moderate			0	
Total	0	0	0	0
Percent Low/Mod				

No data returned for this view. This might be because the applied filter excludes all data.

PGM Year:	2015		
Project:	0009 - 9.129-15 - Fair Housing Program Administration		
IDIS Activity:	5676 - 9.129-15 - Fair Housing Program Administration		
Status:	Completed 6/30/2016 12:00:00 AM		Objective:
Location:	,		Outcome:
	Matrix Code:	Fair Housing Activities (subject to 20% Admin Cap) (21D)	National Objective:

Description:

The program provides a vital range of "no-cost" fair housing services to eligible clientele throughout the County's Urban County program area. Services are provided to persons victimized and affected by illegal housing practices. CDBG funds will be used for administration costs to promote open, inclusive, and cooperative community living.

Financing

	Fund Type	Grant Year	Grant	Funded Amount	Drawn In Program Year	Drawn Thru Program Year
CDBG	EN	2015	B15UC060506	\$134,790.77	\$134,790.77	\$134,790.77
Total	Total			\$134,790.77	\$134,790.77	\$134,790.77

Proposed Accomplishments

Actual Accomplishments

Number assisted:	Owner		Renter		Total		Person	
	Total	Hispanic	Total	Hispanic	Total	Hispanic	Total	Hispanic
White:					0	0		
Black/African American:					0	0		
Asian:					0	0		
American Indian/Alaskan Native:					0	0		
Native Hawaiian/Other Pacific Islander:					0	0		
American Indian/Alaskan Native & White:					0	0		
Asian White:					0	0		
Black/African American & White:					0	0		
American Indian/Alaskan Native & Black/African American:					0	0		
Other multi-racial:					0	0		
Asian/Pacific Islander:					0	0		
Hispanic:					0	0		
Total:	0	0	0	0	0	0	0	0
Female-headed Households:					0			

Income Category:

	Owner	Renter	Total	Person
Extremely Low			0	
Low Mod			0	
Moderate			0	
Non Low Moderate			0	
Total	0	0	0	0
Percent Low/Mod				

Annual Accomplishments

No data returned for this view. This might be because the applied filter excludes all data.

PGM Year:	2015		
Project:	0011 - 9.131-15 - Neighborhood Enhancement Program II		
IDIS Activity:	5677 - 9.131-15 - Neighborhood Enhancement Program II		
Status:	Completed 6/30/2016 12:00:00 AM	Objective:	Create suitable living environments
Location:	3403 10th St Countywide Riverside, CA 92501-3670	Outcome:	Sustainability

Initial Funding Date: 09/22/2015

Description:

EDA's Neighborhood Enhancement Unit (NEU) works with residents, government agencies, non-profit organizations, and for-profit businesses to provide educational materials and resources for: community clean ups, SpanishEnglish workshops, school assemblies, and community information fairs. NEU will use CDBG funds for direct costs associated with providing information on health and safety ordinances, environmental clean up resources; youth force clean up events, as well as Community Revitalization and sustainability programs.

Financing

	Fund Type	Grant Year	Grant	Funded Amount	Drawn In Program Year	Drawn Thru Program Year
CDBG	EN	2015	B15UC060506	\$32,470.66	\$32,470.66	\$32,470.66
Total	Total			\$32,470.66	\$32,470.66	\$32,470.66

Proposed Accomplishments

People (General) : 118,585
 Total Population in Service Area: 118,585
 Census Tract Percent Low / Mod: 62.85

Annual Accomplishments

Years	Accomplishment Narrative	# Benefitting
2015	2015 funding \$50,000. 6/14/16 reprog \$25,000 to idis#5700, funding reduced to \$25,000. 7/13/16 reprog \$7,771.91 from idis#5677, funding increased to \$32,771.91. Year-end cleanup, 7/21/16 reprog remaining unused funds \$301.25 to idis#5776, funding reduced to \$32,470.66. CDBG funds were used to pay for materials, equipment, and staff costs associated with the administration of the Clean Neighborhoods and Youth Force Programs in communities of Riverside County. As a result a the Clean Neighborhoods program resulted in the successful completion of 89 property clean ups; 119 containers provided, and a total of 368 tons of waste and rubbish were collected. Moreover, the Youth Force program coordinated 23 organizations to participate in 12 illegally-dumped waste clean up events, with a total of 84 tons of waste and 8 tons of illegally dumped tires removed from public spaces.	

PGM Year: 2015

Project: 0012 - 9.132-15 - Economic Development Assistance Fund

IDIS Activity: 5678 - 9.132-15 - Economic Development Assistance Fund

Status: Open

Location: 3403 10th St Ste 400 Low-mod areas Riverside, CA 92501-3658

Objective: Create economic opportunities

Outcome: Availability/accessibility

Matrix Code: ED Direct Financial Assistance to For-Profits (18A)

National Objective: LMJ

Initial Funding Date: 09/22/2015

Description:

CDBG funds will be used by the County to provide assistance to private, for-profit businesses including technical assistance, grants, loans, and other activities necessary to carry out economic development activities benefiting low-income persons or low-income communities.

Financing

	Fund Type	Grant Year	Grant	Funded Amount	Drawn In Program Year	Drawn Thru Program Year
CDBG	EN	2015	B15UC060506	\$50,000.00	\$8,293.93	\$8,293.93
Total	Total			\$50,000.00	\$8,293.93	\$8,293.93

Proposed Accomplishments

Jobs : 5

Actual Accomplishments

Number assisted:	Owner		Renter		Total		Person	
	Total	Hispanic	Total	Hispanic	Total	Hispanic	Total	Hispanic
White:	0	0	0	0	0	0		0
Black/African American:	0	0	0	0	0	0	0	0
Asian:	0	0	0	0	0	0	0	0
American Indian/Alaskan Native:	0	0	0	0	0	0	0	0
Native Hawaiian/Other Pacific Islander:	0	0	0	0	0	0	0	0
American Indian/Alaskan Native & White:	0	0	0	0	0	0	0	0
Asian White:	0	0	0	0	0	0	0	0
Black/African American & White:	0	0	0	0	0	0	0	0
American Indian/Alaskan Native & Black/African American:	0	0	0	0	0	0	0	0
Other multi-racial:	0	0	0	0	0	0	0	0
Asian/Pacific Islander:	0	0	0	0	0	0	0	0
Hispanic:	0	0	0	0	0	0	0	0
Total:	0	0	0	0	0	0	0	0
Female-headed Households:	0		0		0			

Income Category:

	Owner	Renter	Total	Person
Extremely Low	0	0	0	0
Low Mod	0	0	0	0
Moderate	0	0	0	0
Non Low Moderate	0	0	0	0
Total	0	0	0	0
Percent Low/Mod				

Annual Accomplishments

Years	Accomplishment Narrative	# Benefitting
2015	2015 funding \$50,000. To-date, the project is 5% complete. CDBG funds have been used for Administrative costs related to the development of loan documents and materials, guidelines, outreach flyers, and time spent attending 2 local small business events.	

PGM Year:	2015
Project:	0015 - 0.132-15 - Operation School Bell
IDIS Activity:	5679 - 0.132-15 - Operation School Bell

Status:	Completed 5/19/2016 12:00:00 AM	Objective:	Create suitable living environments
Location:	28720 Via Montezuma Temecula, CA 92590-2510	Outcome:	Affordability
		Matrix Code:	Public Services (General) (05)
		National Objective:	LMC

Initial Funding Date: 09/22/2015

Description:
Operation School Bell provides clothes and school supplies to children from low-income families. CDBG funds will be used to provide "scholarships" to eligible children.

Financing

	Fund Type	Grant Year	Grant	Funded Amount	Drawn In Program Year	Drawn Thru Program Year
--	-----------	------------	-------	---------------	-----------------------	-------------------------

CDBG	EN	2015	B15UC060506	\$36,525.00	\$36,525.00	\$36,525.00
Total	Total			\$36,525.00	\$36,525.00	\$36,525.00

Proposed Accomplishments

People (General) : 300

Actual Accomplishments

Number assisted:

	Owner		Renter		Total		Person	
	Total	Hispanic	Total	Hispanic	Total	Hispanic	Total	Hispanic
White:	0	0	0	0	0	0	184	126
Black/African American:	0	0	0	0	0	0	37	10
Asian:	0	0	0	0	0	0	3	1
American Indian/Alaskan Native:	0	0	0	0	0	0	4	3
Native Hawaiian/Other Pacific Islander:	0	0	0	0	0	0	2	0
American Indian/Alaskan Native & White:	0	0	0	0	0	0	3	1
Asian White:	0	0	0	0	0	0	2	0
Black/African American & White:	0	0	0	0	0	0	13	5
American Indian/Alaskan Native & Black/African American:	0	0	0	0	0	0	2	2
Other multi-racial:	0	0	0	0	0	0	52	0
Asian/Pacific Islander:	0	0	0	0	0	0	0	0
Hispanic:	0	0	0	0	0	0	0	0
Total:	0	0	0	0	0	0	302	148
Female-headed Households:	0		0		0			

Income Category:

	Owner	Renter	Total	Person
Extremely Low	0	0	0	270
Low Mod	0	0	0	20
Moderate	0	0	0	12
Non Low Moderate	0	0	0	0
Total	0	0	0	302
Percent Low/Mod				100.0%

Annual Accomplishments

Years	Accomplishment Narrative	# Benefitting
2015	2015 funding \$36,525. Operation School Bell provided new access to clothing and school supplies to 302 low income youth that reside in the Temecula area. CDBG funds were used for scholarships.	

PGM Year: 2015
Project: 0016 - 0.133-15 - S.A.F.E. Domestic Violence Services
IDIS Activity: 5680 - 0.133-15 - S.A.F.E. Domestic Violence Services

Status: Completed 6/24/2016 12:00:00 AM
Location: Address Suppressed

Objective: Create suitable living environments
Outcome: Availability/accessibility
Matrix Code: Battered and Abused Spouses (05G)

National Objective: LMC

Initial Funding Date: 09/22/2015

Description:

S.A.F.E. provides services to victims of domestic violence. CDBG funds will be used for staff salaries/benefits (direct costs).

Financing

	Fund Type	Grant Year	Grant	Funded Amount	Drawn In Program Year	Drawn Thru Program Year
CDBG	EN	2015	B15UC060506	\$16,000.00	\$16,000.00	\$16,000.00
Total	Total			\$16,000.00	\$16,000.00	\$16,000.00

Proposed Accomplishments

People (General) : 1,500

Actual Accomplishments

Number assisted:

	Owner		Renter		Total		Person	
	Total	Hispanic	Total	Hispanic	Total	Hispanic	Total	Hispanic
White:	0	0	0	0	0	0	463	188
Black/African American:	0	0	0	0	0	0	66	0
Asian:	0	0	0	0	0	0	9	0
American Indian/Alaskan Native:	0	0	0	0	0	0	8	0
Native Hawaiian/Other Pacific Islander:	0	0	0	0	0	0	0	0
American Indian/Alaskan Native & White:	0	0	0	0	0	0	0	0
Asian White:	0	0	0	0	0	0	0	0
Black/African American & White:	0	0	0	0	0	0	0	0
American Indian/Alaskan Native & Black/African American:	0	0	0	0	0	0	0	0
Other multi-racial:	0	0	0	0	0	0	386	0
Asian/Pacific Islander:	0	0	0	0	0	0	0	0
Hispanic:	0	0	0	0	0	0	0	0
Total:	0	0	0	0	0	0	932	188

Female-headed Households: 0 0 0

Income Category:

	Owner	Renter	Total	Person
Extremely Low	0	0	0	932
Low Mod	0	0	0	0
Moderate	0	0	0	0
Non Low Moderate	0	0	0	0
Total	0	0	0	932
Percent Low/Mod				100.0%

Annual Accomplishments

Years	Accomplishment Narrative	# Benefitting
2015	2015 funding \$16,000. SAFE was able to provide new access to domestic violence services which include counseling, outreach and other program referrals to 932 new clients this fiscal year that reside in the Murrieta/Temecula area.	

PGM Year: 2015
Project: 0017 - 0.134-15 - Helping People in Need

Status: Completed 6/22/2016 12:00:00 AM

Location: 29885 2nd St Ste R Lake Elsinore, CA 92532-2404

Objective: Create suitable living environments

Outcome: Availability/accessibility

Matrix Code: Public Services (General) (05)

National Objective: LMC

Initial Funding Date: 09/22/2015

Description:

H.O.P.E. provides meals, housing assistance, and clothing to needy families, seniors, and homeless persons in Lake Elsinore, Sedco Hills, Canyon Lake, South Corona, Meadowbrook, and West Perris areas. CDBG funds will be used for consumable supplies, space cost, utilities, transportation, food, and commodities.

Financing

	Fund Type	Grant Year	Grant	Funded Amount	Drawn In Program Year	Drawn Thru Program Year
CDBG	EN	2015	B15UC060506	\$70,883.00	\$70,883.00	\$70,883.00
Total	Total			\$70,883.00	\$70,883.00	\$70,883.00

Proposed Accomplishments

People (General) : 762

Actual Accomplishments

Number assisted:

	Owner		Renter		Total		Person	
	Total	Hispanic	Total	Hispanic	Total	Hispanic	Total	Hispanic
White:	0	0	0	0	0	0	664	213
Black/African American:	0	0	0	0	0	0	62	0
Asian:	0	0	0	0	0	0	7	0
American Indian/Alaskan Native:	0	0	0	0	0	0	3	0
Native Hawaiian/Other Pacific Islander:	0	0	0	0	0	0	9	0
American Indian/Alaskan Native & White:	0	0	0	0	0	0	7	0
Asian White:	0	0	0	0	0	0	0	0
Black/African American & White:	0	0	0	0	0	0	3	0
American Indian/Alaskan Native & Black/African American:	0	0	0	0	0	0	2	1
Other multi-racial:	0	0	0	0	0	0	10	0
Asian/Pacific Islander:	0	0	0	0	0	0	0	0
Hispanic:	0	0	0	0	0	0	0	0
Total:	0	0	0	0	0	0	767	214
Female-headed Households:	0		0		0			

Income Category:

	Owner	Renter	Total	Person
Extremely Low	0	0	0	651
Low Mod	0	0	0	98
Moderate	0	0	0	18
Non Low Moderate	0	0	0	0
Total	0	0	0	767
Percent Low/Mod				100.0%

Annual Accomplishments

Years	Accomplishment Narrative	# Benefitting
-------	--------------------------	---------------

2015	2015 funding \$70,883. H.O.P.E. provides meals, housing assistance, and clothing to needy families, seniors, and homeless persons in Lake Elsinore, Sedco Hills, Canyon Lake, South Corona, Meadowbrook, and West Perris areas. CDBG funds were used for consumable supplies, space cost, utilities, transportation, food, and commodities.	
------	---	--

PGM Year: 2015

Project: 0018 - 0.135-15 - Wildomar Senior Center Transportation Program

IDIS Activity: 5682 - 0.135-15 - Wildomar Senior Center Transportation Program

Status: Completed 2/18/2016 12:00:00 AM

Objective: Create suitable living environments

Location: 32325 S Pasadena Wildomar, CA 92595-7930

Outcome: Availability/accessibility

Matrix Code: Senior Services (05A)

National Objective: LMC

Initial Funding Date: 09/22/2015

Description:

Merit Housing provides transportation services to seniors through the Wildomar Senior Center to assist them with getting to and from their essential daily errands, appointments, fitness classes, and outreach programs. CDBG funds will be used to pay staff salaries (direct cost) and operating expenses.

Financing

	Fund Type	Grant Year	Grant	Funded Amount	Drawn In Program Year	Drawn Thru Program Year
CDBG	EN	2015	B15UC060506	\$8,000.00	\$8,000.00	\$8,000.00
Total	Total			\$8,000.00	\$8,000.00	\$8,000.00

Proposed Accomplishments

People (General) : 150

Actual Accomplishments

Number assisted:

	Owner		Renter		Total		Person	
	Total	Hispanic	Total	Hispanic	Total	Hispanic	Total	Hispanic
White:	0	0	0	0	0	0	134	12
Black/African American:	0	0	0	0	0	0	4	0
Asian:	0	0	0	0	0	0	0	0
American Indian/Alaskan Native:	0	0	0	0	0	0	0	0
Native Hawaiian/Other Pacific Islander:	0	0	0	0	0	0	0	0
American Indian/Alaskan Native & White:	0	0	0	0	0	0	0	0
Asian White:	0	0	0	0	0	0	0	0
Black/African American & White:	0	0	0	0	0	0	0	0
American Indian/Alaskan Native & Black/African American:	0	0	0	0	0	0	0	0
Other multi-racial:	0	0	0	0	0	0	12	0
Asian/Pacific Islander:	0	0	0	0	0	0	0	0
Hispanic:	0	0	0	0	0	0	0	0
Total:	0	0	0	0	0	0	150	12

Female-headed Households:

0 0 0

Income Category:

Owner Renter Total Person

Extremely Low	0	0	0	0
Low Mod	0	0	0	150
Moderate	0	0	0	0
Non Low Moderate	0	0	0	0
Total	0	0	0	150
Percent Low/Mod				100.0%

Annual Accomplishments

Years	Accomplishment Narrative	# Benefitting
2015	2015 funding \$8,000. Merit Housing sponsors Wildomar Senior Living Program who provides recreational and transportation services to seniors. 150 seniors received services including transportation, recreation activities, and fitness classes. CDBG funds were used to pay for the cost of a bus driver, cost of pool service, and staff salaries (direct cost) to provide exercise classes. Leverage funding was received from private donations.	

PGM Year:	2015
Project:	0019 - 0.136-15 - Blythe Emergency Food Pantry
IDIS Activity:	5683 - 0.136-15 - Blythe Emergency Food Pantry

Status:	Completed 4/26/2016 12:00:00 AM	Objective:	Create suitable living environments	
Location:	181 S Main St Blythe, CA 92225-2508	Outcome:	Availability/accessibility	
		Matrix Code:	Food Banks (05W)	National Objective: LMC

Initial Funding Date: 09/22/2015

Description:

The Blythe Emergency Food Pantry provides nutritious supplementary food to low-income and homeless residents of the Palo Verde Valley area. CDBG funds will be used to purchase food supplies and to pay for other operational expenses.

Financing

	Fund Type	Grant Year	Grant	Funded Amount	Drawn In Program Year	Drawn Thru Program Year
CDBG	EN	2015	B15UC060506	\$11,089.00	\$11,089.00	\$11,089.00
Total	Total			\$11,089.00	\$11,089.00	\$11,089.00

Proposed Accomplishments

People (General) : 821

Actual Accomplishments

Number assisted:	Owner		Renter		Total		Person	
	Total	Hispanic	Total	Hispanic	Total	Hispanic	Total	Hispanic
White:	0	0	0	0	0	0	418	165
Black/African American:	0	0	0	0	0	0	120	0
Asian:	0	0	0	0	0	0	4	4
American Indian/Alaskan Native:	0	0	0	0	0	0	38	38
Native Hawaiian/Other Pacific Islander:	0	0	0	0	0	0	0	0
American Indian/Alaskan Native & White:	0	0	0	0	0	0	8	8
Asian White:	0	0	0	0	0	0	3	3
Black/African American & White:	0	0	0	0	0	0	5	1
American Indian/Alaskan Native & Black/African American:	0	0	0	0	0	0	42	42
Other multi-racial:	0	0	0	0	0	0	183	0
Asian/Pacific Islander:	0	0	0	0	0	0	0	0

Hispanic:	0	0	0	0	0	0	0	0
Total:	0	0	0	0	0	0	821	261

Female-headed Households:	0	0	0
---------------------------	---	---	---

Income Category:

	Owner	Renter	Total	Person
Extremely Low	0	0	0	808
Low Mod	0	0	0	13
Moderate	0	0	0	0
Non Low Moderate	0	0	0	0
Total	0	0	0	821
Percent Low/Mod				100.0%

Annual Accomplishments

Years	Accomplishment Narrative	# Benefitting
2015	201 funding \$11,089. Project complete. 821 individuals were provided new access to supplemental food for the purpose of creating a suitable living environment. CDBG funds were used to pay for costs associated with operations, including food supplies, pest control, water/sewer, rent and other program related expenses.Reason for discrepancy: The Sponsor provided their proposed number of clients to be served (1,148) based upon drawing funds down and completing the project over the course of the entire program year. Instead, funds were drawn within an eight month time period, which reduced the number of service months reported.	

PGM Year:	2015
Project:	0020 - 0.137-15 - Blythe Harmony Kitchen
IDIS Activity:	5684 - 0.137-15 - Blythe Harmony Kitchen

Status:	Completed 6/22/2016 12:00:00 AM	Objective:	Create suitable living environments
Location:	219 S Main St Blythe, CA 92225-2510	Outcome:	Availability/accessibility
		Matrix Code:	Food Banks (05W)
		National Objective:	LMC

Initial Funding Date: 09/22/2015

Description:

The Harmony Kitchen provides lunch, five days a week, to low-income individuals, seniors, and homeless residents of the Palo Verde Valley. CDBG funds will be used for food and other operational expenses such as utilities and program supplies.

Financing

	Fund Type	Grant Year	Grant	Funded Amount	Drawn In Program Year	Drawn Thru Program Year
CDBG	EN	2015	B15UC060506	\$11,119.96	\$11,119.96	\$11,119.96
Total	Total			\$11,119.96	\$11,119.96	\$11,119.96

Proposed Accomplishments

People (General) : 650

Actual Accomplishments

	Owner		Renter		Total		Person	
Number assisted:	Total	Hispanic	Total	Hispanic	Total	Hispanic	Total	Hispanic
White:	0	0	0	0	0	0	228	6

Black/African American:	0	0	0	0	0	0	67	1
Asian:	0	0	0	0	0	0	3	2
American Indian/Alaskan Native:	0	0	0	0	0	0	2	1
Native Hawaiian/Other Pacific Islander:	0	0	0	0	0	0	2	1
American Indian/Alaskan Native & White:	0	0	0	0	0	0	115	1
Asian White:	0	0	0	0	0	0	4	1
Black/African American & White:	0	0	0	0	0	0	0	0
American Indian/Alaskan Native & Black/African American:	0	0	0	0	0	0	0	0
Other multi-racial:	0	0	0	0	0	0	1	0
Asian/Pacific Islander:	0	0	0	0	0	0	0	0
Hispanic:	0	0	0	0	0	0	0	0
Total:	0	0	0	0	0	0	422	13

Female-headed Households:	0	0	0
---------------------------	---	---	---

Income Category:

	Owner	Renter	Total	Person
Extremely Low	0	0	0	422
Low Mod	0	0	0	0
Moderate	0	0	0	0
Non Low Moderate	0	0	0	0
Total	0	0	0	422
Percent Low/Mod				100.0%

Annual Accomplishments

Years	Accomplishment Narrative	# Benefitting
2015	2015 funding \$11,589. 6/16/16 reprog \$469.04, funding reduced to \$11,119.96. Project complete. CDBG funds were used to pay for costs associated with the operations of the Blythe Community Food Pantry. These costs include food supplies, electricity, water/sewer, pest control, phone, gas, supplies, and other direct program related expenses. With assistance from the CDBG program the pantry was able to provide lunch five days a week to homeless and low-income individuals for the purpose of creating a suitable living environment. Sponsor did not meet the original proposed number of clients to be served as CDBG funding allocated to the project was drawn three months prior to the end of the program year and enrollments for the months of April, May and June will not be reported as originally anticipated.	

PGM Year:	2015
Project:	0021 - 0.138-15 - Boys and Girls Club-Camp Kids Program
IDIS Activity:	5685 - 0.138-15 - Boys and Girls Club-Camp Kids Program

Status:	Completed 6/22/2016 12:00:00 AM	Objective:	Create suitable living environments
Location:	1040 Claiborne West Ave Beaumont, CA 92223-7200	Outcome:	Availability/accessibility
		Matrix Code:	Child Care Services (05L)
		National Objective:	LMC

Initial Funding Date: 09/22/2015

Description:

The Boys and Girls Club of San Gorgonio Pass provides afterschool, summer, and winter break programs located at the Three Rings Ranch Elementary School Clubhouse. Services include character building, sports and recreation, photography, field trips, and computer education. CDBG funds will used for staff salaries (direct cost), supplies and other expenses.

Financing

	Fund Type	Grant Year	Grant	Funded Amount	Drawn In Program Year	Drawn Thru Program Year
CDBG	EN	2015	B15UC060506	\$22,358.00	\$22,358.00	\$22,358.00
Total	Total			\$22,358.00	\$22,358.00	\$22,358.00

Proposed Accomplishments

People (General) : 50

Actual Accomplishments

Number assisted:

	Owner		Renter		Total		Person	
	Total	Hispanic	Total	Hispanic	Total	Hispanic	Total	Hispanic
White:	0	0	0	0	0	0	30	15
Black/African American:	0	0	0	0	0	0	12	2
Asian:	0	0	0	0	0	0	2	1
American Indian/Alaskan Native:	0	0	0	0	0	0	2	1
Native Hawaiian/Other Pacific Islander:	0	0	0	0	0	0	0	0
American Indian/Alaskan Native & White:	0	0	0	0	0	0	2	1
Asian White:	0	0	0	0	0	0	0	0
Black/African American & White:	0	0	0	0	0	0	0	0
American Indian/Alaskan Native & Black/African American:	0	0	0	0	0	0	0	0
Other multi-racial:	0	0	0	0	0	0	2	0
Asian/Pacific Islander:	0	0	0	0	0	0	0	0
Hispanic:	0	0	0	0	0	0	0	0
Total:	0	0	0	0	0	0	50	20

Female-headed Households: 0 0 0

Income Category:

	Owner	Renter	Total	Person
Extremely Low	0	0	0	21
Low Mod	0	0	0	10
Moderate	0	0	0	19
Non Low Moderate	0	0	0	0
Total	0	0	0	50
Percent Low/Mod				100.0%

Annual Accomplishments

Years	Accomplishment Narrative	# Benefitting
2015	2015 funding \$22,358. The Boys and Girls Club of San Geronio Pass provides afterschool, summer, and winter break programs located at the Three Rings Ranch Elementary School Clubhouse. Services include character building, sports and recreation, photography, field trips, and computer education. CDBG funds were used for staff salaries (direct cost), supplies and other expenses.	

PGM Year: 2015

Project: 0022 - 0.139-15 - Boys and Girls Club-Teen Town Program

IDIS Activity: 5686 - 0.139-15 - Boys and Girls Club-Teen Town Program

Status: Completed 5/19/2016 12:00:00 AM

Location: 1101 E George St Banning, CA 92220-5715

Objective: Create suitable living environments

Outcome: Availability/accessibility

Matrix Code: Public Services (General) (05)

National Objective: LMC

Initial Funding Date: 09/22/2015

Description:

The Boys and Girls Club of San Gorgonio Pass provides an after- school Teen Town Program that includes Skills Mastery and Resistance Training (SMART) for low-income youth in the community. Activities include character building, substance abuse prevention, health and nutrition programs, and other related activities. CDBG funds will be used for staff salaries (direct cost), travel, and consumable supplies.

Financing

	Fund Type	Grant Year	Grant	Funded Amount	Drawn In Program Year	Drawn Thru Program Year
CDBG	EN	2015	B15UC060506	\$10,000.00	\$10,000.00	\$10,000.00
Total	Total			\$10,000.00	\$10,000.00	\$10,000.00

Proposed Accomplishments

People (General) : 17

Actual Accomplishments

Number assisted:

	Owner		Renter		Total		Person	
	Total	Hispanic	Total	Hispanic	Total	Hispanic	Total	Hispanic
White:	0	0	0	0	0	0	9	6
Black/African American:	0	0	0	0	0	0	1	1
Asian:	0	0	0	0	0	0	3	3
American Indian/Alaskan Native:	0	0	0	0	0	0	1	0
Native Hawaiian/Other Pacific Islander:	0	0	0	0	0	0	0	0
American Indian/Alaskan Native & White:	0	0	0	0	0	0	0	0
Asian White:	0	0	0	0	0	0	0	0
Black/African American & White:	0	0	0	0	0	0	3	0
American Indian/Alaskan Native & Black/African American:	0	0	0	0	0	0	0	0
Other multi-racial:	0	0	0	0	0	0	0	0
Asian/Pacific Islander:	0	0	0	0	0	0	0	0
Hispanic:	0	0	0	0	0	0	0	0
Total:	0	0	0	0	0	0	17	10
Female-headed Households:	0		0		0			

Income Category:

	Owner	Renter	Total	Person
Extremely Low	0	0	0	17
Low Mod	0	0	0	0
Moderate	0	0	0	0
Non Low Moderate	0	0	0	0
Total	0	0	0	17
Percent Low/Mod				100.0%

Annual Accomplishments

Years	Accomplishment Narrative	# Benefitting
-------	--------------------------	---------------

2015 2015 funding \$10,000. The Boy and Girls club of San Gorgonio Pass provided new access to services to 17 low income youth that reside in the Beaumont area, services provided include after school program, character building, substance abuse prevention, health and nutrition programs. Reason for discrepancy:Cost of services exceed funding amount and sponsor was not able to serve number originally proposed.

PGM Year:	2015
Project:	0023 - 0.140-15 - Project Independence
IDIS Activity:	5687 - 0.140-15 - Project Independence

Status:	Completed 6/30/2016 12:00:00 AM	Objective:	Create suitable living environments	
Location:	555 Technology Ct Countywide Riverside, CA 92507-2155	Outcome:	Affordability	
		Matrix Code:	Abused and Neglected Children (05N)	National Objective: LMC

Initial Funding Date: 09/22/2015

Description:

Independence will provide youth that are transitioning out of foster care with housing, food, basic needs, and prepare them for successful independent living. CDBG funds will be used for program "scholarships".

Financing

	Fund Type	Grant Year	Grant	Funded Amount	Drawn In Program Year	Drawn Thru Program Year
CDBG	EN	2015	B15UC060506	\$7,000.00	\$7,000.00	\$7,000.00
Total	Total			\$7,000.00	\$7,000.00	\$7,000.00

Proposed Accomplishments

People (General) : 3

Actual Accomplishments

Number assisted:

	Owner		Renter		Total		Person	
	Total	Hispanic	Total	Hispanic	Total	Hispanic	Total	Hispanic
White:	0	0	0	0	0	0	1	0
Black/African American:	0	0	0	0	0	0	1	0
Asian:	0	0	0	0	0	0	0	0
American Indian/Alaskan Native:	0	0	0	0	0	0	0	0
Native Hawaiian/Other Pacific Islander:	0	0	0	0	0	0	0	0
American Indian/Alaskan Native & White:	0	0	0	0	0	0	0	0
Asian White:	0	0	0	0	0	0	0	0
Black/African American & White:	0	0	0	0	0	0	0	0
American Indian/Alaskan Native & Black/African American:	0	0	0	0	0	0	0	0
Other multi-racial:	0	0	0	0	0	0	1	0
Asian/Pacific Islander:	0	0	0	0	0	0	0	0
Hispanic:	0	0	0	0	0	0	0	0
Total:	0	0	0	0	0	0	3	0

Female-headed Households:

0 0 0

Income Category:

	Owner	Renter	Total	Person
Extremely Low	0	0	0	3
Low Mod	0	0	0	0

Moderate	0	0	0	0
Non Low Moderate	0	0	0	0
Total	0	0	0	3
Percent Low/Mod				100.0%

Annual Accomplishments

Years	Accomplishment Narrative	# Benefitting
2015	2015 funding \$7,000. Project is 100% complete. Olive Crest provided 3 emancipated foster youth with essential school supplies that prepare them to be more independent and food for the purpose of providing a suitable living environment. Supplies included laptops, laptop bags, mouses, printers, and Microsoft Office Suite. Sponsor will not use the remaining funds \$1,564.12. 6/22/16 reprog \$1,564.12 to idis#5776, funding reduced to \$5,435.88.	

PGM Year:	2015
Project:	0024 - 0.141-15 - Court Appointed Special Advocates (CASA) Program
IDIS Activity:	5688 - 0.141-15 - Court Appointed Special Advocates (CASA) Program

Status:	Completed 6/24/2016 12:00:00 AM	Objective:	Create suitable living environments
Location:	5555 Arlington Ave Riverside County Courthouses Riverside, CA 92504-2506	Outcome:	Availability/accessibility
		Matrix Code:	Abused and Neglected Children (05N)
		National Objective:	LMC

Initial Funding Date: 09/22/2015

Description:

Voices for Children will resume the Riverside Court Appointed Special Advocate (CASA) Program for Riverside County. The Program trains volunteers who are requested by a judge to represent the best interests of an abused or neglected child in court. These trained volunteers independently investigate an abused child's circumstances, report findings to the Courts, monitors the delivery of services, and advocates on the child's behalf throughout the process. CDBG funds will be used for staff salariesbenefits (direct cost), equipment leases, supplies, telephone, and other operational expenses.

Financing

	Fund Type	Grant Year	Grant	Funded Amount	Drawn In Program Year	Drawn Thru Program Year
CDBG	EN	2015	B15UC060506	\$32,000.00	\$32,000.00	\$32,000.00
Total	Total			\$32,000.00	\$32,000.00	\$32,000.00

Proposed Accomplishments

People (General) : 80

Actual Accomplishments

Number assisted:

	Owner		Renter		Total		Person	
	Total	Hispanic	Total	Hispanic	Total	Hispanic	Total	Hispanic
White:	0	0	0	0	0	0	56	19
Black/African American:	0	0	0	0	0	0	24	0
Asian:	0	0	0	0	0	0	0	0
American Indian/Alaskan Native:	0	0	0	0	0	0	0	0
Native Hawaiian/Other Pacific Islander:	0	0	0	0	0	0	0	0
American Indian/Alaskan Native & White:	0	0	0	0	0	0	0	0
Asian White:	0	0	0	0	0	0	0	0
Black/African American & White:	0	0	0	0	0	0	0	0
American Indian/Alaskan Native & Black/African American:	0	0	0	0	0	0	0	0
Other multi-racial:	0	0	0	0	0	0	0	0

Asian/Pacific Islander:	0	0	0	0	0	0	0	0
Hispanic:	0	0	0	0	0	0	0	0
Total:	0	0	0	0	0	0	80	19

Female-headed Households:	0	0	0
---------------------------	---	---	---

Income Category:

	Owner	Renter	Total	Person
Extremely Low	0	0	0	80
Low Mod	0	0	0	0
Moderate	0	0	0	0
Non Low Moderate	0	0	0	0
Total	0	0	0	80
Percent Low/Mod				100.0%

Annual Accomplishments

Years	Accomplishment Narrative	# Benefitting
2015	2015 funding \$27,000.6/16/16 reprog \$5,000 from idis#5801, funding increased to \$32,000. Project is 100% complete.80 abused and neglected children were provided Court Appointed Special Advocates (CASA) to follow the childs court case until it is permanently resolved. Through this program these children were provided with a suitable living environment.	

PGM Year:	2015
Project:	0025 - 0.142-15 - Community Impact Plans
IDIS Activity:	5689 - 0.142-15 - Community Impact Plans

Status:	Completed 5/2/2016 12:00:00 AM	Objective:	Create suitable living environments
Location:	4080 Lemon St Countywide Riverside, CA 92501-3609	Outcome:	Sustainability
		Matrix Code:	Code Enforcement (15)
		National Objective:	LMA

Initial Funding Date: 09/22/2015

Description:

CDBG funds will be used by the County to conduct enhanced code enforcement activities in targeted unincorporated areas of the County. The purpose of code enforcement is to enhance public safety and the quality of life, through fair enforcement of laws and codes, in partnership with communities, as well as, private and publically-funded improvements, rehabilitation, and other services. The CDBG-funded code enforcement will target dangerous and substandard structures, zoning violations, and other health and safety issues. Eligible costs include the salaries, overhead, and related expenses of code enforcement officers and legal proceedings.

Financing

	Fund Type	Grant Year	Grant	Funded Amount	Drawn In Program Year	Drawn Thru Program Year
CDBG	EN	2015	B15UC060506	\$290,000.00	\$290,000.00	\$290,000.00
Total	Total			\$290,000.00	\$290,000.00	\$290,000.00

Proposed Accomplishments

People (General) : 118,585
Total Population in Service Area: 118,585
Census Tract Percent Low / Mod: 62.85

Annual Accomplishments

Years	Accomplishment Narrative	# Benefitting
-------	--------------------------	---------------

2015 2015 funding \$290,000. The project is 100% complete utilizing CDBG funds to administer Code Enforcement enhanced services. CDBG funds were used to cover costs incurred for the inspection and enforcement of code violations, which include salaries and related expenses of code enforcement officer to deter code violations in low-mod communities. Code officers delivered their skills and knowledge of prevention, education, and enforcement under eligible Community Impact Project areas in Riverside County's Supervisorial District communities. Final reports demonstrate that as a result of this program, a total of 674 cases were opened; 618 Code cases were closed; 1,783 Inspections were completed; 118 Administrative Citations were issued; 326 Notice of Violations were issued, 7 Administrative Abatements completed, and 33 Proactive Operations were executed. The types of code violations reported include, but are not limited to: Accumulated Rubbish, Substandard Structures, Graffiti, Illegal Dumping, Excessive Animals; Unpermitted Fencing, Shipping Containers, Grading/Stockpiling, Illegal Land use or Occupancy, Substandard Mobile Homes, Occupies Recreational Vehicles, Construction without Permits, and Illegal posting of Signs. Proactive operations consist of addressing the following nuisances: Illegal Parking, Illegal Signs, Graffiti, Blight program, Unauthorized Yard-Sales, and Illegal Vending.

PGM Year:	2015
Project:	0026 - 0.143-15 - Home Enhancement Grant Program
IDIS Activity:	5690 - 0.143-15 - Home Enhancement Grant Program

Status:	Open	Objective:	Provide decent affordable housing
Location:	3403 10th St Ste 400 Countywide Riverside, CA 92501-3658	Outcome:	Affordability
		Matrix Code:	Rehab; Single-Unit Residential (14A)
		National Objective:	LMH

Initial Funding Date: 09/22/2015

Description:

EDA's Neighborhood Enhancement Unit (NEU) conducts Special Neighborhood Clean-Up Campaigns through the Community Beautification Program in targeted low-income communities throughout the County. These Communities exhibit determinable signs of physical deterioration, blight, as well as public health and safety concerns. The NEU will continue to use CDBG funds to pay for costs associated with: clean-up events; the removal of unpermitted, vacant mobile homes; the removal of accumulated trash, tires, and debris; and other activities that promote public health, safety, and revitalization.

Financing

	Fund Type	Grant Year	Grant	Funded Amount	Drawn In Program Year	Drawn Thru Program Year
CDBG	EN	2015	B15UC060506	\$395,000.00	\$18,900.69	\$18,900.69
Total	Total			\$395,000.00	\$18,900.69	\$18,900.69

Proposed Accomplishments

Housing Units : **10**

Actual Accomplishments

Number assisted:

	Owner		Renter		Total		Person	
	Total	Hispanic	Total	Hispanic	Total	Hispanic	Total	Hispanic
White:	0	0	0	0	0	0		0
Black/African American:	0	0	0	0	0	0	0	0
Asian:	0	0	0	0	0	0	0	0
American Indian/Alaskan Native:	0	0	0	0	0	0	0	0
Native Hawaiian/Other Pacific Islander:	0	0	0	0	0	0	0	0
American Indian/Alaskan Native & White:	0	0	0	0	0	0	0	0
Asian White:	0	0	0	0	0	0	0	0
Black/African American & White:	0	0	0	0	0	0	0	0
American Indian/Alaskan Native & Black/African American:	0	0	0	0	0	0	0	0
Other multi-racial:	0	0	0	0	0	0	0	0
Asian/Pacific Islander:	0	0	0	0	0	0	0	0

Hispanic:	0	0	0	0	0	0	0	0
Total:	0	0	0	0	0	0	0	0

Female-headed Households:	0	0	0
---------------------------	---	---	---

Income Category:

	Owner	Renter	Total	Person
Extremely Low	0	0	0	0
Low Mod	0	0	0	0
Moderate	0	0	0	0
Non Low Moderate	0	0	0	0
Total	0	0	0	0
Percent Low/Mod				

Annual Accomplishments

Years	Accomplishment Narrative	# Benefitting
-------	--------------------------	---------------

2015	2015 funding \$395,000. Project currently underway. CDBG funds have been used to pay administrative, marketing, and implementation costs of the Home Enhancement Grant Program. To-date, a total of 3 applications are pending and 2 are approved applications are in the Pre-construction phase.	
------	---	--

PGM Year:	2015
Project:	0082 - 0.144-15 - Community Food Pantry of Murrieta
IDIS Activity:	5691 - 0.144-15 - Community Food Pantry of Murrieta

Status:	Completed 5/19/2016 12:00:00 AM	Objective:	Create suitable living environments
Location:	38444 Sky Canyon Dr Murrieta, CA 92563-2668	Outcome:	Availability/accessibility
		Matrix Code:	Public Services (General) (05)
		National Objective:	LMC

Initial Funding Date: 09/22/2015

Description:

Community Food Pantry of Murrieta provides emergency assistance to homeless and low-income clients. Clients are provided assistance with clothing, food, and household items. CDBG funds will be used for program related costs.

Financing

	Fund Type	Grant Year	Grant	Funded Amount	Drawn In Program Year	Drawn Thru Program Year
CDBG	EN	2015	B15UC060506	\$23,567.00	\$23,567.00	\$23,567.00
Total	Total			\$23,567.00	\$23,567.00	\$23,567.00

Proposed Accomplishments

People (General) : 1,204

Actual Accomplishments

	Owner		Renter		Total		Person	
<i>Number assisted:</i>	Total	Hispanic	Total	Hispanic	Total	Hispanic	Total	Hispanic
White:	0	0	0	0	0	0	761	394
Black/African American:	0	0	0	0	0	0	81	3
Asian:	0	0	0	0	0	0	114	0
American Indian/Alaskan Native:	0	0	0	0	0	0	8	4

Native Hawaiian/Other Pacific Islander:	0	0	0	0	0	0	47	23
American Indian/Alaskan Native & White:	0	0	0	0	0	0	7	2
Asian White:	0	0	0	0	0	0	18	0
Black/African American & White:	0	0	0	0	0	0	12	0
American Indian/Alaskan Native & Black/African American:	0	0	0	0	0	0	5	4
Other multi-racial:	0	0	0	0	0	0	151	0
Asian/Pacific Islander:	0	0	0	0	0	0	0	0
Hispanic:	0	0	0	0	0	0	0	0
Total:	0	0	0	0	0	0	1,204	430

Female-headed Households: 0 0 0

Income Category:

	Owner	Renter	Total	Person
Extremely Low	0	0	0	916
Low Mod	0	0	0	231
Moderate	0	0	0	50
Non Low Moderate	0	0	0	7
Total	0	0	0	1,204
Percent Low/Mod				99.4%

Annual Accomplishments

Years	Accomplishment Narrative	# Benefitting
2015	2015 funding \$23,567. 12/3/15 reprog \$20,000 from idis#5710, funding increased to \$43,567. 2/25/16 reprog \$20,000 to idis#5709 (Funds should have been reprog'd to Hemet Food Pantry, not Murrieta) funding reduced to \$23,567. The Community Food Pantry of Murrieta provided new access to 1,204 homeless and low income families that reside in the Murrieta/Menifee areas of Riverside County. The services included rental assistance, utility assistance, clothing and food. They provided accessibility for the area residents for the purpose of creating a suitable living environment. Reason for discrepancy:Sponsor only reported numbers served with CDBG allocation. Sponsor served less due to high cost of food and other program cost.	

PGM Year:	2015
Project:	0083 - 0.145-15 - Critical Home Maintenance & Repair Program
IDIS Activity:	5693 - 0.145-15 - Critical Home Maintenance & Repair Program

Status:	Open	Objective:	Provide decent affordable housing
Location:	27475 Ynez Rd 3rd and 5th Districts Temecula, CA 92591-4612	Outcome:	Affordability
		Matrix Code:	Rehab; Single-Unit Residential (14A)
		National Objective:	LMH

Initial Funding Date: 09/22/2015

Description:

Habitat for Humanity will provide preventative home maintenance and critical home repair services for low-income individuals residing in the 3rd and 5th districts. The program will provide minor home repairs such as roof repair, painting, landscaping, ADA access, and fence repair. More critical projects will include water heater installation, furnace, fan and/or AC installation. CDBG funds will be used for staff salaries (direct cost), construction materials, and other program related expenses.

Financing

	Fund Type	Grant Year	Grant	Funded Amount	Drawn In Program Year	Drawn Thru Program Year
--	-----------	------------	-------	---------------	-----------------------	-------------------------

CDBG	EN	2015	B15UC060506	\$23,500.00	\$0.00	\$0.00
Total	Total			\$23,500.00	\$0.00	\$0.00

Proposed Accomplishments

Housing Units : 4

Actual Accomplishments

Number assisted:

	Owner		Renter		Total		Person	
	Total	Hispanic	Total	Hispanic	Total	Hispanic	Total	Hispanic
White:	0	0	0	0	0	0		0
Black/African American:	0	0	0	0	0	0	0	0
Asian:	0	0	0	0	0	0	0	0
American Indian/Alaskan Native:	0	0	0	0	0	0	0	0
Native Hawaiian/Other Pacific Islander:	0	0	0	0	0	0	0	0
American Indian/Alaskan Native & White:	0	0	0	0	0	0	0	0
Asian White:	0	0	0	0	0	0	0	0
Black/African American & White:	0	0	0	0	0	0	0	0
American Indian/Alaskan Native & Black/African American:	0	0	0	0	0	0	0	0
Other multi-racial:	0	0	0	0	0	0	0	0
Asian/Pacific Islander:	0	0	0	0	0	0	0	0
Hispanic:	0	0	0	0	0	0	0	0
Total:	0	0	0	0	0	0	0	0
Female-headed Households:	0		0		0			

Income Category:

	Owner	Renter	Total	Person
Extremely Low	0	0	0	0
Low Mod	0	0	0	0
Moderate	0	0	0	0
Non Low Moderate	0	0	0	0
Total	0	0	0	0
Percent Low/Mod				

Annual Accomplishments

Years	Accomplishment Narrative	# Benefitting
2015	2015 funding \$23,500. Project underway. The program provides preventative minor home maintenance and critical home repair services to low-income individuals. Habitat is currently working on two homes. CDBG funds will be used for critical home repairs such as painting, landscaping, fence repair, and minor roof repair.	

PGM Year: 2015

Project: 0084 - 0.146-15 - Oak Grove Center for Education Treatment & The Arts

IDIS Activity: 5694 - 0.146-15 - STEM Program for Disadvantaged Youth

Status: Completed 6/22/2016 12:00:00 AM

Location: 24275 Jefferson Ave 1251 North A St., Perris, CA 92570
Murrieta, CA 92562-7285

Objective: Create suitable living environments

Outcome: Availability/accessibility

Matrix Code: Public Services (General) (05)

National Objective: LMC

Initial Funding Date: 09/22/2015

Description:

Oak Grove serves those with medical, psychological, behavioral, trauma, or substance abuse issues. The STEM (Science Technology Engineering and Math) Program will provide hands-on and technology-based learning to students who otherwise would not have access to such a program. CDBG funds will be used for staff salaries (direct costs) and program related expenses.

Financing

	Fund Type	Grant Year	Grant	Funded Amount	Drawn In Program Year	Drawn Thru Program Year
CDBG	EN	2015	B15UC060506	\$10,000.00	\$10,000.00	\$10,000.00
Total	Total			\$10,000.00	\$10,000.00	\$10,000.00

Proposed Accomplishments

People (General) : 150

Actual Accomplishments

Number assisted:

	Owner		Renter		Total		Person	
	Total	Hispanic	Total	Hispanic	Total	Hispanic	Total	Hispanic
White:	0	0	0	0	0	0	37	13
Black/African American:	0	0	0	0	0	0	16	1
Asian:	0	0	0	0	0	0	2	0
American Indian/Alaskan Native:	0	0	0	0	0	0	1	1
Native Hawaiian/Other Pacific Islander:	0	0	0	0	0	0	0	0
American Indian/Alaskan Native & White:	0	0	0	0	0	0	0	0
Asian White:	0	0	0	0	0	0	0	0
Black/African American & White:	0	0	0	0	0	0	4	1
American Indian/Alaskan Native & Black/African American:	0	0	0	0	0	0	0	0
Other multi-racial:	0	0	0	0	0	0	5	0
Asian/Pacific Islander:	0	0	0	0	0	0	0	0
Hispanic:	0	0	0	0	0	0	0	0
Total:	0	0	0	0	0	0	65	16
Female-headed Households:	0		0		0			

Income Category:

	Owner	Renter	Total	Person
Extremely Low	0	0	0	50
Low Mod	0	0	0	9
Moderate	0	0	0	0
Non Low Moderate	0	0	0	6
Total	0	0	0	65
Percent Low/Mod				90.8%

Annual Accomplishments

Years	Accomplishment Narrative	# Benefitting
2015	2015 funding \$10,000. The STEM program provided 65 youth hands-on technology based learning at their Murrieta facility. Oak Grove serves youth with medical, psychological, behavioral, trauma and or substance abuse issues.	

PGM Year: 2015

Project:
IDIS Activity:

0085 - 0.147-15 - Care-A-Van Transit
5695 - 0.147-15 - Care-A-Van Transit

Status:Completed 5/19/2016 12:00:00 AM

Objective:Create suitable living environments

Location:749 N State St Hemet, CA 92543-1402

Outcome:Availability/accessibility

Matrix Code:Public Services (General) (05)

National Objective:LMC

Initial Funding Date:09/22/2015

Description:
Care-A-Van provides transportation services for elderly and permanently disabled individuals for medical appointments, visits to social service agencies, and other necessary errands. CDBG funds will be used for staff salaries (direct cost).

Financing

	Fund Type	Grant Year	Grant	Funded Amount	Drawn In Program Year	Drawn Thru Program Year
CDBG	EN	2015	B15UC060506	\$19,500.00	\$19,500.00	\$19,500.00
Total	Total			\$19,500.00	\$19,500.00	\$19,500.00

Proposed Accomplishments

People (General) : 532

Actual Accomplishments

Number assisted:

	Owner		Renter		Total		Person	
	Total	Hispanic	Total	Hispanic	Total	Hispanic	Total	Hispanic
White:	0	0	0	0	0	0	467	92
Black/African American:	0	0	0	0	0	0	65	0
Asian:	0	0	0	0	0	0	0	0
American Indian/Alaskan Native:	0	0	0	0	0	0	0	0
Native Hawaiian/Other Pacific Islander:	0	0	0	0	0	0	0	0
American Indian/Alaskan Native & White:	0	0	0	0	0	0	0	0
Asian White:	0	0	0	0	0	0	0	0
Black/African American & White:	0	0	0	0	0	0	0	0
American Indian/Alaskan Native & Black/African American:	0	0	0	0	0	0	0	0
Other multi-racial:	0	0	0	0	0	0	0	0
Asian/Pacific Islander:	0	0	0	0	0	0	0	0
Hispanic:	0	0	0	0	0	0	0	0
Total:	0	0	0	0	0	0	532	92
Female-headed Households:	0		0		0			

Income Category:

	Owner	Renter	Total	Person
Extremely Low	0	0	0	532
Low Mod	0	0	0	0
Moderate	0	0	0	0
Non Low Moderate	0	0	0	0

Total	0	0	0	532
Percent Low/Mod				100.0%

Annual Accomplishments

Years	Accomplishment Narrative	# Benefitting
2015	2015 funding \$12,000. 12/3/15 reprog \$7,500 from idis#5710, funding increased to \$19,500. Care-A-Van Transit provided new access to 532 Seniors and disabled adults living in the Hemet area with transportation to medical visits, social service agencies and necessary errands. Reason for discrepancy: Sponsor was able to serve more seniors this fiscal year with their CDBG funds.	

PGM Year:	2015
Project:	0086 - 0.148-15 - Valley-Wide Youth Scholarship Program
IDIS Activity:	5696 - 0.148-15 - Valley-Wide Youth Scholarship Program

Status:	Completed 6/30/2016 12:00:00 AM	Objective:	Create suitable living environments
Location:	901 W Esplanade Ave San Jacinto, CA 92582-4501	Outcome:	Affordability
		Matrix Code:	Youth Services (05D)
		National Objective:	LMC

Initial Funding Date: 09/22/2015

Description:

The Valley-Wide RPD provides children, from low-income families in the San Jacinto Valley, access to sport programs by using CDBG funds to provide "scholarships" to help defray the cost of participating in organized sports and recreational activities.

Financing

	Fund Type	Grant Year	Grant	Funded Amount	Drawn In Program Year	Drawn Thru Program Year
CDBG	EN	2015	B15UC060506	\$5,391.00	\$5,391.00	\$5,391.00
Total	Total			\$5,391.00	\$5,391.00	\$5,391.00

Proposed Accomplishments

People (General) : 60

Actual Accomplishments

Number assisted:	Owner		Renter		Total		Person	
	Total	Hispanic	Total	Hispanic	Total	Hispanic	Total	Hispanic
White:	0	0	0	0	0	0	94	66
Black/African American:	0	0	0	0	0	0	8	2
Asian:	0	0	0	0	0	0	3	3
American Indian/Alaskan Native:	0	0	0	0	0	0	6	3
Native Hawaiian/Other Pacific Islander:	0	0	0	0	0	0	5	0
American Indian/Alaskan Native & White:	0	0	0	0	0	0	5	5
Asian White:	0	0	0	0	0	0	0	0
Black/African American & White:	0	0	0	0	0	0	4	3
American Indian/Alaskan Native & Black/African American:	0	0	0	0	0	0	0	0
Other multi-racial:	0	0	0	0	0	0	14	0
Asian/Pacific Islander:	0	0	0	0	0	0	0	0
Hispanic:	0	0	0	0	0	0	0	0
Total:	0	0	0	0	0	0	139	82

Female-headed Households: 0 0 0

Income Category:

	Owner	Renter	Total	Person
Extremely Low	0	0	0	130
Low Mod	0	0	0	4
Moderate	0	0	0	5
Non Low Moderate	0	0	0	0
Total	0	0	0	139
Percent Low/Mod				100.0%

Annual Accomplishments

Years	Accomplishment Narrative	# Benefitting
2015	2015 funding \$6,000. 7/14/16 reprog remaining unused funds \$609 to idis#5776, funding reduced to \$5,391. Valley Wide Recreation and Park District provided 139 low income youth that live in the San Jacinto Valley area access to recreational scholarships to help defray the cost of participating in organized sports. CDBG funds were used for financial scholarships. Reason for discrepancy: Sponsor was able to provide more scholarship opportunities with their CDBG funds.	

PGM Year:	2015
Project:	0087 - 0.149-15 - Womens Health Assistance Program
IDIS Activity:	5697 - 0.149-15 - Women's Health Assistance Program

Status:	Completed 6/3/2016 12:00:00 AM	Objective:	Create suitable living environments
Location:	27645 Jefferson Ave Temecula, CA 92590-2645	Outcome:	Availability/accessibility
		Matrix Code:	Public Services (General) (05)
		National Objective:	LMC

Initial Funding Date: 09/22/2015

Description:

The Women's Health Program provides breast cancer awareness, support, and medical services to low-income women of Murrieta that are uninsured or underinsured. CDBG funds will be used for counseling, referrals, testing, screening, and other program related expenses.

Financing

	Fund Type	Grant Year	Grant	Funded Amount	Drawn In Program Year	Drawn Thru Program Year
CDBG	EN	2015	B15UC060506	\$12,500.00	\$12,500.00	\$12,500.00
Total	Total			\$12,500.00	\$12,500.00	\$12,500.00

Proposed Accomplishments

People (General) : 21

Actual Accomplishments

Number assisted:	Owner		Renter		Total		Person	
	Total	Hispanic	Total	Hispanic	Total	Hispanic	Total	Hispanic
White:	0	0	0	0	0	0	14	9
Black/African American:	0	0	0	0	0	0	0	0
Asian:	0	0	0	0	0	0	0	0
American Indian/Alaskan Native:	0	0	0	0	0	0	0	0

Native Hawaiian/Other Pacific Islander:	0	0	0	0	0	0	0	0
American Indian/Alaskan Native & White:	0	0	0	0	0	0	6	0
Asian White:	0	0	0	0	0	0	0	0
Black/African American & White:	0	0	0	0	0	0	0	0
American Indian/Alaskan Native & Black/African American:	0	0	0	0	0	0	0	0
Other multi-racial:	0	0	0	0	0	0	1	0
Asian/Pacific Islander:	0	0	0	0	0	0	0	0
Hispanic:	0	0	0	0	0	0	0	0
Total:	0	0	0	0	0	0	21	9

Female-headed Households: 0 0 0

Income Category:

	Owner	Renter	Total	Person
Extremely Low	0	0	0	2
Low Mod	0	0	0	9
Moderate	0	0	0	7
Non Low Moderate	0	0	0	3
Total	0	0	0	21
Percent Low/Mod				85.7%

Annual Accomplishments

Years	Accomplishment Narrative	# Benefitting
2015	2015 funding \$12,500. Michelle's place provided new access to services for 21 women that reside in the Murrieta area. The services provided were counseling, referrals, testing and screening for low-income and under insured women. Reason for discrepancy: Sponsor was not able to provide services to more individuals with funding and due to higher test costs this fiscal year.	

PGM Year:	2015
Project:	0088 - 0.150-15 - Kin Care
IDIS Activity:	5698 - 0.150-15 - Kin Care

Status:	Completed 5/25/2016 12:00:00 AM	Objective:	Create suitable living environments
Location:	749 N State St Hemet, CA 92543-1402	Outcome:	Availability/accessibility
		Matrix Code:	Abused and Neglected Children (05N)
		National Objective:	LMC

Initial Funding Date: 09/22/2015

Description:

Kin Care provides a comprehensive needs assessment for individuals and families in order to allow for children to remain within their extended family and not be placed in the foster care system. CDBG funds will assist with operating costs, staff salaries (direct cost), and supplies.

Financing

	Fund Type	Grant Year	Grant	Funded Amount	Drawn In Program Year	Drawn Thru Program Year
CDBG	EN	2015	B15UC060506	\$14,500.00	\$14,500.00	\$14,500.00
Total	Total			\$14,500.00	\$14,500.00	\$14,500.00

Proposed Accomplishments

People (General) : 181

Actual Accomplishments

Number assisted:	Owner		Renter		Total		Person	
	Total	Hispanic	Total	Hispanic	Total	Hispanic	Total	Hispanic
White:	0	0	0	0	0	0	132	69
Black/African American:	0	0	0	0	0	0	34	1
Asian:	0	0	0	0	0	0	1	0
American Indian/Alaskan Native:	0	0	0	0	0	0	1	0
Native Hawaiian/Other Pacific Islander:	0	0	0	0	0	0	2	1
American Indian/Alaskan Native & White:	0	0	0	0	0	0	5	0
Asian White:	0	0	0	0	0	0	1	0
Black/African American & White:	0	0	0	0	0	0	4	1
American Indian/Alaskan Native & Black/African American:	0	0	0	0	0	0	1	1
Other multi-racial:	0	0	0	0	0	0	0	0
Asian/Pacific Islander:	0	0	0	0	0	0	0	0
Hispanic:	0	0	0	0	0	0	0	0
Total:	0	0	0	0	0	0	181	73
Female-headed Households:	0		0		0			

Income Category:

	Owner	Renter	Total	Person
Extremely Low	0	0	0	0
Low Mod	0	0	0	181
Moderate	0	0	0	0
Non Low Moderate	0	0	0	0
Total	0	0	0	181
Percent Low/Mod				100.0%

Annual Accomplishments

Years	Accomplishment Narrative	# Benefitting
2015	2015 funding \$7,000. 12/3/15 reprog \$7,500 from idis#5710, funding increased to \$14,500. The program provided new access to 181 low-income individuals and families, it provided a comprehensive needs assessment to children to remain within their extended family and not be placed in foster care. CDBG funds were used for operating cost, staff salaries, and supplies. The program provided accessibility for the purpose of creating a suitable living environment.	

PGM Year:	2015
Project:	0089 - 0.151-15 - Riverside County Affordable Solar Housing Program
IDIS Activity:	5699 - 0.151-15 - Riverside County Affordable Solar Housing Program

Status:	Open	Objective:	Provide decent affordable housing	
Location:	1257 Columbia Ave Countywide Riverside, CA 92507-2194	Outcome:	Affordability	
		Matrix Code:	Energy Efficiency Improvements (14F)	National Objective: LMH

Initial Funding Date: 09/22/2015

Description:

GRID Alternatives provides training in energy efficiency and installation of solar electric systems for low-income families. CDBG funds will be used for staff salaries/benefits (direct cost) and other program related expenses.

Financing

	Fund Type	Grant Year	Grant	Funded Amount	Drawn In Program Year	Drawn Thru Program Year
CDBG	EN	2015	B15UC060506	\$10,000.00	\$5,000.00	\$5,000.00
Total	Total			\$10,000.00	\$5,000.00	\$5,000.00

Proposed Accomplishments

Housing Units : 2

Actual Accomplishments

Number assisted:

	Owner		Renter		Total		Person	
	Total	Hispanic	Total	Hispanic	Total	Hispanic	Total	Hispanic
White:	0	0	0	0	0	0		0
Black/African American:	0	0	0	0	0	0	0	0
Asian:	0	0	0	0	0	0	0	0
American Indian/Alaskan Native:	0	0	0	0	0	0	0	0
Native Hawaiian/Other Pacific Islander:	0	0	0	0	0	0	0	0
American Indian/Alaskan Native & White:	0	0	0	0	0	0	0	0
Asian White:	0	0	0	0	0	0	0	0
Black/African American & White:	0	0	0	0	0	0	0	0
American Indian/Alaskan Native & Black/African American:	0	0	0	0	0	0	0	0
Other multi-racial:	0	0	0	0	0	0	0	0
Asian/Pacific Islander:	0	0	0	0	0	0	0	0
Hispanic:	0	0	0	0	0	0	0	0
Total:	0	0	0	0	0	0	0	0
Female-headed Households:	0		0		0			

Income Category:

	Owner	Renter	Total	Person
Extremely Low	0	0	0	0
Low Mod	0	0	0	0
Moderate	0	0	0	0
Non Low Moderate	0	0	0	0
Total	0	0	0	0
Percent Low/Mod				

Annual Accomplishments

Years	Accomplishment Narrative	# Benefitting
2015	2015 funding \$10,000. Project underway. GRID Alternatives provides training in energy efficiency and installation of solar electric systems for low-income families. GRID is currently working on one home. CDBG funds will be used for staff salaries/benefits (direct cost) and other program related expenses.	

PGM Year: 2015

Project:	0027 - 1.73-15 - Whiteside Manors Transitional Housing for Dually Diagnosed		
IDIS Activity:	5700 - 1.73-15 - Whiteside Manor's Transitional Housing for Dually Diagnosed		

Status:	Completed 6/27/2016 12:00:00 AM	Objective:	Create suitable living environments
Location:	8605 Janet Ave 8567 Janet St. 5890,5915,5925,5932,5935 Challen St. Riverside, CA 92503-9212	Outcome:	Availability/accessibility
		Matrix Code:	Operating Costs of Homeless/AIDS Patients Programs (03T)
		National Objective:	LMC

Initial Funding Date: 09/22/2015

Description:

Whiteside Manor provides a transitional living program and supportive services to homeless persons suffering from mental illness and substance abuse. CDBG funds will be used for staff salaries (direct cost).

Financing

	Fund Type	Grant Year	Grant	Funded Amount	Drawn In Program Year	Drawn Thru Program Year
CDBG	EN	2015	B15UC060506	\$35,000.00	\$35,000.00	\$35,000.00
Total	Total			\$35,000.00	\$35,000.00	\$35,000.00

Proposed Accomplishments

People (General) : 53

Actual Accomplishments

Number assisted:	Owner		Renter		Total		Person	
	Total	Hispanic	Total	Hispanic	Total	Hispanic	Total	Hispanic
White:	0	0	0	0	0	0	42	7
Black/African American:	0	0	0	0	0	0	1	0
Asian:	0	0	0	0	0	0	2	0
American Indian/Alaskan Native:	0	0	0	0	0	0	0	0
Native Hawaiian/Other Pacific Islander:	0	0	0	0	0	0	0	0
American Indian/Alaskan Native & White:	0	0	0	0	0	0	1	0
Asian White:	0	0	0	0	0	0	1	0
Black/African American & White:	0	0	0	0	0	0	0	0
American Indian/Alaskan Native & Black/African American:	0	0	0	0	0	0	0	0
Other multi-racial:	0	0	0	0	0	0	6	0
Asian/Pacific Islander:	0	0	0	0	0	0	0	0
Hispanic:	0	0	0	0	0	0	0	0
Total:	0	0	0	0	0	0	53	7
Female-headed Households:	0		0		0			

Income Category:

	Owner	Renter	Total	Person
Extremely Low	0	0	0	53
Low Mod	0	0	0	0
Moderate	0	0	0	0
Non Low Moderate	0	0	0	0

Total	0	0	0	53
Percent Low/Mod				100.0%

Annual Accomplishments

Years	Accomplishment Narrative	# Benefitting
2015	2015 funding \$10,000. 12/3/15 per sponsor request proposed revised from 107 to 53 based on amount of funding actually received. 6/14/16 reprog \$25,000 from idis#5677, funding increased to \$35,000. Completed. Whiteside Manor provided care for 53 men and women suffering from substance abuse for the purpose of availability of support services in the recovery from alcoholism and chemical dependency. Services included group family counseling by a licensed counselor to assist in the re-building of the family unit. CDBG funds were used to pay the cost of space cost for clients that resided at the facility. 27 clients remain in treatment while 26 were discharged. Leverage was provided through EFSP funding.	

PGM Year:	2015				
Project:	0028 - 1.74-15 - Mead Valley Community Center				
IDIS Activity:	5701 - 1.74-15 - Mead Valley Community Center				
Status:	Completed 5/19/2016 12:00:00 AM	Objective:	Create suitable living environments		
Location:	21091 Rider St Perris, CA 92570-8800	Outcome:	Availability/accessibility		
		Matrix Code:	Public Services (General) (05)	National Objective:	LMA

Initial Funding Date: 09/22/2015

Description:

The program offers recreational and academic activities, sports, computer development, and other community services to low-income families in the Mead Valley area. CDBG funds will be used for program expenses such as salaries (direct cost), program materials, and supplies.

Financing

	Fund Type	Grant Year	Grant	Funded Amount	Drawn In Program Year	Drawn Thru Program Year
CDBG	EN	2015	B15UC060506	\$99,840.00	\$99,840.00	\$99,840.00
Total	Total			\$99,840.00	\$99,840.00	\$99,840.00

Proposed Accomplishments

People (General) : 33,430

Total Population in Service Area: 33,450

Census Tract Percent Low / Mod: 53.59

Annual Accomplishments

Years	Accomplishment Narrative	# Benefitting
2015	2015 funding \$68,100. 2/1/16 reprog \$31,740 from idis#5703, funding increased to \$99,840. The center provided new access to services to 33,430 residents of the Mead Valley area. Services included recreational, academic, sports, computer and other community services.	

PGM Year:	2015				
Project:	0029 - 1.75-15 - Good Hope Community Center				
IDIS Activity:	5702 - 1.75-15 - Good Hope Community Center				
Status:	Completed 5/19/2016 12:00:00 AM	Objective:	Create suitable living environments		
Location:	Address Suppressed	Outcome:	Availability/accessibility		
		Matrix Code:	Public Services (General) (05)	National Objective:	LMA

Initial Funding Date: 09/22/2015

Description:

The Moses Schaffer Community Center offers a variety of educational, recreational, and community programs to residents in the Good Hope and Meadow Brook communities. CDBG funds will be used for staff salaries (direct cost), operational cost, and supplies.

Financing

	Fund Type	Grant Year	Grant	Funded Amount	Drawn In Program Year	Drawn Thru Program Year
CDBG	EN	2015	B15UC060506	\$49,310.00	\$49,310.00	\$49,310.00
Total	Total			\$49,310.00	\$49,310.00	\$49,310.00

Proposed Accomplishments

People (General) : 26,540
 Total Population in Service Area: 26,540
 Census Tract Percent Low / Mod: 65.03

Annual Accomplishments

Years	Accomplishment Narrative	# Benefitting
2015	2015 funding \$49,310. The Good Hope Community Center provided new access to services to 26,540 residents in the Good Hope and Meadow Brook communities. The services included educational, recreational and community programs.	

PGM Year: 2015
Project: 0030 - 1.76-15 - 1st District Public Facility Fund
IDIS Activity: 5703 - 1.76-15 - 1st District Public Facility Fund

Status: Open Objective: Create suitable living environments
 Location: 3403 10th St Riverside, CA 92501-3670 Outcome: Sustainability
 Matrix Code: Public Facilities and Improvement National Objective: LMC

Initial Funding Date: 09/22/2015

Description:

CDBG funds will be used to construct eligible public facilities located in low-income areas or serving low-moderate income persons in the 1st District. As specific and eligible projects are identified, the County will proceed with amendments to the 2015-2016 One Year Action Plan pursuant to the Citizen Participation Plan.

Financing

	Fund Type	Grant Year	Grant	Funded Amount	Drawn In Program Year	Drawn Thru Program Year
CDBG	EN	2015	B15UC060506	\$10,000.00	\$0.00	\$0.00
Total	Total			\$10,000.00	\$0.00	\$0.00

Proposed Accomplishments

Public Facilities : 1

Actual Accomplishments

Number assisted:	Owner		Renter		Total		Person	
	Total	Hispanic	Total	Hispanic	Total	Hispanic	Total	Hispanic
White:	0	0	0	0	0	0		0
Black/African American:	0	0	0	0	0	0	0	0
Asian:	0	0	0	0	0	0	0	0
American Indian/Alaskan Native:	0	0	0	0	0	0	0	0
Native Hawaiian/Other Pacific Islander:	0	0	0	0	0	0	0	0
American Indian/Alaskan Native & White:	0	0	0	0	0	0	0	0

Asian White:	0	0	0	0	0	0	0	0
Black/African American & White:	0	0	0	0	0	0	0	0
American Indian/Alaskan Native & Black/African American:	0	0	0	0	0	0	0	0
Other multi-racial:	0	0	0	0	0	0	0	0
Asian/Pacific Islander:	0	0	0	0	0	0	0	0
Hispanic:	0	0	0	0	0	0	0	0
Total:	0	0	0	0	0	0	0	0

Female-headed Households:	0	0	0
---------------------------	---	---	---

Income Category:

	Owner	Renter	Total	Person
Extremely Low	0	0	0	0
Low Mod	0	0	0	0
Moderate	0	0	0	0
Non Low Moderate	0	0	0	0
Total	0	0	0	0
Percent Low/Mod				

Annual Accomplishments

Years	Accomplishment Narrative	# Benefitting
2015	2015 funding \$391,740. 12/8/15 reprog \$350,000 to idis#5795, funding reduced to \$41,740. 2/1/16 reprog \$31,740 to idis#5701, funding reduced to \$10,000. Pass-through project. CDBG funds will be reprogrammed in 2016 and used to construct eligible public facilities located in low-income areas or serving low-moderate income persons in the 1st District as specific and eligible projects are identified.	

PGM Year:	2015
Project:	0090 - 2.66-15 - Highgrove Community Services
IDIS Activity:	5704 - 2.66-15 - Highgrove Community Services

Status:	Completed 6/30/2016 12:00:00 AM	Objective:	Create suitable living environments
Location:	459 Center St Riverside, CA 92507-1201	Outcome:	Availability/accessibility
		Matrix Code:	Public Services (General) (05)
		National Objective:	LMA

Initial Funding Date: 09/22/2015

Description:

Family Service Association offers recreational activities, nutrition, and outreach programs to the Highgrove community. CDBG funds will be used for salaries (directindirect costs) and supplies.

Financing

	Fund Type	Grant Year	Grant	Funded Amount	Drawn In Program Year	Drawn Thru Program Year
CDBG	EN	2015	B15UC060506	\$85,000.00	\$85,000.00	\$85,000.00
Total	Total			\$85,000.00	\$85,000.00	\$85,000.00

Proposed Accomplishments

People (General) : 5,050
Total Population in Service Area: 5,050
Census Tract Percent Low / Mod: 57.03

Annual Accomplishments

Years	Accomplishment Narrative	# Benefitting
-------	--------------------------	---------------

2015	2015 funding \$85,000. The Community outreach program provided 5,050 Highgrove residents with services that include educational, recreational and social programs.	
------	--	--

PGM Year: 2015**Project:** 0091 - 2.67-15 - Eddie Dee Smith Senior Center**IDIS Activity:** 5705 - 2.67-15 - Eddie Dee Smith Senior Center**Status:** Completed 6/30/2016 12:00:00 AM**Location:** 5888 Mission Blvd Jurupa Valley, CA 92509-4256**Objective:** Create suitable living environments**Outcome:** Availability/accessibility**Matrix Code:** Senior Services (05A)**National Objective:** LMC**Initial Funding Date:** 09/22/2015**Description:**

The program provides various health, recreational, educational, and social programs to seniors in the Jurupa Valley area. CDBG funds will be used for operational expenses such as staff salaries (direct cost) and program materials.

Financing

	Fund Type	Grant Year	Grant	Funded Amount	Drawn In Program Year	Drawn Thru Program Year
CDBG	EN	2015	B15UC060506	\$70,400.71	\$70,400.71	\$70,400.71
	PI			\$26,723.29	\$26,723.29	\$26,723.29
Total	Total			\$97,124.00	\$97,124.00	\$97,124.00

Proposed Accomplishments

People (General) : 500

Actual Accomplishments*Number assisted:*

	Owner		Renter		Total		Person	
	Total	Hispanic	Total	Hispanic	Total	Hispanic	Total	Hispanic
White:	0	0	0	0	0	0	339	163
Black/African American:	0	0	0	0	0	0	68	18
Asian:	0	0	0	0	0	0	10	3
American Indian/Alaskan Native:	0	0	0	0	0	0	15	10
Native Hawaiian/Other Pacific Islander:	0	0	0	0	0	0	7	0
American Indian/Alaskan Native & White:	0	0	0	0	0	0	11	2
Asian White:	0	0	0	0	0	0	2	0
Black/African American & White:	0	0	0	0	0	0	5	0
American Indian/Alaskan Native & Black/African American:	0	0	0	0	0	0	3	3
Other multi-racial:	0	0	0	0	0	0	6	0
Asian/Pacific Islander:	0	0	0	0	0	0	0	0
Hispanic:	0	0	0	0	0	0	0	0
Total:	0	0	0	0	0	0	466	199

Female-headed Households:

0

0

*Income Category:***Owner****Renter****Total****Person**

Extremely Low	0	0	0	0
Low Mod	0	0	0	466
Moderate	0	0	0	0
Non Low Moderate	0	0	0	0
Total	0	0	0	466
Percent Low/Mod				100.0%

Annual Accomplishments

Years	Accomplishment Narrative	# Benefitting
2015	2015 funding \$97,124. 6/10/16 increase PI \$26,723.29, reduce EN \$26,723.29 for receipted PI. Funding remains unchanged. Project complete. Eddie Dee Smith Senior Center provided new access to services for 466 seniors that reside in the Jurupa Valley area. The center provides various health, recreational, educational and social programs. Number proposed to served was adjusted due to the reduced funding the center received.	

PGM Year:	2015
Project:	0092 - 2.68-15 - 2nd District Public Facility Fund
IDIS Activity:	5706 - 2.68-15 - 2nd District Public Facility Fund

Status:	Canceled 3/29/2016 12:00:00 AM	Objective:	Create suitable living environments	
Location:	3403 10th St 2nd District Riverside, CA 92501-3670	Outcome:	Sustainability	
		Matrix Code:	Public Facilities and Improvement	National Objective: LMC

Initial Funding Date: 09/22/2015

Description:

CDBG funds will be used to construct eligible public facilities located in low-income areas or serving low-moderate income persons in the 2nd District. As specific and eligible projects are identified, the County will proceed with amendments to the 2015-2016 One Year Action Plan pursuant to the Citizens Participation Plan.

Financing

No data returned for this view. This might be because the applied filter excludes all data.

Proposed Accomplishments

Public Facilities : 1

Actual Accomplishments

Number assisted:	Owner		Renter		Total		Person	
	Total	Hispanic	Total	Hispanic	Total	Hispanic	Total	Hispanic
White:	0	0	0	0	0	0		0
Black/African American:	0	0	0	0	0	0	0	0
Asian:	0	0	0	0	0	0	0	0
American Indian/Alaskan Native:	0	0	0	0	0	0	0	0
Native Hawaiian/Other Pacific Islander:	0	0	0	0	0	0	0	0
American Indian/Alaskan Native & White:	0	0	0	0	0	0	0	0
Asian White:	0	0	0	0	0	0	0	0
Black/African American & White:	0	0	0	0	0	0	0	0
American Indian/Alaskan Native & Black/African American:	0	0	0	0	0	0	0	0
Other multi-racial:	0	0	0	0	0	0	0	0
Asian/Pacific Islander:	0	0	0	0	0	0	0	0

Hispanic:	0	0	0	0	0	0	0	0
Total:	0	0	0	0	0	0	0	0

Female-headed Households:	0	0	0
---------------------------	---	---	---

Income Category:

	Owner	Renter	Total	Person
Extremely Low	0	0	0	0
Low Mod	0	0	0	0
Moderate	0	0	0	0
Non Low Moderate	0	0	0	0
Total	0	0	0	0
Percent Low/Mod				

Annual Accomplishments

Years	Accomplishment Narrative	# Benefitting
2015	2015 funding for pass-thru project \$340,122. 9/29/15 reprog \$231,393 from idis#5600, funding increased to \$571,515. Funding combined to allocate to a new project currently under review,Corona/Norco YMCA, for fiscal year 2015/2016. Project would go out to bid by fall of 2015. Funds will not be used for YMCA project, supervisor funded in 2016-17 instead. Per Supervisor request at 16-17 matrix review meeting on 3/16/16, reprog \$571,515 on 3/29/15 to idis#5464 (Eddie Dee Facility Improvements), funding reduced to \$0. Project canceled, pass-thru project only.	

PGM Year:	2015
Project:	0093 - 3.111-15 - Idyllwild HELP Center
IDIS Activity:	5707 - 3.111-15 - Idyllwild HELP Center

Status:	Completed 5/16/2016 12:00:00 AM	Objective:	Create suitable living environments
Location:	PO Box 660 26330 Highway 243 Idyllwild, CA 92549-0660	Outcome:	Availability/accessibility
		Matrix Code:	Public Services (General) (05)
		National Objective:	LMC

Initial Funding Date: 09/22/2015

Description:

The Center provides food, medical assistance, utilityfood vouchers, food pantry, and counseling to low-income persons in the Idyllwild, Pine Cove, Fern Valley, and Mountain Center communities. CDBG funds will be used for staff salaries (direct cost).

Financing

	Fund Type	Grant Year	Grant	Funded Amount	Drawn In Program Year	Drawn Thru Program Year
CDBG	EN	2015	B15UC060506	\$10,000.00	\$10,000.00	\$10,000.00
Total	Total			\$10,000.00	\$10,000.00	\$10,000.00

Proposed Accomplishments

People (General) : 126

Actual Accomplishments

Number assisted:	Owner		Renter		Total		Person	
	Total	Hispanic	Total	Hispanic	Total	Hispanic	Total	Hispanic
White:	0	0	0	0	0	0	114	27
Black/African American:	0	0	0	0	0	0	0	0
Asian:	0	0	0	0	0	0	0	0

American Indian/Alaskan Native:	0	0	0	0	0	0	1	0
Native Hawaiian/Other Pacific Islander:	0	0	0	0	0	0	1	0
American Indian/Alaskan Native & White:	0	0	0	0	0	0	5	1
Asian White:	0	0	0	0	0	0	0	0
Black/African American & White:	0	0	0	0	0	0	0	0
American Indian/Alaskan Native & Black/African American:	0	0	0	0	0	0	1	1
Other multi-racial:	0	0	0	0	0	0	4	0
Asian/Pacific Islander:	0	0	0	0	0	0	0	0
Hispanic:	0	0	0	0	0	0	0	0
Total:	0	0	0	0	0	0	126	29

Female-headed Households: 0 0 0

Income Category:

	Owner	Renter	Total	Person
Extremely Low	0	0	0	88
Low Mod	0	0	0	37
Moderate	0	0	0	1
Non Low Moderate	0	0	0	0
Total	0	0	0	126
Percent Low/Mod				100.0%

Annual Accomplishments

Years	Accomplishment Narrative	# Benefitting
2015	2015 funding \$10,000. The Center provides food, medical assistance, utility/food vouchers, food pantry, and counseling to low-income persons in the Idyllwild, Pine Cove, Fern Valley, and Mountain Center communities. CDBG funds will be used for staff salaries (direct cost).	

PGM Year:	2015
Project:	0094 - 3.112-15 - Operation School Bell
IDIS Activity:	5708 - 3.112-15 - Operation School Bell

Status:	Completed 2/18/2016 12:00:00 AM	Objective:	Create suitable living environments
Location:	1861 S San Jacinto Ave San Jacinto, CA 92583-5605	Outcome:	Affordability
		Matrix Code:	Public Services (General) (05)
		National Objective:	LMC

Initial Funding Date: 09/22/2015

Description:

Operation School Bell provides clothes and school supplies to children from low-income families. CDBG funds will be used for "scholarships" to pay for clothing, backpacks, and other program supplies.

Financing

	Fund Type	Grant Year	Grant	Funded Amount	Drawn In Program Year	Drawn Thru Program Year
CDBG	EN	2015	B15UC060506	\$7,500.00	\$7,500.00	\$7,500.00
Total	Total			\$7,500.00	\$7,500.00	\$7,500.00

Proposed Accomplishments

People (General) : 76

Actual Accomplishments

Number assisted:

	Owner		Renter		Total		Person	
	Total	Hispanic	Total	Hispanic	Total	Hispanic	Total	Hispanic
White:	0	0	0	0	0	0	61	53
Black/African American:	0	0	0	0	0	0	1	0
Asian:	0	0	0	0	0	0	0	0
American Indian/Alaskan Native:	0	0	0	0	0	0	1	1
Native Hawaiian/Other Pacific Islander:	0	0	0	0	0	0	0	0
American Indian/Alaskan Native & White:	0	0	0	0	0	0	2	2
Asian White:	0	0	0	0	0	0	0	0
Black/African American & White:	0	0	0	0	0	0	4	3
American Indian/Alaskan Native & Black/African American:	0	0	0	0	0	0	2	2
Other multi-racial:	0	0	0	0	0	0	5	0
Asian/Pacific Islander:	0	0	0	0	0	0	0	0
Hispanic:	0	0	0	0	0	0	0	0
Total:	0	0	0	0	0	0	76	61
Female-headed Households:	0		0		0			

Income Category:

	Owner	Renter	Total	Person
Extremely Low	0	0	0	75
Low Mod	0	0	0	1
Moderate	0	0	0	0
Non Low Moderate	0	0	0	0
Total	0	0	0	76
Percent Low/Mod				100.0%

Annual Accomplishments

Years	Accomplishment Narrative	# Benefitting
-------	--------------------------	---------------

2015 2015 funding \$7,500. Operation School Bell provided new access to 76 youth that reside in the Hemet area for the purpose of creating a suitable living environment. Services included new clothing and school supplies. Operation School Bell proposed to serve 60 with the CDBG funds. Reason for discrepancy: Operation School was only able to provide services to 76 youth that reside in Hemet due to receiving less funding than previous years.

PGM Year: 2015

Project: 0095 - 3.113-15 - The Community Pantry

IDIS Activity: 5709 - 3.113-15 - The Community Pantry

Status: Completed 6/30/2016 12:00:00 AM

Location: 521 N San Jacinto St Hemet, CA 92543-3107

Objective: Create suitable living environments

Outcome: Availability/accessibility

Matrix Code: Food Banks (05W)

National Objective: LMC

Initial Funding Date: 09/22/2015

Description:

The Community Pantry provides assistance to individuals and families in need of emergency food and housing in the Hemet and San Jacinto areas. CDBG funds will be used for the purchase of food and other program related expenses.

Financing

	Fund Type	Grant Year	Grant	Funded Amount	Drawn In Program Year	Drawn Thru Program Year
CDBG	EN	2015	B15UC060506	\$30,000.00	\$30,000.00	\$30,000.00
Total	Total			\$30,000.00	\$30,000.00	\$30,000.00

Proposed Accomplishments

People (General) : 750

Actual Accomplishments

Number assisted:

	Owner		Renter		Total		Person	
	Total	Hispanic	Total	Hispanic	Total	Hispanic	Total	Hispanic
White:	0	0	0	0	0	0	2,548	1,171
Black/African American:	0	0	0	0	0	0	666	32
Asian:	0	0	0	0	0	0	30	5
American Indian/Alaskan Native:	0	0	0	0	0	0	32	7
Native Hawaiian/Other Pacific Islander:	0	0	0	0	0	0	32	7
American Indian/Alaskan Native & White:	0	0	0	0	0	0	28	3
Asian White:	0	0	0	0	0	0	44	30
Black/African American & White:	0	0	0	0	0	0	34	17
American Indian/Alaskan Native & Black/African American:	0	0	0	0	0	0	25	25
Other multi-racial:	0	0	0	0	0	0	174	0
Asian/Pacific Islander:	0	0	0	0	0	0	0	0
Hispanic:	0	0	0	0	0	0	0	0
Total:	0	0	0	0	0	0	3,613	1,297
Female-headed Households:	0		0		0			

Income Category:

	Owner	Renter	Total	Person
Extremely Low	0	0	0	3,283
Low Mod	0	0	0	267
Moderate	0	0	0	41
Non Low Moderate	0	0	0	22
Total	0	0	0	3,613
Percent Low/Mod				99.4%

Annual Accomplishments

Years	Accomplishment Narrative	# Benefitting
2015	2015 funding \$10,000. 2/25/16 reprog \$20,000 from idis#5691 (correct reprog done on 12/3/15 funds reprog'd in error to Murrieta Food Pantry instead of Hemet)funding increased to \$30,000. The Community Pantry provided new access to 3,613 low income individuals and families in need of emergency food and housing in the Hemet, San Jacinto area. CDBG funds were used to purchase food and for other program related expenses. Reason for discrepancy: Sponsor was able to serve more low income individuals this fiscal year with their CDBG funds. Numbers served include all funding sources.	

PGM Year: 2015

Project:	0096 - 3.114-15 - 3rd District Public Facility Fund		
IDIS Activity:	5710 - 3.114-15 - 3rd District Public Facility Fund		

Status:	Canceled 12/9/2015 12:00:00 AM	Objective:	Create suitable living environments
Location:	3403 10th St 3rd District Riverside, CA 92501-3670	Outcome:	Sustainability
		Matrix Code:	Public Facilities and Improvement
			National Objective: LMC

Initial Funding Date: 09/22/2015

Description:

CDBG funds will be used to construct eligible public facilities located in low-income areas or serving low-moderate income persons in the 3rd District. As specific and eligible projects are identified, the County will proceed with amendments to the 2015-2016 One Year Action Plan pursuant to the Citizens Participation Plan.

Financing

No data returned for this view. This might be because the applied filter excludes all data.

Proposed Accomplishments

Public Facilities : 1

Actual Accomplishments

Number assisted:	Owner		Renter		Total		Person	
	Total	Hispanic	Total	Hispanic	Total	Hispanic	Total	Hispanic
White:	0	0	0	0	0	0		0
Black/African American:	0	0	0	0	0	0	0	0
Asian:	0	0	0	0	0	0	0	0
American Indian/Alaskan Native:	0	0	0	0	0	0	0	0
Native Hawaiian/Other Pacific Islander:	0	0	0	0	0	0	0	0
American Indian/Alaskan Native & White:	0	0	0	0	0	0	0	0
Asian White:	0	0	0	0	0	0	0	0
Black/African American & White:	0	0	0	0	0	0	0	0
American Indian/Alaskan Native & Black/African American:	0	0	0	0	0	0	0	0
Other multi-racial:	0	0	0	0	0	0	0	0
Asian/Pacific Islander:	0	0	0	0	0	0	0	0
Hispanic:	0	0	0	0	0	0	0	0
Total:	0	0	0	0	0	0	0	0
Female-headed Households:	0		0		0			
Income Category:								
	Owner	Renter	Total	Person				
Extremely Low	0	0	0	0				
Low Mod	0	0	0	0				
Moderate	0	0	0	0				
Non Low Moderate	0	0	0	0				
Total	0	0	0	0				
Percent Low/Mod								

Annual Accomplishments

Years	Accomplishment Narrative	# Benefitting
2015	2015 funding pass-thru project \$343,734. 9/29/15 reprog \$64,226 from idis\$5612, combine prior pass-thru district funding with current year, funding increased to \$407,960. 12/3/15 reprog \$20,000 to idis#5691, funding reduced to \$387,960. 12/3/15 reprog \$7,500 to idis#5698, funding decreased to \$380,460. 12/3/15 reprog \$7,500 to idis#5695, funding reduced to \$372,960. 12/9/15 reprog \$125,000 to idis# 5796, reprog \$125,000 to idis#5797 and reprog \$122,960 to idis#5798, funding reduced to \$0.	

PGM Year: 2015
Project: 0031 - 4.169-15 - St. Elizabeth Food Pantry
IDIS Activity: 5711 - 4.169-15 - St. Elizabeth Food Pantry

Status: Completed 4/26/2016 12:00:00 AM
Location: 66700 Pierson Blvd Desert Hot Springs, CA 92240-3740
Objective: Create suitable living environments
Outcome: Availability/accessibility
Matrix Code: Food Banks (05W) **National Objective:** LMC

Initial Funding Date: 09/22/2015

Description:

St. Elizabeth Food Pantry provides food packages to low-income families, elderly, disabled, at-risk youth, and homeless individuals located in the Desert Hot Springs area. CDBG funds will be used for utility costs.

Financing

	Fund Type	Grant Year	Grant	Funded Amount	Drawn In Program Year	Drawn Thru Program Year
CDBG	EN	2015	B15UC060506	\$3,000.00	\$3,000.00	\$3,000.00
Total	Total			\$3,000.00	\$3,000.00	\$3,000.00

Proposed Accomplishments

People (General) : 210

Actual Accomplishments

Number assisted:

	Owner		Renter		Total		Person	
	Total	Hispanic	Total	Hispanic	Total	Hispanic	Total	Hispanic
White:	0	0	0	0	0	0	164	96
Black/African American:	0	0	0	0	0	0	25	13
Asian:	0	0	0	0	0	0	9	2
American Indian/Alaskan Native:	0	0	0	0	0	0	4	4
Native Hawaiian/Other Pacific Islander:	0	0	0	0	0	0	3	1
American Indian/Alaskan Native & White:	0	0	0	0	0	0	1	1
Asian White:	0	0	0	0	0	0	0	0
Black/African American & White:	0	0	0	0	0	0	3	2
American Indian/Alaskan Native & Black/African American:	0	0	0	0	0	0	1	1
Other multi-racial:	0	0	0	0	0	0	0	0
Asian/Pacific Islander:	0	0	0	0	0	0	0	0
Hispanic:	0	0	0	0	0	0	0	0
Total:	0	0	0	0	0	0	210	120

Female-headed Households:

0 0 0

Income Category:

	Owner	Renter	Total	Person
Extremely Low	0	0	0	183
Low Mod	0	0	0	21
Moderate	0	0	0	6
Non Low Moderate	0	0	0	0
Total	0	0	0	210
Percent Low/Mod				100.0%

Annual Accomplishments

Years	Accomplishment Narrative	# Benefitting
2015	2015 funding \$3,000. Project Complete. Project Complete. CDBG funds were used to reimburse the St. Elizabeth Food Pantry for costs associated with operating the food pantry. Specifically, CDBG funds were used to pay for costs related to electricity and trash pickup. With assistance from the CDBG program, the St. Elizabeth Food Pantry was able to leverage funding and utilize other program funding to provide food packages to low-income families, elderly, and homeless individuals residing in the low-income community of Desert Hot Springs. Individuals were provided with availability of these services for the purpose of creating a suitable living environment.	

PGM Year: 2015
Project: 0032 - 4.170-15 - Galilee Assistance Program-Mecca Comfort Station
IDIS Activity: 5712 - 4.170-15 - Galilee Assistance Program-Mecca Comfort Station

Status: Completed 5/19/2016 12:00:00 AM
Location: PO Box 308 66101 Hammond Road Mecca, CA 92254-0308
Objective: Create suitable living environments
Outcome: Availability/accessibility
Matrix Code: Public Services (General) (05) **National Objective:** LMC

Initial Funding Date: 09/22/2015

Description:

The Galilee Center provides food, clothing, and rental assistance to low-income individuals residing in the eastern Coachella Valley. CDBG funds will be used for direct program costs such as laundry and shower facility supplies, utilities, and other program related costs.

Financing

	Fund Type	Grant Year	Grant	Funded Amount	Drawn In Program Year	Drawn Thru Program Year
CDBG	EN	2015	B15UC060506	\$50,013.14	\$50,013.14	\$50,013.14
Total	Total			\$50,013.14	\$50,013.14	\$50,013.14

Proposed Accomplishments

People (General) : 93

Actual Accomplishments

Number assisted:

	Owner		Renter		Total		Person	
	Total	Hispanic	Total	Hispanic	Total	Hispanic	Total	Hispanic
White:	0	0	0	0	0	0	93	93
Black/African American:	0	0	0	0	0	0	0	0
Asian:	0	0	0	0	0	0	0	0
American Indian/Alaskan Native:	0	0	0	0	0	0	0	0
Native Hawaiian/Other Pacific Islander:	0	0	0	0	0	0	0	0
American Indian/Alaskan Native & White:	0	0	0	0	0	0	0	0
Asian White:	0	0	0	0	0	0	0	0
Black/African American & White:	0	0	0	0	0	0	0	0

American Indian/Alaskan Native & Black/African American:	0	0	0	0	0	0	0	0
Other multi-racial:	0	0	0	0	0	0	0	0
Asian/Pacific Islander:	0	0	0	0	0	0	0	0
Hispanic:	0	0	0	0	0	0	0	0
Total:	0	0	0	0	0	0	93	93

Female-headed Households:	0	0	0
---------------------------	---	---	---

Income Category:

	Owner	Renter	Total	Person
Extremely Low	0	0	0	50
Low Mod	0	0	0	40
Moderate	0	0	0	3
Non Low Moderate	0	0	0	0
Total	0	0	0	93
Percent Low/Mod				100.0%

Annual Accomplishments

Years	Accomplishment Narrative	# Benefitting
2015	2015 funding \$50,000. 3/4/16 reprog \$13.14 from idis#5714, funding increased to \$50,013.14. The Galilee Center was able to provide 93 low income families and migrant farmworkers residing in the eastern Coachella Valley with a meal, laundry, and shower facilities. CDBG funds were used to purchase program supplies, pay for costs related to utilities, pay for staff salaries (direct cost), food, and other program related expenses. These services were made accessible to families and migrant farmworkers for the purpose of creating a suitable living environment.	

PGM Year:	2015
Project:	0033 - 4.171-15 - Food Assistance Program
IDIS Activity:	5713 - 4.171-15 - Food Assistance Program

Status:	Completed 2/11/2016 12:00:00 AM	Objective:	Create suitable living environments
Location:	14080 Palm Dr Desert Hot Springs, CA 92240-2100	Outcome:	Availability/accessibility
		Matrix Code:	Public Services (General) (05)
		National Objective:	LMC

Initial Funding Date: 09/22/2015

Description:

Family Services of the Desert provides mental health and family services, including food assistance, to residents of Eastern Riverside County. CDBG funds will be used to pay for staff salaries (direct cost), office space, supplies, utilities, and transportation expenses associated with their food assistance program.

Financing

	Fund Type	Grant Year	Grant	Funded Amount	Drawn In Program Year	Drawn Thru Program Year
CDBG	EN	2015	B15UC060506	\$5,000.00	\$5,000.00	\$5,000.00
Total	Total			\$5,000.00	\$5,000.00	\$5,000.00

Proposed Accomplishments

People (General) : 2,358

Actual Accomplishments

	Owner		Renter		Total		Person	
Number assisted:	Total	Hispanic	Total	Hispanic	Total	Hispanic	Total	Hispanic

White:	0	0	0	0	0	0	2,009	746
Black/African American:	0	0	0	0	0	0	4	4
Asian:	0	0	0	0	0	0	7	3
American Indian/Alaskan Native:	0	0	0	0	0	0	5	3
Native Hawaiian/Other Pacific Islander:	0	0	0	0	0	0	9	0
American Indian/Alaskan Native & White:	0	0	0	0	0	0	22	2
Asian White:	0	0	0	0	0	0	13	1
Black/African American & White:	0	0	0	0	0	0	120	0
American Indian/Alaskan Native & Black/African American:	0	0	0	0	0	0	0	0
Other multi-racial:	0	0	0	0	0	0	169	0
Asian/Pacific Islander:	0	0	0	0	0	0	0	0
Hispanic:	0	0	0	0	0	0	0	0
Total:	0	0	0	0	0	0	2,358	759

Female-headed Households: 0 0 0

Income Category:

	Owner	Renter	Total	Person
Extremely Low	0	0	0	2,358
Low Mod	0	0	0	0
Moderate	0	0	0	0
Non Low Moderate	0	0	0	0
Total	0	0	0	2,358
Percent Low/Mod				100.0%

Annual Accomplishments

Years	Accomplishment Narrative	# Benefitting
2015	2015 funding \$5,000.Project Complete. Food Now was able to provide services to 2,358 low- to moderate-income families in the Desert Hot Springs area. Desert Hot Springs is designated by USDA as a, which by definition means the following are limited: Accessibility to sources of healthy food, as measured by distance to a store or by the number of stores in an area; Individual-level resources that may affect accessibility, such as family income or vehicle availability; and Neighborhood-level indicators of resources, such as the average income of the neighborhood and the availability of public transportation. CDBG funds were used to pay for direct staff salaries associated with operating this Food Distribution Program for the months of July, August and September. Individuals and families were provided accessibility to food supplies for the purpose of creating a suitable living environment.	

PGM Year:	2015
Project:	0034 - 4.172-15 - Mental Health Counseling
IDIS Activity:	5714 - 4.172-15 - Mental Health Counseling

Status:	Completed 3/4/2016 12:00:00 AM	Objective:	Create suitable living environments
Location:	14080 Palm Dr Desert Hot Springs, CA 92240-2100	Outcome:	Availability/accessibility
		Matrix Code:	Mental Health Services (05O)
		National Objective:	LMC

Initial Funding Date: 09/22/2015

Description:

The Mental Health Counseling Program in Blythe, Indio, and Desert Hot Springs provides counseling, education, and intervention services to low-income families experiencing domestic violence and child abuse. CDBG funds will be used for operational expenses, staff salaries (direct cost), supplies, and other program related expenses.

Financing

	Fund Type	Grant Year	Grant	Funded Amount	Drawn In Program Year	Drawn Thru Program Year
CDBG	EN	2015	B15UC060506	\$4,986.86	\$4,986.86	\$4,986.86
Total	Total			\$4,986.86	\$4,986.86	\$4,986.86

Proposed Accomplishments

People (General) : 86

Actual Accomplishments

Number assisted:	Owner		Renter		Total		Person	
	Total	Hispanic	Total	Hispanic	Total	Hispanic	Total	Hispanic
White:	0	0	0	0	0	0	72	50
Black/African American:	0	0	0	0	0	0	8	0
Asian:	0	0	0	0	0	0	0	0
American Indian/Alaskan Native:	0	0	0	0	0	0	0	0
Native Hawaiian/Other Pacific Islander:	0	0	0	0	0	0	0	0
American Indian/Alaskan Native & White:	0	0	0	0	0	0	0	0
Asian White:	0	0	0	0	0	0	0	0
Black/African American & White:	0	0	0	0	0	0	0	0
American Indian/Alaskan Native & Black/African American:	0	0	0	0	0	0	0	0
Other multi-racial:	0	0	0	0	0	0	6	0
Asian/Pacific Islander:	0	0	0	0	0	0	0	0
Hispanic:	0	0	0	0	0	0	0	0
Total:	0	0	0	0	0	0	86	50
Female-headed Households:	0		0		0			

Income Category:

	Owner	Renter	Total	Person
Extremely Low	0	0	0	84
Low Mod	0	0	0	1
Moderate	0	0	0	1
Non Low Moderate	0	0	0	0
Total	0	0	0	86
Percent Low/Mod				100.0%

Annual Accomplishments

Years	Accomplishment Narrative	# Benefitting
2015	2015 funding \$5,000. 3/4/16 reprog remaining unspent funds \$13.14 to idis#5712, funding decreased to \$4,986.86. Project complete. CDBG funds were used to pay for staff salaries (direct cost) for the Indio and Desert Hot Springs offices. The Mental Health Counseling Program provided counseling, education, and intervention services to low-income families experiencing domestic violence and child abuse. Participants were provided accessibility to the program for the purpose of creating a suitable living environment.	

PGM Year:	2015
Project:	0035 - 4.173-15 - Las Mananitas Migrant Farmworker Housing

Status: Completed 4/26/2016 12:00:00 AM

Location: 45701 Monroe St Ste G 91-200 Avenue 63 Indio, CA 92201-3964

Objective: Create suitable living environments

Outcome: Availability/accessibility

Matrix Code: Operating Costs of Homeless/AIDS Patients Programs (03T)

National Objective: LMC

Initial Funding Date: 09/22/2015

Description:

CVHC provides an affordable and sanitary 128-bed seasonal-occupancy housing facility formigrant agricultural farm workers. CDBG funds will be used to pay for maintenance and operating costs at the Las Mananitas I & II Migrant Farm Worker Housing facility.

Financing

	Fund Type	Grant Year	Grant	Funded Amount	Drawn In Program Year	Drawn Thru Program Year
CDBG	EN	2015	B15UC060506	\$6,000.00	\$6,000.00	\$6,000.00
Total	Total			\$6,000.00	\$6,000.00	\$6,000.00

Proposed Accomplishments

People (General) : 147

Actual Accomplishments

Number assisted:	Owner		Renter		Total		Person	
	Total	Hispanic	Total	Hispanic	Total	Hispanic	Total	Hispanic
White:	0	0	0	0	0	0	147	147
Black/African American:	0	0	0	0	0	0	0	0
Asian:	0	0	0	0	0	0	0	0
American Indian/Alaskan Native:	0	0	0	0	0	0	0	0
Native Hawaiian/Other Pacific Islander:	0	0	0	0	0	0	0	0
American Indian/Alaskan Native & White:	0	0	0	0	0	0	0	0
Asian White:	0	0	0	0	0	0	0	0
Black/African American & White:	0	0	0	0	0	0	0	0
American Indian/Alaskan Native & Black/African American:	0	0	0	0	0	0	0	0
Other multi-racial:	0	0	0	0	0	0	0	0
Asian/Pacific Islander:	0	0	0	0	0	0	0	0
Hispanic:	0	0	0	0	0	0	0	0
Total:	0	0	0	0	0	0	147	147
Female-headed Households:	0		0		0			

Income Category:

	Owner	Renter	Total	Person
Extremely Low	0	0	0	0
Low Mod	0	0	0	147
Moderate	0	0	0	0
Non Low Moderate	0	0	0	0
Total	0	0	0	147
Percent Low/Mod				100.0%

Annual Accomplishments

Years	Accomplishment Narrative	# Benefitting
-------	--------------------------	---------------

2015	2015 funding \$6,000. Project complete. With CDBG funds CVHC was able to provide affordable, decent, and sanitary housing for homeless migrant farm workers in the Coachella Valley. The project helped to mitigate the severe housing shortage for migrant farm workers during peak harvest seasons. CDBG funds were used for operational costs of the facility including water, electricity and gas. Reason for discrepancy: Sponsor originally proposed that 120 individuals would be served within the given project schedule and timeframe. However, with increased marketing and outreach the organization was able to exceed their projection.	
------	---	--

PGM Year: 2015

Project: 0036 - 4.174-15 - Paseo de los Heroes II After-School Program

IDIS Activity: 5716 - 4.174-15 - Paseo de los Heroes II After-School Program

Status: Completed 4/26/2016 12:00:00 AM

Location: 63950 Lincoln Ave Mecca, CA 92254-7052

Objective: Create suitable living environments

Outcome: Affordability

Matrix Code: Public Services (General) (05)

National Objective: LMC

Initial Funding Date: 09/22/2015

Description:

CVHC operates the Paseos de los Heroes After School Program at their affordable rental manufactured housing community in Mecca. The After School Program provides youth from low-income families with educational assistance, arts, crafts, nutritional education, and physical play activities. CDBG funds will be used for "scholarships" for youth to participate in the program.

Financing

	Fund Type	Grant Year	Grant	Funded Amount	Drawn In Program Year	Drawn Thru Program Year
CDBG	EN	2015	B15UC060506	\$4,000.00	\$4,000.00	\$4,000.00
Total	Total			\$4,000.00	\$4,000.00	\$4,000.00

Proposed Accomplishments

People (General) : 38

Actual Accomplishments

Number assisted:

	Owner		Renter		Total		Person	
	Total	Hispanic	Total	Hispanic	Total	Hispanic	Total	Hispanic
White:	0	0	0	0	0	0	36	36
Black/African American:	0	0	0	0	0	0	1	1
Asian:	0	0	0	0	0	0	0	0
American Indian/Alaskan Native:	0	0	0	0	0	0	0	0
Native Hawaiian/Other Pacific Islander:	0	0	0	0	0	0	0	0
American Indian/Alaskan Native & White:	0	0	0	0	0	0	0	0
Asian White:	0	0	0	0	0	0	0	0
Black/African American & White:	0	0	0	0	0	0	0	0
American Indian/Alaskan Native & Black/African American:	0	0	0	0	0	0	0	0
Other multi-racial:	0	0	0	0	0	0	1	0
Asian/Pacific Islander:	0	0	0	0	0	0	0	0
Hispanic:	0	0	0	0	0	0	0	0
Total:	0	0	0	0	0	0	38	37
Female-headed Households:	0		0		0			

Income Category:

	Owner	Renter	Total	Person
Extremely Low	0	0	0	37
Low Mod	0	0	0	1
Moderate	0	0	0	0
Non Low Moderate	0	0	0	0
Total	0	0	0	38
Percent Low/Mod				100.0%

Annual Accomplishments

Years	Accomplishment Narrative	# Benefitting
2015	2015 funding \$4,000. The Coachella Valley Housing Coalition provided 38 children of migrant farm workers with access to their Paseo de los Heroes After School Program. The After School Program included activities such as homework assistance, tutoring, computer access for school assignments, education computer activities, arts, crafts, group outdoor play activities, and a nutritional snack. CDBG funds were used to pay for scholarships for children to participate in the program. This program provided accessibility for the purpose of creating a suitable living environment.	

PGM Year:	2015				
Project:	0037 - 4.175-15 - Indio Hills After School Program				
IDIS Activity:	5717 - 4.175-15 - Indio Hills After School Program				
Status:	Completed 6/14/2016 12:00:00 AM		Objective:	Create suitable living environments	
Location:	80400 Dillon Rd Desert Hot Springs, CA 92241-8059		Outcome:	Affordability	
			Matrix Code:	Public Services (General) (05)	National Objective: LMC

Initial Funding Date: 09/22/2015

Description:

CDBG funds will be used to provide "scholarships" for children from low-income families to participate in the After School Program in the unincorporated community of Indio Hills. Children provided with scholarships will be afforded the opportunity to participate in supervised creative arts, sports, special events, theme days, drama, games and homework assistance.

Financing

	Fund Type	Grant Year	Grant	Funded Amount	Drawn In Program Year	Drawn Thru Program Year
CDBG	EN	2015	B15UC060506	\$9,566.29	\$9,566.29	\$9,566.29
Total	Total			\$9,566.29	\$9,566.29	\$9,566.29

Proposed Accomplishments

People (General) : 32

Actual Accomplishments

Number assisted:	Owner		Renter		Total		Person	
	Total	Hispanic	Total	Hispanic	Total	Hispanic	Total	Hispanic
White:	0	0	0	0	0	0	24	21
Black/African American:	0	0	0	0	0	0	0	0
Asian:	0	0	0	0	0	0	1	1
American Indian/Alaskan Native:	0	0	0	0	0	0	0	0
Native Hawaiian/Other Pacific Islander:	0	0	0	0	0	0	0	0
American Indian/Alaskan Native & White:	0	0	0	0	0	0	0	0
Asian White:	0	0	0	0	0	0	0	0

Black/African American & White:	0	0	0	0	0	0	0	0
American Indian/Alaskan Native & Black/African American:	0	0	0	0	0	0	0	0
Other multi-racial:	0	0	0	0	0	0	7	0
Asian/Pacific Islander:	0	0	0	0	0	0	0	0
Hispanic:	0	0	0	0	0	0	0	0
Total:	0	0	0	0	0	0	32	22

Female-headed Households: 0 0 0

Income Category:

	Owner	Renter	Total	Person
Extremely Low	0	0	0	24
Low Mod	0	0	0	4
Moderate	0	0	0	2
Non Low Moderate	0	0	0	2
Total	0	0	0	32
Percent Low/Mod				93.8%

Annual Accomplishments

Years	Accomplishment Narrative	# Benefitting
2015	2015 funding \$10,000. 6/14/16 year-end cleanup reprogram unused funds \$433.71, funding reduced to \$9,566.29. Project Complete. CDBG funds were used to pay for costs associated with operating the after school program. CDBG funds were used specifically to pay for staff salaries and program supplies. Children from low-income families were afforded the opportunity to participate in the After School Program in the underserved community of Indio Hills. Through the afterschool program, Children were provided accessibility to supervised creative arts, sports, special events, theme days, drama, games and homework assistance activities. The Desert Recreation District will continue to provide services through the After-School Program and will continue to market their program in an effort to increase awareness of the program availability and meet the needs of this somewhat isolated community.	

PGM Year:	2015
Project:	0038 - 4.176-15 - North Shore After School Program
IDIS Activity:	5718 - 4.176-15 - North Shore After School Program

Status:	Completed 5/17/2016 12:00:00 AM	Objective:	Create suitable living environments
Location:	45305 Oasis St Indio, CA 92201-4337	Outcome:	Affordability
		Matrix Code:	Public Services (General) (05)
		National Objective:	LMC

Initial Funding Date: 09/22/2015

Description:

CDBG funds will be used to provide "scholarships" for children from low-income families to participate in the After School Program in the unincorporated community of North Shore. Children provided with scholarships will be afforded the opportunity to participate in supervised creative arts, sports, special events, theme days, drama, games, and homework assistance.

Financing

	Fund Type	Grant Year	Grant	Funded Amount	Drawn In Program Year	Drawn Thru Program Year
CDBG	EN	2015	B15UC060506	\$5,403.31	\$5,403.31	\$5,403.31
	PI			\$4,596.69	\$4,596.69	\$4,596.69
Total	Total			\$10,000.00	\$10,000.00	\$10,000.00

Proposed Accomplishments

Actual Accomplishments

<i>Number assisted:</i>	Owner		Renter		Total		Person	
	Total	Hispanic	Total	Hispanic	Total	Hispanic	Total	Hispanic
White:	0	0	0	0	0	0	35	35
Black/African American:	0	0	0	0	0	0	0	0
Asian:	0	0	0	0	0	0	0	0
American Indian/Alaskan Native:	0	0	0	0	0	0	0	0
Native Hawaiian/Other Pacific Islander:	0	0	0	0	0	0	0	0
American Indian/Alaskan Native & White:	0	0	0	0	0	0	3	3
Asian White:	0	0	0	0	0	0	0	0
Black/African American & White:	0	0	0	0	0	0	3	3
American Indian/Alaskan Native & Black/African American:	0	0	0	0	0	0	2	2
Other multi-racial:	0	0	0	0	0	0	8	0
Asian/Pacific Islander:	0	0	0	0	0	0	0	0
Hispanic:	0	0	0	0	0	0	0	0
Total:	0	0	0	0	0	0	51	43
Female-headed Households:	0		0		0			

Income Category:

	Owner	Renter	Total	Person
Extremely Low	0	0	0	42
Low Mod	0	0	0	9
Moderate	0	0	0	0
Non Low Moderate	0	0	0	0
Total	0	0	0	51
Percent Low/Mod				100.0%

Annual Accomplishments

Years	Accomplishment Narrative	# Benefitting
2015	2015 funding \$10,000. 12/23/15 PI increase \$4,596.69, EN decrease \$4,596.69, total funding remains the same. Project Complete. CDBG funds were used to pay for costs associated with operating the after school program. CDBG funds were used specifically to pay for staff salaries and program supplies. Children from low-income families were afforded the opportunity to participate in the After School Program in the unincorporated, low- to moderate-income community of North Shore. Through the after school program, Children were provided accessibility to supervised creative arts, sports, special events, theme days, drama, games and homework assistance activities. In the 2015-2016 program year, Desert Recreation District worked diligently to do community outreach and encourage participation by new comers. The result was a significant increase in program participants.	

PGM Year:	2015
Project:	0039 - 4.177-15 - Community Recreation Services and Community Engagement
IDIS Activity:	5719 - 4.177-15 - Community Recreation Services and Community Engagement

Status: Completed 6/14/2016 12:00:00 AM

Location: 45305 Oasis St Various Locations Indio, CA 92201-4337

Objective: Create suitable living environments

Outcome: Availability/accessibility

Matrix Code: Public Services (General) (05)

National Objective: LMA

Initial Funding Date: 09/22/2015

Description:

The Desert Recreation District provides community events, activities, movies in the park, teen activities, youth camps, afterschool programs, and other recreational programs to residents in North Shore, Mecca, Oasis, Thermal, Thousand Palms, and the Dillon Road communities. CDBG funds will be used to pay for program related expenses, such as staff salaries (direct cost), materials, supplies, and equipment.

Financing

	Fund Type	Grant Year	Grant	Funded Amount	Drawn In Program Year	Drawn Thru Program Year
CDBG	EN	2015	B15UC060506	\$16,525.66	\$16,525.66	\$16,525.66
	PI			\$3,405.98	\$3,405.98	\$3,405.98
Total	Total			\$19,931.64	\$19,931.64	\$19,931.64

Proposed Accomplishments

People (General) : 48,975

Total Population in Service Area: 48,975

Census Tract Percent Low / Mod: 69.94

Annual Accomplishments

Years	Accomplishment Narrative	# Benefitting
2015	2015 funding \$20,000. 12/23/15 increase PI \$3,405.98, decrease EN \$3,405.98 (receipted PI) funding remains the same. Project complete. 6/14/16 year-end cleanup, reprogram remaining \$68.36 unused funds, funding reduced to \$19,931.64. CDBG funds were used to provide community recreation services and community engagement in the low-income communities of Mecca, Thermal, North Shore, Oasis, and the Dillon Road Communities. The communities mentioned benefited from one or more of the events listed below: Baile Folklorico events, movies in the park, movie night, youth programs, resource fairs, fall and spring events, arts and craft events, senior events, and community potlucks. CDBG funds were used specifically for staff salaries, program supplies, program equipment, and to purchase movie licenses. Remaining funds to be reprogrammed to other eligible CDBG activities.	

PGM Year: 2015

Project: 0040 - 4.178-15 - Harrison House Transitional Living and Permanent Supportive Housing Program

IDIS Activity: 5720 - 4.178-15 - Harrison House Transitional Living and Permanent Supportive Housing Program

Status: Completed 4/26/2016 12:00:00 AM

Location: 72695 La Canada Way Thousand Palms, CA 92276-6655

Objective: Create suitable living environments

Outcome: Availability/accessibility

Matrix Code: Operating Costs of Homeless/AIDS Patients Programs (03T)

National Objective: LMC

Initial Funding Date: 09/22/2015

Description:

Operation SafeHouse operates Harrison House, a transitional living and permanent supportive housing program, in Thousand Palms for adults 18-24. Services include life-skills training, transportation, financial education, referrals to social services, shelter, and job skills. CDBG funds will be used for salaries (direct cost).

Financing

	Fund Type	Grant Year	Grant	Funded Amount	Drawn In Program Year	Drawn Thru Program Year
CDBG	EN	2015	B15UC060506	\$10,000.00	\$10,000.00	\$10,000.00
Total	Total			\$10,000.00	\$10,000.00	\$10,000.00

Proposed Accomplishments

People (General) : 8

Actual Accomplishments*Number assisted:*

	Owner		Renter		Total		Person	
	Total	Hispanic	Total	Hispanic	Total	Hispanic	Total	Hispanic
White:	0	0	0	0	0	0	4	2
Black/African American:	0	0	0	0	0	0	1	0
Asian:	0	0	0	0	0	0	0	0
American Indian/Alaskan Native:	0	0	0	0	0	0	1	1
Native Hawaiian/Other Pacific Islander:	0	0	0	0	0	0	0	0
American Indian/Alaskan Native & White:	0	0	0	0	0	0	0	0
Asian White:	0	0	0	0	0	0	1	0
Black/African American & White:	0	0	0	0	0	0	1	0
American Indian/Alaskan Native & Black/African American:	0	0	0	0	0	0	0	0
Other multi-racial:	0	0	0	0	0	0	0	0
Asian/Pacific Islander:	0	0	0	0	0	0	0	0
Hispanic:	0	0	0	0	0	0	0	0
Total:	0	0	0	0	0	0	8	3
Female-headed Households:	0		0		0			

Income Category:

	Owner	Renter	Total	Person
Extremely Low	0	0	0	8
Low Mod	0	0	0	0
Moderate	0	0	0	0
Non Low Moderate	0	0	0	0
Total	0	0	0	8
Percent Low/Mod				100.0%

Annual Accomplishments

Years	Accomplishment Narrative	# Benefitting
2015	2015 funding \$10,000. CDBG project complete. CDBG funds were used to pay salaries (direct cost) for Operation SafeHouses Harrison House, a transitional living and permanent supportive housing program, in Thousand Palms for adults 18-24. Services provided include life-skills training, transportation, financial education, referrals to social services, shelter, and job skills. CDBG funds will be used for salaries (direct cost).	

PGM Year: 2015**Project:** 0041 - 4.179-15 - Deserts Best Friends Closet Program**IDIS Activity:** 5721 - 4.179-15 - Deserts Best Friend's Closet Program

Status: Completed 5/19/2016 12:00:00 AM

Location: 74040 Highway 111 Palm Desert, CA 92260-4134

Objective: Create suitable living environments

Outcome: Availability/accessibility

Matrix Code: Public Services (General) (05)

National Objective: LMC

Initial Funding Date: 09/22/2015**Description:**

Desert Best Friend's Closet (DBFC) has launched the Warriors to Work initiative which provides Veterans residing in Riverside County and seeking employment to participate in the no costBridge to Employment job coaching programs and interview attire. CDBG funds will be used for salaries (direct cost), utilities, and other program related expenses.

Financing

	Fund Type	Grant Year	Grant	Funded Amount	Drawn In Program Year	Drawn Thru Program Year
CDBG	EN	2015	B15UC060506	\$2,000.00	\$2,000.00	\$2,000.00
Total	Total			\$2,000.00	\$2,000.00	\$2,000.00

Proposed Accomplishments

People (General) : 71

Actual Accomplishments

Number assisted:

	Owner		Renter		Total		Person	
	Total	Hispanic	Total	Hispanic	Total	Hispanic	Total	Hispanic
White:	0	0	0	0	0	0	46	29
Black/African American:	0	0	0	0	0	0	9	1
Asian:	0	0	0	0	0	0	1	0
American Indian/Alaskan Native:	0	0	0	0	0	0	9	4
Native Hawaiian/Other Pacific Islander:	0	0	0	0	0	0	1	0
American Indian/Alaskan Native & White:	0	0	0	0	0	0	1	0
Asian White:	0	0	0	0	0	0	0	0
Black/African American & White:	0	0	0	0	0	0	2	0
American Indian/Alaskan Native & Black/African American:	0	0	0	0	0	0	1	0
Other multi-racial:	0	0	0	0	0	0	1	0
Asian/Pacific Islander:	0	0	0	0	0	0	0	0
Hispanic:	0	0	0	0	0	0	0	0
Total:	0	0	0	0	0	0	71	34
Female-headed Households:	0		0		0			

Income Category:

	Owner	Renter	Total	Person
Extremely Low	0	0	0	62
Low Mod	0	0	0	4
Moderate	0	0	0	5
Non Low Moderate	0	0	0	0
Total	0	0	0	71
Percent Low/Mod				100.0%

Annual Accomplishments

Years	Accomplishment Narrative	# Benefitting
2015	2015 funding \$2,000. Project is 100% complete. CDBG funds were used to pay for salaries (direct cost). The Desert Best Friends Closet Program provided interview attire to low-income individuals in the Coachella Valley. Participants were provided accessibility to the program for the purpose of creating a suitable living environment.	

PGM Year:	2015
Project:	0042 - 4.180-15 - Transitional Housing Program - MVK

Status: Completed 4/26/2016 12:00:00 AM

Location: 83791 Date Ave Indio, CA 92201-4737

Objective: Create suitable living environments

Outcome: Availability/accessibility

Matrix Code: Operating Costs of Homeless/AIDS Patients Programs (03T)

National Objective: LMC

Initial Funding Date: 09/22/2015

Description:

Martha's Village and Kitchen provides residential and supportive services to homeless individuals and families in the eastern Coachella Valley. CDBG funds will be used to pay for costs associated with the Transitional Housing Program including rent, utilities, supplies, and staff salaries (direct cost).

Financing

	Fund Type	Grant Year	Grant	Funded Amount	Drawn In Program Year	Drawn Thru Program Year
CDBG	EN	2015	B15UC060506	\$5,000.00	\$5,000.00	\$5,000.00
Total	Total			\$5,000.00	\$5,000.00	\$5,000.00

Proposed Accomplishments

People (General) : 31

Actual Accomplishments

Number assisted:

	Owner		Renter		Total		Person	
	Total	Hispanic	Total	Hispanic	Total	Hispanic	Total	Hispanic
White:	0	0	0	0	0	0	20	9
Black/African American:	0	0	0	0	0	0	4	0
Asian:	0	0	0	0	0	0	2	1
American Indian/Alaskan Native:	0	0	0	0	0	0	1	1
Native Hawaiian/Other Pacific Islander:	0	0	0	0	0	0	0	0
American Indian/Alaskan Native & White:	0	0	0	0	0	0	2	1
Asian White:	0	0	0	0	0	0	0	0
Black/African American & White:	0	0	0	0	0	0	2	0
American Indian/Alaskan Native & Black/African American:	0	0	0	0	0	0	0	0
Other multi-racial:	0	0	0	0	0	0	0	0
Asian/Pacific Islander:	0	0	0	0	0	0	0	0
Hispanic:	0	0	0	0	0	0	0	0
Total:	0	0	0	0	0	0	31	12
Female-headed Households:	0		0		0			

Income Category:

	Owner	Renter	Total	Person
Extremely Low	0	0	0	31
Low Mod	0	0	0	0
Moderate	0	0	0	0
Non Low Moderate	0	0	0	0
Total	0	0	0	31
Percent Low/Mod				100.0%

Annual Accomplishments

Years	Accomplishment Narrative	# Benefitting
2015	2015 funding \$5,000. Project Complete. Martha's Village and Kitchen (MVK) provided homeless residential and supportive services, to 31 individuals residing in the eastern Coachella Valley. CDBG funds were used to pay for costs associated with the Transitional Housing Program staff salaries (Direct Cost).	

PGM Year: 2015

Project: 0043 - 4.181-15 - Emergency Food and Shelter Program (CVRM)

IDIS Activity: 5723 - 4.181-15 - Emergency Food and Shelter Program (CVRM)

Status: Completed 5/2/2016 12:00:00 AM Objective: Create suitable living environments

Location: 47470 Van Buren St Indio, CA 92201-7139 Outcome: Availability/accessibility

Matrix Code: Operating Costs of Homeless/AIDS Patients Programs (03T) National Objective: LMC

Initial Funding Date: 09/22/2015

Description:

The Coachella Valley Rescue Mission provides an emergency shelter program for homeless individuals in the eastern Coachella Valley. CDBG funds will be used for overnight shelter and staff salaries (direct cost).

Financing

	Fund Type	Grant Year	Grant	Funded Amount	Drawn In Program Year	Drawn Thru Program Year
CDBG	EN	2015	B15UC060506	\$5,000.00	\$5,000.00	\$5,000.00
Total	Total			\$5,000.00	\$5,000.00	\$5,000.00

Proposed Accomplishments

People (General) : 2,070

Actual Accomplishments

Number assisted:

	Owner		Renter		Total		Person	
	Total	Hispanic	Total	Hispanic	Total	Hispanic	Total	Hispanic
White:	0	0	0	0	0	0	1,681	0
Black/African American:	0	0	0	0	0	0	280	0
Asian:	0	0	0	0	0	0	18	0
American Indian/Alaskan Native:	0	0	0	0	0	0	45	0
Native Hawaiian/Other Pacific Islander:	0	0	0	0	0	0	13	0
American Indian/Alaskan Native & White:	0	0	0	0	0	0	0	0
Asian White:	0	0	0	0	0	0	0	0
Black/African American & White:	0	0	0	0	0	0	0	0
American Indian/Alaskan Native & Black/African American:	0	0	0	0	0	0	0	0
Other multi-racial:	0	0	0	0	0	0	33	0
Asian/Pacific Islander:	0	0	0	0	0	0	0	0
Hispanic:	0	0	0	0	0	0	0	0
Total:	0	0	0	0	0	0	2,070	0

Female-headed Households:

0 0 0

Income Category:

	Owner	Renter	Total	Person
Extremely Low	0	0	0	2,070
Low Mod	0	0	0	0
Moderate	0	0	0	0
Non Low Moderate	0	0	0	0
Total	0	0	0	2,070
Percent Low/Mod				100.0%

Annual Accomplishments

Years	Accomplishment Narrative	# Benefitting
2015	2015 funding \$5,000. Project Complete. The Coachella Valley Rescue Mission (CVRM) provided an emergency shelter program and food for 2,070 homeless individuals in the eastern Coachella Valley. CDBG funds were used for overnight shelter staff salaries (direct cost). The Coachella Valley Rescue Mission (CVRM) opened their 10,000 square foot Emergency Annex shelter on May 1, 2015, which was a draw for clients, since it is much nicer than their previous client accommodations, sleeping in a gym overnight. The Annex has separate showers and sleeping areas for men and women. Sleeping areas are converted to dayrooms each morning with chairs and tables and it has lockers for each individual client. There is a TV in each sleeping area/dayroom for clients to watch in between meetings with case mgmt. and other activities. Before the Emergency Annex was constructed, clients left for the day after eating breakfast and meeting with case management. If emergency shelter was needed for more than one day, they returned at 3:00pm. Many of those arriving had nowhere to go during the day and needed safe shelter round the clock until case management could arrange for a referral. CVRM has been hindered by the lack of dedicated facility space to house the emergency shelter. With the construction of the Annex, CVRM expanded services to be open 24 hours a day so overnight clients stayed back while CVRM uses a Housing First Approach and arranges for service referrals to CVRM and other organizations/agencies which allows for greatly improve service levels. Additionally, due to these changes many clients have arrived as a result of word-of-mouth referrals throughout the homeless community. Furthermore, CVRM increased Outreach efforts to chronically homeless living on streets and in camps. CVRM now goes out once a week throughout the year and in summer 3 times a week with Indio Community Service Officers, and Health to Hope members. CVRM interfaces with Community Service Officers and local government to decriminalize homelessness. CVRM offers to transport the chronically homeless to the shelter for further assistance if the individual desires, which has resulted in huge success in efforts to house the homeless.	

PGM Year: 2015
Project: 0044 - 4.182-15 - F.I.N.D. Outreach and Case Management Program
IDIS Activity: 5729 - 4.182-15 - F.I.N.D. Outreach and Case Management Program

Status: Completed 6/30/2016 12:00:00 AM
Location: 83775 Citrus Ave Indio, CA 92201-3456
Objective: Create suitable living environments
Outcome: Availability/accessibility
Matrix Code: Public Services (General) (05) **National Objective:** LMC

Initial Funding Date: 09/22/2015

Description:

Food In Need of Distribution provides food to programs in eastern Riverside County that include food pantries, soup kitchens, after-school and summer care, senior centers, faith-based organizations, and homeless shelters. F.I.N.D. will use CDBG funds to pay for staff salaries (direct cost) and operating costs associated with their Outreach and Case Management programs.

Financing

	Fund Type	Grant Year	Grant	Funded Amount	Drawn In Program Year	Drawn Thru Program Year
CDBG	EN	2015	B15UC060506	\$20,000.00	\$20,000.00	\$20,000.00
Total	Total			\$20,000.00	\$20,000.00	\$20,000.00

Proposed Accomplishments

People (General) : 900

Actual Accomplishments

Number assisted:

Owner	Renter	Total	Person
-------	--------	-------	--------

Number assisted:

	Total	Hispanic	Total	Hispanic	Total	Hispanic	Total	Hispanic
White:	0	0	0	0	0	0	1,422	1,164
Black/African American:	0	0	0	0	0	0	37	1
Asian:	0	0	0	0	0	0	11	2
American Indian/Alaskan Native:	0	0	0	0	0	0	7	2
Native Hawaiian/Other Pacific Islander:	0	0	0	0	0	0	2	1
American Indian/Alaskan Native & White:	0	0	0	0	0	0	5	2
Asian White:	0	0	0	0	0	0	5	1
Black/African American & White:	0	0	0	0	0	0	6	1
American Indian/Alaskan Native & Black/African American:	0	0	0	0	0	0	3	1
Other multi-racial:	0	0	0	0	0	0	12	0
Asian/Pacific Islander:	0	0	0	0	0	0	0	0
Hispanic:	0	0	0	0	0	0	0	0
Total:	0	0	0	0	0	0	1,510	1,175

Female-headed Households: 0 0 0

Income Category:

	Owner	Renter	Total	Person
Extremely Low	0	0	0	1,332
Low Mod	0	0	0	133
Moderate	0	0	0	45
Non Low Moderate	0	0	0	0
Total	0	0	0	1,510
Percent Low/Mod				100.0%

Annual Accomplishments

Years	Accomplishment Narrative	# Benefitting
2015	2015 funding \$20,000. Project is 100% complete. FIND provided outreach and case management to individuals residing in the eastern Riverside County. CDBG funds were used for staff salaries (direct cost). Through this program individuals were provided a suitable living environment.	

PGM Year: 2015
Project: 0045 - 4.183-15 - ERU Facility Improvement Project
IDIS Activity: 5730 - 4.183-15 - ERU Facility Improvement Project

Status: Completed 6/29/2016 12:00:00 AM
Location: 137 N Broadway Blythe, CA 92225-1607
Objective: Create suitable living environments
Outcome: Availability/accessibility
Matrix Code: Public Facilities and Improvement (General) (03)
National Objective: LMC

Initial Funding Date: 09/22/2015

Description:

Escuela de la Raza Unida provides programs for children, families, youth, seniors, farmworkers, and homeless persons in the City of Blythe and surrounding areas. CDBG funds will be used for the construction of a falling ceiling, labor, light fixture, purchase of drywall, and flex ducts for air and heating flow.

Financing

	Fund Type	Grant Year	Grant	Funded Amount	Drawn In Program Year	Drawn Thru Program Year
CDBG	EN	2015	B15UC060506	\$6,078.00	\$6,078.00	\$6,078.00
Total	Total			\$6,078.00	\$6,078.00	\$6,078.00

Proposed Accomplishments

People (General) : 75

Actual Accomplishments

Number assisted:

	Owner		Renter		Total		Person	
	Total	Hispanic	Total	Hispanic	Total	Hispanic	Total	Hispanic
White:	0	0	0	0	0	0	22	0
Black/African American:	0	0	0	0	0	0	28	0
Asian:	0	0	0	0	0	0	3	0
American Indian/Alaskan Native:	0	0	0	0	0	0	15	0
Native Hawaiian/Other Pacific Islander:	0	0	0	0	0	0	6	0
American Indian/Alaskan Native & White:	0	0	0	0	0	0	0	0
Asian White:	0	0	0	0	0	0	0	0
Black/African American & White:	0	0	0	0	0	0	0	0
American Indian/Alaskan Native & Black/African American:	0	0	0	0	0	0	0	0
Other multi-racial:	0	0	0	0	0	0	2	0
Asian/Pacific Islander:	0	0	0	0	0	0	0	0
Hispanic:	0	0	0	0	0	0	0	0
Total:	0	0	0	0	0	0	76	0

Female-headed Households: 0 0 0

Income Category:

	Owner	Renter	Total	Person
Extremely Low	0	0	0	38
Low Mod	0	0	0	19
Moderate	0	0	0	19
Non Low Moderate	0	0	0	0
Total	0	0	0	76
Percent Low/Mod				100.0%

Annual Accomplishments

Years	Accomplishment Narrative	# Benefitting
2015	2015 funding \$6,078. Project Complete. Escuela de la Raza Unida, used CDBG funds to purchase materials to help with lowering the one quarter of the ceiling at their facility, and completing flooring upgrades. The original proposal would have allowed the organization to lower the entire facilitys ceiling, but given the funding, they accomplished as much as their budget would permit. Currently, the sponsor is in the process of procuring materials and supplies and completing the necessary upgrades. To date, there is no increase in public benefit to report.	

PGM Year: 2015

Project: 0046 - 4.184-15 - The Ranch Solar Project

IDIS Activity: 5731 - 4.184-15 - The Ranch Solar Project

Status: Canceled 2/10/2016 12:00:00 AM

Location: 7885 Annandale Ave Desert Hot Springs, CA 92240-1419

Objective: Create suitable living environments

Outcome: Availability/accessibility

Initial Funding Date: 09/22/2015

Description:

The Ranch Recovery Centers, Inc., is dedicated to helping men and women begin their recovery from the devastating and far-reaching effects of alcoholism and drug dependency. CDBG funds will be used to complete "Phase I" of the Ranch Solar Project consisting of engineering services, electrical support hardware, and purchase of solar arrays.

Financing

No data returned for this view. This might be because the applied filter excludes all data.

Proposed Accomplishments

People (General) : 400

Actual Accomplishments*Number assisted:*

	Owner		Renter		Total		Person	
	Total	Hispanic	Total	Hispanic	Total	Hispanic	Total	Hispanic
White:	0	0	0	0	0	0		0
Black/African American:	0	0	0	0	0	0	0	0
Asian:	0	0	0	0	0	0	0	0
American Indian/Alaskan Native:	0	0	0	0	0	0	0	0
Native Hawaiian/Other Pacific Islander:	0	0	0	0	0	0	0	0
American Indian/Alaskan Native & White:	0	0	0	0	0	0	0	0
Asian White:	0	0	0	0	0	0	0	0
Black/African American & White:	0	0	0	0	0	0	0	0
American Indian/Alaskan Native & Black/African American:	0	0	0	0	0	0	0	0
Other multi-racial:	0	0	0	0	0	0	0	0
Asian/Pacific Islander:	0	0	0	0	0	0	0	0
Hispanic:	0	0	0	0	0	0	0	0
Total:	0	0	0	0	0	0	0	0
Female-headed Households:	0		0		0			

Income Category:

	Owner	Renter	Total	Person
Extremely Low	0	0	0	0
Low Mod	0	0	0	0
Moderate	0	0	0	0
Non Low Moderate	0	0	0	0
Total	0	0	0	0
Percent Low/Mod				

Annual Accomplishments

Years	Accomplishment Narrative	# Benefitting
2015	2015 funding \$25,000. 2/10/16 project canceled. Sponsor relinquished funds due to they were able to access project assistance through a private solar company. 1/10/16 reprog \$25,000 to idis#5737, funding reduced to \$0.00.	

PGM Year:	2015
Project:	0047 - 4.185-15 - Mizell Senior Center Painting/Roof Project
IDIS Activity:	5732 - 4.185-15 - Mizell Senior Center Painting/Roof Project

Status:	Completed 6/30/2016 12:00:00 AM	Objective:	Create suitable living environments
Location:	480 S Sunrise Way Palm Springs, CA 92262-7641	Outcome:	Sustainability
		Matrix Code:	Senior Centers (03A)
		National Objective:	LMC

Initial Funding Date: 09/22/2015

Description:
 The Mizell Senior Center provides a variety of programs and services to seniors in the greater Palm Springs area. CDBG funds will be used for exterior painting and roof repairs.

Financing

	Fund Type	Grant Year	Grant	Funded Amount	Drawn In Program Year	Drawn Thru Program Year
CDBG	EN	2015	B15UC060506	\$5,896.14	\$5,896.14	\$5,896.14
	PI			\$3,603.86	\$3,603.86	\$3,603.86
Total	Total			\$9,500.00	\$9,500.00	\$9,500.00

Proposed Accomplishments

Public Facilities : 1

Actual Accomplishments

<i>Number assisted:</i>	Owner		Renter		Total		Person	
	Total	Hispanic	Total	Hispanic	Total	Hispanic	Total	Hispanic
White:	0	0	0	0	0	0	74	1
Black/African American:	0	0	0	0	0	0	1	0
Asian:	0	0	0	0	0	0	2	0
American Indian/Alaskan Native:	0	0	0	0	0	0	1	0
Native Hawaiian/Other Pacific Islander:	0	0	0	0	0	0	0	0
American Indian/Alaskan Native & White:	0	0	0	0	0	0	1	0
Asian White:	0	0	0	0	0	0	0	0
Black/African American & White:	0	0	0	0	0	0	0	0
American Indian/Alaskan Native & Black/African American:	0	0	0	0	0	0	1	0
Other multi-racial:	0	0	0	0	0	0	0	0
Asian/Pacific Islander:	0	0	0	0	0	0	0	0
Hispanic:	0	0	0	0	0	0	0	0
Total:	0	0	0	0	0	0	80	1
Female-headed Households:	0		0		0			

Income Category:

	Owner	Renter	Total	Person
Extremely Low	0	0	0	0
Low Mod	0	0	0	80
Moderate	0	0	0	0
Non Low Moderate	0	0	0	0
Total	0	0	0	80

Annual Accomplishments

Years	Accomplishment Narrative	# Benefitting
2015	2015 funding \$10,000. 7/11/16 decrease EN \$3,603.86, increase PI \$3,603.86 funding remains \$10,000. 7/12/16 year-end cleanup, reprog remaining unused funds \$500 to idis#5812, funding reduced to \$9,500. Project complete. Due to the amount of funding awarded, and the cost of improvements, the Mizell Senior Center had to scale back the scope of work on the project to only the painting aspect of the CDBG funded activity. The Mizell Senior Center used CDBG funds to paint the exterior of their facility. The Mizell Senior Center provides Meals on Wheels and other senior programs for residents in the Coachella Valley. This program creates a suitable living environment by allowing accessibility to senior programs. Reason for discrepancy: Originally, the Sponsor anticipated reporting 1,000 unduplicated units of services for the 2015-2016 program year, as they were operating under the assumption that they would begin reporting Direct Benefit at the start of the program year (July 2015). However, due to the fact that their project was not completed until the month of June, 2016, the Mizell Senior Center did not begin reporting clients served until the month of June 2016. Had the Sponsor reported the number of clients served as originally planned, they feel that they would have had no problem exceeding their original projection of 1,000 unduplicated units of service.	

PGM Year: 2015**Project:** 0048 - 4.186-15 - Desert Arc ADA Improvements**IDIS Activity:** 5733 - 4.186-15 - Desert Arc ADA Improvements**Status:** Open**Location:** 73255 Country Club Dr Palm Desert, CA 92260-2309**Objective:** Create suitable living environments**Outcome:** Availability/accessibility**Matrix Code:** Handicapped Centers (03B)**National Objective:** LMC**Initial Funding Date:** 09/22/2015**Description:**

Desert Arc serves the needs of severely disabled adults in Coachella Valley. The Desert Arc's current parking lot is in disrepair and is creating an architectural barrier to disabled clients accessing services at the center. CDBG funds will be used for construction costs associated with the upgrade and improvement of the paved areas.

Financing

	Fund Type	Grant Year	Grant	Funded Amount	Drawn In Program Year	Drawn Thru Program Year
CDBG	EN	2015	B15UC060506	\$30,000.00	\$480.00	\$480.00
Total	Total			\$30,000.00	\$480.00	\$480.00

Proposed Accomplishments

Public Facilities : 1

Actual Accomplishments*Number assisted:*

	Owner		Renter		Total		Person	
	Total	Hispanic	Total	Hispanic	Total	Hispanic	Total	Hispanic
White:	0	0	0	0	0	0		0
Black/African American:	0	0	0	0	0	0	0	0
Asian:	0	0	0	0	0	0	0	0
American Indian/Alaskan Native:	0	0	0	0	0	0	0	0
Native Hawaiian/Other Pacific Islander:	0	0	0	0	0	0	0	0
American Indian/Alaskan Native & White:	0	0	0	0	0	0	0	0
Asian White:	0	0	0	0	0	0	0	0
Black/African American & White:	0	0	0	0	0	0	0	0
American Indian/Alaskan Native & Black/African American:	0	0	0	0	0	0	0	0
Other multi-racial:	0	0	0	0	0	0	0	0

Asian/Pacific Islander:	0	0	0	0	0	0	0	0
Hispanic:	0	0	0	0	0	0	0	0
Total:	0	0	0	0	0	0	0	0

Female-headed Households:	0	0	0
---------------------------	---	---	---

Income Category:

	Owner	Renter	Total	Person
Extremely Low	0	0	0	0
Low Mod	0	0	0	0
Moderate	0	0	0	0
Non Low Moderate	0	0	0	0
Total	0	0	0	0
Percent Low/Mod				

Annual Accomplishments

Years	Accomplishment Narrative	# Benefitting
2015	2015 funding \$30,000. Project Underway-The paving improvement project has been bid out, the lowest responsible bidder has been selected, contracts have been signed, and preconstruction meeting has been held. Currently, the project start date has been delayed due to coordination issues with the City of Palm Desert and the Desert Arc's operating schedule. Desert Arc is attempting to find a time to have work completed that does not violate City ordinances and won't interfere with Desert Arc's operations. At this time, construction is expected to commence within the next couple of weeks. It is anticipated that the project will be complete by the end of June, with the payment and reimbursement requests being submitted in sometime in early to mid-July. To date, there is no public benefit to report.	

PGM Year:	2015
Project:	0049 - 4.187-15 - Shelter Security Upgrade
IDIS Activity:	5734 - 4.187-15 - Shelter Security Upgrade

Status:	Canceled 11/30/2015 5:03:55 PM	Objective:	Create suitable living environments	
Location:	73550 Alessandro Dr Palm Desert, CA 92260-3613	Outcome:	Availability/accessibility	
		Matrix Code:	Homeless Facilities (not operating)	National Objective: LMC

Initial Funding Date: 09/22/2015

Description:

Shelter from the Stormprovides a transitional living program for homeless women and children that are victims of domestic violence. Services include case management and mental health services, supportive services, shelter, counseling, life skills, and transition to independence. The facility is in need of upgrades including the replacement of the existing security system. CDBG funds will be used for the installation of a wrought iron fence above the existing block fence and installation of a security system including surveillance cameras, motion sensors, and panic buttons.

Financing

No data returned for this view. This might be because the applied filter excludes all data.

Proposed Accomplishments

Public Facilities : 22

Actual Accomplishments

Number assisted:	Owner		Renter		Total		Person	
	Total	Hispanic	Total	Hispanic	Total	Hispanic	Total	Hispanic

White:	0	0	0	0	0	0	0
Black/African American:	0	0	0	0	0	0	0
Asian:	0	0	0	0	0	0	0
American Indian/Alaskan Native:	0	0	0	0	0	0	0
Native Hawaiian/Other Pacific Islander:	0	0	0	0	0	0	0
American Indian/Alaskan Native & White:	0	0	0	0	0	0	0
Asian White:	0	0	0	0	0	0	0
Black/African American & White:	0	0	0	0	0	0	0
American Indian/Alaskan Native & Black/African American:	0	0	0	0	0	0	0
Other multi-racial:	0	0	0	0	0	0	0
Asian/Pacific Islander:	0	0	0	0	0	0	0
Hispanic:	0	0	0	0	0	0	0
Total:	0	0	0	0	0	0	0
Female-headed Households:	0		0		0		

Income Category:

	Owner	Renter	Total	Person
Extremely Low	0	0	0	0
Low Mod	0	0	0	0
Moderate	0	0	0	0
Non Low Moderate	0	0	0	0
Total	0	0	0	0
Percent Low/Mod				

Annual Accomplishments

Years	Accomplishment Narrative	# Benefitting
2015	2015 funding \$20,000. 11/30/15 project canceled, sub-recipient decided not to go forward with shelter security upgrade at this time. Reprog \$20,000 to idis#5737, funding reduced to \$0.	

PGM Year:	2015
Project:	0050 - 4.188-15 - Desert AIDS Generator Project, Phase I
IDIS Activity:	5735 - 4.188-15 - Desert AIDS Generator Project, Phase I

Status:	Open	Objective:	Create suitable living environments
Location:	1695 N Sunrise Way Palm Springs, CA 92262-3701	Outcome:	Availability/accessibility
		Matrix Code:	Facilities for AIDS Patients (not operating costs) (03S)
		National Objective:	LMC

Initial Funding Date: 09/22/2015

Description:

The Desert AIDS Project provides medical care and comprehensive support services to people living with HIV/AIDS in the desert community. D.A.P. will use CDBG funds for costs associated with the first phase of installing an EPA certified emergency back-up generator. Expenses include labor, materials, construction plans, consultants, and permit fees.

Financing

	Fund Type	Grant Year	Grant	Funded Amount	Drawn In Program Year	Drawn Thru Program Year
--	-----------	------------	-------	---------------	-----------------------	-------------------------

CDBG	EN	2015	B15UC060506	\$30,000.00	\$0.00	\$0.00
Total	Total			\$30,000.00	\$0.00	\$0.00

Proposed Accomplishments

Public Facilities : 1

Actual Accomplishments

Number assisted:

	Owner		Renter		Total		Person	
	Total	Hispanic	Total	Hispanic	Total	Hispanic	Total	Hispanic
White:	0	0	0	0	0	0		0
Black/African American:	0	0	0	0	0	0	0	0
Asian:	0	0	0	0	0	0	0	0
American Indian/Alaskan Native:	0	0	0	0	0	0	0	0
Native Hawaiian/Other Pacific Islander:	0	0	0	0	0	0	0	0
American Indian/Alaskan Native & White:	0	0	0	0	0	0	0	0
Asian White:	0	0	0	0	0	0	0	0
Black/African American & White:	0	0	0	0	0	0	0	0
American Indian/Alaskan Native & Black/African American:	0	0	0	0	0	0	0	0
Other multi-racial:	0	0	0	0	0	0	0	0
Asian/Pacific Islander:	0	0	0	0	0	0	0	0
Hispanic:	0	0	0	0	0	0	0	0
Total:	0	0	0	0	0	0	0	0
Female-headed Households:	0		0		0			

Income Category:

	Owner	Renter	Total	Person
Extremely Low	0	0	0	0
Low Mod	0	0	0	0
Moderate	0	0	0	0
Non Low Moderate	0	0	0	0
Total	0	0	0	0
Percent Low/Mod				

Annual Accomplishments

Years	Accomplishment Narrative	# Benefitting
2015	2015 funding \$30,000. Project underway. Currently, the Desert AIDS Project is out to bid for their Generator, Phase I project. Although the project was originally anticipated to be completed by June 30, 2016, the project schedule for completion has been extended. The circumstances related to the necessity to rebid are a result of the first bid process yielding a bid in which the contractor admittedly underpriced. The bid was considered a non-responsive bid, since there were items had overlooked on the bid document, and the contractor officially withdrew their bid. Bids for the second bid process are due 6/8/16.	

PGM Year: 2015

Project: 0051 - 4.189-15 - Coachella Valley Micro-Enterprise Development Program

IDIS Activity: 5736 - 4.189-15 - Coachella Valley Micro-Enterprise Development Program

Status: Completed 6/23/2016 12:00:00 AM

Location: 77806 Flora Rd Palm Desert, CA 92211-4108

Objective: Create economic opportunities

Outcome: Availability/accessibility

Initial Funding Date: 09/22/2015

Description:

The Micro-enterprise Development Program will provide consulting and training services to low- to moderate-income potential small business owners in the Coachella Valley. These services will focus on financial management, systemization, marketing, and sales. CDBG funds will be used for staff salaries/benefits (direct cost).

Financing

	Fund Type	Grant Year	Grant	Funded Amount	Drawn In Program Year	Drawn Thru Program Year
CDBG	EN	2015	B15UC060506	\$12,500.00	\$12,500.00	\$12,500.00
Total	Total			\$12,500.00	\$12,500.00	\$12,500.00

Proposed Accomplishments

People (General) : 7

Actual Accomplishments

Number assisted:

	Owner		Renter		Total		Person	
	Total	Hispanic	Total	Hispanic	Total	Hispanic	Total	Hispanic
White:	0	0	0	0	0	0	4	3
Black/African American:	0	0	0	0	0	0	0	0
Asian:	0	0	0	0	0	0	0	0
American Indian/Alaskan Native:	0	0	0	0	0	0	0	0
Native Hawaiian/Other Pacific Islander:	0	0	0	0	0	0	0	0
American Indian/Alaskan Native & White:	0	0	0	0	0	0	0	0
Asian White:	0	0	0	0	0	0	0	0
Black/African American & White:	0	0	0	0	0	0	0	0
American Indian/Alaskan Native & Black/African American:	0	0	0	0	0	0	0	0
Other multi-racial:	0	0	0	0	0	0	0	0
Asian/Pacific Islander:	0	0	0	0	0	0	0	0
Hispanic:	0	0	0	0	0	0	0	0
Total:	0	0	0	0	0	0	4	3
Female-headed Households:	0		0		0			

Income Category:

	Owner	Renter	Total	Person
Extremely Low	0	0	0	2
Low Mod	0	0	0	1
Moderate	0	0	0	1
Non Low Moderate	0	0	0	0
Total	0	0	0	4
Percent Low/Mod				100.0%

Annual Accomplishments

Years	Accomplishment Narrative	# Benefitting
-------	--------------------------	---------------

2015 2015 funding \$12,500. Project Complete. The University Enterprises Corporation at Cal State University of San Bernardinos Inland Empire Center for Entrepreneurship (through the Coachella Valley Womens Business Center) was able to provide eight Coachella Valley based micro-enterprises assistance through their Micro-Enterprise Development Project. Services were provided at the Coachella Valley Womens Business Center, located in Palm Desert. Services provided include business planning, financial management, systemization, marketing, and sales to advance the businesses. Additionally, program participants are working in a cohort and are encouraged to develop strategic relationships with other business professionals and each other. Reason for discrepancy: The Coachella Valley Micro-Enterprise Development Program actually served 8 Micro-Enterprises, but due to the fact that 4 the of the Micro-Enterprises were either unwilling or unable to attain DUNS numbers, the Coachella Valley Womens Business Center is only able to report 4 of the 8 Micro-Enterprises served.

PGM Year:	2015
Project:	0052 - 4.190-15 - 4th District Public Facility Fund
IDIS Activity:	5737 - 4.190-15 - 4th District Public Facility Fund

Status:	Canceled 3/29/2016 12:00:00 AM	Objective:	Create suitable living environments		
Location:	3403 10th St Riverside, CA 92501-3670	Outcome:	Sustainability		
		Matrix Code:	Public Facilities and Improvement	National Objective:	LMC

Initial Funding Date: 09/22/2015

Description:

CDBG funds will be used to construct eligible public facilities located in low-income areas or serving low-moderate income persons in the 4th District. As specific and eligible projects are identified, the County will proceed with amendments to the 2015-2016 One Year Action Plan pursuant to the Citizens Participation Plan.

Financing

No data returned for this view. This might be because the applied filter excludes all data.

Proposed Accomplishments

Public Facilities : 1

Actual Accomplishments

Number assisted:

	Owner		Renter		Total		Person	
	Total	Hispanic	Total	Hispanic	Total	Hispanic	Total	Hispanic
White:	0	0	0	0	0	0		0
Black/African American:	0	0	0	0	0	0	0	0
Asian:	0	0	0	0	0	0	0	0
American Indian/Alaskan Native:	0	0	0	0	0	0	0	0
Native Hawaiian/Other Pacific Islander:	0	0	0	0	0	0	0	0
American Indian/Alaskan Native & White:	0	0	0	0	0	0	0	0
Asian White:	0	0	0	0	0	0	0	0
Black/African American & White:	0	0	0	0	0	0	0	0
American Indian/Alaskan Native & Black/African American:	0	0	0	0	0	0	0	0
Other multi-racial:	0	0	0	0	0	0	0	0
Asian/Pacific Islander:	0	0	0	0	0	0	0	0
Hispanic:	0	0	0	0	0	0	0	0
Total:	0	0	0	0	0	0	0	0
Female-headed Households:	0		0		0			

Income Category:

	Owner	Renter	Total	Person
Extremely Low	0	0	0	0
Low Mod	0	0	0	0
Moderate	0	0	0	0
Non Low Moderate	0	0	0	0
Total	0	0	0	0
Percent Low/Mod				

Annual Accomplishments

Years	Accomplishment Narrative	# Benefitting
2015	2015 funding \$25,000. 9/29/15 reprog \$256,079.43 from idis#5628, funding increased to \$281,079.43. 11/30/15 reprog \$20,000 from idis#5734 (Canceled project 4.187-15), funding increased to \$301,079.43. 12/8/15 reprog \$200,000 to idis#5794, funding reduced to \$101,079.43. 2/10/16 reprog \$25,000 from idis#5731, funding increased to \$126,079.43. 3/29/16 reprog \$33,500 to idis#5334, funding reduced to \$92,579.43. 3/29/16 reprog \$92,579.43 to idis#5670, funding reduced to \$0. Project canceled, pass-thru account only.	

PGM Year: 2015

Project: 0053 - 5.74-15 - Cabazon Community Services Program

IDIS Activity: 5738 - 5.74-15 - Cabazon Community Services Program

Status: Completed 6/27/2016 12:00:00 AM

Location: 50390 Carmen Ave Cabazon, CA 92230-4000

Objective: Create suitable living environments

Outcome: Availability/accessibility

Matrix Code: Public Services (General) (05)

National Objective: LMA

Initial Funding Date: 09/22/2015

Description:

Family Service Association offers residents of Cabazon a variety of community, educational, and recreational programs at the James A. Venable Community Center. CDBG funds will be used for program related expenses.

Financing

	Fund Type	Grant Year	Grant	Funded Amount	Drawn In Program Year	Drawn Thru Program Year
CDBG	EN	2015	B15UC060506	\$100,000.00	\$100,000.00	\$100,000.00
Total	Total			\$100,000.00	\$100,000.00	\$100,000.00

Proposed Accomplishments

People (General) : 2,555

Total Population in Service Area: 2,555

Census Tract Percent Low / Mod: 65.17

Annual Accomplishments

Years	Accomplishment Narrative	# Benefitting
2015	2015 funding \$100,000. The Cabazon Community Services Program provided new access to 2,555 residents that reside in the Cabazon area. The Center provides community, educational, and recreational programs at the James A. Venable Community Center.	

PGM Year: 2015

Project: 0054 - 5.75-15 - Emergency Food Distribution

IDIS Activity: 5739 - 5.75-15 - Emergency Food Distribution

Status:	Completed 2/18/2016 12:00:00 AM	Objective:	Create suitable living environments
Location:	26808 Cherry Hills Blvd Menifee, CA 92586-2505	Outcome:	Availability/accessibility
		Matrix Code:	Food Banks (05W)
		National Objective:	LMC

Initial Funding Date: 09/22/2015

Description:

The Community Cupboard provides emergency food boxes to low-income individuals and families living in Menifee Valley. CDBG funds will be used for staff salaries (direct costs) and the purchase of food.

Financing

	Fund Type	Grant Year	Grant	Funded Amount	Drawn In Program Year	Drawn Thru Program Year
CDBG	EN	2015	B15UC060506	\$10,000.00	\$10,000.00	\$10,000.00
Total	Total			\$10,000.00	\$10,000.00	\$10,000.00

Proposed Accomplishments

1,068

Actual Accomplishments

Number assisted:

	Owner		Renter		Total		Person	
	Total	Hispanic	Total	Hispanic	Total	Hispanic	Total	Hispanic
White:	0	0	0	0	0	0	733	261
Black/African American:	0	0	0	0	0	0	117	20
Asian:	0	0	0	0	0	0	27	0
American Indian/Alaskan Native:	0	0	0	0	0	0	31	29
Native Hawaiian/Other Pacific Islander:	0	0	0	0	0	0	4	3
American Indian/Alaskan Native & White:	0	0	0	0	0	0	43	13
Asian White:	0	0	0	0	0	0	10	0
Black/African American & White:	0	0	0	0	0	0	41	10
American Indian/Alaskan Native & Black/African American:	0	0	0	0	0	0	15	12
Other multi-racial:	0	0	0	0	0	0	47	0
Asian/Pacific Islander:	0	0	0	0	0	0	0	0
Hispanic:	0	0	0	0	0	0	0	0
Total:	0	0	0	0	0	0	1,068	348
Female-headed Households:	0		0		0			

Income Category:

	Owner	Renter	Total	Person
Extremely Low	0	0	0	1,010
Low Mod	0	0	0	54
Moderate	0	0	0	4
Non Low Moderate	0	0	0	0
Total	0	0	0	1,068
Percent Low/Mod				100.0%

Annual Accomplishments

Years	Accomplishment Narrative	# Benefitting
-------	--------------------------	---------------

2015 2015 funding \$10,000. The Community Cupboard provided emergency food boxes to 1,068 low-income individuals and families living in Menifee Valley. CDBG funds were used for staff salaries (direct costs) and the purchase of food. The Community Cupboard was able to serve more low-income individuals and families in the 5th district fiscal year 2015/2016 with their \$10,000 CDBG grant.

PGM Year:	2015
Project:	0055 - 5.76-15 - Noble Creek Park Improvement Project
IDIS Activity:	5740 - 5.76-15 - Noble Creek Park Improvement Project

Status:	Open	Objective:	Create suitable living environments
Location:	650 Oak Valley Pkwy Beaumont, CA 92223-1454	Outcome:	Availability/accessibility
		Matrix Code:	Parks, Recreational Facilities (03F)
		National Objective:	LMC

Initial Funding Date: 09/22/2015

Description:
The Beaumont-Cherry Valley Recreation and Park District will use CDBG funds for ADA restroom expansion, ADA compliant parking and pathway, and signage at the Noble Creek park.

Financing

	Fund Type	Grant Year	Grant	Funded Amount	Drawn In Program Year	Drawn Thru Program Year
CDBG	EN	2015	B15UC060506	\$43,396.00	\$0.00	\$0.00
Total	Total			\$43,396.00	\$0.00	\$0.00

Proposed Accomplishments

Public Facilities : 1

Actual Accomplishments

Number assisted:

	Owner		Renter		Total		Person	
	Total	Hispanic	Total	Hispanic	Total	Hispanic	Total	Hispanic
White:	0	0	0	0	0	0		0
Black/African American:	0	0	0	0	0	0	0	0
Asian:	0	0	0	0	0	0	0	0
American Indian/Alaskan Native:	0	0	0	0	0	0	0	0
Native Hawaiian/Other Pacific Islander:	0	0	0	0	0	0	0	0
American Indian/Alaskan Native & White:	0	0	0	0	0	0	0	0
Asian White:	0	0	0	0	0	0	0	0
Black/African American & White:	0	0	0	0	0	0	0	0
American Indian/Alaskan Native & Black/African American:	0	0	0	0	0	0	0	0
Other multi-racial:	0	0	0	0	0	0	0	0
Asian/Pacific Islander:	0	0	0	0	0	0	0	0
Hispanic:	0	0	0	0	0	0	0	0
Total:	0	0	0	0	0	0	0	0

Female-headed Households: 0 0 0

Income Category:

	Owner	Renter	Total	Person
Extremely Low	0	0	0	0
Low Mod	0	0	0	0
Moderate	0	0	0	0

Non Low Moderate	0	0	0	0
Total	0	0	0	0
Percent Low/Mod				

Annual Accomplishments

Years	Accomplishment Narrative	# Benefitting
2015	2015 funding \$43,396. Project Underway. The Beaumont-Cherry Valley Recreation & Park District has completed the design phase and is currently in the process of developing their bid document. The first and second draft bid documents have been submitted to the County for review. Additional revisions to be made were noted, and the final draft is anticipated to be submitted any day. Construction is anticipated to start late July or early August, and will be completed within a thirty day time frame. To date there is no public benefit to report.	

PGM Year:	2015
Project:	0097 - 5.77-15 - U.S. VETS Shelter and Meals
IDIS Activity:	5741 - 5.77-15 - U.S. VETS Shelter and Meals

Status:	Completed 6/24/2016 12:00:00 AM	Objective:	Create suitable living environments
Location:	15105 6th St March Air Reserve Base, CA 92518-1870	Outcome:	Availability/accessibility
		Matrix Code:	Operating Costs of Homeless/AIDS Patients Programs (03T)
		National Objective:	LMC

Initial Funding Date: 09/22/2015

Description:

The U.S. Vets Emergency Shelter is located on the March Air Force Reserve Base in Riverside and provides a 6-bed emergency shelter, transitional housing, supportive permanent housing and rapid rehousing for homeless veterans. The program provides shelter, meals, case management, support groups, transportation, and other resources. CDBG funds will be used for food and utilities.

Financing

	Fund Type	Grant Year	Grant	Funded Amount	Drawn In Program Year	Drawn Thru Program Year
CDBG	EN	2015	B15UC060506	\$10,000.00	\$10,000.00	\$10,000.00
Total	Total			\$10,000.00	\$10,000.00	\$10,000.00

Proposed Accomplishments

People (General) : 200

Actual Accomplishments

Number assisted:

	Owner		Renter		Total		Person	
	Total	Hispanic	Total	Hispanic	Total	Hispanic	Total	Hispanic
White:	0	0	0	0	0	0	120	3
Black/African American:	0	0	0	0	0	0	45	0
Asian:	0	0	0	0	0	0	1	0
American Indian/Alaskan Native:	0	0	0	0	0	0	0	0
Native Hawaiian/Other Pacific Islander:	0	0	0	0	0	0	2	0
American Indian/Alaskan Native & White:	0	0	0	0	0	0	0	0
Asian White:	0	0	0	0	0	0	0	0
Black/African American & White:	0	0	0	0	0	0	0	0
American Indian/Alaskan Native & Black/African American:	0	0	0	0	0	0	0	0
Other multi-racial:	0	0	0	0	0	0	5	0
Asian/Pacific Islander:	0	0	0	0	0	0	0	0

Hispanic:	0	0	0	0	0	0	0	0
Total:	0	0	0	0	0	0	173	3

Female-headed Households:	0	0	0
---------------------------	---	---	---

Income Category:

	Owner	Renter	Total	Person
Extremely Low	0	0	0	173
Low Mod	0	0	0	0
Moderate	0	0	0	0
Non Low Moderate	0	0	0	0
Total	0	0	0	173
Percent Low/Mod				100.0%

Annual Accomplishments

Years	Accomplishment Narrative	# Benefitting
2015	2015 funding \$10,000. Project is 100% complete. U.S. VETS provided 173 homeless veterans with shelter, meals, case management, support groups, transportation, and other resources. CDBG funds were used for utilities. Through this program homeless veterans were provided a suitable living environment.	

PGM Year:	2015
Project:	0098 - 5.78-15 - Transportation and Adult Day Services
IDIS Activity:	5742 - 5.78-15 - Transportation and Adult Day Services

Status:	Completed 5/24/2016 12:00:00 AM	Objective:	Create suitable living environments
Location:	4130 Adams St Riverside, CA 92504-3000	Outcome:	Availability/accessibility
		Matrix Code:	Senior Services (05A)
			National Objective: LMC

Initial Funding Date: 09/22/2015

Description:

Care Connexus will provide adult day care services for seniors including transportation services. CDBG funds will be used for transportation and program costs.

Financing

	Fund Type	Grant Year	Grant	Funded Amount	Drawn In Program Year	Drawn Thru Program Year
CDBG	EN	2015	B15UC060506	\$1,000.00	\$1,000.00	\$1,000.00
Total	Total			\$1,000.00	\$1,000.00	\$1,000.00

Proposed Accomplishments

People (General) : 17

Actual Accomplishments

	Owner		Renter		Total		Person	
Number assisted:	Total	Hispanic	Total	Hispanic	Total	Hispanic	Total	Hispanic
White:	0	0	0	0	0	0	9	0
Black/African American:	0	0	0	0	0	0	1	0
Asian:	0	0	0	0	0	0	0	0
American Indian/Alaskan Native:	0	0	0	0	0	0	0	0
Native Hawaiian/Other Pacific Islander:	0	0	0	0	0	0	0	0

American Indian/Alaskan Native & White:	0	0	0	0	0	0	0	0
Asian White:	0	0	0	0	0	0	0	0
Black/African American & White:	0	0	0	0	0	0	0	0
American Indian/Alaskan Native & Black/African American:	0	0	0	0	0	0	0	0
Other multi-racial:	0	0	0	0	0	0	7	0
Asian/Pacific Islander:	0	0	0	0	0	0	0	0
Hispanic:	0	0	0	0	0	0	0	0
Total:	0	0	0	0	0	0	17	0

Female-headed Households:	0	0	0
---------------------------	---	---	---

Income Category:

	Owner	Renter	Total	Person
Extremely Low	0	0	0	17
Low Mod	0	0	0	0
Moderate	0	0	0	0
Non Low Moderate	0	0	0	0
Total	0	0	0	17
Percent Low/Mod				100.0%

Annual Accomplishments

Years	Accomplishment Narrative	# Benefitting
2015	2015 funding \$1,000. Project is 100% complete. Project is 100% complete. Project is 100% complete. The program provided transportation to 17 seniors. CDBG funds were used for cost associated with transportation. Through this program seniors were provided a suitable living environment.	

PGM Year:	2015
Project:	0099 - 5.79-15 - Alternatives to Domestic Violence
IDIS Activity:	5743 - 5.79-15 - Alternatives to Domestic Violence

Status:	Completed 2/18/2016 12:00:00 AM	Objective:	Create suitable living environments	
Location:	Address Suppressed	Outcome:	Availability/accessibility	
		Matrix Code:	Battered and Abused Spouses (05G)	National Objective: LMC

Initial Funding Date: 09/22/2015

Description:

Alternatives to Domestic Violence provides an emergency shelter for female victims of domestic violence and their children. CDBG funds will be used for salariesbenefits (direct costs).

Financing

	Fund Type	Grant Year	Grant	Funded Amount	Drawn In Program Year	Drawn Thru Program Year
CDBG	EN	2015	B15UC060506	\$3,000.00	\$3,000.00	\$3,000.00
Total	Total			\$3,000.00	\$3,000.00	\$3,000.00

Proposed Accomplishments

People (General) : 11

Actual Accomplishments

	Owner		Renter		Total		Person	
Number assisted:	Total	Hispanic	Total	Hispanic	Total	Hispanic	Total	Hispanic

White:	0	0	0	0	0	0	0
Black/African American:	0	0	0	0	0	0	0
Asian:	0	0	0	0	0	0	8
American Indian/Alaskan Native:	0	0	0	0	0	0	0
Native Hawaiian/Other Pacific Islander:	0	0	0	0	0	0	0
American Indian/Alaskan Native & White:	0	0	0	0	0	0	0
Asian White:	0	0	0	0	0	0	0
Black/African American & White:	0	0	0	0	0	0	0
American Indian/Alaskan Native & Black/African American:	0	0	0	0	0	0	0
Other multi-racial:	0	0	0	0	0	0	3
Asian/Pacific Islander:	0	0	0	0	0	0	0
Hispanic:	0	0	0	0	0	0	0
Total:	0	0	0	0	0	0	11

Female-headed Households: 0 0 0

Income Category:

	Owner	Renter	Total	Person
Extremely Low	0	0	0	11
Low Mod	0	0	0	0
Moderate	0	0	0	0
Non Low Moderate	0	0	0	0
Total	0	0	0	11
Percent Low/Mod				100.0%

Annual Accomplishments

Years	Accomplishment Narrative	# Benefitting
2015	2015 funding \$3,000. Completed. Alternatives to Domestic Violence served 11 clients for the purpose of providing a safe environment for women and children. Services included case management, housing search, shelter, education for children, and counseling. CDBG funds were used to pay the staff salaries (direct cost). Leverage was provided through federal, state, local, private, and fees. Reason for discrepancy: Proposed 107 are based upon serving clients for the full 12 months and all funding. 53 clients served are based on \$10,000 CDBG funding.	

PGM Year:	2015
Project:	0079 - 5.BEA.27-15 - Street and Sidewalk Repair
IDIS Activity:	5744 - 5.BEA.27-15 - Street and Sidewalk Repair

Status:	Open	Objective:	Create suitable living environments
Location:	550 E 6th St City wide Beaumont, CA 92223-2253	Outcome:	Availability/accessibility
		Matrix Code:	Street Improvements (03K)
		National Objective:	LMA

Initial Funding Date: 09/22/2015

Description:

The City of Beaumont will use CDBG funds for street improvements along California, Orange, Beaumont, and Cherry Avenue, and 1st through 8th Street to construct sidewalks, to improve pedestrian safety and ADA accessibility.

Financing

	Fund Type	Grant Year	Grant	Funded Amount	Drawn In Program Year	Drawn Thru Program Year
--	-----------	------------	-------	---------------	-----------------------	-------------------------

CDBG	EN	2015	B15UC060506	\$149,627.00	\$0.00	\$0.00
Total	Total			\$149,627.00	\$0.00	\$0.00

Proposed Accomplishments

People (General) : 8,525
Total Population in Service Area: 8,525
Census Tract Percent Low / Mod: 60.94

Annual Accomplishments

Years	Accomplishment Narrative	# Benefitting
2015	2015 funding \$149,627. The City of Beaumont will construct and rehabilitate streets along California, orange, Beaumont, and Cherry Avenue, and 1st through 8th street by constructing sidewalks, curbs, and gutters, to provide a safe passage for pedestrians and ADA accessibility. The project has basic designs created by the city. A Bid Document is in the process of completion in order to bid out in 2016. The project has 5 % completed. Leverage has been utilized from staff hours working on the sidewalks and making improvements.	

PGM Year: 2015
Project: 0073 - 4.BL.37-15 - Park Improvement Project
IDIS Activity: 5745 - 4.BL.37-15 - Park Improvement Project

Status: Open Objective: Create suitable living environments
Location: 405 S Broadway Blythe, CA 92225-2803 Outcome: Availability/accessibility
Matrix Code: Parks, Recreational Facilities (03F) National Objective: LMA

Initial Funding Date: 09/22/2015

Description:

The City of Blythe will use CDBG funds to improve city-owned parks. It is the City's intention to utilize funds to constructor install restroom facilities at Todd Park. Funds will be used to pay for costs associated with these improvements, and other improvements and park upgrades. Specifically, funds will be used to pay for costs including design, construction, equipment, and materials.

Financing

	Fund Type	Grant Year	Grant	Funded Amount	Drawn In Program Year	Drawn Thru Program Year
CDBG	EN	Pre-2015		\$36,580.96	\$0.00	\$0.00
		2015	B15UC060506	\$49,813.00	\$0.00	\$0.00
Total	Total			\$86,393.96	\$0.00	\$0.00

Proposed Accomplishments

Public Facilities : 1
Total Population in Service Area: 1,295
Census Tract Percent Low / Mod: 71.81

Annual Accomplishments

Years	Accomplishment Narrative	# Benefitting
2015	2015 funding \$49,813. 6/16/16 reprog \$36,580.96 from idis#5496, funding increased to \$86,393.96. Project underway. The City of Blythe will use CDBG funds to construct or install a public restroom at Todd Park. Currently, the City's Park Committee and public works department are in the process of determining the most cost effective way in procuring the restroom facility. The two methods under evaluation include bidding the project out and having the restroom facility constructed, or having City staff and/or a contractor complete site preparations, and purchasing a pre-fabricated restroom facility to be placed at the project site. It is anticipated that the parks committee will make a final decision on how they intend to proceed by mid-July after informational and planning meetings have been held. Currently, there is no public benefit to date.	

PGM Year: 2015
Project: 0056 - 1.CL.04-15- Canyon Lake Home Repair Program

Status: Open

Location: 31516 Railroad Canyon Rd Canyon Lake, CA 92587-9400

Objective: Provide decent affordable housing

Outcome: Affordability

Matrix Code: Rehab; Single-Unit Residential (14A)

National Objective: LMH

Initial Funding Date: 09/22/2015

Description:

The City of Canyon Lake will use CDBG funds for the Home Repair Program (HRP) providing basic home rehabilitation services to eligible residents within the City. CDBG funds will cover the cost of direct staffing (selected sub-recipient carrying out activities), materials, and related direct program cost for the home rehabilitation program. The HRP provides grants to seniors, handicapped individuals, and low-income households for necessary repairs to their owner-occupied dwellings. Program is projected to serve 4 clients in the community.

Financing

	Fund Type	Grant Year	Grant	Funded Amount	Drawn In Program Year	Drawn Thru Program Year
CDBG	EN	2015	B15UC060506	\$20,782.00	\$0.00	\$0.00
Total	Total			\$20,782.00	\$0.00	\$0.00

Proposed Accomplishments

Housing Units : 4

Actual Accomplishments

Number assisted:

	Owner		Renter		Total		Person	
	Total	Hispanic	Total	Hispanic	Total	Hispanic	Total	Hispanic
White:	0	0	0	0	0	0		0
Black/African American:	0	0	0	0	0	0	0	0
Asian:	0	0	0	0	0	0	0	0
American Indian/Alaskan Native:	0	0	0	0	0	0	0	0
Native Hawaiian/Other Pacific Islander:	0	0	0	0	0	0	0	0
American Indian/Alaskan Native & White:	0	0	0	0	0	0	0	0
Asian White:	0	0	0	0	0	0	0	0
Black/African American & White:	0	0	0	0	0	0	0	0
American Indian/Alaskan Native & Black/African American:	0	0	0	0	0	0	0	0
Other multi-racial:	0	0	0	0	0	0	0	0
Asian/Pacific Islander:	0	0	0	0	0	0	0	0
Hispanic:	0	0	0	0	0	0	0	0
Total:	0	0	0	0	0	0	0	0
Female-headed Households:	0		0		0			

Income Category:

	Owner	Renter	Total	Person
Extremely Low	0	0	0	0
Low Mod	0	0	0	0
Moderate	0	0	0	0
Non Low Moderate	0	0	0	0
Total	0	0	0	0
Percent Low/Mod				

Annual Accomplishments

Years	Accomplishment Narrative	# Benefitting
2015	2015 funding \$20,782. Project underway. The City of Canyon Lake provided housing repair to 3 residents for the purpose of creating a suitable living environment. The City along with NHSIE, continue to provide assistance to low-income residents with home repairs including replacing windows, landscape, and weatherization. Continued review of applications is underway to provide assistance to additional residents. No leverage funding was utilized. The City of Canyon Lake will utilize the Neighborhood Housing Services of the Inland Empire to provide home repair assistance to low-income residents in Canyon Lake.	

PGM Year: 2015**Project:** 0074 - 4.CO.10-15 - Code Enforcement Program**IDIS Activity:** 5747 - 4.CO.10-15 - Code Enforcement Program**Status:** Open**Location:** 1515 6th St City-wide Coachella, CA 92236-1713**Objective:** Create suitable living environments**Outcome:** Sustainability**Matrix Code:** Code Enforcement (15)**National Objective:** LMA**Initial Funding Date:** 09/22/2015**Description:**

The City's Code Enforcement program will identify code violations and work with owners to bring their properties into compliance. City Code Enforcement Officers will augment and develop a comprehensive code enforcement program designed to eliminate blight. Proposed program provides the City with adequate staffing capacity to proactively respond to potential code enforcement violations as they are encountered. CDBG funds will be used to implement an enhanced city-wide code enforcement program (which involves hiring an additional officer) to leveraging augmenting existing officer capacity and for other code enforcement costs.

Financing

	Fund Type	Grant Year	Grant	Funded Amount	Drawn In Program Year	Drawn Thru Program Year
CDBG	EN	Pre-2015		\$5,030.19	\$0.00	\$0.00
		2015	B15UC060506	\$357,636.00	\$100,000.00	\$100,000.00
Total	Total			\$362,666.19	\$100,000.00	\$100,000.00

Proposed Accomplishments

People (General) : 48,605

Total Population in Service Area: 48,605

Census Tract Percent Low / Mod: 62.18

Annual Accomplishments

Years	Accomplishment Narrative	# Benefitting
2015	2015 funding \$337,636. 6/16/16 reprog \$20,000 from idis#5748, funding increased to \$357,636. 7/18/16 Year-end cleanup reprog \$5,030.19 from idis#5633, funding increased to \$362,666.19. Project is 30% Complete. CDBG funds are being used to pay for costs associated with administering Code Enforcement services in the City of Coachella. CDBG funds are being used to cover costs incurred for the inspection and enforcement of code violations, which include salaries and related expenses of code enforcement officer to deter code violations, in blighted, low to moderate income neighborhoods. Code officers use their skills and knowledge in the prevention, education, and enforcement in areas throughout the City. Officer reports demonstrate that as a result of this program, daily inspections are being performed, 80 code violation cases were opened, with 20 of those closed. The types of code violations identified and reported include, but are not limited to: Termites, Insects, Vermin or Rodents, Offensive Odors, Hazardous Substances and Waste, Visual Blight, Disruptive Activities, Public Burning, Discharge of Sewage, and Public Nuisances, including Fire and Safety Hazards.	

PGM Year: 2015**Project:** 0075 - 4.CO.11-15 - Blight and Graffiti Mitigation Program**IDIS Activity:** 5748 - 4.CO.11-15 - Blight and Graffiti Mitigation Program

Status: Canceled 6/16/2016 12:00:00 AM
Location: 1515 6th St City-Wide Coachella, CA 92236-1713

Objective: Create suitable living environments
Outcome: Sustainability
Matrix Code: Neighborhood Cleanups (05V) National Objective: LMA

Initial Funding Date: 09/22/2015

Description:

The City of Coachella will implement a citywide Blight Mitigation Project that includes graffiti prevention activities. The City plans to use CDBG funds to pay for costs associated with the purchase of mobile Graffiti detection sensors to monitor City Facilities and structures.

Financing

No data returned for this view. This might be because the applied filter excludes all data.

Proposed Accomplishments

People (General) : 48,605
Total Population in Service Area: 48,605
Census Tract Percent Low / Mod: 62.18

Annual Accomplishments

Years	Accomplishment Narrative	# Benefitting
2015	2015 funding \$20,000. 6/16/16 reprog \$20,000 to idis#5747, funding reduced to \$0. City was unable to acquire graffiti sensors as planned. Project canceled.	

PGM Year: 2015
Project: 0100 - 4.DHS.20-15 - Park Improvement Project
IDIS Activity: 5749 - 4.DHS.20-15 - Park Improvement Project

Status: Open
Location: 65950 Pierson Blvd City-Wide Desert Hot Springs, CA 92240-3044

Objective: Create suitable living environments
Outcome: Sustainability
Matrix Code: Parks, Recreational Facilities (03F) National Objective: LMA

Initial Funding Date: 09/22/2015

Description:

CDBG funds will be used to complete park improvements at City owned parks throughout the low- to moderate- income community of Desert Hot Springs. CDBG funds will be used for design, equipment purchases, construction costs, staff salaries, and other costs related to facility improvements.

Financing

	Fund Type	Grant Year	Grant	Funded Amount	Drawn In Program Year	Drawn Thru Program Year
CDBG	EN	2015	B15UC060506	\$212,648.00	\$0.00	\$0.00
Total	Total			\$212,648.00	\$0.00	\$0.00

Proposed Accomplishments

Public Facilities : 1
Total Population in Service Area: 37,495
Census Tract Percent Low / Mod: 62.58

Annual Accomplishments

Years	Accomplishment Narrative	# Benefitting
-------	--------------------------	---------------

2015 2015 funding \$212,648. 9/22/15 reprog \$29,771 to idis#5779, funding reduced to \$182,877. 10/6/15 reprog \$29,771 from idis#5779, City requested to cancel activity, funding increased to \$212,648. Project underway. Currently, the City of Desert Hot Springs is in the process of drafting the Plans Specifications and Estimates (PS&E) for the Park Improvement project. The details are being completed and the City expects to publish their Notice Inviting Bids for construction improvement in September 2016. Construction is anticipated to commence in October 2016, with construction being completed by January 2017. To date, there is no public benefit to report.

PGM Year: 2015
Project: 0066 - 2.EV.09-15 - Eastvale Pedestrian Accessibility Improvements
IDIS Activity: 5750 - 2.EV.09-15 - Eastvale Pedestrian Accessibility Improvements

Status: Open **Objective:** Create suitable living environments
Location: 12363 Limonite Ave Chandler and Shelby Avenue Eastvale, **Outcome:** Availability/accessibility
CA 91752-3685 **Matrix Code:** Sidewalks (03L) **National Objective:** LMC

Initial Funding Date: 09/22/2015

Description:

The City of Eastvale will use CDBG funds to enhance pedestrian safety by installing new, and upgrading existing, pedestrian sidewalk ramps to meet ADA requirements in the Chandler Street and Selby Ave areas of the city.

Financing

	Fund Type	Grant Year	Grant	Funded Amount	Drawn In Program Year	Drawn Thru Program Year
CDBG	EN	2015	B15UC060506	\$130,152.00	\$0.00	\$0.00
Total	Total			\$130,152.00	\$0.00	\$0.00

Proposed Accomplishments

People (General) : 100

Actual Accomplishments

Number assisted:

	Owner		Renter		Total		Person	
	Total	Hispanic	Total	Hispanic	Total	Hispanic	Total	Hispanic
White:	0	0	0	0	0	0		0
Black/African American:	0	0	0	0	0	0	0	0
Asian:	0	0	0	0	0	0	0	0
American Indian/Alaskan Native:	0	0	0	0	0	0	0	0
Native Hawaiian/Other Pacific Islander:	0	0	0	0	0	0	0	0
American Indian/Alaskan Native & White:	0	0	0	0	0	0	0	0
Asian White:	0	0	0	0	0	0	0	0
Black/African American & White:	0	0	0	0	0	0	0	0
American Indian/Alaskan Native & Black/African American:	0	0	0	0	0	0	0	0
Other multi-racial:	0	0	0	0	0	0	0	0
Asian/Pacific Islander:	0	0	0	0	0	0	0	0
Hispanic:	0	0	0	0	0	0	0	0
Total:	0	0	0	0	0	0	0	0

Female-headed Households: 0 0 0

Income Category:

	Owner	Renter	Total	Person
Extremely Low	0	0	0	0

Low Mod	0	0	0	0
Moderate	0	0	0	0
Non Low Moderate	0	0	0	0
Total	0	0	0	0
Percent Low/Mod				

Annual Accomplishments

Years	Accomplishment Narrative	# Benefitting
-------	--------------------------	---------------

2015 2015 funding \$116,377. 6/21/16 reprog \$13,775 from idis#5751, funding increased to \$130,152. The City plans to combine Phase II and Phase III funds with fiscal year 2015/2016 project to complete a more comprehensive pedestrian accessibility project within the City. The City has currently completed their bid documents and specifications for the project. The City will be going out to bid for this project before the end of the fiscal year.

PGM Year:	2015
Project:	0067 - 2.EV.10-15 - Youth Recreation Scholarship Program
IDIS Activity:	5751 - 2.EV.10-15 - Youth Recreation Scholarship Program

Status:	Completed 6/30/2016 12:00:00 AM	Objective:	Create suitable living environments
Location:	7447 Cleveland Ave Corona, CA 92880-9750	Outcome:	Affordability
		Matrix Code:	Youth Services (05D)
			National Objective: LMC

Initial Funding Date: 09/22/2015

Description:

The Eastvale Community Foundation provides financial scholarships to low-income youth so they can participate in recreational programs offered in the City of Eastvale. CDBG funds will be used to cover the costs of "scholarships" for eligible youth.

Financing

	Fund Type	Grant Year	Grant	Funded Amount	Drawn In Program Year	Drawn Thru Program Year
CDBG	EN	2015	B15UC060506	\$5,170.00	\$5,170.00	\$5,170.00
Total	Total			\$5,170.00	\$5,170.00	\$5,170.00

Proposed Accomplishments

People (General) : 180

Actual Accomplishments

Number assisted:	Owner		Renter		Total		Person	
	Total	Hispanic	Total	Hispanic	Total	Hispanic	Total	Hispanic
White:	0	0	0	0	0	0	15	8
Black/African American:	0	0	0	0	0	0	0	0
Asian:	0	0	0	0	0	0	1	1
American Indian/Alaskan Native:	0	0	0	0	0	0	0	0
Native Hawaiian/Other Pacific Islander:	0	0	0	0	0	0	0	0
American Indian/Alaskan Native & White:	0	0	0	0	0	0	0	0
Asian White:	0	0	0	0	0	0	0	0
Black/African American & White:	0	0	0	0	0	0	0	0
American Indian/Alaskan Native & Black/African American:	0	0	0	0	0	0	0	0
Other multi-racial:	0	0	0	0	0	0	8	0
Asian/Pacific Islander:	0	0	0	0	0	0	0	0
Hispanic:	0	0	0	0	0	0	0	0

Total:	0	0	0	0	0	0	24	9
---------------	----------	----------	----------	----------	----------	----------	-----------	----------

Female-headed Households:	0		0		0			
---------------------------	---	--	---	--	---	--	--	--

Income Category:

	Owner	Renter	Total	Person
Extremely Low	0	0	0	5
Low Mod	0	0	0	17
Moderate	0	0	0	2
Non Low Moderate	0	0	0	0
Total	0	0	0	24
Percent Low/Mod				100.0%

Annual Accomplishments

Years	Accomplishment Narrative	# Benefitting
2015	2015 funding \$18,945. 6/21/16 reprog per City request unused funds \$13,775, funding reduced to \$5,170. Complete. The Community Foundation provided new access to services to 24 low income youth that reside in the City of Eastvale. The sponsor provided 24 low income youth with financial scholarship so that they can participate in recreational programs offered through the city. Reason for discrepancy: The City did not serve their proposed number due to the foundation not providing or spending all CDBG allocated funds for scholarships. The remaining funds will be reprogrammed to their capitol project.	

PGM Year:	2015
Project:	0076 - 4.IW.10-15 - ADA Improvement Project
IDIS Activity:	5752 - 4.IW.10-15 - ADA Improvement Project

Status:	Open	Objective:	Provide decent affordable housing	
Location:	44950 Eldorado Dr City-Wide Indian Wells, CA 92210-7414	Outcome:	Affordability	
		Matrix Code:	Rehab; Other Publicly-Owned Residential Buildings (14D)	National Objective: LMH

Initial Funding Date: 09/22/2015

Description:

The City of Indian Wells will utilize CDBG funds to construct ADA Improvements at city-owned properties and facilities. CDBG funds will be used for design, construction, materials, staff salaries, and other direct project expenses.

Financing

	Fund Type	Grant Year	Grant	Funded Amount	Drawn In Program Year	Drawn Thru Program Year
CDBG	EN	Pre-2015		\$24,266.05	\$0.00	\$0.00
		2015	B15UC060506	\$14,499.00	\$0.00	\$0.00
Total	Total			\$38,765.05	\$0.00	\$0.00

Proposed Accomplishments

Housing Units : 212

Actual Accomplishments

Number assisted:

	Owner		Renter		Total		Person	
	Total	Hispanic	Total	Hispanic	Total	Hispanic	Total	Hispanic
White:	0	0	0	0	0	0		0

Black/African American:	0	0	0	0	0	0	0	0
Asian:	0	0	0	0	0	0	0	0
American Indian/Alaskan Native:	0	0	0	0	0	0	0	0
Native Hawaiian/Other Pacific Islander:	0	0	0	0	0	0	0	0
American Indian/Alaskan Native & White:	0	0	0	0	0	0	0	0
Asian White:	0	0	0	0	0	0	0	0
Black/African American & White:	0	0	0	0	0	0	0	0
American Indian/Alaskan Native & Black/African American:	0	0	0	0	0	0	0	0
Other multi-racial:	0	0	0	0	0	0	0	0
Asian/Pacific Islander:	0	0	0	0	0	0	0	0
Hispanic:	0	0	0	0	0	0	0	0
Total:	0	0	0	0	0	0	0	0

Female-headed Households: 0 0 0

Income Category:

	Owner	Renter	Total	Person
Extremely Low	0	0	0	0
Low Mod	0	0	0	0
Moderate	0	0	0	0
Non Low Moderate	0	0	0	0
Total	0	0	0	0
Percent Low/Mod				

Annual Accomplishments

Years	Accomplishment Narrative	# Benefitting
2015	2015 funding \$14,499. 2/8/16 per HUD instructions project was properly revised from 03-PF to 14D-LMH. 5/25/16 reprog \$24,266.05 from idis#5634, funding increased to \$38,765.05. Project Underway. The City of Indian Wells intends to utilize CDBG funds to complete improvements at their low-income senior housing facility. These improvements consist of the installation of bathtub safety bars in all units, and concrete pathway improvements to remove architectural barriers for residents. Currently, the City is in the process of developing their bid document. It is anticipated that the City will go out to bid by the end of July. There is no benefit to report.	

PGM Year:	2015
Project:	0068 - 2.JV.01-15 - Citywide ADA Curb, Ramp, and Sidewalk Upgrades
IDIS Activity:	5753 - 2.JV.01-15 - Citywide ADA Curb, Ramp, and Sidewalk Upgrades

Status:	Open	Objective:	Create suitable living environments
Location:	8304 Limonite Ave City-Wide Jurupa Valley, CA 92509-5176	Outcome:	Availability/accessibility
		Matrix Code:	Sidewalks (03L)
		National Objective:	LMC

Initial Funding Date: 09/22/2015

Description:

The City of Jurupa Valley will use CDBG funds to construct and install nine (9) ADA accessible ramps in low-income areas through out the City.

Financing

	Fund Type	Grant Year	Grant	Funded Amount	Drawn In Program Year	Drawn Thru Program Year
--	-----------	------------	-------	---------------	-----------------------	-------------------------

CDBG	EN	2015	B15UC060506	\$115,990.00	\$0.00	\$0.00
Total	Total			\$115,990.00	\$0.00	\$0.00

Proposed Accomplishments

People (General) : 14,501

Actual Accomplishments

Number assisted:

	Owner		Renter		Total		Person	
	Total	Hispanic	Total	Hispanic	Total	Hispanic	Total	Hispanic
White:	0	0	0	0	0	0		0
Black/African American:	0	0	0	0	0	0	0	0
Asian:	0	0	0	0	0	0	0	0
American Indian/Alaskan Native:	0	0	0	0	0	0	0	0
Native Hawaiian/Other Pacific Islander:	0	0	0	0	0	0	0	0
American Indian/Alaskan Native & White:	0	0	0	0	0	0	0	0
Asian White:	0	0	0	0	0	0	0	0
Black/African American & White:	0	0	0	0	0	0	0	0
American Indian/Alaskan Native & Black/African American:	0	0	0	0	0	0	0	0
Other multi-racial:	0	0	0	0	0	0	0	0
Asian/Pacific Islander:	0	0	0	0	0	0	0	0
Hispanic:	0	0	0	0	0	0	0	0
Total:	0	0	0	0	0	0	0	0
Female-headed Households:	0		0		0			

Income Category:

	Owner	Renter	Total	Person
Extremely Low	0	0	0	0
Low Mod	0	0	0	0
Moderate	0	0	0	0
Non Low Moderate	0	0	0	0
Total	0	0	0	0
Percent Low/Mod				

Annual Accomplishments

Years	Accomplishment Narrative	# Benefitting
2015	2015 funding \$115,990. The City of Jurupa Valley used their CDBG funds to construct and install nine (9) ADA accessible ramps in low-income area throughout the City. The City went out to bid and completed the project in May of 2016.	

PGM Year:	2015
Project:	0057 - 1.LE.44-15 - Lake Elsinore Sidewalk Improvements
IDIS Activity:	5754 - 1.LE.44-15 - Lake Elsinore Sidewalk Improvements

Status:	Open	Objective:	Create suitable living environments
Location:	130 S Main St City-Wide Lake Elsinore, CA 92530-4109	Outcome:	Availability/accessibility
		Matrix Code:	Street Improvements (03K)
		National Objective:	LMA

Initial Funding Date: 09/22/2015

Description:

The City of Lake Elsinore will use CDBG funds for street improvements along Sumner Avenue from Lowell Street to Scrivener Street, Silver to Campus Way, Campus Way to Mohr Street to improve pedestrian safety and ADA accessibility Street Improvements. CDBG funds will be used for design and construction costs.

Financing

	Fund Type	Grant Year	Grant	Funded Amount	Drawn In Program Year	Drawn Thru Program Year
CDBG	EN	2015	B15UC060506	\$197,811.67	\$0.00	\$0.00
Total	Total			\$197,811.67	\$0.00	\$0.00

Proposed Accomplishments

People (General) : 4,945

Total Population in Service Area: 4,945

Census Tract Percent Low / Mod: 65.12

Annual Accomplishments

Years	Accomplishment Narrative	# Benefitting
2015	2015 funding \$196,036. Year-end cleanup 6/30/16, reprog \$1,775.67 form idis#5758, funding increased to \$197,811.67. The City of Lake Elsinore completed plans and designs for sidewalks in various low-income areas of Lake Elsinore. The city Public Works Department is in the process of creating a bid document with the intent of bidding this project out in September 2016. The city will construct sidewalk improvements on Campus Way, Silver Street, and Lindsey Street, between Sumner Avenue and Heald Avenue, Lakeshore Street and Short Street to improve pedestrian safety and ADA accessibility. City is using general funds as leveraging in addition to other CDBG funded projects to complete construction.	

PGM Year: 2015

Project: 0058 - 1.LE.45-15 - Lake Elsinore Senior Center

IDIS Activity: 5755 - 1.LE.45-15 - Lake Elsinore Senior Center

Status: Open

Location: 420 E Lakeshore Dr Lake Elsinore, CA 92530-4228

Objective: Create suitable living environments

Outcome: Availability/accessibility

Matrix Code: Senior Centers (03A)

National Objective: LMC

Initial Funding Date: 09/22/2015

Description:

The Lake Elsinore Senior Center provides recreation activities to citizens. The center also serves as a cooling center in the summer months. CDBG funds will be used for replacement and installation of a new air-condition system.

Financing

	Fund Type	Grant Year	Grant	Funded Amount	Drawn In Program Year	Drawn Thru Program Year
CDBG	EN	2015	B15UC060506	\$19,154.00	\$0.00	\$0.00
Total	Total			\$19,154.00	\$0.00	\$0.00

Proposed Accomplishments

Public Facilities : 1

Actual Accomplishments

Number assisted:

	Owner		Renter		Total		Person	
	Total	Hispanic	Total	Hispanic	Total	Hispanic	Total	Hispanic
White:	0	0	0	0	0	0		0
Black/African American:	0	0	0	0	0	0	0	0
Asian:	0	0	0	0	0	0	0	0

American Indian/Alaskan Native:	0	0	0	0	0	0	0	0
Native Hawaiian/Other Pacific Islander:	0	0	0	0	0	0	0	0
American Indian/Alaskan Native & White:	0	0	0	0	0	0	0	0
Asian White:	0	0	0	0	0	0	0	0
Black/African American & White:	0	0	0	0	0	0	0	0
American Indian/Alaskan Native & Black/African American:	0	0	0	0	0	0	0	0
Other multi-racial:	0	0	0	0	0	0	0	0
Asian/Pacific Islander:	0	0	0	0	0	0	0	0
Hispanic:	0	0	0	0	0	0	0	0
Total:	0	0	0	0	0	0	0	0

Female-headed Households:	0	0	0
---------------------------	---	---	---

Income Category:

	Owner	Renter	Total	Person
Extremely Low	0	0	0	0
Low Mod	0	0	0	0
Moderate	0	0	0	0
Non Low Moderate	0	0	0	0
Total	0	0	0	0
Percent Low/Mod				

Annual Accomplishments

Years	Accomplishment Narrative	# Benefitting
2015	2015 funding \$19,154. This project has currently been placed on hold with the possible intent of reprogramming the funds to the City's sidewalk project in order to complete the extensive area of sidewalks, curbs, and gutters needed in the low-income areas. The City of Lake Elsinore had planned on replacing the inefficient and non-operative HVAC at the Senior Center for the purpose of providing a suitable living environment for seniors who participate in activities. Leverage funding will include general funds and other CDBG funded projects to complete construction.	

PGM Year:	2015
Project:	0059 - 1.LE.46-15 - Boys & Girls Clubs of Southwest County
IDIS Activity:	5756 - 1.LE.46-15 - Boys & Girls Clubs of Southwest County

Status:	Completed 6/16/2016 12:00:00 AM	Objective:	Create suitable living environments
Location:	3711 Nichols Rd Lake Elsinore, CA 92530-1616	Outcome:	Availability/accessibility
		Matrix Code:	Public Services (General) (05)
		National Objective:	LMC

Initial Funding Date: 09/22/2015

Description:

The Boys & Girls Club of Southwest County will provide before and after school academic and recreation enrichment and transportation at the Alberhill Ranch Clubhouse. CDBG funds will be used for staff salaries (direct costs) and consumable supplies.

Financing

	Fund Type	Grant Year	Grant	Funded Amount	Drawn In Program Year	Drawn Thru Program Year
CDBG	EN	2015	B15UC060506	\$10,000.00	\$10,000.00	\$10,000.00
Total	Total			\$10,000.00	\$10,000.00	\$10,000.00

Proposed Accomplishments

People (General) : 30

Actual Accomplishments

Number assisted:	Owner		Renter		Total		Person	
	Total	Hispanic	Total	Hispanic	Total	Hispanic	Total	Hispanic
White:	0	0	0	0	0	0	41	17
Black/African American:	0	0	0	0	0	0	8	0
Asian:	0	0	0	0	0	0	3	1
American Indian/Alaskan Native:	0	0	0	0	0	0	1	0
Native Hawaiian/Other Pacific Islander:	0	0	0	0	0	0	0	0
American Indian/Alaskan Native & White:	0	0	0	0	0	0	2	2
Asian White:	0	0	0	0	0	0	0	0
Black/African American & White:	0	0	0	0	0	0	1	0
American Indian/Alaskan Native & Black/African American:	0	0	0	0	0	0	0	0
Other multi-racial:	0	0	0	0	0	0	4	0
Asian/Pacific Islander:	0	0	0	0	0	0	0	0
Hispanic:	0	0	0	0	0	0	0	0
Total:	0	0	0	0	0	0	60	20
Female-headed Households:	0		0		0			

Income Category:

	Owner	Renter	Total	Person
Extremely Low	0	0	0	12
Low Mod	0	0	0	5
Moderate	0	0	0	15
Non Low Moderate	0	0	0	28
Total	0	0	0	60
Percent Low/Mod				53.3%

Annual Accomplishments

Years	Accomplishment Narrative	# Benefitting
2015	2015 funding \$10,000. The Boys and Girls Club of Southwest County provided recreation services to 60 children in the before and after school programs located at the Alberhill Ranch Clubhouse for the purpose of providing a suitable living environment. Services included transportation to and from facility, tutoring service, computer skills, and art. Matching funding was leveraged with private participation fees.	

PGM Year: 2015

Project: 0060 - 1.LE.47-15 - Code Enforcement

IDIS Activity: 5757 - 1.LE.47-15 - Code Enforcement

Status: Completed 6/9/2016 12:00:00 AM

Location: 130 S Main St City-Wide Lake Elsinore, CA 92530-4109

Objective: Create suitable living environments

Outcome: Sustainability

Matrix Code: Code Enforcement (15)

National Objective: LMA

Initial Funding Date: 09/22/2015

Description:

CDBG funds will be used by the City to conduct enhanced code enforcement activities in Lake Elsinore. The purpose of code enforcement is to enhance public safety and the quality of life, through fair enforcement of laws and codes, in partnership with communities, as well as, private and publically-funded improvements, rehabilitation, and other services. The CDBG funded code enforcement will target dangerous and substandard structures, zoning violations, and other health and safety issues. Eligible costs include the salaries, overhead, and related expenses of code enforcement officers.

Financing

	Fund Type	Grant Year	Grant	Funded Amount	Drawn In Program Year	Drawn Thru Program Year
CDBG	EN	2015	B15UC060506	\$100,000.00	\$100,000.00	\$100,000.00
Total	Total			\$100,000.00	\$100,000.00	\$100,000.00

Proposed Accomplishments

People (General) : 24,195
Total Population in Service Area: 24,195
Census Tract Percent Low / Mod: 57.51

Annual Accomplishments

Years	Accomplishment Narrative	# Benefitting
2015	2015 funding \$100,000. The City of Lake Elsinore addressed code violations for the purpose of creating suitable living environments in the low income community. Code Enforcement Officers investigated 796 violations and field inspection cases. Violations were identified included, foreclosed home, inoperable vehicles, substandard structures, excessive weeds on private property, graffiti, parking on lawns, and vehicles blocking sidewalks. Letters were sent to residents to correct violations along with community clean-ups. 589 issues were closed and 207 remain open for further follow-up and compliance. Leverage funding was received from Waste Management and Riverside County AVA.	

PGM Year:	2015
Project:	0061 - 1.LE.48-15 - CDBG Administrative Cost - Lake Elsinore
IDIS Activity:	5758 - 1.LE.48-15 - CDBG Administrative Cost - Lake Elsinore

Status:	Completed 6/30/2016 12:00:00 AM	Objective:	
Location:	,	Outcome:	
		Matrix Code:	General Program Administration (21A) National Objective:

Initial Funding Date: 09/22/2015

Description:

The City of Lake Elsinore (a Metro City) will use CDBG funds for general program Administration activities. Activities include preparing budgets, schedules, reports, and monitoring program activities. CDBG funds will be used for staff cost (direct cost).

Financing

	Fund Type	Grant Year	Grant	Funded Amount	Drawn In Program Year	Drawn Thru Program Year
CDBG	EN	2015	B15UC060506	\$5,224.33	\$5,224.33	\$5,224.33
Total	Total			\$5,224.33	\$5,224.33	\$5,224.33

Proposed Accomplishments

Actual Accomplishments

Number assisted:	Owner		Renter		Total		Person	
	Total	Hispanic	Total	Hispanic	Total	Hispanic	Total	Hispanic
White:					0	0		
Black/African American:					0	0		
Asian:					0	0		
American Indian/Alaskan Native:					0	0		

Native Hawaiian/Other Pacific Islander:	0	0							
American Indian/Alaskan Native & White:	0	0							
Asian White:	0	0							
Black/African American & White:	0	0							
American Indian/Alaskan Native & Black/African American:	0	0							
Other multi-racial:	0	0							
Asian/Pacific Islander:	0	0							
Hispanic:	0	0							
Total:	0	0	0	0	0	0	0	0	0

Female-headed Households: 0

Income Category:

	Owner	Renter	Total	Person
Extremely Low			0	
Low Mod			0	
Moderate			0	
Non Low Moderate			0	
Total	0	0	0	0
Percent Low/Mod				

Annual Accomplishments

No data returned for this view. This might be because the applied filter excludes all data.

PGM Year:	2015
Project:	0062 - 1.LE.49-15 - CDBG Administrative Cost - EDA
IDIS Activity:	5759 - 1.LE.49-15 - CDBG Administrative Cost - EDA

Status:	Open	Objective:	
Location:	,	Outcome:	
		Matrix Code:	General Program Administration (21A)
		National Objective:	

Initial Funding Date: 09/22/2015

Description:

The City of Lake Elsinore will allocate funds to the County to provide program management, coordination, monitoring, and evaluation of the City's CDBG Program.

Financing

	Fund Type	Grant Year	Grant	Funded Amount	Drawn In Program Year	Drawn Thru Program Year
CDBG	EN	2015	B15UC060506	\$50,889.00	\$0.00	\$0.00
Total	Total			\$50,889.00	\$0.00	\$0.00

Proposed Accomplishments

Actual Accomplishments

	Owner		Renter		Total		Person	
Number assisted:	Total	Hispanic	Total	Hispanic	Total	Hispanic	Total	Hispanic
White:					0	0		
Black/African American:					0	0		

Asian:						0	0		
American Indian/Alaskan Native:						0	0		
Native Hawaiian/Other Pacific Islander:						0	0		
American Indian/Alaskan Native & White:						0	0		
Asian White:						0	0		
Black/African American & White:						0	0		
American Indian/Alaskan Native & Black/African American:						0	0		
Other multi-racial:						0	0		
Asian/Pacific Islander:						0	0		
Hispanic:						0	0		
Total:						0	0	0	0

Female-headed Households: 0

Income Category:

	Owner	Renter	Total	Person
Extremely Low			0	
Low Mod			0	
Moderate			0	
Non Low Moderate			0	
Total	0	0	0	0
Percent Low/Mod				

Annual Accomplishments

No data returned for this view. This might be because the applied filter excludes all data.

PGM Year:	2015
Project:	0077 - 4.LQ.23-15 - City of La Quinta ADA Improvements
IDIS Activity:	5760 - 4.LQ.23-15 - City of La Quinta ADA Improvements

Status:	Completed 6/16/2016 12:00:00 AM	Objective:	Create suitable living environments
Location:	78495 Calle Tampico City-Wide La Quinta, CA 92253-2839	Outcome:	Availability/accessibility
		Matrix Code:	Public Facilities and Improvement (General) (03)
		National Objective:	LMC

Initial Funding Date: 09/22/2015

Description:

The City of La Quinta will use CDBG funds to pay for costs associated with the construction of ADA improvements at City public parks, intersection curb ramps, and sidewalks, prioritized improvements recommended in the City's ADA Transition Plan report. CDBG funds will be used for design, construction, and inspectiontesting costs.

Financing

	Fund Type	Grant Year	Grant	Funded Amount	Drawn In Program Year	Drawn Thru Program Year
CDBG	EN	2015	B15UC060506	\$112,221.00	\$112,221.00	\$112,221.00
Total	Total			\$112,221.00	\$112,221.00	\$112,221.00

Proposed Accomplishments

People (General) : 3,614

Actual Accomplishments*Number assisted:*

	Owner		Renter		Total		Person	
	Total	Hispanic	Total	Hispanic	Total	Hispanic	Total	Hispanic
White:	0	0	0	0	0	0	2,930	1,156
Black/African American:	0	0	0	0	0	0	28	0
Asian:	0	0	0	0	0	0	67	0
American Indian/Alaskan Native:	0	0	0	0	0	0	21	0
Native Hawaiian/Other Pacific Islander:	0	0	0	0	0	0	0	0
American Indian/Alaskan Native & White:	0	0	0	0	0	0	0	0
Asian White:	0	0	0	0	0	0	0	0
Black/African American & White:	0	0	0	0	0	0	0	0
American Indian/Alaskan Native & Black/African American:	0	0	0	0	0	0	0	0
Other multi-racial:	0	0	0	0	0	0	568	0
Asian/Pacific Islander:	0	0	0	0	0	0	0	0
Hispanic:	0	0	0	0	0	0	0	0
Total:	0	0	0	0	0	0	3,614	1,156
Female-headed Households:	0		0		0			

Income Category:

	Owner	Renter	Total	Person
Extremely Low	0	0	0	0
Low Mod	0	0	0	3,614
Moderate	0	0	0	0
Non Low Moderate	0	0	0	0
Total	0	0	0	3,614
Percent Low/Mod				100.0%

Annual Accomplishments

Years	Accomplishment Narrative	# Benefitting
2015	2015 funding \$112,221. Project Complete. The City utilized CDBG funds to complete ADA upgrades and improvements at City-owned parks. CDBG funds were used specifically to pay for costs associated with the construction related costs of ADA improvements, the purchase of ADA compliant/accessible playground equipment and other project related costs. The completion of these improvements provides improved accessibility to disabled individuals.	

PGM Year: 2015**Project:** 0078 - 4.LQ.24-15 - Boys and Girls Club- Coachella Valley**IDIS Activity:** 5761 - 4.LQ.24-15 - Boys and Girls Club- Coachella Valley

Status: Completed 6/14/2016 12:00:00 AM

Location: 49995 Moon River Drive La Quinta, CA 92253

Objective: Create suitable living environments

Outcome: Affordability

Matrix Code: Public Services (General) (05)

National Objective: LMC

Initial Funding Date: 09/22/2015**Description:**

The Boys and Girls Club will use CDBG funds to provide membership "scholarships" to youth from low-income families. These scholarships will allow eligible individuals to participate in after-school programs including concerts, recreation, and arts and crafts activities.

Financing

	Fund Type	Grant Year	Grant	Funded Amount	Drawn In Program Year	Drawn Thru Program Year
CDBG	EN	2015	B15UC060506	\$11,985.00	\$11,985.00	\$11,985.00
Total	Total			\$11,985.00	\$11,985.00	\$11,985.00

Proposed Accomplishments

People (General) : 47

Actual Accomplishments

Number assisted:

	Owner		Renter		Total		Person	
	Total	Hispanic	Total	Hispanic	Total	Hispanic	Total	Hispanic
White:	0	0	0	0	0	0	24	17
Black/African American:	0	0	0	0	0	0	1	1
Asian:	0	0	0	0	0	0	0	0
American Indian/Alaskan Native:	0	0	0	0	0	0	0	0
Native Hawaiian/Other Pacific Islander:	0	0	0	0	0	0	2	2
American Indian/Alaskan Native & White:	0	0	0	0	0	0	0	0
Asian White:	0	0	0	0	0	0	1	0
Black/African American & White:	0	0	0	0	0	0	2	2
American Indian/Alaskan Native & Black/African American:	0	0	0	0	0	0	0	0
Other multi-racial:	0	0	0	0	0	0	17	0
Asian/Pacific Islander:	0	0	0	0	0	0	0	0
Hispanic:	0	0	0	0	0	0	0	0
Total:	0	0	0	0	0	0	47	22

Female-headed Households: 0 0 0

Income Category:

	Owner	Renter	Total	Person
Extremely Low	0	0	0	15
Low Mod	0	0	0	14
Moderate	0	0	0	18
Non Low Moderate	0	0	0	0
Total	0	0	0	47
Percent Low/Mod				100.0%

Annual Accomplishments

Years	Accomplishment Narrative	# Benefitting
2015	2015 funding \$18,268. 6/14/16 year-end cleanup, reprog unused funds \$6283 to idis#5670, funding reduced to \$11,985. Project complete. Boys and Girls Club scholarships were provided to 47 children from low income families. These children were provided the opportunity to access after-school services, such as homework assistance, recreation, and arts and crafts for the purpose of creating a suitable living environment. CDBG funds were used to provide a \$255 annual scholarship per child. Sponsor was unable to utilize all of the CDBG funding allocated to their project due to lack of program participants, as well as failure to submit CDBG documentation for scholarships provided in a timely manner.	

PGM Year: 2015

Project:

IDIS Activity:

0081 - 3.MR.37-15 - Pedestrian Safety Enhancement Project

5762 - 3.MR.37-15 - Pedestrian Safety Enhancement Project

Status:

Open

Location:

1 Town Sq City-Wide Murrieta, CA 92562-7922

Objective:

Outcome:

Matrix Code:

Create suitable living environments

Availability/accessibility

Public Facilities and Improvement (General) (03)

National Objective:

LMC

Initial Funding Date:

09/22/2015

Description:

CDBG funds will be used to enhance pedestrian safety by installing new and upgrading existing pedestrian ramp facilities to meet ADA requirements throughout the city. The project will include the installation of 36 ADA compliant pedestrian ramps.

Financing

	Fund Type	Grant Year	Grant	Funded Amount	Drawn In Program Year	Drawn Thru Program Year
CDBG	EN	Pre-2015		\$89,256.32	\$0.00	\$0.00
		2015	B15UC060506	\$236,909.00	\$0.00	\$0.00
Total	Total			\$326,165.32	\$0.00	\$0.00

Proposed Accomplishments

People (General) : 5,856

Actual Accomplishments

Number assisted:

	Owner		Renter		Total		Person	
	Total	Hispanic	Total	Hispanic	Total	Hispanic	Total	Hispanic
White:	0	0	0	0	0	0		0
Black/African American:	0	0	0	0	0	0	0	0
Asian:	0	0	0	0	0	0	0	0
American Indian/Alaskan Native:	0	0	0	0	0	0	0	0
Native Hawaiian/Other Pacific Islander:	0	0	0	0	0	0	0	0
American Indian/Alaskan Native & White:	0	0	0	0	0	0	0	0
Asian White:	0	0	0	0	0	0	0	0
Black/African American & White:	0	0	0	0	0	0	0	0
American Indian/Alaskan Native & Black/African American:	0	0	0	0	0	0	0	0
Other multi-racial:	0	0	0	0	0	0	0	0
Asian/Pacific Islander:	0	0	0	0	0	0	0	0
Hispanic:	0	0	0	0	0	0	0	0
Total:	0	0	0	0	0	0	0	0
Female-headed Households:	0		0		0			

Income Category:

	Owner	Renter	Total	Person
Extremely Low	0	0	0	0
Low Mod	0	0	0	0
Moderate	0	0	0	0
Non Low Moderate	0	0	0	0
Total	0	0	0	0

Annual Accomplishments

Years	Accomplishment Narrative	# Benefitting
2015	2015 funding \$236,909. The City of Murrieta is currently in the design phase of the project. The City is currently working on the bid documents and specifications for the project. The City anticipates being ready to go out to bid in July 2016 with construction to begin in fall of 2016. 7/21/16 reprog \$89,256.32 from idis#4991, funding increased to \$326,165.32.	

PGM Year: 2015
Project: 0069 - 2.NR.36-15 - Senior Recreation and Community Services
IDIS Activity: 5763 - 2.NR.36-15 - Senior Recreation and Community Services

Status: Completed 6/30/2016 12:00:00 AM
Location: 2690 Clark Ave Norco, CA 92860-1901
Objective: Create suitable living environments
Outcome: Availability/accessibility
Matrix Code: Senior Services (05A) **National Objective:** LMC

Initial Funding Date: 09/22/2015

Description:

The City will provide various health, recreational, educational, and social programs to seniors in Norco. CDBG funds will be used to pay for staff salaries (direct cost).

Financing

	Fund Type	Grant Year	Grant	Funded Amount	Drawn In Program Year	Drawn Thru Program Year
CDBG	EN	2015	B15UC060506	\$11,502.00	\$11,502.00	\$11,502.00
Total	Total			\$11,502.00	\$11,502.00	\$11,502.00

Proposed Accomplishments

People (General) : 150

Actual Accomplishments

Number assisted:

	Owner		Renter		Total		Person	
	Total	Hispanic	Total	Hispanic	Total	Hispanic	Total	Hispanic
White:	0	0	0	0	0	0	25	1
Black/African American:	0	0	0	0	0	0	14	8
Asian:	0	0	0	0	0	0	7	0
American Indian/Alaskan Native:	0	0	0	0	0	0	1	1
Native Hawaiian/Other Pacific Islander:	0	0	0	0	0	0	1	1
American Indian/Alaskan Native & White:	0	0	0	0	0	0	1	0
Asian White:	0	0	0	0	0	0	0	0
Black/African American & White:	0	0	0	0	0	0	0	0
American Indian/Alaskan Native & Black/African American:	0	0	0	0	0	0	9	4
Other multi-racial:	0	0	0	0	0	0	651	0
Asian/Pacific Islander:	0	0	0	0	0	0	0	0
Hispanic:	0	0	0	0	0	0	0	0
Total:	0	0	0	0	0	0	709	15
Female-headed Households:	0		0		0			

Income Category:

	Owner	Renter	Total	Person
Extremely Low	0	0	0	0
Low Mod	0	0	0	709
Moderate	0	0	0	0
Non Low Moderate	0	0	0	0
Total	0	0	0	709
Percent Low/Mod				100.0%

Annual Accomplishments

Years	Accomplishment Narrative	# Benefitting
2015	2015 funding \$5,751. 9/22/15 reprog \$5,751 from idis#5764, funding increased to \$11,502. (Per City request idis#5764 was canceled) Complete. The Senior Recreation and Community Services program provided new access to 709 seniors that reside in the Norco area. The center provided various health, recreational, educational and social programs. Number served is based on all funding sources.	

PGM Year: 2015

Project: 0070 - 2.NR.37-15 - Norco Party Partners for Developmentally Challenged

IDIS Activity: 5764 - 2.NR.37-15 - Norco Party Partners for Developmentally Challenged

Status: Canceled 9/22/2015 12:00:00 AM

Location: 2690 Clark Ave Norco, CA 92860-1901

Objective: Create suitable living environments

Outcome: Availability/accessibility

Matrix Code: Handicapped Services (05B)

National Objective: LMC

Initial Funding Date: 09/22/2015

Description:

The City provides recreational and social activities for developmentally-challenged adults (ages 18 and older) from low-income households. CDBG funds will be used for staff salaries (direct costs).

Financing

No data returned for this view. This might be because the applied filter excludes all data.

Proposed Accomplishments

People (General) : 95

Actual Accomplishments

Number assisted:

	Owner		Renter		Total		Person	
	Total	Hispanic	Total	Hispanic	Total	Hispanic	Total	Hispanic
White:	0	0	0	0	0	0		0
Black/African American:	0	0	0	0	0	0	0	0
Asian:	0	0	0	0	0	0	0	0
American Indian/Alaskan Native:	0	0	0	0	0	0	0	0
Native Hawaiian/Other Pacific Islander:	0	0	0	0	0	0	0	0
American Indian/Alaskan Native & White:	0	0	0	0	0	0	0	0
Asian White:	0	0	0	0	0	0	0	0
Black/African American & White:	0	0	0	0	0	0	0	0
American Indian/Alaskan Native & Black/African American:	0	0	0	0	0	0	0	0

Other multi-racial:	0	0	0	0	0	0	0	0
Asian/Pacific Islander:	0	0	0	0	0	0	0	0
Hispanic:	0	0	0	0	0	0	0	0
Total:	0	0	0	0	0	0	0	0

Female-headed Households: 0 0 0

Income Category:

	Owner	Renter	Total	Person
Extremely Low	0	0	0	0
Low Mod	0	0	0	0
Moderate	0	0	0	0
Non Low Moderate	0	0	0	0
Total	0	0	0	0
Percent Low/Mod				

Annual Accomplishments

Years	Accomplishment Narrative	# Benefitting
2015	2015 funding \$5,751. 9/22/15 reprog \$5,751 to idis#5763, funding reduced to \$0. Per City request project canceled.	

PGM Year:	2015
Project:	0071 - 2.NR.38-15 - Ingalls Park ADA Restroom Project Phase II
IDIS Activity:	5765 - 2.NR.38-15 - Ingalls Park ADA Restroom Project Phase II

Status:	Open	Objective:	Create suitable living environments
Location:	3737 Crestview Dr Norco, CA 92860-1772	Outcome:	Availability/accessibility
		Matrix Code:	Parks, Recreational Facilities (03F)
		National Objective:	LMC

Initial Funding Date: 09/22/2015

Description:

CDBG funds will be used to purchase and install an additional pre-fabricated, fully-equipped, ADA-accessible restroom at Ingalls Park in the City of Norco to improve access for disabled individuals.

Financing

	Fund Type	Grant Year	Grant	Funded Amount	Drawn In Program Year	Drawn Thru Program Year
CDBG	EN	2015	B15UC060506	\$70,657.00	\$0.00	\$0.00
Total	Total			\$70,657.00	\$0.00	\$0.00

Proposed Accomplishments

Public Facilities : 1

Actual Accomplishments

	Owner		Renter		Total		Person	
<i>Number assisted:</i>	Total	Hispanic	Total	Hispanic	Total	Hispanic	Total	Hispanic
White:	0	0	0	0	0	0	0	0
Black/African American:	0	0	0	0	0	0	0	0
Asian:	0	0	0	0	0	0	0	0
American Indian/Alaskan Native:	0	0	0	0	0	0	0	0

Native Hawaiian/Other Pacific Islander:	0	0	0	0	0	0	0	0
American Indian/Alaskan Native & White:	0	0	0	0	0	0	0	0
Asian White:	0	0	0	0	0	0	0	0
Black/African American & White:	0	0	0	0	0	0	0	0
American Indian/Alaskan Native & Black/African American:	0	0	0	0	0	0	0	0
Other multi-racial:	0	0	0	0	0	0	0	0
Asian/Pacific Islander:	0	0	0	0	0	0	0	0
Hispanic:	0	0	0	0	0	0	0	0
Total:	0	0	0	0	0	0	0	0

Female-headed Households:	0	0	0
---------------------------	---	---	---

Income Category:

	Owner	Renter	Total	Person
Extremely Low	0	0	0	0
Low Mod	0	0	0	0
Moderate	0	0	0	0
Non Low Moderate	0	0	0	0
Total	0	0	0	0
Percent Low/Mod				

Annual Accomplishments

Years	Accomplishment Narrative	# Benefitting
2015	2015 funding \$70,657. The City of Norco is currently in the design phase of this project. The City is currently working on getting specifications and bid documents together for EDA staff review. The City hopes to be able to bid this project out by fall of 2016.	

PGM Year:	2015
Project:	0072 - 3.SJ.04-15 - Downtown San Jacinto Street Improvements
IDIS Activity:	5766 - 3.SJ.04-15 - Downtown San Jacinto Street Improvements

Status:	Open	Objective:	Create suitable living environments
Location:	595 S San Jacinto Ave City-Wide San Jacinto, CA 92583-4134	Outcome:	Sustainability
		Matrix Code:	Street Improvements (03K)
		National Objective:	LMA

Initial Funding Date: 09/22/2015

Description:

The City of San Jacinto will use CDBG funds to construct street improvements that consist of pavement, grinding, overlay, and striping, as well as minor curb/gutter and sidewalk enhancements in low/moderate income areas in the city. CDBG funds will be used for project design, engineering, and construction.

Financing

	Fund Type	Grant Year	Grant	Funded Amount	Drawn In Program Year	Drawn Thru Program Year
CDBG	EN	2015	B15UC060506	\$400,309.00	\$0.00	\$0.00
Total	Total			\$400,309.00	\$0.00	\$0.00

Proposed Accomplishments

People (General) : 8,465
Total Population in Service Area: 8,465

Annual Accomplishments

Years	Accomplishment Narrative	# Benefitting
2015	2015 funding \$560,309. (Includes \$280,000 advance for 16/17) Project has not yet started, will be going out to bid in August 2016. Street improvements will consist of pavement, grinding, overlay, and striping, as well as minor curb/gutter and sidewalk enhancements in low/moderate income areas in the city. CDBG funds will be used for project design, engineering, and construction. 6/23/16 reprog \$160,000 to City Code Enforcement IDIS#5831, funding reduced to \$400,309.	

PGM Year: 2015**Project:** 0063 - 1.WD.10-15 - Code Enforcement**IDIS Activity:** 5767 - 1.WD.10-15 - Code Enforcement**Status:** Canceled 6/22/2016 12:00:00 AM**Location:** 23873 Clinton Keith Rd Ste 201 City-Wide Wildomar, CA
92595-9735**Objective:** Create suitable living environments**Outcome:** Sustainability**Matrix Code:** Code Enforcement (15)**National Objective:** LMA**Initial Funding Date:** 09/22/2015**Description:**

CDBG funds will be used by the City of Wildomar to conduct enhanced code enforcement activities in targeted areas of the City. The purpose of code enforcement is to enhance public safety and the quality of life, through fair enforcement of laws and codes. Eligible costs include the salaries (direct costs), overhead, and related expenses of code enforcement officers.

Financing

No data returned for this view. This might be because the applied filter excludes all data.

Proposed Accomplishments

People (General) : 6,410

Total Population in Service Area: 6,410

Census Tract Percent Low / Mod: 52.65

Annual Accomplishments

Years	Accomplishment Narrative	# Benefitting
2015	2015 funding \$20,000. The City of Wildomar had planned to provide Code Enforcement services to low-income areas for the purpose of creating a suitable living environment. The City is currently using general funds to pay staff costs for code enforcement activities. The city was unable to comply with the County's request to provide information associated with plans, photos of areas, and city ordinance, all of which are required in order to be in compliance with HUD regulations. This project will be canceled and funds reprogrammed to an underway project. Project canceled, reprog \$20,000 to idis#5769, funding reduced to \$0. It was determined that Code Enforcement cannot use the funds as they did not have insurance coverage during this period, the agreement could not be executed without Council minutes approving the letter of authorization to sign agreement and proof of insurance.	

PGM Year: 2015**Project:** 0064 - 1.WD.11-15 - City Public Facility Fund**IDIS Activity:** 5768 - 1.WD.11-15 - City Public Facility Fund**Status:** Canceled 5/10/2016 12:00:00 AM**Location:** 23873 Clinton Keith Rd Ste 201 City-Wide Wildomar, CA
92595-9735**Objective:** Create suitable living environments**Outcome:** Sustainability**Matrix Code:** Public Facilities and Improvement
(General) (03)**National Objective:** LMC

Initial Funding Date: 09/22/2015

Description:

CDBG funds will be used to construct eligible public facilities located in low-income areas or serving low-moderate income persons in the City of Wildomar. As specific and eliible projects are identified, the County will proceed with amendments to the 2015-2016 One Year Action Plan pursuant to the Citizens Participation Plan.

Financing

No data returned for this view. This might be because the applied filter excludes all data.

Proposed Accomplishments

Public Facilities : 1

Actual Accomplishments

Number assisted:

	Owner		Renter		Total		Person	
	Total	Hispanic	Total	Hispanic	Total	Hispanic	Total	Hispanic
White:	0	0	0	0	0	0		0
Black/African American:	0	0	0	0	0	0	0	0
Asian:	0	0	0	0	0	0	0	0
American Indian/Alaskan Native:	0	0	0	0	0	0	0	0
Native Hawaiian/Other Pacific Islander:	0	0	0	0	0	0	0	0
American Indian/Alaskan Native & White:	0	0	0	0	0	0	0	0
Asian White:	0	0	0	0	0	0	0	0
Black/African American & White:	0	0	0	0	0	0	0	0
American Indian/Alaskan Native & Black/African American:	0	0	0	0	0	0	0	0
Other multi-racial:	0	0	0	0	0	0	0	0
Asian/Pacific Islander:	0	0	0	0	0	0	0	0
Hispanic:	0	0	0	0	0	0	0	0
Total:	0	0	0	0	0	0	0	0
Female-headed Households:	0		0		0			

Income Category:

	Owner	Renter	Total	Person
Extremely Low	0	0	0	0
Low Mod	0	0	0	0
Moderate	0	0	0	0
Non Low Moderate	0	0	0	0
Total	0	0	0	0
Percent Low/Mod				

Annual Accomplishments

Years	Accomplishment Narrative	# Benefitting
2015	2015 funding \$5,000. 5/9/16 per City and Program Manager request this project is to be canceled and funding amount of \$5,000 reprogrammed to City sidewalk project idis#5769, funding reduced to \$0.	

PGM Year: 2015
Project: 0065 - 1.WD.12-15 - Wildomar/Sedco Sidewalk Project

IDIS Activity: 5769 - 1.WD.12-15 - Wildomar/Sedco Sidewalk Project

Status:	Open	Objective:	Create suitable living environments	
Location:	23873 Clinton Keith Rd Ste 201 Wildomar Rd and Sedco Blvd Wildomar, CA 92595-9735	Outcome:	Sustainability	
		Matrix Code:	Sidewalks (03L)	National Objective: LMA

Initial Funding Date: 09/22/2015

Description:

The City of Wildomar will pave and repair sidewalks on Wildomar Road and Sedco Blvd. CDBG funds will be used for design and construction cost.

Financing

	Fund Type	Grant Year	Grant	Funded Amount	Drawn In Program Year	Drawn Thru Program Year
CDBG	EN	Pre-2015		\$114,387.50	\$0.00	\$0.00
		2015	B15UC060506	\$121,130.00	\$0.00	\$0.00
Total	Total			\$235,517.50	\$0.00	\$0.00

Proposed Accomplishments

People (General) : 1,235
Total Population in Service Area: 1,235
Census Tract Percent Low / Mod: 74.09

Annual Accomplishments

Years	Accomplishment Narrative	# Benefitting
2015	2015 funding \$96,130. 5/9/16 reprog \$5,000 from idis#5768, funding increased to \$101,130. 5/11/16 reprog \$114,387.50 from idis#5595 (City Gateway Project-canceled), funding increased to \$215,517.50. 6/22/16 reprog \$20,000 from idis#5767, funding increased to \$235,517.50. The City of Wildomar will construct, and improve sidewalks in the low-income area of Sedco. The city currently has this project on hold to evaluate the best effort in completing the project for the purpose of providing accessibility of sidewalks in low-income communities. The city is seeking assistance to carry out this activity. The project site area has been determined, but there is at least 95% work to be completed which includes plans and design, bid document, and actual construction. Project is projected to be completed by May 2017.	

PGM Year: 2015
Project: 0010 - 9.130-15 - Fair Housing Public Facility Fund
IDIS Activity: 5775 - 9.130-15 - Fair Housing Public Facility Fund

Status:	Completed 6/30/2016 12:00:00 AM	Objective:	Create suitable living environments	
Location:	3933 Mission Inn Ave Riverside, CA 92501-3219	Outcome:	Availability/accessibility	
		Matrix Code:	Public Facilities and Improvement (General) (03)	National Objective: LMC

Initial Funding Date: 09/22/2015

Description:

The Fair Housing Council provides a vital range of "no-cost" fair housing services to eligible clientele throughout the County's Urban County area. Services are provided to persons victimized and affected by illegal housing practices. CDBG funds will be used for a portion of the mortgage interest expense of FHC's offices.

Financing

	Fund Type	Grant Year	Grant	Funded Amount	Drawn In Program Year	Drawn Thru Program Year
CDBG	EN	2015	B15UC060506	\$9,798.13	\$9,798.13	\$9,798.13
	PI			\$2,043.04	\$2,043.04	\$2,043.04

Total	Total			\$11,841.17	\$11,841.17	\$11,841.17
--------------	--------------	--	--	--------------------	--------------------	--------------------

Proposed Accomplishments

People (General) : 11,400

Actual Accomplishments

Number assisted:

	Owner		Renter		Total		Person	
	Total	Hispanic	Total	Hispanic	Total	Hispanic	Total	Hispanic
White:	0	0	0	0	0	0	5,190	2,096
Black/African American:	0	0	0	0	0	0	1,013	16
Asian:	0	0	0	0	0	0	32	0
American Indian/Alaskan Native:	0	0	0	0	0	0	19	0
Native Hawaiian/Other Pacific Islander:	0	0	0	0	0	0	0	0
American Indian/Alaskan Native & White:	0	0	0	0	0	0	0	0
Asian White:	0	0	0	0	0	0	4	0
Black/African American & White:	0	0	0	0	0	0	6	0
American Indian/Alaskan Native & Black/African American:	0	0	0	0	0	0	0	0
Other multi-racial:	0	0	0	0	0	0	293	0
Asian/Pacific Islander:	0	0	0	0	0	0	0	0
Hispanic:	0	0	0	0	0	0	0	0
Total:	0	0	0	0	0	0	6557	2112
Female-headed Households:	0		0		0			

Income Category:

	Owner	Renter	Total	Person
Extremely Low	0	0	0	2,303
Low Mod	0	0	0	2,818
Moderate	0	0	0	1,019
Non Low Moderate	0	0	0	417
Total	0	0	0	6557
Percent Low/Mod				93.6%

Annual Accomplishments

Years	Accomplishment Narrative	# Benefitting
2015	2015 funding \$12,000. 7/11/16 decrease EN \$2,043.04, increase PI \$2,043.04 funding remains \$12,000. 7/14/16 reprog remaining unused funds \$158.83 to idis#5776, funding reduced to \$11,841.17. The project is complete. Fair Housing Council of Riverside County provides fair housing services to eligible individuals residing in Riverside County that are victims or affected by illegal housing practices. They provide accessibility for the purpose of creating a suitable living environment. CDBG funds were used for a percentage of the mortgage interest expense.	

PGM Year: 2015

Project: 0013 - 9.133-15 - Countywide Road Improvement Projects

IDIS Activity: 5776 - 9.133-15 - Countywide Road Improvement Projects

Status: Open

Location: 3403 10th St Riverside, CA 92501-3670

Objective: Create suitable living environments

Outcome: Sustainability

Matrix Code: Public Facilities and Improvement
(General) (03)

National Objective: LMC

Initial Funding Date: 09/22/2015

Description:

PASS-THRU Activity Only. The County will use CDBG funds for eligible road improvement projects in low-income areas throughout the County. As specific eligible projects are identified, the County will proceed with substantial amendments to the 2015-2016 One Year Action Plan pursuant to the Citizen Participation Plan.

Financing

	Fund Type	Grant Year	Grant	Funded Amount	Drawn In Program Year	Drawn Thru Program Year
CDBG	EN	2015	B15UC060506	\$153,585.15	\$0.00	\$0.00
Total	Total			\$153,585.15	\$0.00	\$0.00

Proposed Accomplishments

Public Facilities : 1

Actual Accomplishments

Number assisted:

	Owner		Renter		Total		Person	
	Total	Hispanic	Total	Hispanic	Total	Hispanic	Total	Hispanic
White:	0	0	0	0	0	0		0
Black/African American:	0	0	0	0	0	0	0	0
Asian:	0	0	0	0	0	0	0	0
American Indian/Alaskan Native:	0	0	0	0	0	0	0	0
Native Hawaiian/Other Pacific Islander:	0	0	0	0	0	0	0	0
American Indian/Alaskan Native & White:	0	0	0	0	0	0	0	0
Asian White:	0	0	0	0	0	0	0	0
Black/African American & White:	0	0	0	0	0	0	0	0
American Indian/Alaskan Native & Black/African American:	0	0	0	0	0	0	0	0
Other multi-racial:	0	0	0	0	0	0	0	0
Asian/Pacific Islander:	0	0	0	0	0	0	0	0
Hispanic:	0	0	0	0	0	0	0	0
Total:	0	0	0	0	0	0	0	0

Female-headed Households: 0 0 0

Income Category:

	Owner	Renter	Total	Person
Extremely Low	0	0	0	0
Low Mod	0	0	0	0
Moderate	0	0	0	0
Non Low Moderate	0	0	0	0
Total	0	0	0	0
Percent Low/Mod				

Annual Accomplishments

Years	Accomplishment Narrative	# Benefitting
-------	--------------------------	---------------

PGM Year:	2015
Project:	0014 - 9.134-15 - Countywide Public Facility Fund
IDIS Activity:	5777 - 9.134-15 - Countywide Public Facility Fund

Initial Funding Date: 09/22/2015

PASS-THRU Activity Only. The County will use CDBG funds for eligible community facility projects in low-income area throughout the County. As specific eligible projects are identified, the County will proceed with substantial amendments to the 2015-2016 One Year Action Plan pursuant to the Citizen Participation Plan.

	Fund Type	Grant Year	Grant	Funded Amount	Drawn In Program Year	Drawn Thru Program Year
CDBG	EN	Pre-2015		\$108,755.15	\$0.00	\$0.00
		2015	B15UC060506	\$21,598.28	\$0.00	\$0.00
Total	Total			\$130,353.43	\$0.00	\$0.00

Public Facilities : 1

Number assisted:

[illegible]

Female-headed Households: 0 0 0

Income Category:

	Owner	Renter	Total	Person
Extremely Low	0	0	0	0
Low Mod	0	0	0	0
Moderate	0	0	0	0
Non Low Moderate	0	0	0	0
Total	0	0	0	0
Percent Low/Mod				

Annual Accomplishments

Years	Accomplishment Narrative	# Benefitting
2015	2015 funding \$203,987. 9/22/15 reprog \$61,805.34 from idis#5524, funding increased to \$265,792.34. 9/22/15 reprog \$236,030 from idis#5563, funding increased to \$501,822.34. 10/27/15 reprog \$36,522.90 from idis#5206, funding increased to \$538,345.24. 12/9/15 reprog \$127,040 (\$2,040 to idis#5798/\$125,000 to idis #5799) funding reduced to \$411,305.24. 12/23/15 reprog \$8,002.67 from unencumbered (result of PI receipted and funded to projects), funding increased to \$419,307.91.1/14/16 reprog \$50,000 to idis#5801, funding reduced to \$369,307.91. 2/9/16 reprog \$88,957.90(WILDOMAR CANCELED PROJECT-HOLD FUNDING)from idis#5537, funding increased to \$458,265.81. 4/15/16 reprog \$10,000 to idis#5808, funding reduced to \$448,265.81.4/15/16 reprog \$125,000 to idis#5809, funding reduced to \$323,265.81. 4/15/16 reprog \$21,000 to idis#5810, funding reduced to \$302,265.81. 4/15/16 reprog \$33,000 (\$5,000 2015 and \$28,000 2016)to idis#5811, funding reduced to \$269,265.81. 5/5/16 reprog \$5,000 to idis#5813, funding reduced to \$264,265.81. 5/5/16 reprog \$5,000 to idis#5814, funding reduced to \$259,265.81. 5/5/16 reprog \$5,000 to idis#5815, funding reduced to \$254,265.81. 5/9/16 reprog \$750 to idis#5811, funding reduced to \$253,515.81. 5/11/16 reprog \$5,000 to idis#5817, funding reduced to \$248,515.81. 5/11/16 reprog \$5,000 to idis#5118, funding reduced to \$243,515.81. 5/11/16 reprog \$5,000 to idis#5819, funding reduced to \$238,515.81. 5/17/16 reprog \$5,000 to idis#5821,funding reduced to \$233,515.81. 5/17/16 reprog \$5,000 to idis#5822, funding decreased to \$228,515.81. 5/18/16 reprog \$3,000 to idis#5823, funding reduced to \$225,515.81. 5/18/16 reprog \$3,000 to idis#5824, funding reduced to \$222,515.81. 5/19/16 reprog \$5,000 to idis#5825 funding reduced to \$217,515.81. 6/1/16 reprog \$5,000 to idis#5827, funding reduced to \$212,515.81. 6/10/16 due to receipted PI, increase EN funds by \$26,723.29. Funding increased to \$239,239.10. 6/16/16 reprog \$3,000 to idis#5829, funding reduced to \$236,239.10. 6/29/16 reprog \$3,000 to idis#5832, funding reduced to \$233,239.10. 7/12/16 reprog \$5,646.90 from unencumbered (PI receipted), funding increased to \$238,886. 7/13/16 reprog 8/2/16 reprog \$760.66 to idis#5811, funding reduced to \$230,353.43. 8/3/16 reprog \$100,000 (2015 yr-end cleanup) to idis#5563, funding reduced to \$130,353.43.	

PGM Year:	2015
Project:	0080 - 5.BN.32-15 - Lions Park ADA Improvements
IDIS Activity:	5778 - 5.BN.32-15 - Lions Park ADA Improvements

Status:	Open	Objective:	Create suitable living environments
Location:	955 N Hargrave St Banning, CA 92220-2627	Outcome:	Availability/accessibility
		Matrix Code:	Parks, Recreational Facilities (03F)
		National Objective:	LMA

Initial Funding Date: 09/22/2015

Description:

The City of Banning will use CDBG funds leveraged with existing funds for the design and construction of improvements to Lions Park for ADA compliance. Improvements will be made to the parking lot, restrooms, and field areas to provide access to individuals with disabilities.

Financing

	Fund Type	Grant Year	Grant	Funded Amount	Drawn In Program Year	Drawn Thru Program Year
CDBG	EN	2015	B15UC060506	\$173,818.00	\$106,163.07	\$106,163.07
Total	Total			\$173,818.00	\$106,163.07	\$106,163.07

Proposed Accomplishments

Census Tract Percent Low / Mod: 63.05

Years	Accomplishment Narrative	# Benefitting
2015	2015 funding \$173,818. First phase of project complete. The City of Banning utilized CDBG funds for the design and construction of improvements to Lions Park. Improvements were made to the parking lot, two soccer fields, ADA ramp, and landscaping. Leveraged funding was used to assist with park improvements. Improvements made will provide for greater accessibility as required by the Americans with Disabilities Act. The City will use remaining CDBG funds to make additional improvements at Lions Park. These improvements consist of expansion of the park, and the construction of multi-purpose fields.	

Status:	Canceled 10/6/2015 12:00:00 AM	Objective:	Create suitable living environments
Location:	11750 Cholla Dr Desert Hot Springs, CA 92240-3064	Outcome:	Affordability
		Matrix Code:	Public Services (General) (05)
		National Objective:	LMC

City will be responsible for administering a 2015-2016 Community Development Block Grant for the Swim Scholarship Program. CDBG funds will be used to provide low income residents of Desert Hot Springs with summer swim scholarships.

No data returned for this view. This might be because the applied filter excludes all data.

People (General) : 300

[illegible]

Female-headed Households: 0 0 0

Income Category:

	Owner	Renter	Total	Person
Extremely Low	0	0	0	0
Low Mod	0	0	0	0
Moderate	0	0	0	0
Non Low Moderate	0	0	0	0
Total	0	0	0	0
Percent Low/Mod				

Annual Accomplishments

Years	Accomplishment Narrative	# Benefitting
2015	9/22/15 reprog \$29,771 from idis#5749, funding increased to \$29,771. 10/6/15 city requested to not go forward with this activity, project canceled \$29,771 reprog to idis#5749, funding reduced to \$0.	

PGM Year:	2015
Project:	0102 - 5.80-15 - March Field Air Museum ADA Project
IDIS Activity:	5785 - 5.80-15 - March Field Air Museum ADA Project

Status:	Open	Objective:	Create suitable living environments
Location:	22550 Van Buren Blvd March Air Reserve Base, CA 92518-2400	Outcome:	Availability/accessibility
		Matrix Code:	Public Facilities and Improvement (General) (03)
		National Objective:	LMC

Initial Funding Date: 10/19/2015

Description:

The March Field Air Museum provides a display of aircraft and other military artifact exhibits for review by the community. The museum also offers educational programs and a museum library. The project will allow accessibility to guests by creating sidewalks along pathways leading to the airplanes and along the parking area, and rehabilitation of the front walkway entrance creating an ADA pathway. CDBG funds will be used for design and construction cost.

Financing

	Fund Type	Grant Year	Grant	Funded Amount	Drawn In Program Year	Drawn Thru Program Year
CDBG	EN	Pre-2015		\$213,703.78	\$0.00	\$0.00
		2014	B14UC060506		\$13,900.00	\$13,900.00
Total	Total			\$213,703.78	\$13,900.00	\$13,900.00

Proposed Accomplishments

People (General) : 266,160

Actual Accomplishments

Number assisted:	Owner		Renter		Total		Person	
	Total	Hispanic	Total	Hispanic	Total	Hispanic	Total	Hispanic
White:	0	0	0	0	0	0		0
Black/African American:	0	0	0	0	0	0	0	0
Asian:	0	0	0	0	0	0	0	0
American Indian/Alaskan Native:	0	0	0	0	0	0	0	0
Native Hawaiian/Other Pacific Islander:	0	0	0	0	0	0	0	0

American Indian/Alaskan Native & White:	0	0	0	0	0	0	0	0
Asian White:	0	0	0	0	0	0	0	0
Black/African American & White:	0	0	0	0	0	0	0	0
American Indian/Alaskan Native & Black/African American:	0	0	0	0	0	0	0	0
Other multi-racial:	0	0	0	0	0	0	0	0
Asian/Pacific Islander:	0	0	0	0	0	0	0	0
Hispanic:	0	0	0	0	0	0	0	0
Total:	0	0	0	0	0	0	0	0

Female-headed Households:	0	0	0
---------------------------	---	---	---

Income Category:

	Owner	Renter	Total	Person
Extremely Low	0	0	0	0
Low Mod	0	0	0	0
Moderate	0	0	0	0
Non Low Moderate	0	0	0	0
Total	0	0	0	0
Percent Low/Mod				

Annual Accomplishments

Years	Accomplishment Narrative	# Benefitting
2015	New project, reprog \$125,000 from idis#5642, funding increased to \$125,000. (4/27/16 reprog \$88,703.78 from idis#5642 for HOLDING to reprog to 2016 EDM-ADA Assessment Project 9.147-16), funding increased to \$213,703.78. Project underway. MFAM plans to construct sidewalks around the back lot area of the museum for the purpose of providing ADA accessibility. Plans have been completed for the area, the estimated cost is \$105,000. A bid document is being completed with the intent to advertise in July 2016. The project is 50% complete. A contractor will be selected by September 2016, work should begin October 2016 and be completed by December 2016. There are no other funds being used as leveraging, the project will be completed using CDBG funding only.	

PGM Year:	2015
Project:	0103 - 9.135-15 - CDBG Program Administration-20% PI
IDIS Activity:	5787 - 9.135-15 - CDBG Program Administration-20%PI

Status:	Open	Objective:	
Location:	,	Outcome:	
		Matrix Code:	General Program Administration (21A)
		National Objective:	

Initial Funding Date: 01/14/2016

Description:

Financing

	Fund Type	Grant Year	Grant	Funded Amount	Drawn In Program Year	Drawn Thru Program Year
CDBG	PI			\$14,739.24	\$14,091.15	\$14,091.15
Total	Total			\$14,739.24	\$14,091.15	\$14,091.15

Proposed Accomplishments

Actual Accomplishments

	Owner	Renter	Total	Person
Number assisted:				

Number assisted.

	Total	Hispanic	Total	Hispanic	Total	Hispanic	Total	Hispanic
White:					0	0		
Black/African American:					0	0		
Asian:					0	0		
American Indian/Alaskan Native:					0	0		
Native Hawaiian/Other Pacific Islander:					0	0		
American Indian/Alaskan Native & White:					0	0		
Asian White:					0	0		
Black/African American & White:					0	0		
American Indian/Alaskan Native & Black/African American:					0	0		
Other multi-racial:					0	0		
Asian/Pacific Islander:					0	0		
Hispanic:					0	0		
Total:	0	0	0	0	0	0	0	0
Female-headed Households:					0			

Income Category:

	Owner	Renter	Total	Person
Extremely Low			0	
Low Mod			0	
Moderate			0	
Non Low Moderate			0	
Total	0	0	0	0
Percent Low/Mod				

Annual Accomplishments

No data returned for this view. This might be because the applied filter excludes all data.

PGM Year:	2015
Project:	0104 - 4.191-15 - North Shore Community Park
IDIS Activity:	5794 - 4.191-15 - North Shore Community Park

Status:	Open	Objective:	Create suitable living environments
Location:	70th Ave Sea View Way North Shore, CA 92254	Outcome:	Sustainability
		Matrix Code:	Parks, Recreational Facilities (03F)
		National Objective:	LMA

Initial Funding Date: 12/08/2015

Description:

The Desert Recreation District (DRD) intends to develop a five (5) acre park in the unincorporated community of North Shore. The proposed public use park will include a general purpose sports field, skate plaza, sports court, playground, splash pad, pavilions, restrooms, and parking. Community Development Block Grant (CDBG) funds will be used by DRD for predevelopment and other costs including: architecture, engineering, and design; testing; inspections; project management; and other activities.

Financing

	Fund Type	Grant Year	Grant	Funded Amount	Drawn In Program Year	Drawn Thru Program Year
CDBG	EN	Pre-2015		\$200,000.00	\$0.00	\$0.00

CDBG	LMA	2014	B14UC060506		\$107,339.75	\$107,339.75
Total	Total			\$200,000.00	\$107,339.75	\$107,339.75

Proposed Accomplishments

Public Facilities : 2

Total Population in Service Area: 2,650

Census Tract Percent Low / Mod: 80.00

Annual Accomplishments

Years	Accomplishment Narrative	# Benefitting
2015	Proposed to serve 2,650 in LMA. 12/8/15 new project, BOS 12.8.15, reprog \$200,000 from idis#5737, funding increased to \$200,000. Project Underway. The Desert Recreation District has completed 95% of the pre-construction phase of the North Shore Park Project. The bidding process will soon commence, with bids due in mid-August and the contractor selection being completed by the end of August. Construction is estimated to begin in September, with a seven to eight month construction schedule, putting the project completion date around April 2017.	

PGM Year: 2015

Project: 0105 - 1.77-15 - Good Hope Park Improvements

IDIS Activity: 5795 - 1.77-15 - Good Hope Park Improvements

Status: Open

Location: 21565 Steele Peak Dr Unincorp areas of Good Hope-Meadowbrook Perris, CA 92570-8296

Objective: Create suitable living environments

Outcome: Sustainability

Matrix Code: Parks, Recreational Facilities (03F)

National Objective: LMA

Initial Funding Date: 12/08/2015

Description:

The Riverside County Regional Park and Open Space District will use \$350,000 in Community Development Block Grant (CDBG) funds to pay costs associated with comprehensive improvements and upgrades to the Good Hope Community Center and Park. Improvements will include playgrounds, play surfaces, restrooms, parking, safety & security, Americans with Disabilities Act (ADA) upgrades, landscaping, building renovations, and other enhancements. Eligible costs include construction, materials, design & engineering, inspections, and project administration.

Financing

	Fund Type	Grant Year	Grant	Funded Amount	Drawn In Program Year	Drawn Thru Program Year
CDBG	EN	2015	B15UC060506	\$350,000.00	\$0.00	\$0.00
Total	Total			\$350,000.00	\$0.00	\$0.00

Proposed Accomplishments

Public Facilities : 1

Total Population in Service Area: 29,725

Census Tract Percent Low / Mod: 66.16

Annual Accomplishments

Years	Accomplishment Narrative	# Benefitting
2015	New project, BOS 12/8/15. Proposed to serve 29,725 in LMA. 12/8/15 reprog \$350,000 from idis# 5703, funding increased to \$350,000. Project underway. Riverside County Regional Park and Open-Space District has award Community works for the design phase of their Park project. Improvements include tree removal, safety & security, landscaping, irrigation, demolition of basketball court, site grading and drainage, perimeter trail, athletic field, and other enhancements.	

PGM Year: 2015

Project: 0106 - 3.115-15 - San Jacinto Area Parks Improvements

IDIS Activity: 5796 - 3.115-15 - San Jacinto Parks Improvements Project

Status:	Open	Objective:	Create suitable living environments
Location:	901 W Esplanade Ave Park- 421 Mistle Toe Ave, San Jacinto San Jacinto, CA 92582-4501	Outcome:	Sustainability
		Matrix Code:	Parks, Recreational Facilities (03F)
		National Objective:	LMA

Initial Funding Date: 12/09/2015

Description:

The Valley-Wide Recreation & Park District will use Community Development Block Grant (CDBG) funds to pay for new playground equipment, play surfaces, safety enhancements, and other upgrades at four (4) park locations: Mistletoe Park, Salle Park, Valley-Wide Park, and Valle Vista Park. Eligible expenses include the purchase of playground equipment and surface materials; labor; project management, and other eligible activities. Proposed to benefit 35,345 low-moderate income area residents.

Financing

	Fund Type	Grant Year	Grant	Funded Amount	Drawn In Program Year	Drawn Thru Program Year
CDBG	EN	Pre-2015		\$191,266.00	\$0.00	\$0.00
		2015	B15UC060506	\$308,734.00	\$0.00	\$0.00
Total	Total			\$500,000.00	\$0.00	\$0.00

Proposed Accomplishments

Public Facilities : 1
Total Population in Service Area: 35,345
Census Tract Percent Low / Mod: 56.92

Annual Accomplishments

Years	Accomplishment Narrative	# Benefitting
2015	New project (BOS sub-amend 12/8/15). 12/9/15 reprog \$125,000 from idis#5710, funding increased to \$125,000. 5/4/16 reprog \$375,000 (\$125,000 idis#5797, \$125,000 idis#5798, \$125,000 idis#5799) City combined four park activities into one. Funding increased to \$500,000. Project underway. Valley-Wide Recreation & Park District has award IVL Contractors the Park project. Improvements will be done on 4 parks (Mistletoe, Salle, Valley-wide Regional, and Valle Vista)to include general items of work consisting of installation of new, removal, repair and/or replacement of landscaping, ADA access curb ramps, sidewalks, and all associated work as identified on the construction drawings identified in various locations throughout the Valley Wide Recreation and Park District.	

PGM Year: 2015
Project: 0106 - 3.115-15 - San Jacinto Area Parks Improvements
IDIS Activity: 5797 - 3.115-15 -(B) SJ-Sallee Park Improvements

Status:	Canceled 5/4/2016 12:00:00 AM	Objective:	Create suitable living environments
Location:	901 W Esplanade Ave Salle Park-180 Idyllwild Dr, San Jacinto San Jacinto, CA 92582-4501	Outcome:	Sustainability
		Matrix Code:	Parks, Recreational Facilities (03F)
		National Objective:	LMA

Initial Funding Date: 12/09/2015

Description:

The Valley-Wide Recreation & Park District will use Community Development Block Grant (CDBG) funds to pay for new playground equipment, play surfaces, safety enhancements, and other upgrades at four (4) park locations: This activity is related to Salle Park. Eligible expenses include the purchase of playground equipment and surface materials; labor; project management, and other eligible activities.

Financing

No data returned for this view. This might be because the applied filter excludes all data.

Proposed Accomplishments

Public Facilities : 1

Total Population in Service Area: 15,820

Census Tract Percent Low / Mod: 66.91

Annual Accomplishments

Years	Accomplishment Narrative	# Benefitting
-------	--------------------------	---------------

2015	New project (BOS sub-amend 12/8/15). 12/9/15 reprog \$125,000 from idis#5710, funding increased to \$125,000. 5/4/16 reprog \$125,000 to idis#5796, city is combining four park projects into one. Funding reduced to \$0. Cancel.	
------	--	--

PGM Year: 2015**Project:** 0106 - 3.115-15 - San Jacinto Area Parks Improvements**IDIS Activity:** 5798 - 3.115-15 -(C) SJ-Valley-Wide Park Improvements**Status:** Canceled 5/4/2016 12:00:00 AM**Location:** 901 W Esplanade Ave Park -901 W Esplanade, San Jacinto
San Jacinto, CA 92582-4501**Objective:** Create suitable living environments**Outcome:** Sustainability**Matrix Code:** Parks, Recreational Facilities (03F)**National Objective:** LMA**Initial Funding Date:** 12/09/2015**Description:**

The Valley-Wide Recreation & Park District will use Community Development Block Grant (CDBG) funds to pay for new playground equipment, play surfaces, safety enhancements, and other upgrades at four (4) park locations: This activity is related to Valley-Wide Park. Eligible expenses include the purchase of playground equipment and surface materials; labor; project management, and other eligible activities.

Financing

No data returned for this view. This might be because the applied filter excludes all data.

Proposed Accomplishments

Public Facilities : 1

Total Population in Service Area: 23,505

Census Tract Percent Low / Mod: 58.22

Annual Accomplishments

Years	Accomplishment Narrative	# Benefitting
-------	--------------------------	---------------

2015	New project (BOS sub-amend 12/8/15). 12/9/15 reprog \$125,000 (\$122,960 from idis#5710/ \$2,040 from idis#5777) funding increased to \$125,000. 5/4/16 reprog \$125,000 to idis#5796, City is combining their four park activities into one. Funding reduced to \$0. Cancel.	
------	---	--

PGM Year: 2015**Project:** 0106 - 3.115-15 - San Jacinto Area Parks Improvements**IDIS Activity:** 5799 - 3.115-15 -(D) SJ-Valle Vista Park Improvements**Status:** Canceled 5/4/2016 12:00:00 AM**Location:** 901 W Esplanade Ave Park- 25175 Fairview Ave, Valle Vista
San Jacinto, CA 92582-4501**Objective:** Create suitable living environments**Outcome:** Sustainability**Matrix Code:** Parks, Recreational Facilities (03F)**National Objective:** LMA**Initial Funding Date:** 12/09/2015**Description:**

he Valley-Wide Recreation & Park District will use Community Development Block Grant (CDBG) funds to pay for new playground equipment, play surfaces, safety enhancements, and other upgrades at four (4) park locations: This activity is related to Valle Vista Park. Eligible expenses include the purchase of playground equipment and surface materials; labor; project management, and other eligible activities.

Financing

No data returned for this view. This might be because the applied filter excludes all data.

Proposed Accomplishments

Public Facilities : 1
Total Population in Service Area: 7,940
Census Tract Percent Low / Mod: 55.23

Annual Accomplishments

Years	Accomplishment Narrative	# Benefitting
2015	New project (BOS sub-amend 12/8/15). 12/9/15 reprog \$125,000 from idis#5777, funding increased to \$125,000. 5/4/16 reprog \$125,000 to idis#5796, City combining four Park activities into one. Funding reduced to \$0. Cancel.	
PGM Year:	2015	
Project:	0107 - 3.116-15 - FSA Senior Nutrition Site Program	
IDIS Activity:	5801 - 3.116-15 - FSA Senior Nutrition Site Program	
Status:	Completed 6/24/2016 12:00:00 AM	Objective: Create suitable living environments
Location:	625 S Pico Ave San Jacinto, CA 92583-4130	Outcome: Availability/accessibility
		Matrix Code: Senior Services (05A) National Objective: LMC

Initial Funding Date: 01/14/2016

Description:

Family Service Association will use \$50,000 in Community Development Block Grant (CDBG) funds to payfor staff salaries, utilities, new equipment, and facility repairupgrades at the San Jacinto Community Center. Eligible equipment costs include refrigerator, freezer, dishwasher, sinks, storage racks, dining room tables, and chairs. Eligible repairs and renovations include HVAC, evaporative cooler, water and electrical upgrades, door and wall repairs, and other improvements.

Financing

	Fund Type	Grant Year	Grant	Funded Amount	Drawn In Program Year	Drawn Thru Program Year
CDBG	EN	2015	B15UC060506	\$40,133.44	\$40,133.44	\$40,133.44
Total	Total			\$40,133.44	\$40,133.44	\$40,133.44

Proposed Accomplishments

People (General) : 300

Actual Accomplishments

Number assisted:	Owner		Renter		Total		Person	
	Total	Hispanic	Total	Hispanic	Total	Hispanic	Total	Hispanic
White:	0	0	0	0	0	0	413	34
Black/African American:	0	0	0	0	0	0	40	0
Asian:	0	0	0	0	0	0	16	0
American Indian/Alaskan Native:	0	0	0	0	0	0	7	1
Native Hawaiian/Other Pacific Islander:	0	0	0	0	0	0	3	0
American Indian/Alaskan Native & White:	0	0	0	0	0	0	0	0
Asian White:	0	0	0	0	0	0	0	0
Black/African American & White:	0	0	0	0	0	0	0	0

American Indian/Alaskan Native & Black/African American:	0	0	0	0	0	0	1	0
Other multi-racial:	0	0	0	0	0	0	110	0
Asian/Pacific Islander:	0	0	0	0	0	0	0	0
Hispanic:	0	0	0	0	0	0	0	0
Total:	0	0	0	0	0	0	590	35

Female-headed Households:	0	0	0
---------------------------	---	---	---

Income Category:

	Owner	Renter	Total	Person
Extremely Low	0	0	0	348
Low Mod	0	0	0	105
Moderate	0	0	0	137
Non Low Moderate	0	0	0	0
Total	0	0	0	590
Percent Low/Mod				100.0%

Annual Accomplishments

Years	Accomplishment Narrative	# Benefitting
2015	1/14/15 new project, \$50,000 reprog from idis#5777, funding increased to \$50,000. 6/16/16 reprog \$5,000 to idis#5688, funding reduced to \$45,000. Project is 100% complete. Family Service Association used CDBG funds for staff salaries, utilities and to purchase new equipment for the San Jacinto Community Center. Equipment consisted of two door freezer, two door refrigerator, ice bin, convection oven, water fountain, and microwave. This program provided availability for the purpose of creating a suitable living environment. Reason for discrepancy: Number served is based on all funding sources.Sponsor will not use the remaining funds (\$4,866.56).6/24/16 reprog remaining unused funds to idis#5776, year-end cleanup, funding reduced to \$40,133.44.	

PGM Year:	2015
Project:	0108 - 9.136-15 - Good Hope Community Road Improvement Project
IDIS Activity:	5805 - 9.136-15 - Good Hope Community Road Improvement Project

Status:	Completed 6/30/2016 12:00:00 AM	Objective:	Create suitable living environments
Location:	4080 Lemon St Post Rd. between San Jacinto Ave and Santa Rosa Mine Rd. Riverside, CA 92501-3609	Outcome:	Sustainability
		Matrix Code:	Street Improvements (03K)
		National Objective:	LMA

Initial Funding Date: 02/23/2016

Description:

The County's Transportation Department will use CDBG funds to pay for approximately 70,400 square feet of road improvements on Post Road between San Jacinto Avenue and Santa Rosa Mine Road providing all weather access, vehicular and pedestrian safety, as well as dust mitigation. The improvements will consist of 4 inch asphalt over 6 inch of base.

Financing

	Fund Type	Grant Year	Grant	Funded Amount	Drawn In Program Year	Drawn Thru Program Year
CDBG	EN	Pre-2015		\$252,021.73	\$0.00	\$0.00
		2014	B14UC060506		\$252,021.73	\$252,021.73
		2015	B15UC060506	\$67,114.29	\$67,114.29	\$67,114.29
Total	Total			\$319,136.02	\$319,136.02	\$319,136.02

Proposed Accomplishments

People (General) : 7,225

Total Population in Service Area: 7,225

Census Tract Percent Low / Mod: 55.16

Annual Accomplishments

Years	Accomplishment Narrative	# Benefitting
2015	2/23/16 reprog \$390,000 from idis#5776, funding increased to \$390,000. 7/14/16 reprog remaining unused funds \$70,863.98 to idis#5776, funding reduced to \$319,136.02. Project 100% complete. Riverside Countys Transportation Department used CDBG funds to pay for approximately 70,400 square feet of road improvement in the low-mod income unincorporated community of Good Hope. The improvement is located on Post Road between San Jacinto Avenue and Santa Rosa Mine Road which provide all weather access, vehicular and pedestrian safety access to San Jacinto Ave. Transportation will not use the remaining funds (\$71,331.73).	

PGM Year: 2015

Project: 0115 - 3.117-15 - Valley Restart A-Ride-Home

IDIS Activity: 5808 - 3.117-15 - Valley Restart A-Ride-Home

Status: Completed 6/30/2016 12:00:00 AM

Location: 200 E Menlo Ave Hemet, CA 92543-1432

Objective: Create suitable living environments

Outcome: Availability/accessibility

Matrix Code: Operating Costs of Homeless/AIDS Patients Programs (03T)

National Objective: LMC

Initial Funding Date: 04/15/2016

Description:

Valley Restart Shelter operates a year round shelter servicing homeless individuals and families for a maximum of 90 days. Valley Restart Shelter will provide Greyhound bus tickets to individuals and families to location where they will have verifiable resources in order to eliminate homelessness. CDBG funds will be used for cost of bus ticket, travel supply kit, and case manager (direct cost).

Financing

	Fund Type	Grant Year	Grant	Funded Amount	Drawn In Program Year	Drawn Thru Program Year
CDBG	EN	2015	B15UC060506	\$4,702.80	\$4,702.80	\$4,702.80
Total	Total			\$4,702.80	\$4,702.80	\$4,702.80

Proposed Accomplishments

People (General) : 50

Actual Accomplishments

Number assisted:

	Owner		Renter		Total		Person	
	Total	Hispanic	Total	Hispanic	Total	Hispanic	Total	Hispanic
White:	0	0	0	0	0	0	11	0
Black/African American:	0	0	0	0	0	0	2	0
Asian:	0	0	0	0	0	0	0	0
American Indian/Alaskan Native:	0	0	0	0	0	0	2	2
Native Hawaiian/Other Pacific Islander:	0	0	0	0	0	0	2	0
American Indian/Alaskan Native & White:	0	0	0	0	0	0	0	0
Asian White:	0	0	0	0	0	0	0	0
Black/African American & White:	0	0	0	0	0	0	0	0
American Indian/Alaskan Native & Black/African American:	0	0	0	0	0	0	15	0
Other multi-racial:	0	0	0	0	0	0	0	0
Asian/Pacific Islander:	0	0	0	0	0	0	0	0
Hispanic:	0	0	0	0	0	0	0	0

Total:	0	0	0	0	0	0	32	2
---------------	----------	----------	----------	----------	----------	----------	-----------	----------

Female-headed Households:	0	0	0
---------------------------	---	---	---

Income Category:

	Owner	Renter	Total	Person
Extremely Low	0	0	0	32
Low Mod	0	0	0	0
Moderate	0	0	0	0
Non Low Moderate	0	0	0	0
Total	0	0	0	32
Percent Low/Mod				100.0%

Annual Accomplishments

Years	Accomplishment Narrative	# Benefitting
2015	4/15/16 reprog \$10,000 from idis#5777, funding increased to \$10,000. 7/14/16 reprog remaining unused funds \$5,297.20, funding reduced to \$4,702.80. Complete. Valley Re-Start provided 31 homeless individuals from the Hemet/San Jacinto area with bus tickets to cities where family members or friends resided and who could provide them with shelter.	

PGM Year:	2015
Project:	0116 - 9.137-15 - Ripley Waterwaste System Improvements
IDIS Activity:	5809 - 9.137-15 - Ripley Waterwaste System Improvements

Status:	Open	Objective:	Create suitable living environments
Location:	3403 10th St County CSA 122 Riverside, CA 92501-3670	Outcome:	Sustainability
		Matrix Code:	Water/Sewer Improvements (03J)
		National Objective:	LMA

Initial Funding Date: 04/15/2016

Description:

The County will use CDBG funds to pay for upgrades to the community wastewater and sewer treatment systems including back-up generators, monitoring systems, and other energy-efficient upgrades to ensure continued system operation as well as public health and safety.

Financing

	Fund Type	Grant Year	Grant	Funded Amount	Drawn In Program Year	Drawn Thru Program Year
CDBG	EN	2015	B15UC060506	\$134,676.30	\$101,757.60	\$101,757.60
Total	Total			\$134,676.30	\$101,757.60	\$101,757.60

Proposed Accomplishments

People (General) : 990
 Total Population in Service Area: 990
 Census Tract Percent Low / Mod: 86.36

Annual Accomplishments

Years	Accomplishment Narrative	# Benefitting
2015	4/15/16 reprog \$125,000 from idis#5777, funding increased to \$125,000. Project Underway. To date, the project is 66% complete. The Sponsor has purchased the generator and lift station pumps, and will be submitting the invoice for payment in the near future. The Sponsor continues to work with vendors to develop a treatment facility monitoring system. The project is anticipated to be completed by October 2016. To date, there is no public benefit to report. 6/15/16 reprog \$9,676.30 from idis#5810, funding increased to \$134,676.30.	

PGM Year: 2015
Project: 0117 - 9.138-15 - Mesa Verde Water System Improvements
IDIS Activity: 5810 - 9.138-15 - Mesa Verde Water System Improvements

Status: Completed 6/15/2016 11:33:01 AM Objective: Create suitable living environments
Location: 3403 10th St County (CSA 122) Riverside, CA 92501-3670 Outcome: Sustainability
Matrix Code: Water/Sewer Improvements (03J) National Objective: LMA

Initial Funding Date: 04/15/2016

Description:

The County (CSA 122) will use CDBG funds to replace water meters and construct other improvements to improve water conservation and to reduce lead and other post-treatment contamination in the distribution.

Financing

	Fund Type	Grant Year	Grant	Funded Amount	Drawn In Program Year	Drawn Thru Program Year
CDBG	EN	2015	B15UC060506	\$11,323.70	\$11,323.70	\$11,323.70
Total	Total			\$11,323.70	\$11,323.70	\$11,323.70

Proposed Accomplishments

People (General) : 3,190
Total Population in Service Area: 3,190
Census Tract Percent Low / Mod: 57.05

Annual Accomplishments

Years	Accomplishment Narrative	# Benefitting
2015	4/15/16 reprog \$21,000 from idis#5777, funding increased to \$21,000. Project Complete. CDBG funds were used to purchase water meters to replace out dated/malfunctioning water meters within the low-income community of Mesa Verde. This project will help to provide a viable community and create sustainability for the low income residents. Remaining CDBG funds to be reprogrammed to CDBG Project 9.137-15 Ripley Wastewater System Improvements. 6/15/16 year-end cleanup, reprog \$9,676.30 to idis#5809, funding reduced to \$11,323.70.	

PGM Year: 2015
Project: 0118 - 9.139-15 - Desert Center Wastewater System Improvements
IDIS Activity: 5811 - 9.139-15 - Desert Center Wastewater System Improvements

Status: Open Objective: Create suitable living environments
Location: 3403 10th St Ste 400 Unincorporated Community of Lake Tamarisk Desert Center Riverside, CA 92501-3658 Outcome: Sustainability
Matrix Code: Water/Sewer Improvements (03J) National Objective: LMA

Initial Funding Date: 04/15/2016

Description:

The County will use CDBG funds to pay for the installation of a new back-up generator to ensure continued system operation as well as public health and safety for this remote, rural community. Unincorporated Community of Lake Tamarisk (Desert Center)

Financing

	Fund Type	Grant Year	Grant	Funded Amount	Drawn In Program Year	Drawn Thru Program Year
CDBG	EN	Pre-2015		\$29,510.66	\$0.00	\$0.00
		2014	B14UC060506		\$28,750.00	\$28,750.00
		2015	B15UC060506	\$5,000.00	\$5,000.00	\$5,000.00
Total	Total			\$34,510.66	\$33,750.00	\$33,750.00

Proposed Accomplishments

People (General) : 2,000

Total Population in Service Area: 2,000

Census Tract Percent Low / Mod: 62.25

Annual Accomplishments

Years	Accomplishment Narrative	# Benefitting
2015	4/15/16 reprog \$33,000 from idis#5777 (\$5,000-2015 funds and \$28,000 2014 funds). Funding increased to \$33,000. 5/9/16 reprog \$750 from idis#5777 (to cover additional cost), funding increased to \$33,750. Project Complete. CDBG funds were used to purchase of a new back-up generator to ensure continued system operation as well as public health and safety for this remote, rural community. The purchase and installation of this equipment will promote a viable living community for this low- to moderate-income areas population. Pending final payment of invoice in 2016-17, complete project next year.	

PGM Year: 2014**Project:** 0101 - 4.168-14 - Colorado River Community Center**IDIS Activity:** 5812 - 4.168-14 - Activity Delivery Cost- Colorado River Community Center**Status:** Open**Location:** 10 Rio Loco Blythe, CA 92225-9537**Objective:** Create suitable living environments**Outcome:** Availability/accessibility**Matrix Code:** Public Facilities and Improvement
(General) (03)**National Objective:** LMA**Initial Funding Date:** 05/05/2016**Description:**

CDBG funds will be used for Activity Delivery Cost related to the Colorado River Senior Center Project using CDBG funds to pay for ADA upgrades and facility improvements including kitchen renovations, energy efficiency, water system, foundation stabilization, and other improvements. The Center provides essential services and programs to seniors and residents in the remote Colorado River Communities.

Financing

	Fund Type	Grant Year	Grant	Funded Amount	Drawn In Program Year	Drawn Thru Program Year
CDBG	EN	Pre-2015		\$1,267.43	\$0.00	\$0.00
		2014	B14UC060506		\$1,267.43	\$1,267.43
		2015	B15UC060506	\$9,232.57	\$1,751.94	\$1,751.94
Total	Total			\$10,500.00	\$3,019.37	\$3,019.37

Proposed Accomplishments

Total Population in Service Area: 3,460

Census Tract Percent Low / Mod: 66.76

Annual Accomplishments

Years	Accomplishment Narrative	# Benefitting
2015	5/5/16 reprog \$10,000 from idis#5670 (for activity delivery cost), funding increased to \$10,000. CDBG funds will be used for Activity Delivery Cost related to the Colorado River Senior Center Project using CDBG funds to pay for ADA upgrades and facility improvements including kitchen renovations, energy efficiency, water system, foundation stabilization, and other improvements. The Center provides essential services and programs to seniors and residents in the remote Colorado River Communities. 7/12/16 reprog \$500 from idis#5732, funding increased to \$10,500.	

PGM Year: 2015**Project:** 0105 - 1.77-15 - Good Hope Park Improvements

IDIS Activity: 5813 - 1.77-15 - Activity Delivery Cost- Good Hope Park Improvements

Status:	Open	Objective:	Create suitable living environments
Location:	21565 Steele Peak Dr Unincorp areas of Good Hope-Meadowbrook Perris, CA 92570-8296	Outcome:	Sustainability
		Matrix Code:	Parks, Recreational Facilities (03F)
		National Objective:	LMA

Initial Funding Date: 05/05/2016

Description:

CDBG funds will be used for Activity Delivery Cost for The Riverside County Regional Park and Open Space District Project associated with comprehensive improvements and upgrades to the Good Hope Community Center and Park. Improvements include playgrounds, play surfaces, restrooms, parking, safety & security, Americans with Disabilities Act (ADA) upgrades, landscaping, building renovations, and other enhancements. Eligible costs include construction, materials, design & engineering, inspections, and project administration.

Financing

	Fund Type	Grant Year	Grant	Funded Amount	Drawn In Program Year	Drawn Thru Program Year
CDBG	EN	Pre-2015		\$4,010.33	\$0.00	\$0.00
		2014	B14UC060506		\$22.69	\$22.69
		2015	B15UC060506	\$989.67	\$95.25	\$95.25
Total	Total			\$5,000.00	\$117.94	\$117.94

Proposed Accomplishments

Total Population in Service Area: 29,725
Census Tract Percent Low / Mod: 66.16

Annual Accomplishments

Years	Accomplishment Narrative	# Benefitting
2015	5/5/16 reprog \$5,000 from idis#5777 (for activity delivery cost), funding increased to \$5,000. CDBG funds will be used for Activity Delivery Cost for The Riverside County Regional Park and Open Space District Project associated with comprehensive improvements and upgrades to the Good Hope Community Center and Park. Improvements include playgrounds, play surfaces, restrooms, parking, safety & security, Americans with Disabilities Act (ADA) upgrades, landscaping, building renovations, and other enhancements.	

PGM Year: 2015
Project: 0106 - 3.115-15 - San Jacinto Area Parks Improvements
IDIS Activity: 5814 - 3.115-15 - Activity Delivery Cost- San Jacinto Parks Improvements Project

Status:	Open	Objective:	Create suitable living environments
Location:	901 W Esplanade Ave City Parks San Jacinto, CA 92582-4501	Outcome:	Sustainability
		Matrix Code:	Parks, Recreational Facilities (03F)
		National Objective:	LMA

Initial Funding Date: 05/05/2016

Description:

CDBG funds will be used for Activity Delivery Cost related to the Valley-Wide Recreation & Park District playground equipment, play surfaces, safety enhancements, and other upgrades at four (4) park locations: Mistletoe Park, Salle Park, Valley-Wide Park, and Valle Vista Park. Eligible expenses include the purchase of playground equipment and surface materials; labor; project management, and other eligible activities. Proposed to benefit 35,345 low-moderate income area residents.

Financing

	Fund Type	Grant Year	Grant	Funded Amount	Drawn In Program Year	Drawn Thru Program Year
CDBG	EN	Pre-2015		\$5,000.00	\$0.00	\$0.00
		2014	B14UC060506		\$1,723.03	\$1,723.03

Total	Total			\$5,000.00	\$1,723.03	\$1,723.03
--------------	--------------	--	--	-------------------	-------------------	-------------------

Proposed Accomplishments

Total Population in Service Area: 33,345
Census Tract Percent Low / Mod: 56.92

Annual Accomplishments

Years	Accomplishment Narrative	# Benefitting
--------------	---------------------------------	----------------------

2015 5/5/16 reprog \$5,000 from idis#5777 (for activity delivery cost), funding increased to \$5,000. CDBG funds will be used for Activity Delivery Cost related to the Valley-Wide Recreation & Park District playground equipment, play surfaces, safety enhancements, and other upgrades at four (4) park locations: Mistletoe Park, Salle Park, Valley-Wide Park, and Valle Vista Park.

PGM Year: 2015
Project: 0072 - 3.SJ.04-15 - Downtown San Jacinto Street Improvements
IDIS Activity: 5815 - 3.SJ.04-15 - Activity Delivery Cost- Downtown San Jacinto Street Improvements

Status: Open Objective: Create suitable living environments
Location: 595 S San Jacinto Ave City-wide San Jacinto, CA 92583-4134 Outcome: Sustainability
Matrix Code: Street Improvements (03K) National Objective: LMA

Initial Funding Date: 05/05/2016

Description:

CDBG funds will be used for Activity Service Cost related to the City of San Jacinto project using CDBG funds to construct street improvements that consist of pavement, grinding, overlay, and striping, as well as minor curb/gutter and sidewalk enhancements in low/moderate income areas in the city. The project includes design, engineering, and construction.

Financing

	Fund Type	Grant Year	Grant	Funded Amount	Drawn In Program Year	Drawn Thru Program Year
CDBG	EN	Pre-2015		\$5,000.00	\$0.00	\$0.00
		2014	B14UC060506		\$820.20	\$820.20
Total	Total			\$5,000.00	\$820.20	\$820.20

Proposed Accomplishments

Total Population in Service Area: 8,465
Census Tract Percent Low / Mod: 78.09

Annual Accomplishments

Years	Accomplishment Narrative	# Benefitting
--------------	---------------------------------	----------------------

2015 5/5/16 reprog \$5,000 from idis#5777 (for activity service cost), funding increased to \$5,000. Funding will be used for Program Manager project delivery costs associated with the City of San Jacinto's project to construct street improvements that consist of pavement, grinding, overlay, and striping, as well as minor curb/gutter and sidewalk enhancements.

PGM Year: 2012
Project: 0093 - City of Murrieta
IDIS Activity: 5817 - 3.MR.28-12 - Activity Delivery Cost- Murrieta Senior Center Expansion Project

Status: Open Objective: Create suitable living environments
Location: 41717 Juniper St Murrieta, CA 92562-6265 Outcome: Availability/accessibility
Matrix Code: Senior Centers (03A) National Objective: LMC

Initial Funding Date: 05/11/2016

Description:

CDBG funds will be used for Activity Delivery Costs related to the City of Murrieta senior center facility design and construction expansion project. The 900 square foot expansion will include a new fitness center.

Financing

	Fund Type	Grant Year	Grant	Funded Amount	Drawn In Program Year	Drawn Thru Program Year
CDBG	EN	Pre-2015		\$5,000.00	\$0.00	\$0.00
Total	Total			\$5,000.00	\$0.00	\$0.00

Proposed Accomplishments

Actual Accomplishments

Number assisted:

	Owner		Renter		Total		Person	
	Total	Hispanic	Total	Hispanic	Total	Hispanic	Total	Hispanic
White:	0	0	0	0	0	0		0
Black/African American:	0	0	0	0	0	0	0	0
Asian:	0	0	0	0	0	0	0	0
American Indian/Alaskan Native:	0	0	0	0	0	0	0	0
Native Hawaiian/Other Pacific Islander:	0	0	0	0	0	0	0	0
American Indian/Alaskan Native & White:	0	0	0	0	0	0	0	0
Asian White:	0	0	0	0	0	0	0	0
Black/African American & White:	0	0	0	0	0	0	0	0
American Indian/Alaskan Native & Black/African American:	0	0	0	0	0	0	0	0
Other multi-racial:	0	0	0	0	0	0	0	0
Asian/Pacific Islander:	0	0	0	0	0	0	0	0
Hispanic:	0	0	0	0	0	0	0	0
Total:	0	0	0	0	0	0	0	0

Female-headed Households: 0 0 0

Income Category:

	Owner	Renter	Total	Person
Extremely Low	0	0	0	0
Low Mod	0	0	0	0
Moderate	0	0	0	0
Non Low Moderate	0	0	0	0
Total	0	0	0	0
Percent Low/Mod				

Annual Accomplishments

Years	Accomplishment Narrative	# Benefitting
2015	5/11/16 reprog \$5,000 from idis#5777 (for activity delivery costs), funding increased to \$5,000. Program Manager activity delivery costs will be allocated to this activity as it relates to the City of Murrieta Phase II Senior Center expansion project. The interior improvements include new floor, painting and window treatments. The City is currently completing the bid documents and specifications, they plan to go out to bid in July 2016 with the start of the project set for fall 2016.	

PGM Year: 2015

Project:

0100 - 4.DHS.20-15 - Park Improvement Project

IDIS Activity:

5818 - 4.DHS.20-15 - Activity Delivery Cost- Park Improvement Project

Status:

Open

Objective:

Create suitable living environments

Location:

65950 Pierson Blvd Desert Hot Springs, CA 92240-3044

Outcome:

Sustainability

Matrix Code:

Parks, Recreational Facilities (03F)

National Objective:

LMA

Initial Funding Date:

05/11/2016

Description:

CDBG funds will be used for activity delivery costs related to the park improvements including design, equipment purchases, construction costs, staff salaries, and other costs related to facility improvements at City owned parks throughout the low- to moderate- income community of Desert Hot Springs.

Financing

	Fund Type	Grant Year	Grant	Funded Amount	Drawn In Program Year	Drawn Thru Program Year
CDBG	EN	Pre-2015		\$5,000.00	\$0.00	\$0.00
Total	Total			\$5,000.00	\$0.00	\$0.00

Proposed Accomplishments

Total Population in Service Area: 37,495
Census Tract Percent Low / Mod: 62.58

Annual Accomplishments

Years	Accomplishment Narrative	# Benefitting
2015	5/11/16 reprog \$5,000 from idis#5777 (for activity delivery cost), funding increased to \$5,000. CDBG funds will be used for Program Manager activity delivery costs related to the park improvements which will include design, equipment purchases, construction costs, staff salaries, and other costs related to facility improvements at City owned parks throughout the low- to moderate- income community of Desert Hot Springs.	

PGM Year:

2015

Project:

0055 - 5.76-15 - Noble Creek Park Improvement Project

IDIS Activity:

5819 - 5.76-15 - Activity Delivery Cost- Noble Creek Park Improvement Project

Status:

Open

Objective:

Create suitable living environments

Location:

650 Oak Valley Pkwy Beaumont, CA 92223-1454

Outcome:

Availability/accessibility

Matrix Code:

Parks, Recreational Facilities (03F)

National Objective:

LMC

Initial Funding Date:

05/11/2016

Description:

CDBG funds will be used for activity delivery costs for the Beaumont-Cherry Valley Recreation and Park District ADA restroom expansion, ADA compliant parking and pathway, and signage at the Noble Creek park.

Financing

	Fund Type	Grant Year	Grant	Funded Amount	Drawn In Program Year	Drawn Thru Program Year
CDBG	EN	Pre-2015		\$5,000.00	\$0.00	\$0.00
		2014	B14UC060506		\$372.19	\$372.19
Total	Total			\$5,000.00	\$372.19	\$372.19

Proposed Accomplishments

Actual Accomplishments	Owner	Renter	Total	Person
------------------------	-------	--------	-------	--------

Number assisted:

	Total	Hispanic	Total	Hispanic	Total	Hispanic	Total	Hispanic
White:	0	0	0	0	0	0		0
Black/African American:	0	0	0	0	0	0	0	0
Asian:	0	0	0	0	0	0	0	0
American Indian/Alaskan Native:	0	0	0	0	0	0	0	0
Native Hawaiian/Other Pacific Islander:	0	0	0	0	0	0	0	0
American Indian/Alaskan Native & White:	0	0	0	0	0	0	0	0
Asian White:	0	0	0	0	0	0	0	0
Black/African American & White:	0	0	0	0	0	0	0	0
American Indian/Alaskan Native & Black/African American:	0	0	0	0	0	0	0	0
Other multi-racial:	0	0	0	0	0	0	0	0
Asian/Pacific Islander:	0	0	0	0	0	0	0	0
Hispanic:	0	0	0	0	0	0	0	0
Total:	0	0	0	0	0	0	0	0
Female-headed Households:	0		0		0			

Income Category:

	Owner	Renter	Total	Person
Extremely Low	0	0	0	0
Low Mod	0	0	0	0
Moderate	0	0	0	0
Non Low Moderate	0	0	0	0
Total	0	0	0	0
Percent Low/Mod				

Annual Accomplishments

Years	Accomplishment Narrative	# Benefitting
2015	5/11/16 reprog \$5,000 from idis#5777 (for activity delivery cost), funding increased to \$5,000. CDBG funds will be used for Program Manger activity delivery costs associated with the Beaumont-Cherry Valley Recreation and Park District ADA restroom expansion, ADA compliant parking and pathway, and signage at the Noble Creek park.	

PGM Year:	2015
Project:	0102 - 5.80-15 - March Field Air Museum ADA Project
IDIS Activity:	5821 - 5.80-15 - Activity Delivery Cost- March Field Air Museum ADA Project

Status:	Open	Objective:	Create suitable living environments	
Location:	22550 Van Buren Blvd March Air Reserve Base, CA 92518-2400	Outcome:	Availability/accessibility	
		Matrix Code:	Public Facilities and Improvement (General) (03)	National Objective: LMC

Initial Funding Date: 05/17/2016

Description:

The March Field Air Museum provides a display of aircraft and other military artifact exhibits for review by the community. The museum also offers educational programs and a museum library. The project will allow accessibility to guests by creating sidewalks along pathways leading to the airplanes and along the parking area, and rehabilitation of the front walkway entrance creating an ADA pathway. CDBG funds will be used for Activity Delivery Costs related to project.

Financing

	Fund Type	Grant Year	Grant	Funded Amount	Drawn In Program Year	Drawn Thru Program Year
CDBG	EN	Pre-2015		\$5,000.00	\$0.00	\$0.00
		2014	B14UC060506		\$639.02	\$639.02
Total	Total			\$5,000.00	\$639.02	\$639.02

Proposed Accomplishments

Actual Accomplishments

Number assisted:

	Owner		Renter		Total		Person	
	Total	Hispanic	Total	Hispanic	Total	Hispanic	Total	Hispanic
White:	0	0	0	0	0	0		0
Black/African American:	0	0	0	0	0	0	0	0
Asian:	0	0	0	0	0	0	0	0
American Indian/Alaskan Native:	0	0	0	0	0	0	0	0
Native Hawaiian/Other Pacific Islander:	0	0	0	0	0	0	0	0
American Indian/Alaskan Native & White:	0	0	0	0	0	0	0	0
Asian White:	0	0	0	0	0	0	0	0
Black/African American & White:	0	0	0	0	0	0	0	0
American Indian/Alaskan Native & Black/African American:	0	0	0	0	0	0	0	0
Other multi-racial:	0	0	0	0	0	0	0	0
Asian/Pacific Islander:	0	0	0	0	0	0	0	0
Hispanic:	0	0	0	0	0	0	0	0
Total:	0	0	0	0	0	0	0	0
Female-headed Households:	0		0		0			

Income Category:

	Owner	Renter	Total	Person
Extremely Low	0	0	0	0
Low Mod	0	0	0	0
Moderate	0	0	0	0
Non Low Moderate	0	0	0	0
Total	0	0	0	0
Percent Low/Mod				

Annual Accomplishments

Years	Accomplishment Narrative	# Benefitting
2015	5/17/16 reprog \$5,000 from idis#5777 (for activity delivery cost),funding increased to \$5,000. CDBG funds will be used for Program Manager activity delivery costs associated with the construction of sidewalks/pathways leading to the airplanes and along the parking area, and rehabilitation of the front walkway entrance creating an ADA pathway.	
PGM Year:	2015	
Project:	0079 - 5.BEA.27-15 - Street and Sidewalk Repair	
IDIS Activity:	5822 - 5.BEA.27-15 -Activity Delivery Cost- Street and Sidewalk Repair	
Status:	Open	Objective: Create suitable living environments
Location:	550 E 6th St Beaumont, CA 92223-2253	Outcome: Availability/accessibility

Initial Funding Date: 05/17/2016

Description:

CDBG funds will be used for Activity Delivery Cost related to the City of Beaumont street improvements along California, Orange, Beaumont, and Cherry Avenue, and 1st through 8th Street to construct sidewalks, to improve pedestrian safety and ADA accessibility.

Financing

	Fund Type	Grant Year	Grant	Funded Amount	Drawn In Program Year	Drawn Thru Program Year
CDBG	EN	Pre-2015		\$5,000.00	\$0.00	\$0.00
		2014	B14UC060506		\$411.49	\$411.49
Total	Total			\$5,000.00	\$411.49	\$411.49

Proposed Accomplishments

Total Population in Service Area: 8,525

Census Tract Percent Low / Mod: 60.94

Annual Accomplishments

Years	Accomplishment Narrative	# Benefitting
2015	5/17/16 reprog \$5,000 from idis#5777 (Activity Delivery Cost), funding increased to \$5,000. CDBG funds will be used for Program Manager activity delivery costs associated with the City of Beaumont street improvement project along California, Orange, Beaumont, and Cherry Avenue, and 1st through 8th Street to construct sidewalks, to improve pedestrian safety and ADA accessibility.	

PGM Year: 2015**Project:** 0050 - 4.188-15 - Desert AIDS Generator Project, Phase I**IDIS Activity:** 5823 - 4.188-15 - Activity Delivery Cost- Desert AIDS Generator Project, Phase I**Status:** Open**Location:** 1695 N Sunrise Way Palm Springs, CA 92262-3701**Objective:** Create suitable living environments**Outcome:** Availability/accessibility**Matrix Code:** Facilities for AIDS Patients (not operating costs) (03S)**National Objective:** LMC

Initial Funding Date: 05/18/2016

Description:

The Desert AIDS Project provides medical care and comprehensive support services to people living with HIV/AIDS in the desert community. Activity Delivery costs will be charged to the D.A.P. project associated with the first phase of installing an EPA certified emergency back-up generator. D.A.P. expenses include labor, materials, construction plans, consultants, and permit fees.

Financing

	Fund Type	Grant Year	Grant	Funded Amount	Drawn In Program Year	Drawn Thru Program Year
CDBG	EN	Pre-2015		\$3,000.00	\$0.00	\$0.00
		2014	B14UC060506		\$649.39	\$649.39
Total	Total			\$3,000.00	\$649.39	\$649.39

Proposed Accomplishments**Actual Accomplishments**

Number assisted:	Owner		Renter		Total		Person	
	Total	Hispanic	Total	Hispanic	Total	Hispanic	Total	Hispanic
White:	0	0	0	0	0	0	0	0

Black/African American:	0	0	0	0	0	0	0	0
Asian:	0	0	0	0	0	0	0	0
American Indian/Alaskan Native:	0	0	0	0	0	0	0	0
Native Hawaiian/Other Pacific Islander:	0	0	0	0	0	0	0	0
American Indian/Alaskan Native & White:	0	0	0	0	0	0	0	0
Asian White:	0	0	0	0	0	0	0	0
Black/African American & White:	0	0	0	0	0	0	0	0
American Indian/Alaskan Native & Black/African American:	0	0	0	0	0	0	0	0
Other multi-racial:	0	0	0	0	0	0	0	0
Asian/Pacific Islander:	0	0	0	0	0	0	0	0
Hispanic:	0	0	0	0	0	0	0	0
Total:	0	0	0	0	0	0	0	0

Female-headed Households:	0	0	0
---------------------------	---	---	---

Income Category:

	Owner	Renter	Total	Person
Extremely Low	0	0	0	0
Low Mod	0	0	0	0
Moderate	0	0	0	0
Non Low Moderate	0	0	0	0
Total	0	0	0	0
Percent Low/Mod				

Annual Accomplishments

Years	Accomplishment Narrative	# Benefitting
2015	5/18/16 reprog \$3,000 from idis#5777 (for Activity Delivery costs), funding increased to \$3,000. The Desert AIDS Project provides medical care and comprehensive support services to people living with HIV/AIDS in the desert community. Program Manager activity delivery costs associated with the first phase of the D.A.P. project, installing an EPA certified emergency back-up generator. D.A.P., will be charged to this activity.	

PGM Year:	2015
Project:	0076 - 4.IW.10-15 - ADA Improvement Project
IDIS Activity:	5824 - 4.IW.10-15 - Activity Delivery Cost- ADA Improvement Project

Status:	Open	Objective:	Provide decent affordable housing
Location:	44950 Eldorado Dr Indian Wells, CA 92210-7414	Outcome:	Affordability
		Matrix Code:	Rehab; Other Publicly-Owned Residential Buildings (14D)
		National Objective:	LMH

Initial Funding Date: 05/18/2016

Description:

Activity Delivery Costs will be charged to the City of Indian Wells construction ADA Improvements at city-owned properties and facilities. City will use CDBG funds will be used for design, construction, materials, staff salaries, and other direct project expenses.

Financing

	Fund Type	Grant Year	Grant	Funded Amount	Drawn In Program Year	Drawn Thru Program Year
CDBG	EN	Pre-2015		\$3,000.00	\$0.00	\$0.00

CDBG	Line	2014	B14UC060506		\$153.03	\$153.03
Total	Total			\$3,000.00	\$153.03	\$153.03

Proposed Accomplishments

Actual Accomplishments

	Owner		Renter		Total		Person	
Number assisted:	Total	Hispanic	Total	Hispanic	Total	Hispanic	Total	Hispanic
White:	0	0	0	0	0	0		0
Black/African American:	0	0	0	0	0	0	0	0
Asian:	0	0	0	0	0	0	0	0
American Indian/Alaskan Native:	0	0	0	0	0	0	0	0
Native Hawaiian/Other Pacific Islander:	0	0	0	0	0	0	0	0
American Indian/Alaskan Native & White:	0	0	0	0	0	0	0	0
Asian White:	0	0	0	0	0	0	0	0
Black/African American & White:	0	0	0	0	0	0	0	0
American Indian/Alaskan Native & Black/African American:	0	0	0	0	0	0	0	0
Other multi-racial:	0	0	0	0	0	0	0	0
Asian/Pacific Islander:	0	0	0	0	0	0	0	0
Hispanic:	0	0	0	0	0	0	0	0
Total:	0	0	0	0	0	0	0	0
Female-headed Households:	0		0		0			

Income Category:

	Owner	Renter	Total	Person
Extremely Low	0	0	0	0
Low Mod	0	0	0	0
Moderate	0	0	0	0
Non Low Moderate	0	0	0	0
Total	0	0	0	0
Percent Low/Mod				

Annual Accomplishments

Years	Accomplishment Narrative	# Benefitting
2015	5/18/16 reprog \$3,000 from idis#5777 (for Activity Delivery Costs), funding increased to \$3,000. Program Manager activity delivery costs associated with the City of Indian Wells ADA Improvements at city-owned properties and facilities will be charged to this activity. City is using CDBG funds for design, construction, materials, staff salaries, and other direct project expenses.	

PGM Year:	2015
Project:	0080 - 5.BN.32-15 - Lions Park ADA Improvements
IDIS Activity:	5825 - 5.BN.32-15 - Activity Delivery Cost- Lions Park ADA Improvements

Status:	Open	Objective:	Create suitable living environments
Location:	955 N Hargrave St Banning, CA 92220-2627	Outcome:	Availability/accessibility
		Matrix Code:	Parks, Recreational Facilities (03F)
		National Objective:	LMA

Initial Funding Date: 05/19/2016

Description:

Program Manager Activity Delivery Costs will be charged to the City of Banning for their project related to the design and construction of improvements to Lions Park for ADA compliance. City improvements will be to their parking lot, restrooms, and field areas to provide access to individuals with disabilities.

Financing

	Fund Type	Grant Year	Grant	Funded Amount	Drawn In Program Year	Drawn Thru Program Year
CDBG	EN	Pre-2015		\$5,000.00	\$0.00	\$0.00
		2014	B14UC060506		\$182.42	\$182.42
Total	Total			\$5,000.00	\$182.42	\$182.42

Proposed Accomplishments

Total Population in Service Area: 13,134

Census Tract Percent Low / Mod: 63.05

Annual Accomplishments

Years	Accomplishment Narrative	# Benefitting
2015	5/19/16 reprog \$5,000 from idis#5777 (For PM Activity Delivery Costs), funding increased to \$5,000. Program Manager activity delivery costs associated with the City design and construction improvement project to Lions Park for ADA compliance will be charged to this activity. City improvements will be to their parking lot, restrooms, and field areas to provide access to individuals with disabilities.	

PGM Year: 2015
Project: 0048 - 4.186-15 - Desert Arc ADA Improvements
IDIS Activity: 5827 - 4.186-15 - Activity Delivery Cost- Desert Arc ADA Improvements

Status: Open Objective: Create suitable living environments
 Location: 73255 Country Club Dr Palm Desert, CA 92260-2309 Outcome: Availability/accessibility
 Matrix Code: Handicapped Centers (03B) National Objective: LMC

Initial Funding Date: 06/01/2016

Description:

Desert Arc serves the needs of severely disabled adults in Coachella Valley. The Desert Arc's current parking lot is in disrepair and is creating an architectural barrier to disabled clients accessing services at the center. CDBG funds will be used for activity delivery costs associated with the upgrade and improvement of the paved areas.

Financing

	Fund Type	Grant Year	Grant	Funded Amount	Drawn In Program Year	Drawn Thru Program Year
CDBG	EN	Pre-2015		\$5,000.00	\$0.00	\$0.00
		2014	B14UC060506		\$115.70	\$115.70
Total	Total			\$5,000.00	\$115.70	\$115.70

Proposed Accomplishments**Actual Accomplishments**

Number assisted:

	Owner		Renter		Total		Person	
	Total	Hispanic	Total	Hispanic	Total	Hispanic	Total	Hispanic
White:	0	0	0	0	0	0		0
Black/African American:	0	0	0	0	0	0	0	0
Asian:	0	0	0	0	0	0	0	0
American Indian/Alaskan Native:	0	0	0	0	0	0	0	0
Native Hawaiian/Other Pacific Islander:	0	0	0	0	0	0	0	0

American Indian/Alaskan Native & White:	0	0	0	0	0	0	0	0
Asian White:	0	0	0	0	0	0	0	0
Black/African American & White:	0	0	0	0	0	0	0	0
American Indian/Alaskan Native & Black/African American:	0	0	0	0	0	0	0	0
Other multi-racial:	0	0	0	0	0	0	0	0
Asian/Pacific Islander:	0	0	0	0	0	0	0	0
Hispanic:	0	0	0	0	0	0	0	0
Total:	0	0	0	0	0	0	0	0

Female-headed Households:	0	0	0
---------------------------	---	---	---

Income Category:

	Owner	Renter	Total	Person
Extremely Low	0	0	0	0
Low Mod	0	0	0	0
Moderate	0	0	0	0
Non Low Moderate	0	0	0	0
Total	0	0	0	0
Percent Low/Mod				

Annual Accomplishments

Years	Accomplishment Narrative	# Benefitting
2015	6/1/16 reprog \$5,000 from idis#5777, for activity delivery costs, funding increased to \$5,000. Desert Arc serves the needs of severely disabled adults in Coachella Valley. The Desert Arc's current parking lot is in disrepair and is creating an architectural barrier to disabled clients accessing services at the center. CDBG funds will be used for activity delivery costs associated with the upgrade and improvement of the paved areas.	
PGM Year:	2015	
Project:	0047 - 4.185-15 - Mizell Senior Center Painting/Roof Project	
IDIS Activity:	5829 - 4.185-15 -Activity Delivery Cost- Mizell Senior Center Painting/Roof Project	

Status:	Completed 6/30/2016 12:00:00 AM	Objective:	Create suitable living environments	
Location:	3403 10th St Riverside, CA 92501-3670	Outcome:	Sustainability	
		Matrix Code:	Senior Centers (03A)	National Objective: LMC

Initial Funding Date: 06/16/2016

Description:

The Mizell Senior Center provides a variety of program and services to seniors in the greater Palm Springs area. CDBG funds will be used for activity delivery costs associated with the exterior painting and roof repairs.

Financing

	Fund Type	Grant Year	Grant	Funded Amount	Drawn In Program Year	Drawn Thru Program Year
CDBG	EN	2015	B15UC060506	\$321.01	\$321.01	\$321.01
Total	Total			\$321.01	\$321.01	\$321.01

Proposed Accomplishments

Actual Accomplishments

	Owner		Renter		Total		Person	
Number assisted:	Total	Hispanic	Total	Hispanic	Total	Hispanic	Total	Hispanic

White:	0	0	0	0	0	0	0	0
Black/African American:	0	0	0	0	0	0	0	0
Asian:	0	0	0	0	0	0	0	0
American Indian/Alaskan Native:	0	0	0	0	0	0	0	0
Native Hawaiian/Other Pacific Islander:	0	0	0	0	0	0	0	0
American Indian/Alaskan Native & White:	0	0	0	0	0	0	0	0
Asian White:	0	0	0	0	0	0	0	0
Black/African American & White:	0	0	0	0	0	0	0	0
American Indian/Alaskan Native & Black/African American:	0	0	0	0	0	0	0	0
Other multi-racial:	0	0	0	0	0	0	0	0
Asian/Pacific Islander:	0	0	0	0	0	0	0	0
Hispanic:	0	0	0	0	0	0	0	0
Total:	0	0	0	0	0	0	0	0

Female-headed Households: 0 0 0

Income Category:

	Owner	Renter	Total	Person
Extremely Low	0	0	0	0
Low Mod	0	0	0	0
Moderate	0	0	0	0
Non Low Moderate	0	0	0	0
Total	0	0	0	0
Percent Low/Mod				

Annual Accomplishments

Years	Accomplishment Narrative	# Benefitting
2015	6/16/16 reprog \$3,000 from idis#5777, funding increased to \$3,000. Project complete. 8/8/16 year-end cleanup, reprog remaining unused funds to idis#5776, funding reduced to \$321.01.	

PGM Year:	2015
Project:	0119 - 3.SJ.05-15 -San Jacinto Code Enforcement
IDIS Activity:	5831 - 3.SJ.05-15 -San Jacinto Code Enforcement

Status:	Open	Objective:	Create suitable living environments
Location:	595 S San Jacinto Ave Citywide San Jacinto, CA 92583-4134	Outcome:	Sustainability
		Matrix Code:	Code Enforcement (15)
		National Objective:	LMA

Initial Funding Date: 06/23/2016

Description:

CDBG funds will be used by the City in contract with the County Code Enforcement Department to conduct enhanced code enforcement activities in targeted unincorporated areas of the City. The purpose of code enforcement is to enhance public safety and the quality of life, through fair enforcement of laws and codes, in partnership with communities, as well as, private and publically-funded improvements, rehabilitations, and other services. The CDBG funded code enforcement will target dangerous and substandard structures, zoning violations, and other health and safety issues. Eligible costs include the salaries, overhead, and related expenses of code enforcement officers and legal proceedings.

Financing

	Fund Type	Grant Year	Grant	Funded Amount	Drawn In Program Year	Drawn Thru Program Year
--	-----------	------------	-------	---------------	-----------------------	-------------------------

CDBG	EN	2015	B15UC060506	\$160,000.00	\$29,094.92	\$29,094.92
Total	Total			\$160,000.00	\$29,094.92	\$29,094.92

Proposed Accomplishments

People (General) : 20,085

Total Population in Service Area: 20,085

Census Tract Percent Low / Mod: 67.64

Annual Accomplishments

Years	Accomplishment Narrative	# Benefitting
-------	--------------------------	---------------

2015 6/23/16 reprog \$160,000 from idis#5766, funding increased to \$160,000. Project added in 15-16 OYAP- Minor Amendment document approved by HUD. Project is 18% complete. The City of San Jacinto provided Code Enforcement services that include addressing substandard structures and neighborhood clean-ups in the low income areas of the city.

PGM Year: 2015

Project: 0083 - 0.145-15 - Critical Home Maintenance & Repair Program

IDIS Activity: 5832 - 0.145-15 - Activity Delivery Cost- Critical Home Maintenance & Repair Program

Status: Open Objective: Provide decent affordable housing

Location: 27475 Ynez Rd 3rd and 5th Districts Temecula, CA 92591-4612 Outcome: Affordability

Matrix Code: Rehab; Single-Unit Residential (14A) National Objective: LMH

Initial Funding Date: 06/29/2016

Description:

CDBG funds will be used for Program Manager activity delivery costs associated with the Habitat for Humanity preventative home maintenance and critical home repair program for low-income individuals residing in the 3rd and 5th districts. The program provides minor home repairs such as roof repair, painting, landscaping, ADA access, and fence repair. More critical projects include water heater installation, furnace, fan andor AC installation.

Financing

	Fund Type	Grant Year	Grant	Funded Amount	Drawn In Program Year	Drawn Thru Program Year
CDBG	EN	Pre-2015		\$3,000.00	\$0.00	\$0.00
		2014	B14UC060506		\$459.97	\$459.97
Total	Total			\$3,000.00	\$459.97	\$459.97

Proposed Accomplishments - 4

Actual Accomplishments

Number assisted:

	Owner		Renter		Total		Person	
	Total	Hispanic	Total	Hispanic	Total	Hispanic	Total	Hispanic
White:	0	0	0	0	0	0		0
Black/African American:	0	0	0	0	0	0	0	0
Asian:	0	0	0	0	0	0	0	0
American Indian/Alaskan Native:	0	0	0	0	0	0	0	0
Native Hawaiian/Other Pacific Islander:	0	0	0	0	0	0	0	0
American Indian/Alaskan Native & White:	0	0	0	0	0	0	0	0
Asian White:	0	0	0	0	0	0	0	0
Black/African American & White:	0	0	0	0	0	0	0	0
American Indian/Alaskan Native & Black/African American:	0	0	0	0	0	0	0	0
Other multi-racial:	0	0	0	0	0	0	0	0

Asian/Pacific Islander:	0	0	0	0	0	0	0	0
Hispanic:	0	0	0	0	0	0	0	0
Total:	0	0	0	0	0	0	0	0

Female-headed Households:	0	0	0
---------------------------	---	---	---

Income Category:

	Owner	Renter	Total	Person
Extremely Low	0	0	0	0
Low Mod	0	0	0	0
Moderate	0	0	0	0
Non Low Moderate	0	0	0	0
Total	0	0	0	0
Percent Low/Mod				

Annual Accomplishments

Years	Accomplishment Narrative	# Benefitting
2015	6/29/16 reprog \$3,000 from idis#5777, funding increased to \$3,000. CDBG funds will be used for Program Manager activity delivery costs associated with the Habitat for Humanity preventative home maintenance and critical home repair program for low-income individuals residing in the 3rd and 5th districts.	

Total Funded Amount:	\$24,126,817.19
Total Drawn Thru Program Year:	\$12,081,216.64
Total Drawn In Program Year:	\$6,885,112.85

APPENDIX C

IDIS Reports

PR03 - CDBG Activity Summary Report

PR03 - BOSMAC Report (Summary of CDBG Activities)

PR07 - CDBG and HOME Drawdown Reports

PR10 - CDBG Housing Activities

PR15 - Cost Per Home Assisted Unit/Family

PR16 - HOME Lower Income Benefit

PR23 - Summary of Accomplishments Reports (CDBG/HOME)

PR25 - Status of CHDO Funds by Fiscal Year

PR26 - Financial Summary

PR33 - HOME Matching Liability Report

PR50 - Grantee CDBG Expenditure Report

PR51 - Grantee CDBG Accomplishment Report

PR83 CDBG-Sections 1-3 CDBG Performance Measurements Report

PR85 - Housing Performance Report

PR91 - ESG Financial Summary

PR03 - BOSMAC Report (Summary of CDBG Activities)

PR03- BOSMAC (original)

Grantee: RIVERSIDE COUNTY

Report date: 8/3/16

Rpt Program Year: 2015

July 1, 2011 - June 30, 2016

Year	IDIS Activity #	Activity Name	NatObj	PctLM	MTX	Status	Object ives	Outco mes	Funded	Draw Thru Amount	Draw In Amount	Balance	Acco mp Type
2014	5580	0.129-14 - Habitat for Humanity	LMH	0	14A	C	2	2	20,000.00	20,000.00	20,000.00	0.00	10
2014	5581	0.130-14 - Critical Home Maintenance & Repairs Program	LMH	0	14A	C	2	2	11,965.00	11,965.00	8,184.79	0.00	10
2015	5679	0.132-15 - Operation School Bell	LMC	0	05	C	1	2	36,525.00	36,525.00	36,525.00	0.00	01
2015	5680	0.133-15 - S.A.F.E. Domestic Violence Services	LMC	0	05G	C	1	1	16,000.00	16,000.00	16,000.00	0.00	01
2015	5681	0.134-15 - Helping People in Need	LMC	0	05	C	1	1	70,883.00	70,883.00	70,883.00	0.00	01
2015	5682	0.135-15 - Wildomar Senior Center Transportation Program	LMC	0	05A	C	1	1	8,000.00	8,000.00	8,000.00	0.00	01
2015	5683	0.136-15 - Blythe Emergency Food Pantry	LMC	0	05W	C	1	1	11,089.00	11,089.00	11,089.00	0.00	01
2015	5684	0.137-15 - Blythe Harmony Kitchen	LMC	0	05W	C	1	1	11,119.96	11,119.96	11,119.96	0.00	01
2015	5685	0.138-15 - Boys and Girls Club-Camp Kids Program	LMC	0	05L	C	1	1	22,358.00	22,358.00	22,358.00	0.00	01
2015	5686	0.139-15 - Boys and Girls Club-Teen Town Program	LMC	0	05	C	1	1	10,000.00	10,000.00	10,000.00	0.00	01
2015	5687	0.140-15 - Project Independence	LMC	0	05N	C	1	2	7,000.00	7,000.00	7,000.00	0.00	01
2015	5688	0.141-15 - Court Appointed Special Advocates (CASA) Program	LMC	0	05N	C	1	1	32,000.00	32,000.00	32,000.00	0.00	01
2015	5689	0.142-15 - Community Impact Plans	LMA	62.85	15	C	1	3	290,000.00	290,000.00	290,000.00	0.00	01
2015	5690	0.143-15 - Home Enhancement Grant Program	LMH	0	14A	O	2	2	395,000.00	18,900.69	18,900.69	376,099.31	10
2015	5691	0.144-15 - Community Food Pantry of Murrieta	LMC	0	05	C	1	1	23,567.00	23,567.00	23,567.00	0.00	01
2015	5832	0.145-15 - Activity Delivery Cost- Critical Home Maintenance & Repair Program	LMH	0	14A	O	2	2	3,000.00	459.97	459.97	2,540.03	10
2015	5693	0.145-15 - Critical Home Maintenance & Repair Program	LMH	0	14A	O	2	2	23,500.00	0.00	0.00	23,500.00	10
2015	5694	0.146-15 - STEM Program for Disadvantaged Youth	LMC	0	05	C	1	1	10,000.00	10,000.00	10,000.00	0.00	01

2015	5695	0.147-15 - Care-A-Van Transit	LMC	0	05	C	1	1	19,500.00	19,500.00	19,500.00	0.00	01
2015	5696	0.148-15 - Valley-Wide Youth Scholarship Program	LMC	0	05D	C	1	2	5,391.00	5,391.00	5,391.00	0.00	01
2015	5697	0.149-15 - Women's Health Assistance Program	LMC	0	05	C	1	1	12,500.00	12,500.00	12,500.00	0.00	01
2015	5698	0.150-15 - Kin Care	LMC	0	05N	C	1	1	14,500.00	14,500.00	14,500.00	0.00	01
2015	5699	0.151-15 - Riverside County Affordable Solar Housing Program	LMH	0	14F	O	2	2	10,000.00	5,000.00	5,000.00	5,000.00	10
2015	5700	1.73-15 - Whiteside Manor's Transitional Housing for Dually Diagnosed	LMC	0	03T	C	1	1	35,000.00	35,000.00	35,000.00	0.00	01
2015	5701	1.74-15 - Mead Valley Community Center	LMA	53.59	05	C	1	1	99,840.00	99,840.00	99,840.00	0.00	01
2015	5702	1.75-15 - Good Hope Community Center	LMA	65.03	05	C	1	1	49,310.00	49,310.00	49,310.00	0.00	01
2015	5703	1.76-15 - 1st District Public Facility Fund	LMC	0	03	O	1	3	10,000.00	0.00	0.00	10,000.00	11
2015	5813	1.77-15 - Activity Delivery Cost- Good Hope Park Improvements	LMA	66.16	03F	O	1	3	5,000.00	117.94	117.94	4,882.06	11
2015	5795	1.77-15 - Good Hope Park Improvements	LMA	66.16	03F	O	1	3	350,000.00	0.00	0.00	350,000.00	11
2013	5523	1.CL.01-13 Canyon Lake Public Facility Project Fund	LMC	0	03	X	2	2	0.00	0.00	0.00	0.00	11
2014	5587	1.CL.02-14 - Home Repair Program	LMH	0	14A	O	2	2	55,652.00	30,156.00	4,863.00	25,496.00	10
2015	5746	1.CL.04-15- Canyon Lake Home Repair Program	LMH	0	14A	O	2	2	20,782.00	0.00	0.00	20,782.00	10
2013	5505	1.LE.31-13 - ADA Sidewalk Project	LMC	0	03L	C	1	1	133,228.06	133,228.06	103,637.45	0.00	01
2013	5508	1.LE.34-13 - CDBG Administrative Costs - EDA	0	0	21A	C	0	0	45,908.00	45,908.00	19,303.18	0.00	0
2014	5588	1.LE.36-14 - City of Lake Elsinore Sidewalk Improvements	LMA	65	03L	O	1	1	174,720.69	3,024.78	3,024.78	171,695.91	01
2014	5594	1.LE.42-14 - CDBG Administrative Costs-EDA	0	0	21A	O	0	0	46,418.00	39,650.38	39,650.38	6,767.62	0
2015	5754	1.LE.44-15 - Lake Elsinore Sidewalk Improvements	LMA	65.12	03K	O	1	1	197,811.67	0.00	0.00	197,811.67	01
2015	5755	1.LE.45-15 - Lake Elsinore Senior Center	LMC	0	03A	O	1	1	19,154.00	0.00	0.00	19,154.00	11
2015	5756	1.LE.46-15 - Boys & Girls Clubs of Southwest County	LMC	0	05	C	1	1	10,000.00	10,000.00	10,000.00	0.00	01
2015	5757	1.LE.47-15 - Code Enforcement	LMA	57.51	15	C	1	3	100,000.00	100,000.00	100,000.00	0.00	01
2015	5758	1.LE.48-15 - CDBG Administrative Cost - Lake Elsinore	0	0	21A	C	0	0	5,224.33	5,224.33	5,224.33	0.00	0

2015	5759	1.LE.49-15 - CDBG Administrative Cost - EDA	0	0	21A	O	0	0	50,889.00	0.00	0.00	50,889.00	0
2013	5537	1.WD.04-13 Wildomar Street Improvement Project	LMA	57.6	03K	X	1	3	0.00	0.00	0.00	0.00	01
2014	5595	1.WD.07-14 - City of Wildomar Gateway Park Project	LMA	74.1	03F	X	1	3	0.00	0.00	0.00	0.00	11
2015	5767	1.WD.10-15 - Code Enforcement	LMA	52.65	15	X	1	3	0.00	0.00	0.00	0.00	01
2015	5768	1.WD.11-15 - City Public Facility Fund	LMC	0	03	X	1	3	0.00	0.00	0.00	0.00	11
2015	5769	1.WD.12-15 - Wildomar/Sedco Sidewalk Project	LMA	74.09	03L	O	1	3	235,517.50	0.00	0.00	235,517.50	01
2013	5464	2.57-13 - Eddie Dee Smith Senior Center Improvement Project	LMC	0	03A	O	1	3	852,147.96	186,066.39	81,203.43	666,081.57	11
2014	5600	2.62-14 - 2nd District Public Facility Fund	LMC	0	03	X	1	3	0.00	0.00	0.00	0.00	11
2015	5704	2.66-15 - Highgrove Community Services	LMA	57.03	05	C	1	1	85,000.00	85,000.00	85,000.00	0.00	01
2015	5705	2.67-15 - Eddie Dee Smith Senior Center	LMC	0	05A	C	1	1	97,124.00	97,124.00	97,124.00	0.00	01
2015	5706	2.68-15 - 2nd District Public Facility Fund	LMC	0	03	X	1	3	0.00	0.00	0.00	0.00	11
2012	5354	2.EV.02-12 - Repair and Addition of Sidewalks	LMC	0	03L	O	1	1	163,733.00	22,823.49	0.00	140,909.51	01
2014	5601	2.EV.06-14 - Eastvale Pedestrian Accessibility Improvements - Phase III	LMC	0	03L	O	1	1	249,887.67	20,475.59	20,475.59	229,412.08	01
2015	5750	2.EV.09-15 - Eastvale Pedestrian Accessibility Improvements	LMC	0	03L	O	1	1	130,152.00	0.00	0.00	130,152.00	01
2015	5751	2.EV.10-15 - Youth Recreation Scholarship Program	LMC	0	05D	C	1	2	5,170.00	5,170.00	5,170.00	0.00	01
2015	5753	2.JV.01-15 - Citywide ADA Curb, Ramp, and Sidewalk Upgrades	LMC	0	03L	O	1	1	115,990.00	0.00	0.00	115,990.00	01
2014	5671	2.NR.35-14 - Norco Community Center ADA Upgrades	LMC	0	03E	O	1	1	171,359.81	0.00	0.00	171,359.81	11
2015	5763	2.NR.36-15 - Senior Recreation and Community Services	LMC	0	05A	C	1	1	11,502.00	11,502.00	11,502.00	0.00	01
2015	5764	2.NR.37-15 - Norco Party Partners for Developmentally Challenged	LMC	0	05B	X	1	1	0.00	0.00	0.00	0.00	01
2015	5765	2.NR.38-15 - Ingalls Park ADA Restroom Project Phase II	LMC	0	03F	O	1	1	70,657.00	0.00	0.00	70,657.00	11
2014	5610	3.106-14 - Solar Energy Project - EXCEED Vocational Training Center - Phase 2	LMC	0	03B	C	1	1	110,000.00	110,000.00	110,000.00	0.00	11
2014	5612	3.108-14 - 3rd District Public Facility Fund	LMC	0	03	X	1	3	0.00	0.00	0.00	0.00	11

2015	5707	3.111-15 - Idyllwild HELP Center	LMC	0	05	C	1	1	10,000.00	10,000.00	10,000.00	0.00	01
2015	5708	3.112-15 - Operation School Bell	LMC	0	05	C	1	2	7,500.00	7,500.00	7,500.00	0.00	01
2015	5709	3.113-15 - The Community Pantry	LMC	0	05W	C	1	1	30,000.00	30,000.00	30,000.00	0.00	01
2015	5710	3.114-15 - 3rd District Public Facility Fund	LMC	0	03	X	1	3	0.00	0.00	0.00	0.00	11
2015	5814	3.115-15 - Activity Delivery Cost- San Jacinto Parks Improvements Project	LMA	56.92	03F	O	1	3	5,000.00	1,723.03	1,723.03	3,276.97	11
2015	5796	3.115-15 - San Jacinto Parks Improvements Project	LMA	56.92	03F	O	1	3	500,000.00	0.00	0.00	500,000.00	11
2015	5797	3.115-15 -(B) SJ-Sallee Park Improvements	LMA	66.91	03F	X	1	3	0.00	0.00	0.00	0.00	11
2015	5798	3.115-15 -(C) SJ-Valley-Wide Park Improvements	LMA	58.22	03F	X	1	3	0.00	0.00	0.00	0.00	11
2015	5799	3.115-15 -(D) SJ-Valle Vista Park Improvements	LMA	55.23	03F	X	1	3	0.00	0.00	0.00	0.00	11
2015	5801	3.116-15 - FSA Senior Nutrition Site Program	LMC	0	05A	C	1	1	40,133.44	40,133.44	40,133.44	0.00	01
2015	5808	3.117-15 - Valley Restart A-Ride-Home	LMC	0	03T	C	1	1	4,702.80	4,702.80	4,702.80	0.00	01
2013	5472	Expansion Site Acquisition and Improvement Project	LMC	0	03A	O	1	3	1,000,000.00	711,932.22	343,170.20	288,067.78	11
2010	4991	3.MR.16-10 - Pedestrian Safety Enhancements (2010-2011) Phase II	LMC	0	03	C	1	1	239,405.68	239,405.68	15,704.68	0.00	01
2011	5197	3.MR.23-11 - Murrieta Senior Center Expansion Project	LMC	0	03A	O	1	3	453,677.70	429,684.57	377,722.02	23,993.13	11
2012	5817	3.MR.28-12 - Activity Delivery Cost- Murrieta Senior Center Expansion Project	LMC	0	03A	O	1	1	5,000.00	0.00	0.00	5,000.00	11
2012	5365	3.MR.28-12 - Murrieta Senior Center Expansion	LMC	0	03A	O	1	1	310,707.00	0.00	0.00	310,707.00	11
2013	5512	3.MR.32-13 - Senior Center Recreation Facility Improvement Project	LMC	0	03A	O	1	1	301,220.00	281.84	281.84	300,938.16	11
2014	5613	3.MR.34-14 - Murrieta Community Center ADA Restroom Project	LMC	0	03E	O	1	1	251,169.00	155,120.79	155,120.79	96,048.21	11
2015	5762	3.MR.37-15 - Pedestrian Safety Enhancement Project	LMC	0	03	O	1	1	326,165.32	0.00	0.00	326,165.32	01
2015	5815	3.SJ.04-15 - Activity Delivery Cost- Downtown San Jacinto Street Improvements	LMA	78.09	03K	O	1	3	5,000.00	820.20	820.20	4,179.80	01
2015	5766	3.SJ.04-15 - Downtown San Jacinto Street Improvements	LMA	78.09	03K	O	1	3	400,309.00	0.00	0.00	400,309.00	01
2015	5831	3.SJ.05-15 -San Jacinto Code Enforcement	LMA	67.64	15	O	1	3	160,000.00	29,094.92	29,094.92	130,905.08	01
2012	5334	4.126-12 - Oasis Elementary School Playground Improvement Project	LMA	80.9	03F	C	1	1	142,004.62	142,004.62	133,402.91	0.00	11

2014	5625	4.164-14 - S.C.R.A.P. Gallery Mural Program	LMA	74.6	03	O	1	1	15,000.00	8,907.36	8,907.36	6,092.64	01
2014	5626	4.165-14 - John Kelley Elementary Playground Improvement Project	LMA	83.6	03F	C	1	1	49,929.38	49,929.38	49,929.38	0.00	11
2014	5628	4.167-14 - 4th District Public Facility Fund	LMC	0	03	X	1	3	0.00	0.00	0.00	0.00	11
2014	5812	4.168-14 - Activity Delivery Cost- Colorado River Community Center	LMA	66.76	03	O	1	1	10,500.00	3,019.37	3,019.37	7,480.63	01
2014	5670	4.168-14 - Colorado River Community Center	LMA	66.76	03	O	1	1	139,833.54	580.72	580.72	139,252.82	01
2015	5711	4.169-15 - St. Elizabeth Food Pantry	LMC	0	05W	C	1	1	3,000.00	3,000.00	3,000.00	0.00	01
2015	5712	4.170-15 - Galilee Assistance Program-Mecca Comfort Station	LMC	0	05	C	1	1	50,013.14	50,013.14	50,013.14	0.00	01
2015	5713	4.171-15 - Food Assistance Program	LMC	0	05	C	1	1	5,000.00	5,000.00	5,000.00	0.00	01
2015	5714	4.172-15 - Mental Health Counseling	LMC	0	05O	C	1	1	4,986.86	4,986.86	4,986.86	0.00	01
2015	5715	4.173-15 - Las Mananitas Migrant Farmworker Housing	LMC	0	03T	C	1	1	6,000.00	6,000.00	6,000.00	0.00	01
2015	5716	4.174-15 - Paseo de los Heroes II After-School Program	LMC	0	05	C	1	2	4,000.00	4,000.00	4,000.00	0.00	01
2015	5717	4.175-15 - Indio Hills After School Program	LMC	0	05	C	1	2	9,566.29	9,566.29	9,566.29	0.00	01
2015	5718	4.176-15 - North Shore After School Program	LMC	0	05	C	1	2	10,000.00	10,000.00	10,000.00	0.00	01
2015	5719	4.177-15 - Community Recreation Services and Community Engagement	LMA	69.94	05	C	1	1	19,931.64	19,931.64	19,931.64	0.00	01
2015	5720	4.178-15 - Harrison House Transitional Living and Permanent Supportive Housing Program	LMC	0	03T	C	1	1	10,000.00	10,000.00	10,000.00	0.00	01
2015	5721	4.179-15 - Deserts Best Friend's Closet Program	LMC	0	05	C	1	1	2,000.00	2,000.00	2,000.00	0.00	01
2015	5722	4.180-15 - Transitional Housing Program - MVK	LMC	0	03T	C	1	1	5,000.00	5,000.00	5,000.00	0.00	01
2015	5723	4.181-15 - Emergency Food and Shelter Program (CVRM)	LMC	0	03T	C	1	1	5,000.00	5,000.00	5,000.00	0.00	01
2015	5729	4.182-15 - F.I.N.D. Outreach and Case Management Program	LMC	0	05	C	1	1	20,000.00	20,000.00	20,000.00	0.00	01
2015	5730	4.183-15 - ERU Facility Improvement Project	LMC	0	03	C	1	1	6,078.00	6,078.00	6,078.00	0.00	01
2015	5731	4.184-15 - The Ranch Solar Project	LMC	0	03	X	1	1	0.00	0.00	0.00	0.00	01
2015	5732	4.185-15 - Mizell Senior Center Painting/Roof Project	LMC	0	03A	C	1	3	9,500.00	9,500.00	9,500.00	0.00	11
2015	5829	4.185-15 -Activity Delivery Cost- Mizell Senior Center Painting/Roof Project	LMC	0	03A	C	1	3	321.01	321.01	321.01	0.00	11

2015	5827	4.186-15 - Activity Delivery Cost- Desert Arc ADA Improvements	LMC	0	03B	O	1	1	5,000.00	115.70	115.70	4,884.30	11
2015	5733	4.186-15 - Desert Arc ADA Improvements	LMC	0	03B	O	1	1	30,000.00	480.00	480.00	29,520.00	11
2015	5734	4.187-15 - Shelter Security Upgrade	LMC	0	03C	X	1	1	0.00	0.00	0.00	0.00	11
2015	5823	4.188-15 - Activity Delivery Cost- Desert AIDS Generator Project, Phase I	LMC	0	03S	O	1	1	3,000.00	649.39	649.39	2,350.61	11
2015	5735	4.188-15 - Desert AIDS Generator Project, Phase I	LMC	0	03S	O	1	1	30,000.00	0.00	0.00	30,000.00	11
2015	5736	4.189-15 - Coachella Valley Micro-Enterprise Development Program	LMC	0	18C	C	3	1	12,500.00	12,500.00	12,500.00	0.00	01
2015	5737	4.190-15 - 4th District Public Facility Fund	LMC	0	03	X	1	3	0.00	0.00	0.00	0.00	11
2015	5794	4.191-15 - North Shore Community Park	LMA	80	03F	O	1	3	200,000.00	107,339.75	107,339.75	92,660.25	11
2013	5496	4.BL.34-13 - Park Improvement Project	LMA	53.3	03F	C	1	1	90,127.14	90,127.14	3,175.00	0.00	11
2015	5745	4.BL.37-15 - Park Improvement Project	LMA	71.81	03F	O	1	1	86,393.96	0.00	0.00	86,393.96	11
2014	5633	4.CO.08-14 - Shady Lane Sidewalk Improvement Project	LMA	77.6	03L	C	1	1	142,111.64	142,111.64	142,111.64	0.00	01
2015	5747	4.CO.10-15 - Code Enforcement Program	LMA	62.18	15	O	1	3	362,666.19	100,000.00	100,000.00	262,666.19	01
2015	5748	4.CO.11-15 - Blight and Graffiti Mitigation Program	LMA	62.18	05V	X	1	3	0.00	0.00	0.00	0.00	01
2015	5818	4.DHS.20-15 - Activity Delivery Cost- Park Improvement Project	LMA	62.58	03F	O	1	3	5,000.00	0.00	0.00	5,000.00	11
2015	5749	4.DHS.20-15 - Park Improvement Project	LMA	62.58	03F	O	1	3	212,648.00	0.00	0.00	212,648.00	11
2015	5779	4.DHS.21-15 - City of DHS-Swim Scholarship Program	LMC	0	05	X	1	2	0.00	0.00	0.00	0.00	01
2014	5634	4.IW.09-14 - Upgraded Lighting for Senior Affordable Housing Property-Phase II	LMH	0	14D	C	2	2	20,000.00	20,000.00	0.00	0.00	10
2015	5824	4.IW.10-15 - Activity Delivery Cost- ADA Improvement Project	LMH	0	14D	O	2	2	3,000.00	153.03	153.03	2,846.97	10
2015	5752	4.IW.10-15 - ADA Improvement Project	LMH	0	14D	O	2	2	38,765.05	0.00	0.00	38,765.05	10
2014	5635	4.LQ.19-14 - Parks ADA Improvements Project	LMC	0	03F	C	1	1	317,010.23	317,010.23	317,010.23	0.00	11
2014	5637	4.LQ.21-14 - Vista Dunes Community Center Improvements	LMC	0	03E	C	1	1	12,785.75	12,785.75	12,785.75	0.00	11
2015	5760	4.LQ.23-15 - City of La Quinta ADA Improvements	LMC	0	03	C	1	1	112,221.00	112,221.00	112,221.00	0.00	01
2015	5761	4.LQ.24-15 - Boys and Girls Club- Coachella Valley	LMC	0	05	C	1	2	11,985.00	11,985.00	11,985.00	0.00	01

2014	5642	5.70-14 - 5th District Public Facility Fund	LMC	0	03	X	1	3	0.00	0.00	0.00	0.00	11
2015	5738	5.74-15 - Cabazon Community Services Program	LMA	65.17	05	C	1	1	100,000.00	100,000.00	100,000.00	0.00	01
2015	5739	5.75-15 - Emergency Food Distribution	LMC	0	05W	C	1	1	10,000.00	10,000.00	10,000.00	0.00	01
2015	5819	5.76-15 - Activity Delivery Cost- Noble Creek Park Improvement Project	LMC	0	03F	O	1	1	5,000.00	372.19	372.19	4,627.81	11
2015	5740	5.76-15 - Noble Creek Park Improvement Project	LMC	0	03F	O	1	1	43,396.00	0.00	0.00	43,396.00	11
2015	5741	5.77-15 - U.S. VETS Shelter and Meals	LMC	0	03T	C	1	1	10,000.00	10,000.00	10,000.00	0.00	01
2015	5742	5.78-15 - Transportation and Adult Day Services	LMC	0	05A	C	1	1	1,000.00	1,000.00	1,000.00	0.00	01
2015	5743	5.79-15 - Alternatives to Domestic Violence	LMC	0	05G	C	1	1	3,000.00	3,000.00	3,000.00	0.00	01
2015	5821	5.80-15 - Activity Delivery Cost- March Field Air Museum ADA Project	LMC	0	03	O	1	1	5,000.00	639.02	639.02	4,360.98	01
2015	5785	5.80-15 - March Field Air Museum ADA Project	LMC	0	03	O	1	1	213,703.78	13,900.00	13,900.00	199,803.78	01
2013	5495	5.BEA.22-13 - City of Beaumont Community Pool Renovation Project	LMA	53.7	03E	C	1	1	137,329.73	137,329.73	0.00	0.00	11
2015	5744	5.BEA.27-15 - Street and Sidewalk Repair	LMA	60.94	03K	O	1	1	149,627.00	0.00	0.00	149,627.00	01
2015	5822	5.BEA.27-15 -Activity Delivery Cost- Street and Sidewalk Repair	LMA	60.94	03K	O	1	1	5,000.00	411.49	411.49	4,588.51	01
2014	5643	5.BEA.24-14 - Street& Sidewalk Improvement Project	LMA	60.9	03	O	1	1	324,546.27	3,894.46	3,894.46	320,651.81	01
2013	5493	5.BN.28-13 - Lions Park Improvement Project	LMA	63.1	03F	C	1	3	262,651.03	262,651.03	262,651.03	0.00	11
2015	5825	5.BN.32-15 - Activity Delivery Cost- Lions Park ADA Improvements	LMA	63.05	03F	O	1	1	5,000.00	182.42	182.42	4,817.58	11
2015	5778	5.BN.32-15 - Lions Park ADA Improvements	LMA	63.05	03F	O	1	1	173,818.00	106,163.07	106,163.07	67,654.93	11
2013	5524	9.110-13 - Good Hope Community Center and Park Improvements	LMA	58	03F	C	1	3	48,194.66	48,194.66	0.00	0.00	11
2014	5554	9.114-14 - CDBG Program Administration (2014)	0	0	21A	C	0	0	1,312,521.63	1,312,521.63	477,838.17	0.00	0
2014	5555	9.115-14 - Fair Housing Program Administration (2014)	0	0	21D	C	0	0	134,315.86	134,315.86	124.41	0.00	0
2014	5563	9.122-14 - Riverside County Cultural Center- Golden years Pavilion Improvements	LMC	0	03	O	1	1	100,000.00	0.00	0.00	100,000.00	01
2014	5564	9.125-14 - Home Enhancement Rehab Program	LMH	0	14A	O	2	2	630,394.73	186,532.34	186,532.34	443,862.39	10
2014	5659	9.128-14 Economic Development- MicroEnterprise	LMCMC	0	18C	O	3	1	407,635.00	20,214.91	20,214.91	387,420.09	08

2015	5675	9.128-15 - CDBG Program Administration	0	0	21A	O	0	0	1,334,588.00	1,158,699.61	1,158,699.61	175,888.39	0
2014	5660	9.129-14 - Economic Development-Financial Assistance	LMJ	0	18A	O	3	1	407,636.00	13,677.12	13,677.12	393,958.88	13
2015	5676	9.129-15 - Fair Housing Program Administration	0	0	21D	C	0	0	134,790.77	134,790.77	134,790.77	0.00	0
2015	5775	9.130-15 - Fair Housing Public Facility Fund	LMC	0	03	C	1	1	11,841.17	11,841.17	11,841.17	0.00	01
2015	5677	9.131-15 - Neighborhood Enhancement Program II	LMA	62.85	05V	C	1	3	32,470.66	32,470.66	32,470.66	0.00	01
2015	5678	9.132-15 - Economic Development Assistance Fund	LMJ	0	18A	O	3	1	50,000.00	8,293.93	8,293.93	41,706.07	13
2015	5776	9.133-15 - Countywide Road Improvement Projects	LMC	0	03	O	1	3	153,585.15	0.00	0.00	153,585.15	11
2015	5777	9.134-15 - Countywide Public Facility Fund	LMC	0	03	O	1	3	130,353.43	0.00	0.00	130,353.43	11
2015	5787	9.135-15 - CDBG Program Administration-20%PI	0	0	21A	O	0	0	14,739.24	14,091.15	14,091.15	648.09	0
2015	5805	9.136-15 - Good Hope Community Road Improvement Project	LMA	55.16	03K	C	1	3	319,136.02	319,136.02	319,136.02	0.00	01
2015	5809	9.137-15 - Ripley Waterwaste System Improvements	LMA	86.36	03J	O	1	3	134,676.30	101,757.60	101,757.60	32,918.70	01
2015	5810	9.138-15 - Mesa Verde Water System Improvements	LMA	57.05	03J	C	1	3	11,323.70	11,323.70	11,323.70	0.00	01
2015	5811	9.139-15 - Desert Center Wastewater System Improvements	LMA	62.25	03J	O	1	3	34,510.66	33,750.00	33,750.00	760.66	01
2011	5206	9.76-11 - Good Hope Elementary School Sidewalk Project	LMA	59.9	03	C	1	3	535,742.09	535,742.09	112,196.03	0.00	01
									18,431,471.91	9,435,992.72	6,885,112.85	8,995,479.19	

PR03 - CDBG Activity Summary Report

PR03- BOSMAC (original)
Grantee: RIVERSIDE COUNTY
Report date: 8/3/16
Rpt Program Year: 2015
July 1, 2011 - June 30, 2016

Green - Complete
Red- Canceled
Yellow- Removed Duplications per HUD Instructions

IDIS Activity Year # Activity Name NatObj PctL M MTX s Funded Draw Thru Amount Draw In Amount Balance Acco mp Type												Assisted		Proposed			Assisted		Proposed		
												Total assisted by Race	Total Assisted	Completed Proj- Proposed	Open Proj- Proposed	2015 ONLY Proposed	Total assisted by Race	Total Assisted	Completed Proj- Proposed	ALL OPEN Proposed	Expended in FY 2015-16
2015	5703	1.76-15 - 1st District Public Facility Fund	LMC	0	03	O	10,000.00	0.00	0.00	10,000.00	11	0	0	5,856	5,856	5,856					
2013	5523	1.CL.01-13 Canyon Lake Public Facility Project Fund	LMC	0	03	X	0.00	0.00	0.00	0.00	11	0	0								
2015	5768	1.WD.11-15 - City Public Facility Fund	LMC	0	03	X	0.00	0.00	0.00	0.00	11	0	0								
2014	5600	2.62-14 - 2nd District Public Facility Fund	LMC	0	03	X	0.00	0.00	0.00	0.00	11	0	0								
2015	5706	2.68-15 - 2nd District Public Facility Fund	LMC	0	03	X	0.00	0.00	0.00	0.00	11	0	0								
2014	5612	3.108-14 - 3rd District Public Facility Fund	LMC	0	03	X	0.00	0.00	0.00	0.00	11	0	0								
2015	5710	3.114-15 - 3rd District Public Facility Fund	LMC	0	03	X	0.00	0.00	0.00	0.00	11	0	0								
2010	4991	3.MR.16-10 - Pedestrian Safety Enhancements (2010-2011) Phase II	LMC	0	03	C	239,405.68	239,405.68	15,704.68	0.00	01	5856	5856								
2015	5762	3.MR.37-15 - Pedestrian Safety Enhancement Project	LMC	0	03	O	326,165.32	0.00	0.00	326,165.32	01	0	0								
2014	5625	4.164-14 - S.C.R.A.P. Gallery Mural Program	LMA	74.6	03	O	15,000.00	8,907.36	8,907.36	6,092.64	01	0	0								
2014	5628	4.167-14 - 4th District Public Facility Fund	LMC	0	03	X	0.00	0.00	0.00	0.00	11	0	0								
2014	5812	4.168-14 - Activity Delivery Cost- Colorado River Community Center	LMA	66.76	03	O	10,500.00	3,019.37	3,019.37	7,480.63	01	0	0								
2014	5670	4.168-14 - Colorado River Community Center	LMA	66.76	03	O	139,833.54	580.72	580.72	139,252.82	01	0	0								
2015	5730	4.183-15 - ERU Facility Improvement Project	LMC	0	03	C	6,078.00	6,078.00	6,078.00	0.00	01	76	76								
2015	5731	4.184-15 - The Ranch Solar Project	LMC	0	03	X	0.00	0.00	0.00	0.00	01	0	0								
2015	5737	4.190-15 - 4th District Public Facility Fund	LMC	0	03	X	0.00	0.00	0.00	0.00	11	0	0								
2015	5760	4.LQ.23-15 - City of La Quinta ADA Improvements	LMC	0	03	C	112,221.00	112,221.00	112,221.00	0.00	01	3614	3614								
2014	5642	5.70-14 - 5th District Public Facility Fund	LMC	0	03	X	0.00	0.00	0.00	0.00	11	0	0								
2015	5821	5.80-15 - Activity Delivery Cost- March Field Air Museum ADA Project	LMC	0	03	O	5,000.00	639.02	639.02	4,360.98	01	0	0								
2015	5785	5.80-15 - March Field Air Museum ADA Project	LMC	0	03	O	213,703.78	13,900.00	13,900.00	199,803.78	01	0	0								
2014	5643	5.BEA-24-14 - Street& Sidewalk Improvement Project	LMA	60.9	03	O	324,546.27	3,894.46	3,894.46	320,651.81	01	0	0								
2014	5563	9.122-14 - Riverside County Cultural Center- Golden years Pavilion Improvements	LMC	0	03	O	100,000.00	0.00	0.00	100,000.00	01	0	0								
2015	5775	9.130-15 - Fair Housing Public Facility Fund	LMC	0	03	C	11,841.17	11,841.17	11,841.17	0.00	01	6557	6557								
2015	5776	9.133-15 - Countywide Road Improvement Projects	LMC	0	03	O	153,585.15	0.00	0.00	153,585.15	11	0	0								

Year	IDIS Activity #	Activity Name	NatObj	PctL	MTX	Statu s	Funded	Draw Thru Amount	Draw In Amount	Balance	Acco mp Type	Total assisted by Race	Total Assisted	Completed Proj- Proposed	Open Proj- Proposed	2015 ONLY Proposed	Total assisted by Race	Total Assisted	Completed Proj- Proposed	ALL OPEN Proposed	Expended in FY 2015-16	
	M																					
2015	5777	9.134-15 - Countywide Public Facility Fund	LMC	0	03	O	130,353.43	0.00	0.00	130,353.43	11	0	0									
2011	5206	9.76-11 - Good Hope Elementary School Sidewalk Project	LMA	59.9	03	C	535,742.09	535,742.09	112,196.03	0.00	01	0	4276	4,276				16103	20379	25,221	305,171	288,981.81
2015	5679	0.132-15 - Operation School Bell	LMC	0	05	C	36,525.00	36,525.00	36,525.00	0.00	01	302	302	302			302					
2015	5681	0.134-15 - Helping People in Need	LMC	0	05	C	70,883.00	70,883.00	70,883.00	0.00	01	767	767	762			762					
2015	5686	0.139-15 - Boys and Girls Club-Teen Town Program	LMC	0	05	C	10,000.00	10,000.00	10,000.00	0.00	01	17	17	17			17					
2015	5691	0.144-15 - Community Food Pantry of Murrieta	LMC	0	05	C	23,567.00	23,567.00	23,567.00	0.00	01	1204	1204	1,204			1,204					
2015	5694	0.146-15 - STEM Program for Disadvantaged Youth	LMC	0	05	C	10,000.00	10,000.00	10,000.00	0.00	01	65	65	150			150					
2015	5695	0.147-15 - Care-A-Van Transit	LMC	0	05	C	19,500.00	19,500.00	19,500.00	0.00	01	532	532	532			532					
2015	5697	0.149-15 - Women's Health Assistance Program	LMC	0	05	C	12,500.00	12,500.00	12,500.00	0.00	01	21	21	21			21					
2015	5701	1.74-15 - Mead Valley Community Center	LMA	53.59	05	C	99,840.00	99,840.00	99,840.00	0.00	01	0	33430	33,430			33,430					
2015	5702	1.75-15 - Good Hope Community Center	LMA	65.03	05	C	49,310.00	49,310.00	49,310.00	0.00	01	0	26540	26,540			26,540					
2015	5756	1.LE.46-15 - Boys & Girls Clubs of Southwest County	LMC	0	05	C	10,000.00	10,000.00	10,000.00	0.00	01	60	60	30			30					
2015	5704	2.66-15 - Highgrove Community Services	LMA	57.03	05	C	85,000.00	85,000.00	85,000.00	0.00	01	0	5050	5,050			5,050					
2015	5707	3.111-15 - Idyllwild HELP Center	LMC	0	05	C	10,000.00	10,000.00	10,000.00	0.00	01	126	126	126			126					
2015	5708	3.112-15 - Operation School Bell	LMC	0	05	C	7,500.00	7,500.00	7,500.00	0.00	01	76	76	76			76					
2015	5712	4.170-15 - Galilee Assistance Program-Mecca Comfort Station	LMC	0	05	C	50,013.14	50,013.14	50,013.14	0.00	01	93	93	93			93					
2015	5713	4.171-15 - Food Assistance Program	LMC	0	05	C	5,000.00	5,000.00	5,000.00	0.00	01	2358	2358	2,358			2,358					
2015	5716	4.174-15 - Paseo de los Heroes II After-School Program	LMC	0	05	C	4,000.00	4,000.00	4,000.00	0.00	01	38	38	38			38					
2015	5717	4.175-15 - Indio Hills After School Program	LMC	0	05	C	9,566.29	9,566.29	9,566.29	0.00	01	32	32	32			32					
2015	5718	4.176-15 - North Shore After School Program	LMC	0	05	C	10,000.00	10,000.00	10,000.00	0.00	01	51	51	51			51					
2015	5719	4.177-15 - Community Recreation Services and Community Engagement	LMA	69.94	05	C	19,931.64	19,931.64	19,931.64	0.00	01	0	42705	42,705			42,705					
2015	5721	4.179-15 - Deserts Best Friend's Closet Program	LMC	0	05	C	2,000.00	2,000.00	2,000.00	0.00	01	71	71	71			71					
2015	5729	4.182-15 - F.I.N.D. Outreach and Case Management Program	LMC	0	05	C	20,000.00	20,000.00	20,000.00	0.00	01	1510	1510	900			900					
2015	5779	4.DHS.21-15 - City of DHS-Swim Scholarship Program	LMC	0	05	X	0.00	0.00	0.00	0.00	01	0	0									
2015	5761	4.LQ.24-15 - Boys and Girls Club- Coachella Valley	LMC	0	05	C	11,985.00	11,985.00	11,985.00	0.00	01	47	47	47			47					

IDIS Activity Year	Activity #	Activity Name	NatObj	PctL M	MTX	Statu s	Funded	Draw Thru Amount	Draw In Amount	Balance	Acco mp Type	Total assisted by Race	Total Assisted	Completed Proj- Proposed	Open Proj- Proposed	2015 ONLY Proposed	Total assisted by Race	Total Assisted	Completed Proj- Proposed	ALL OPEN Proposed	Expended in FY 2015-16
2015	5738	5.74-15 - Cabazon Community Services Program	LMA	65.17	05	C	100,000.00	100,000.00	100,000.00	0.00	01	0	2555	2,555		2,555	7370	117650	117,090	-	677,121.07
2015	5689	0.142-15 - Community Impact Plans	LMA	62.85	15	C	290,000.00	290,000.00	290,000.00	0.00	01	0	118585	118,585	118,585	24,195	118,585	24,195			
2015	5757	1.LE.47-15 - Code Enforcement	LMA	57.51	15	C	100,000.00	100,000.00	100,000.00	0.00	01	0	24195								
2015	5767	1.WD.10-15 - Code Enforcement	LMA	52.65	15	X	0.00	0.00	0.00	0.00	01	0	0								
2015	5831	3.SJ.05-15 -San Jacinto Code Enforcement	LMA	67.64	15	O	160,000.00	29,094.92	29,094.92	130,905.08	01	0	0								
2015	5747	4.CO.10-15 - Code Enforcement Program	LMA	62.18	15	O	362,666.19	100,000.00	100,000.00	262,666.19	01	0	0								
2015	5747	4.CO.10-15 - Code Enforcement Program	LMA	62.18	15	O	362,666.19	100,000.00	100,000.00	262,666.19	01	0	0	48,605	48,605	0	142780	142,780	68,690	519,094.92	
2015	5755	1.LE.45-15 - Lake Elsinore Senior Center	LMC	0	03A	O	19,154.00	0.00	0.00	19,154.00	11	0	0	200	200						
2013	5464	2.57-13 - Eddie Dee Smith Senior Center Improvement Project	LMC	0	03A	O	852,147.96	186,066.39	81,203.43	666,081.57	11	0	0								
2013	5472	3.99-13 - Hemet Senior Center Parking Lot Expansion Site Acquisition and Improvement Project	LMC	0	03A	O	1,000,000.00	711,932.22	343,170.20	288,067.78	11	0	0								
2011	5197	3.MR.23-11 - Murrieta Senior Center Expansion Project	LMC	0	03A	O	453,677.70	429,684.57	377,722.02	23,993.13	11	0	0								
2012	5817	3.MR.28-12 - Activity Delivery Cost- Murrieta Senior Center Expansion Project	LMC	0	03A	O	5,000.00	0.00	0.00	5,000.00	11	0	0								
2012	5365	3.MR.28-12 - Murrieta Senior Center Expansion	LMC	0	03A	O	310,707.00	0.00	0.00	310,707.00	11	0	0								
2013	5512	3.MR.32-13 - Senior Center Recreation Facility Improvement Project	LMC	0	03A	O	301,220.00	281.84	281.84	300,938.16	11	0	0								
2015	5732	4.185-15 - Mizell Senior Center Painting/Roof Project	LMC	0	03A	C	9,500.00	9,500.00	9,500.00	0.00	11	80	80								
2015	5829	4.185-15 -Activity Delivery Cost- Mizell Senior Center Painting/Roof Project	LMC	0	03A	C	321.01	321.01	321.01	0.00	11	0	0								
2014	5610	3.106-14 - Solar Energy Project - EXCEED Vocational Training Center - Phase 2	LMC	0	03B	C	110,000.00	110,000.00	110,000.00	0.00	11	240	240	240							
2015	5827	4.186-15 - Activity Delivery Cost- Desert Arc ADA Improvements	LMC	0	03B	O	5,000.00	115.70	115.70	4,884.30	11	0	0								
2015	5733	4.186-15 - Desert Arc ADA Improvements	LMC	0	03B	O	30,000.00	480.00	480.00	29,520.00	11	0	0								
2015	5734	4.187-15 - Shelter Security Upgrade	LMC	0	03C	X	0.00	0.00	0.00	0.00	11	0	0				0	0	0	0	0
2014	5671	2.NR.35-14 - Norco Community Center ADA Upgrades	LMC	0	03E	O	171,359.81	0.00	0.00	171,359.81	11	0	0	79	5,260						
2014	5613	3.MR.34-14 - Murrieta Community Center ADA Restroom Project	LMC	0	03E	O	251,169.00	155,120.79	155,120.79	96,048.21	11	0	0								
2014	5637	4.LQ.21-14 - Vista Dunes Community Center Improvements	LMC	0	03E	C	12,785.75	12,785.75	12,785.75	0.00	11	79	79								
2013	5495	5.BEA.22-13 - City of Beaumont Community Pool Renovation Project	LMA	53.7	03E	C	137,329.73	137,329.73	0.00	0.00	11	0	5260								
2015	5813	1.77-15 - Activity Delivery Cost- Good Hope Park Improvements	LMA	66.16	03F	O	5,000.00	117.94	117.94	4,882.06	11	0	0	29,725	29,725						
2015	5795	1.77-15 - Good Hope Park Improvements	LMA	66.16	03F	O	350,000.00	0.00	0.00	350,000.00	11	0	0								
2014	5595	1.WD.07-14 - City of Wildomar Gateway Park Project	LMA	74.1	03F	X	0.00	0.00	0.00	0.00	11	0	0								

Year	IDIS Activity #	Activity Name	NatObj	PctL M	MTX	Statu s	Funded	Draw Thru Amount	Draw In Amount	Balance	Acco mp Type	Total assisted by Race	Total Assisted	Completed Proj- Proposed	Open Proj- Proposed	2015 ONLY Proposed	Total assisted by Race	Total Assisted	Completed Proj- Proposed	ALL OPEN Proposed	Expended in FY 2015-16
2015	5765	2.NR.38-15 - Ingalls Park ADA Restroom Project Phase II	LMC	0	03F	O	70,657.00	0.00	0.00	70,657.00	11	0	0	3,132	3,132	35,345	35,345				
2015	5814	3.115-15 - Activity Delivery Cost- San Jacinto Parks Improvements Project	LMA	56.92	03F	O	5,000.00	1,723.03	1,723.03	3,276.97	11	0	0								
2015	5796	3.115-15 - San Jacinto Parks Improvements Project	LMA	56.92	03F	O	500,000.00	0.00	0.00	500,000.00	11	0	0								
2015	5797	3.115-15 -(B) SJ-Sallee Park Improvements	LMA	66.91	03F	X	0.00	0.00	0.00	0.00	11	0	0								
2015	5798	3.115-15 -(C) SJ-Valley-Wide Park Improvements	LMA	58.22	03F	X	0.00	0.00	0.00	0.00	11	0	0								
2015	5799	3.115-15 -(D) SJ-Valle Vista Park Improvements	LMA	55.23	03F	X	0.00	0.00	0.00	0.00	11	0	0								
2012	5334	4.126-12 - Oasis Elementary School Playground Improvement Project	LMA	80.9	03F	C	142,004.62	142,004.62	133,402.91	0.00	11	0	4892	4,892	1,765	2,650	2,650				
2014	5626	4.165-14 - John Kelley Elementary Playground Improvement Project	LMA	83.6	03F	C	49,929.38	49,929.38	49,929.38	0.00	11	0	1765								
2015	5794	4.191-15 - North Shore Community Park	LMA	80	03F	O	200,000.00	107,339.75	107,339.75	92,660.25	11	0	0								
2013	5496	4.BL.34-13 - Park Improvement Project	LMA	53.3	03F	C	90,127.14	90,127.14	3,175.00	0.00	11	0	10731								
2015	5745	4.BL.37-15 - Park Improvement Project	LMA	71.81	03F	O	86,393.96	0.00	0.00	86,393.96	11	0	0								
2015	5818	4.DHS.20-15 - Activity Delivery Cost- Park Improvement Project	LMA	62.58	03F	O	5,000.00	0.00	0.00	5,000.00	11	0	0								
2015	5749	4.DHS.20-15 - Park Improvement Project	LMA	62.58	03F	O	212,648.00	0.00	0.00	212,648.00	11	0	0	37,495	37,495						
2014	5635	4.LQ.19-14 - Parks ADA Improvements Project	LMC	0	03F	C	317,010.23	317,010.23	317,010.23	0.00	11	3614	3614								
2015	5819	5.76-15 - Activity Delivery Cost- Noble Creek Park Improvement Project	LMC	0	03F	O	5,000.00	372.19	372.19	4,627.81	11	0	0								
2015	5740	5.76-15 - Noble Creek Park Improvement Project	LMC	0	03F	O	43,396.00	0.00	0.00	43,396.00	11	0	0								
2013	5493	5.BN.28-13 - Lions Park Improvement Project	LMA	63.1	03F	C	262,651.03	262,651.03	262,651.03	0.00	11	0	13134								
2015	5825	5.BN.32-15 - Activity Delivery Cost- Lions Park ADA Improvements	LMA	63.05	03F	O	5,000.00	182.42	182.42	4,817.58	11	0	0								
2015	5778	5.BN.32-15 - Lions Park ADA Improvements	LMA	63.05	03F	O	173,818.00	106,163.07	106,163.07	67,654.93	11	0	0	13,134	13,134	13,134					
2013	5524	9.110-13 - Good Hope Community Center and Park Improvements	LMA	58	03F	C	48,194.66	48,194.66	0.00	0.00	11	0	7400								
2015	5809	9.137-15 - Ripley Waterwaste System Improvements	LMA	86.36	03J	O	134,676.30	101,757.60	101,757.60	32,918.70	01	0	0	3,190	990	990					
2015	5810	9.138-15 - Mesa Verde Water System Improvements	LMA	57.05	03J	C	11,323.70	11,323.70	11,323.70	0.00	01	0	3190								
2015	5811	9.139-15 - Desert Center Wastewater System Improvements	LMA	62.25	03J	O	34,510.66	33,750.00	33,750.00	760.66	01	0	0								
2015	5754	1.LE.44-15 - Lake Elsinore Sidewalk Improvements	LMA	65.12	03K	O	197,811.67	0.00	0.00	197,811.67	01	0	0	4,945	4,945	4,945					
2013	5537	1.WD.04-13 Wildomar Street Improvement Project	LMA	57.6	03K	X	0.00	0.00	0.00	0.00	01	0	0								
2015	5815	3.SJ.04-15 - Activity Delivery Cost- Downtown San Jacinto Street Improvements	LMA	78.09	03K	O	5,000.00	820.20	820.20	4,179.80	01	0	0								
2015	5766	3.SJ.04-15 - Downtown San Jacinto Street Improvements	LMA	78.09	03K	O	400,309.00	0.00	0.00	400,309.00	01	0	0								

Year	IDIS Activity #	Activity Name	NatObj	PctL M	MTX	Statu s	Funded	Draw Thru Amount	Draw In Amount	Balance	Acco mp Type	Total assisted by Race	Total Assisted	Completed Proj- Proposed	Open Proj- Proposed	2015 ONLY Proposed	Total assisted by Race	Total Assisted	Completed Proj- Proposed	ALL OPEN Proposed	Expended in FY 2015-16	
2015	5744	5.BEA.27-15 - Street and Sidewalk Repair	LMA	60.94	03K	O	149,627.00	0.00	0.00	149,627.00	01	0	0	8,525	8,525	7,225	7,225	0	7225	7,225	21,935	320,367.71
2015	5822	5.BEA.27-15 -Activity Delivery Cost- Street and Sidewalk Repair	LMA	60.94	03K	O	5,000.00	411.49	411.49	4,588.51	01	0	0									
2015	5805	9.136-15 - Good Hope Community Road Improvement Project	LMA	55.16	03K	C	319,136.02	319,136.02	319,136.02	0.00	01	0	7225									
2013	5505	1.LE.31-13 - ADA Sidewalk Project	LMC	0	03L	C	133,228.06	133,228.06	103,637.45	0.00	01	4186	4186	4,186	10,480	1,235	1,235	100	633	100	14,501	3,415
2014	5588	1.LE.36-14 - City of Lake Elsinore Sidewalk Improvements	LMA	65	03L	O	174,720.69	3,024.78	3,024.78	171,695.91	01	0	0									
2015	5769	1.WD.12-15 - Wildomar/Sedco Sidewalk Project	LMA	74.09	03L	O	235,517.50	0.00	0.00	235,517.50	01	0	0									
2012	5354	2.EV.02-12 - Repair and Addition of Sidewalks	LMC	0	03L	O	163,733.00	22,823.49	0.00	140,909.51	01	0	0	100	633	100	100	14,501	3,415	4186	7601	
2014	5601	2.EV.06-14 - Eastvale Pedestrian Accessibility Improvements - Phase III	LMC	0	03L	O	249,887.67	20,475.59	20,475.59	229,412.08	01	0	0									
2015	5750	2.EV.09-15 - Eastvale Pedestrian Accessibility Improvements	LMC	0	03L	O	130,152.00	0.00	0.00	130,152.00	01	0	0									
2015	5753	2.JV.01-15 - Citywide ADA Curb, Ramp, and Sidewalk Upgrades	LMC	0	03L	O	115,990.00	0.00	0.00	115,990.00	01	0	0	3,415	3,415	4186	7601	7,601	27,049	269,249.46		
2014	5633	4.CO.08-14 - Shady Lane Sidewalk Improvement Project	LMA	77.6	03L	C	142,111.64	142,111.64	142,111.64	0.00	01	0	3415									
2015	5823	4.188-15 - Activity Delivery Cost- Desert AIDS Generator Project, Phase I	LMC	0	03S	O	3,000.00	649.39	649.39	2,350.61	11	0	0									
2015	5735	4.188-15 - Desert AIDS Generator Project, Phase I	LMC	0	03S	O	30,000.00	0.00	0.00	30,000.00	11	0	0	2,200	2,200	0	0	-	2,200	649.39		
2015	5700	1.73-15 - Whiteside Manor's Transitional Housing for Dually Diagnosed	LMC	0	03T	C	35,000.00	35,000.00	35,000.00	0.00	01	53	53	53	50	147	8	31	2,070	200	2514	
2015	5808	3.117-15 - Valley Restart A-Ride-Home	LMC	0	03T	C	4,702.80	4,702.80	4,702.80	0.00	01	32	32									
2015	5715	4.173-15 - Las Mananitas Migrant Farmworker Housing	LMC	0	03T	C	6,000.00	6,000.00	6,000.00	0.00	01	147	147									
2015	5720	4.178-15 - Harrison House Transitional Living and Permanent Supportive Housing Program	LMC	0	03T	C	10,000.00	10,000.00	10,000.00	0.00	01	8	8	8	31	2,070	200	2514	2514	2,559	-	
2015	5722	4.180-15 - Transitional Housing Program - MVK	LMC	0	03T	C	5,000.00	5,000.00	5,000.00	0.00	01	31	31									
2015	5723	4.181-15 - Emergency Food and Shelter Program (CVRM)	LMC	0	03T	C	5,000.00	5,000.00	5,000.00	0.00	01	2070	2070									
2015	5741	5.77-15 - U.S. VETS Shelter and Meals	LMC	0	03T	C	10,000.00	10,000.00	10,000.00	0.00	01	173	173	200	200	2514	2514	2,559	-	75,702.80		
2015	5682	0.135-15 - Wildomar Senior Center Transportation Program	LMC	0	05A	C	8,000.00	8,000.00	8,000.00	0.00	01	150	150	150	500	150	500	150	300	17	17	
2015	5705	2.67-15 - Eddie Dee Smith Senior Center	LMC	0	05A	C	97,124.00	97,124.00	97,124.00	0.00	01	466	466									
2015	5763	2.NR.36-15 - Senior Recreation and Community Services	LMC	0	05A	C	11,502.00	11,502.00	11,502.00	0.00	01	709	709									
2015	5801	3.116-15 - FSA Senior Nutrition Site Program	LMC	0	05A	C	40,133.44	40,133.44	40,133.44	0.00	01	590	590	17	17	0	0	0	0	0	0	
2015	5742	5.78-15 - Transportation and Adult Day Services	LMC	0	05A	C	1,000.00	1,000.00	1,000.00	0.00	01	17	17									
2015	5764	2.NR.37-15 - Norco Party Pardners for Developmentally Challenged	LMC	0	05B	X	0.00	0.00	0.00	0.00	01	0	0									
2015	5696	0.148-15 - Valley-Wide Youth Scholarship Program	LMC	0	05D	C	5,391.00	5,391.00	5,391.00	0.00	01	139	139	60	60							

IDIS Activity													Completed Proj-Proposed	Open Proj-Proposed	2015 ONLY Proposed	Total assisted by Race	Total Assisted	Completed Proj-Proposed	ALL OPEN Proposed	Expended in FY 2015-16		
Year	#	Activity Name	NatObj	PctL M	MTX	Statu s	Funded	Draw Thru Amount	Draw In Amount	Balance	Acco mp Type											
2015	5751	2.EV.10-15 - Youth Recreation Scholarship Program	LMC	0	05D	C	5,170.00	5,170.00	5,170.00	0.00	01	24	24	180	180	163	163	240	-	10,561.00		
2015	5680	0.133-15 - S.A.F.E. Domestic Violence Services	LMC	0	05G	C	16,000.00	16,000.00	16,000.00	0.00	01	932	932	1,500	1,500							
2015	5743	5.79-15 - Alternatives to Domestic Violence	LMC	0	05G	C	3,000.00	3,000.00	3,000.00	0.00	01	11	11			11	11	943	943	1,511	-	19,000.00
2015	5685	0.138-15 - Boys and Girls Club-Camp Kids Program	LMC	0	05L	C	22,358.00	22,358.00	22,358.00	0.00	01	50	50	50	50	50	50	50	-	22,358.00		
2015	5687	0.140-15 - Project Independence	LMC	0	05N	C	7,000.00	7,000.00	7,000.00	0.00	01	3	3	3	80	80						
2015	5688	0.141-15 - Court Appointed Special Advocates (CASA) Program	LMC	0	05N	C	32,000.00	32,000.00	32,000.00	0.00	01	80	80									
2015	5698	0.150-15 - Kin Care	LMC	0	05N	C	14,500.00	14,500.00	14,500.00	0.00	01	181	181				181	181	264	264	264	-
2015	5714	4.172-15 - Mental Health Counseling	LMC	0	05O	C	4,986.86	4,986.86	4,986.86	0.00	01	86	86	86	86	86	86	86	-	4,986.86		
2015	5748	4.CO.11-15 - Blight and Graffiti Mitigation Program	LMA	62.18	05V	X	0.00	0.00	0.00	0.00	01	0	0									
2015	5677	9.131-15 - Neighborhood Enhancement Program II	LMA	62.85	05V	C	32,470.66	32,470.66	32,470.66	0.00	01	0	118585			118,585	118,585	0	118585	118,585	-	32,470.66
2015	5683	0.136-15 - Blythe Emergency Food Pantry	LMC	0	05W	C	11,089.00	11,089.00	11,089.00	0.00	01	821	821	821	821							
2015	5684	0.137-15 - Blythe Harmony Kitchen	LMC	0	05W	C	11,119.96	11,119.96	11,119.96	0.00	01	422	422			650	650					
2015	5709	3.113-15 - The Community Pantry	LMC	0	05W	C	30,000.00	30,000.00	30,000.00	0.00	01	3613	3613			750	750					
2015	5711	4.169-15 - St. Elizabeth Food Pantry	LMC	0	05W	C	3,000.00	3,000.00	3,000.00	0.00	01	210	210			210	210					
2015	5739	5.75-15 - Emergency Food Distribution	LMC	0	05W	C	10,000.00	10,000.00	10,000.00	0.00	01	1068	1068			1,068	1,069	6134	6134	3,499	-	65,208.96
2014	5580	0.129-14 - Habitat for Humanity	LMH	0	14A	C	20,000.00	20,000.00	20,000.00	0.00	10	3	3	3								
2014	5581	0.130-14 - Critical Home Maintenance & Repairs Program	LMH	0	14A	C	11,965.00	11,965.00	8,184.79	0.00	10	4	4									
2015	5690	0.143-15 - Home Enhancement Grant Program	LMH	0	14A	O	395,000.00	18,900.69	18,900.69	376,099.31	10	0	0	10	10							
2015	5832	0.145-15 - Activity Delivery Cost- Critical Home Maintenance & Repair Program	LMH	0	14A	O	3,000.00	459.97	459.97	2,540.03	10	0	0									
2015	5693	0.145-15 - Critical Home Maintenance & Repair Program	LMH	0	14A	O	23,500.00	0.00	0.00	23,500.00	10	0	0			4	4					
2014	5587	1.CL.02-14 - Home Repair Program	LMH	0	14A	O	55,652.00	30,156.00	4,863.00	25,496.00	10	3	3			3	3					
2015	5746	1.CL.04-15- Canyon Lake Home Repair Program	LMH	0	14A	O	20,782.00	0.00	0.00	20,782.00	10	0	0			4	4					
2014	5564	9.125-14 - Home Enhancement Rehab Program	LMH	0	14A	O	630,394.73	186,532.34	186,532.34	443,862.39	10	0	0	10		10	10	7	31	238,940.79		
2014	5634	4.IW.09-14 - Upgraded Lighting for Senior Affordable Housing Property-Phase II	LMH	0	14D	C	20,000.00	20,000.00	0.00	0.00	10	123	123	123								
2015	5824	4.IW.10-15 - Activity Delivery Cost- ADA Improvement Project	LMH	0	14D	O	3,000.00	153.03	153.03	2,846.97	10	0	0									
2015	5752	4.IW.10-15 - ADA Improvement Project	LMH	0	14D	O	38,765.05	0.00	0.00	38,765.05	10	0	0			212	212	123	123	123	212	153.03
2015	5699	0.151-15 - Riverside County Affordable Solar Housing Program	LMH	0	14F	O	10,000.00	5,000.00	5,000.00	5,000.00	10	0	0	2	2	0	0	-	2	5,000.00		

Year	IDIS Activity #	Activity Name	NatObj	PctL M	MTX	Status	Funded	Draw Thru Amount	Draw In Amount	Balance	Accomp Type	Total assisted by Race	Total Assisted	Completed Proj-Proposed	Open Proj-Proposed	2015 ONLY Proposed	Total assisted by Race	Total Assisted	Completed Proj-Proposed	ALL OPEN Proposed	Expended in FY 2015-16
2014	5660	9.129-14 - Economic Development-Financial Assistance	LMJ	0	18A	O	407,636.00	13,677.12	13,677.12	393,958.88	13	0	0	5							
2015	5678	9.132-15 - Economic Development Assistance Fund	LMJ	0	18A	O	50,000.00	8,293.93	8,293.93	41,706.07	13	0	0	5		5	0	0	-	10	21,971.05
2015	5736	4.189-15 - Coachella Valley Micro-Enterprise Development Program	LMC	0	18C	C	12,500.00	12,500.00	12,500.00	0.00	01	4	4	7		7					
2014	5659	9.128-14 Economic Development-MicroEnterprise	LMCMC	0	18C	O	407,635.00	20,214.91	20,214.91	387,420.09	08	0	0	5			4	4	7	5	32,714.91
2013	5508	1.LE.34-13 - CDBG Administrative Costs - EDA	0	0	21A	C	45,908.00	45,908.00	19,303.18	0.00	0	0	0								
2014	5594	1.LE.42-14 - CDBG Administrative Costs-EDA	0	0	21A	O	46,418.00	39,650.38	39,650.38	6,767.62	0	0	0								
2015	5758	1.LE.48-15 - CDBG Administrative Cost - Lake Elsinore	0	0	21A	C	5,224.33	5,224.33	5,224.33	0.00	0	0	0								
2015	5759	1.LE.49-15 - CDBG Administrative Cost - EDA	0	0	21A	O	50,889.00	0.00	0.00	50,889.00	0	0	0								
2014	5554	9.114-14 - CDBG Program Administration (2014)	0	0	21A	C	1,312,521.63	1,312,521.63	477,838.17	0.00	0	0	0								
2015	5675	9.128-15 - CDBG Program Administration	0	0	21A	O	1,334,588.00	1,158,699.61	1,158,699.61	175,888.39	0	0	0								
2015	5787	9.135-15 - CDBG Program Administration-20%PI	0	0	21A	O	14,739.24	14,091.15	14,091.15	648.09	0	0	0				0	0	0	0	1,714,806.82
2014	5555	9.115-14 - Fair Housing Program Administration (2014)	0	0	21D	C	134,315.86	134,315.86	124.41	0.00	0	0	0								
2015	5676	9.129-15 - Fair Housing Program Administration	0	0	21D	C	134,790.77	134,790.77	134,790.77	0.00	0	0	0								
							18,431,471.91	9,435,992.72	6,885,112.85	8,995,479.19		43,895	476,828	478,770	592,304	921,473	43,895	476,828	478,770	592,304	6,885,113
												Total Race	Total Assisted	# Proposed-Completed Proj ONLY	# Proposed-Open Projects	# Proposed-2015 ONLY Projects	Total assisted by Race	Total Assisted (LMA/LMC)	Completed Proj-Proposed	ALL OPEN Proposed	Expended in FY 2015-16
														1,071,074				1,071,074		Total Proposed	

[illegible]

**Based on
above PR03
Report.**

Est # of Proj 2015-16 ONLY	All Complete in 2015-16		# PROJECTS	Matrix	Type	Total Expended	Type Expended		Total Assisted (LMC/LMA/LMJ)	Assisted By Category	Total Proposed (Comp& Open)		OPEN Projects (Proposed to serve)		2015-16 OYAP Proposed to serve
			Total	Comp	Active	03	Public Facilities	\$277,140.64			13,822		305,171		275,705
9	5	03	1	1	0	03	Fair Housing PF	\$11,841.17			6,557		FH P/F 0		11,400
								\$288,981.81			20,379		305,171		287,105
3	2	03A				03A	Senior Centers	\$812,198.50			80		32,456		700
2	1	03B				03B	Handicapped Cntrs	\$110,595.70			240		500		500
0	2	03E				03E	Neigh Facilities	\$167,906.54			5,339		7,977		-
13	6	03F				03F	Park/Rec Facil	\$982,066.95			41,536		123,076		123,076
3	1	03J				03J	Water/Sewer Imp	\$146,831.30			3,190		2,990		6,180
6	1	03K				03K	Street Improv	\$320,367.71			7,225		21,935		29,160
3	2	03L				03L	Sidewalks	\$269,249.46			7,601		27,049		15,836
2	0	03S	69	19	50	03S	Facil for AIDS Pts	\$649.39	\$3,098,847.36		-	85,590	2,200	P/F 2,200 523,354	2,200 464,757
7	7	03T				03T	Homeless/AIDS	\$75,702.80			2,514		0		2,559
23	23	05				05	Public Services	\$677,121.07			117,650		0		117,090
5	5	05A				05A	Senior Serv	\$157,759.44			1,932		0		1,117
0	0	05B				05B	Handicapped	\$0.00			-		0		0
2	2	05D				05D	Youth Services	\$10,561.00			163		0		240
0	0	05F				05F	Substance Abuse	\$0.00			-		0		0
2	2	05G				05G	Battered/Abused	\$19,000.00			943		0		1,511
1	1	05L				05L	Childcare	\$22,358.00			50		0		50
0	0	05M				05M	Health Serv	\$0.00			-		0		0
3	3	05N				05N	Abused/Neglected	\$53,500.00			264		0		264
1	1	05O				05O	Mental Health	\$4,986.86			86		0		86
1	1	05V				05V	Neigh Cleanups	\$32,470.66			118,585		0		118,585
5	5	05W	50	50	0	05W	Food Banks	\$65,208.96	\$1,118,668.79		6,134	248,321	3,499	P/S 0 0	3,500 245,002
0	0	06	0	0	0	06	Int Assist	\$0.00	\$0.00		-	-	0	IA 0 0	0 0
4	2	14A				14A	Hsg Rehab-Single	\$238,940.79			10		31		18
2	1	14D				14D	Rehab-Pub Owned	\$153.03			123		212		212
1	0	14F	12	3	9	14F	Rehab-Energy	\$5,000.00	\$244,093.82		-	133	2	Rehab 2 2	2 232
4	2	15	4	2	2	15	Code Enf	\$519,094.92	\$519,094.92		142,780	142,780	211,470	Code 68,690 68,690	211,470 211,470
1	0	18A				18A	ED-Fin Assist	\$21,971.05			-		10		5
1	1	18C	4	1	3	18C	ED-Micro Ent	\$32,714.91	\$54,685.96		4	4	12	ED 5 15	7 12
4	3	21A	7	3	4	21A	CDBG Admin	\$1,714,806.82			-				0
1	2	21D	2	2	0	21D	Fair Housing Admin	\$134,915.18	\$1,849,722.00		-	-	0	AD 0 0	0 0
109	81		149	81	68			\$6,885,112.85	\$6,885,112.85		476,828	476,828	1,071,074 1,071,074	592,304 592,304	921,473 921,473

Total FH Projects	\$146,756.35
-------------------	--------------

PR23: $476,828 + 592,304 = 1,069,132$

PR03- BOSMAC (original) EXPENDITURES BY GEOGRAPHIC DISTRIBUTION

Grantee: RIVERSIDE COUNTY

Report date: 8/3/16

Rpt Program Year: 2015

July 1, 2011 - June 30, 2016

Year	IDIS Activit y #	Activity Name	NatObj	PctL M	MTX	Statu s	Funded	Draw Thru Amount	Draw In Amount	Balance	Acco mp Type	Total assisted by Race	Total Assisted
2014	5580	0.129-14 - Habitat for Humanity	LMH	0	14A	C	20,000.00	20,000.00	20,000.00	0.00	10	3	3
2014	5581	0.130-14 - Critical Home Maintenance & Repairs Program	LMH	0	14A	C	11,965.00	11,965.00	8,184.79	0.00	10	4	4
2015	5679	0.132-15 - Operation School Bell	LMC	0	05	C	36,525.00	36,525.00	36,525.00	0.00	01	302	302
2015	5680	0.133-15 - S.A.F.E. Domestic Violence Services	LMC	0	05G	C	16,000.00	16,000.00	16,000.00	0.00	01	932	932
2015	5681	0.134-15 - Helping People in Need	LMC	0	05	C	70,883.00	70,883.00	70,883.00	0.00	01	767	767
2015	5682	0.135-15 - Wildomar Senior Center Transportation Program	LMC	0	05A	C	8,000.00	8,000.00	8,000.00	0.00	01	150	150
2015	5683	0.136-15 - Blythe Emergency Food Pantry	LMC	0	05W	C	11,089.00	11,089.00	11,089.00	0.00	01	821	821
2015	5684	0.137-15 - Blythe Harmony Kitchen	LMC	0	05W	C	11,119.96	11,119.96	11,119.96	0.00	01	422	422
2015	5685	0.138-15 - Boys and Girls Club-Camp Kids Program	LMC	0	05L	C	22,358.00	22,358.00	22,358.00	0.00	01	50	50
2015	5686	0.139-15 - Boys and Girls Club-Teen Town Program	LMC	0	05	C	10,000.00	10,000.00	10,000.00	0.00	01	17	17
2015	5687	0.140-15 - Project Independence	LMC	0	05N	C	7,000.00	7,000.00	7,000.00	0.00	01	3	3
2015	5688	0.141-15 - Court Appointed Special Advocates (CASA) Program	LMC	0	05N	C	32,000.00	32,000.00	32,000.00	0.00	01	80	80
2015	5689	0.142-15 - Community Impact Plans	LMA	62.85	15	C	290,000.00	290,000.00	290,000.00	0.00	01	0	118585
2015	5690	0.143-15 - Home Enhancement Grant Program	LMH	0	14A	O	395,000.00	18,900.69	18,900.69	376,099.31	10	0	0
2015	5691	0.144-15 - Community Food Pantry of Murrieta	LMC	0	05	C	23,567.00	23,567.00	23,567.00	0.00	01	1204	1204
2015	5832	0.145-15 - Activity Delivery Cost- Critical Home Maintenance & Repair Program	LMH	0	14A	O	3,000.00	459.97	459.97	2,540.03	10	0	0
2015	5693	0.145-15 - Critical Home Maintenance & Repair Program	LMH	0	14A	O	23,500.00	0.00	0.00	23,500.00	10	0	0
2015	5694	0.146-15 - STEM Program for Disadvantaged Youth	LMC	0	05	C	10,000.00	10,000.00	10,000.00	0.00	01	65	65
2015	5695	0.147-15 - Care-A-Van Transit	LMC	0	05	C	19,500.00	19,500.00	19,500.00	0.00	01	532	532
2015	5696	0.148-15 - Valley-Wide Youth Scholarship Program	LMC	0	05D	C	5,391.00	5,391.00	5,391.00	0.00	01	139	139
2015	5697	0.149-15 - Women's Health Assistance Program	LMC	0	05	C	12,500.00	12,500.00	12,500.00	0.00	01	21	21
2015	5698	0.150-15 - Kin Care	LMC	0	05N	C	14,500.00	14,500.00	14,500.00	0.00	01	181	181
2015	5699	0.151-15 - Riverside County Affordable Solar Housing Program	LMH	0	14F	O	10,000.00	5,000.00	5,000.00	5,000.00	10	0	0
2015	5700	1.73-15 - Whiteside Manor's Transitional Housing for Dually Diagnosed	LMC	0	03T	C	35,000.00	35,000.00	35,000.00	0.00	01	53	53
2015	5701	1.74-15 - Mead Valley Community Center	LMA	53.59	05	C	99,840.00	99,840.00	99,840.00	0.00	01	0	33430
2015	5702	1.75-15 - Good Hope Community Center	LMA	65.03	05	C	49,310.00	49,310.00	49,310.00	0.00	01	0	26540
2015	5703	1.76-15 - 1st District Public Facility Fund	LMC	0	03	O	10,000.00	0.00	0.00	10,000.00	11	0	0
2015	5813	1.77-15 - Activity Delivery Cost- Good Hope Park Improvements	LMA	66.16	03F	O	5,000.00	117.94	117.94	4,882.06	11	0	0
2015	5795	1.77-15 - Good Hope Park Improvements	LMA	66.16	03F	O	350,000.00	0.00	0.00	350,000.00	11	0	0
2013	5523	1.CL.01-13 Canyon Lake Public Facility Project Fund	LMC	0	03	X	0.00	0.00	0.00	0.00	11	0	0
2014	5587	1.CL.02-14 - Home Repair Program	LMH	0	14A	O	55,652.00	30,156.00	4,863.00	25,496.00	10	3	3
2015	5746	1.CL.04-15- Canyon Lake Home Repair Program	LMH	0	14A	O	20,782.00	0.00	0.00	20,782.00	10	0	0
2013	5505	1.LE.31-13 - ADA Sidewalk Project	LMC	0	03L	C	133,228.06	133,228.06	103,637.45	0.00	01	4186	4186
2013	5508	1.LE.34-13 - CDBG Administrative Costs - EDA	0	0	21A	C	45,908.00	45,908.00	19,303.18	0.00	0	0	0
2014	5588	1.LE.36-14 - City of Lake Elsinore Sidewalk Improvements	LMA	65	03L	O	174,720.69	3,024.78	3,024.78	171,695.91	01	0	0
2014	5594	1.LE.42-14 - CDBG Administrative Costs-EDA	0	0	21A	O	46,418.00	39,650.38	39,650.38	6,767.62	0	0	0
2015	5754	1.LE.44-15 - Lake Elsinore Sidewalk Improvements	LMA	65.12	03K	O	197,811.67	0.00	0.00	197,811.67	01	0	0
2015	5755	1.LE.45-15 - Lake Elsinore Senior Center	LMC	0	03A	O	19,154.00	0.00	0.00	19,154.00	11	0	0

Year	IDIS Activit y #	Activity Name	NatObj	PctL		Statu s	Funded	Draw Thru Amount	Draw In Amount	Balance	Acco mp Type	Total assisted by Race	Total Assisted
				M	MTX								
2015	5756	1.LE.46-15 - Boys & Girls Clubs of Southwest County	LMC	0	05	C	10,000.00	10,000.00	10,000.00	0.00	01	60	60
2015	5757	1.LE.47-15 - Code Enforcement	LMA	57.51	15	C	100,000.00	100,000.00	100,000.00	0.00	01	0	24195
2015	5758	1.LE.48-15 - CDBG Administrative Cost - Lake Elsinore	0	0	21A	C	5,224.33	5,224.33	5,224.33	0.00	0	0	0
2015	5759	1.LE.49-15 - CDBG Administrative Cost - EDA	0	0	21A	O	50,889.00	0.00	0.00	50,889.00	0	0	0
2013	5537	1.WD.04-13 Wildomar Street Improvement Project	LMA	57.6	03K	X	0.00	0.00	0.00	0.00	01	0	0
2014	5595	1.WD.07-14 - City of Wildomar Gateway Park Project	LMA	74.1	03F	X	0.00	0.00	0.00	0.00	11	0	0
2015	5767	1.WD.10-15 - Code Enforcement	LMA	52.65	15	X	0.00	0.00	0.00	0.00	01	0	0
2015	5768	1.WD.11-15 - City Public Facility Fund	LMC	0	03	X	0.00	0.00	0.00	0.00	11	0	0
2015	5769	1.WD.12-15 - Wildomar/Sedco Sidewalk Project	LMA	74.09	03L	O	235,517.50	0.00	0.00	235,517.50	01	0	0
2013	5464	2.57-13 - Eddie Dee Smith Senior Center Improvement Project	LMC	0	03A	O	852,147.96	186,066.39	81,203.43	666,081.57	11	0	0
2014	5600	2.62-14 - 2nd District Public Facility Fund	LMC	0	03	X	0.00	0.00	0.00	0.00	11	0	0
2015	5704	2.66-15 - Highgrove Community Services	LMA	57.03	05	C	85,000.00	85,000.00	85,000.00	0.00	01	0	5050
2015	5705	2.67-15 - Eddie Dee Smith Senior Center	LMC	0	05A	C	97,124.00	97,124.00	97,124.00	0.00	01	466	466
2015	5706	2.68-15 - 2nd District Public Facility Fund	LMC	0	03	X	0.00	0.00	0.00	0.00	11	0	0
2012	5354	2.EV.02-12 - Repair and Addition of Sidewalks	LMC	0	03L	O	163,733.00	22,823.49	0.00	140,909.51	01	0	0
2014	5601	2.EV.06-14 - Eastvale Pedestrian Accessibility Improvements - Phase III	LMC	0	03L	O	249,887.67	20,475.59	20,475.59	229,412.08	01	0	0
2015	5750	2.EV.09-15 - Eastvale Pedestrian Accessibility Improvements	LMC	0	03L	O	130,152.00	0.00	0.00	130,152.00	01	0	0
2015	5751	2.EV.10-15 - Youth Recreation Scholarship Program	LMC	0	05D	C	5,170.00	5,170.00	5,170.00	0.00	01	24	24
2015	5753	2.JV.01-15 - Citywide ADA Curb, Ramp, and Sidewalk Upgrades	LMC	0	03L	O	115,990.00	0.00	0.00	115,990.00	01	0	0
2014	5671	2.NR.35-14 - Norco Community Center ADA Upgrades	LMC	0	03E	O	171,359.81	0.00	0.00	171,359.81	11	0	0
2015	5763	2.NR.36-15 - Senior Recreation and Community Services	LMC	0	05A	C	11,502.00	11,502.00	11,502.00	0.00	01	709	709
2015	5764	2.NR.37-15 - Norco Party Partdners for Developmentally Challenged	LMC	0	05B	X	0.00	0.00	0.00	0.00	01	0	0
2015	5765	2.NR.38-15 - Ingalls Park ADA Restroom Project Phase II	LMC	0	03F	O	70,657.00	0.00	0.00	70,657.00	11	0	0
2014	5610	3.106-14 - Solar Energy Project - EXCEED Vocational Training Center - Phase 2	LMC	0	03B	C	110,000.00	110,000.00	110,000.00	0.00	11	240	240
2014	5612	3.108-14 - 3rd District Public Facility Fund	LMC	0	03	X	0.00	0.00	0.00	0.00	11	0	0
2015	5707	3.111-15 - Idyllwild HELP Center	LMC	0	05	C	10,000.00	10,000.00	10,000.00	0.00	01	126	126
2015	5708	3.112-15 - Operation School Bell	LMC	0	05	C	7,500.00	7,500.00	7,500.00	0.00	01	76	76
2015	5709	3.113-15 - The Community Pantry	LMC	0	05W	C	30,000.00	30,000.00	30,000.00	0.00	01	3613	3613
2015	5710	3.114-15 - 3rd District Public Facility Fund	LMC	0	03	X	0.00	0.00	0.00	0.00	11	0	0
2015	5814	3.115-15 - Activity Delivery Cost- San Jacinto Parks Improvements Project	LMA	56.92	03F	O	5,000.00	1,723.03	1,723.03	3,276.97	11	0	0
2015	5796	3.115-15 - San Jacinto Parks Improvements Project	LMA	56.92	03F	O	500,000.00	0.00	0.00	500,000.00	11	0	0
2015	5797	3.115-15 -(B) SJ-Sallee Park Improvements	LMA	66.91	03F	X	0.00	0.00	0.00	0.00	11	0	0
2015	5798	3.115-15 -(C) SJ-Valley-Wide Park Improvements	LMA	58.22	03F	X	0.00	0.00	0.00	0.00	11	0	0
2015	5799	3.115-15 -(D) SJ-Valle Vista Park Improvements	LMA	55.23	03F	X	0.00	0.00	0.00	0.00	11	0	0
2015	5801	3.116-15 - FSA Senior Nutrition Site Program	LMC	0	05A	C	40,133.44	40,133.44	40,133.44	0.00	01	590	590
2015	5808	3.117-15 - Valley Restart A-Ride-Home	LMC	0	03T	C	4,702.80	4,702.80	4,702.80	0.00	01	32	32
2013	5472	3.99-13 - Hemet Senior Center Parking Lot Expansion Site Acquisition and Improvement Project	LMC	0	03A	O	1,000,000.00	711,932.22	343,170.20	288,067.78	11	0	0
2010	4991	3.MR.16-10 - Pedestrian Safety Enhancements (2010-2011) Phase II	LMC	0	03	C	239,405.68	239,405.68	15,704.68	0.00	01	5856	5856
2011	5197	3.MR.23-11 - Murrieta Senior Center Expansion Project	LMC	0	03A	O	453,677.70	429,684.57	377,722.02	23,993.13	11	0	0
2012	5817	3.MR.28-12 - Activity Delivery Cost- Murrieta Senior Center Expansion Project	LMC	0	03A	O	5,000.00	0.00	0.00	5,000.00	11	0	0
2012	5365	3.MR.28-12 - Murrieta Senior Center Expansion	LMC	0	03A	O	310,707.00	0.00	0.00	310,707.00	11	0	0
2013	5512	3.MR.32-13 - Senior Center Recreation Facility Improvement Project	LMC	0	03A	O	301,220.00	281.84	281.84	300,938.16	11	0	0

280,840.12

Year	IDIS Activity #	Activity Name	NatObj	PctL		Status	Funded	Draw Thru Amount	Draw In Amount	Balance	Acco mp Type	Total assisted by Race	Total Assisted
				M	MTX								
2014	5613	3.MR.34-14 - Murrieta Community Center ADA Restroom Project	LMC	0	03E	O	251,169.00	155,120.79	155,120.79	96,048.21	11	0	0
2015	5762	3.MR.37-15 - Pedestrian Safety Enhancement Project	LMC	0	03	O	326,165.32	0.00	0.00	326,165.32	01	0	0
2015	5815	3.SJ.04-15 - Activity Delivery Cost- Downtown San Jacinto Street Improvements	LMA	78.09	03K	O	5,000.00	820.20	820.20	4,179.80	01	0	0
2015	5766	3.SJ.04-15 - Downtown San Jacinto Street Improvements	LMA	78.09	03K	O	400,309.00	0.00	0.00	400,309.00	01	0	0
2015	5831	3.SJ.05-15 -San Jacinto Code Enforcement	LMA	67.64	15	O	160,000.00	29,094.92	29,094.92	130,905.08	01	0	0
2012	5334	4.126-12 - Oasis Elementary School Playground Improvement Project	LMA	80.9	03F	C	142,004.62	142,004.62	133,402.91	0.00	11	0	4892
2014	5625	4.164-14 - S.C.R.A.P. Gallery Mural Program	LMA	74.6	03	O	15,000.00	8,907.36	8,907.36	6,092.64	01	0	0
2014	5626	4.165-14 - John Kelley Elementary Playground Improvement Project	LMA	83.6	03F	C	49,929.38	49,929.38	49,929.38	0.00	11	0	1765
2014	5628	4.167-14 - 4th District Public Facility Fund	LMC	0	03	X	0.00	0.00	0.00	0.00	11	0	0
2014	5812	4.168-14 - Activity Delivery Cost- Colorado River Community Center	LMA	66.76	03	O	10,500.00	3,019.37	3,019.37	7,480.63	01	0	0
2014	5670	4.168-14 - Colorado River Community Center	LMA	66.76	03	O	139,833.54	580.72	580.72	139,252.82	01	0	0
2015	5711	4.169-15 - St. Elizabeth Food Pantry	LMC	0	05W	C	3,000.00	3,000.00	3,000.00	0.00	01	210	210
2015	5712	4.170-15 - Galilee Assistance Program-Mecca Comfort Station	LMC	0	05	C	50,013.14	50,013.14	50,013.14	0.00	01	93	93
2015	5713	4.171-15 - Food Assistance Program	LMC	0	05	C	5,000.00	5,000.00	5,000.00	0.00	01	2358	2358
2015	5714	4.172-15 - Mental Health Counseling	LMC	0	05O	C	4,986.86	4,986.86	4,986.86	0.00	01	86	86
2015	5715	4.173-15 - Las Mananitas Migrant Farmworker Housing	LMC	0	03T	C	6,000.00	6,000.00	6,000.00	0.00	01	147	147
2015	5716	4.174-15 - Paseo de los Heroes II After-School Program	LMC	0	05	C	4,000.00	4,000.00	4,000.00	0.00	01	38	38
2015	5717	4.175-15 - Indio Hills After School Program	LMC	0	05	C	9,566.29	9,566.29	9,566.29	0.00	01	32	32
2015	5718	4.176-15 - North Shore After School Program	LMC	0	05	C	10,000.00	10,000.00	10,000.00	0.00	01	51	51
2015	5719	4.177-15 - Community Recreation Services and Community Engagement	LMA	69.94	05	C	19,931.64	19,931.64	19,931.64	0.00	01	0	42705
2015	5720	4.178-15 - Harrison House Transitional Living and Permanent Supportive Housing Program	LMC	0	03T	C	10,000.00	10,000.00	10,000.00	0.00	01	8	8
2015	5721	4.179-15 - Deserts Best Friend's Closet Program	LMC	0	05	C	2,000.00	2,000.00	2,000.00	0.00	01	71	71
2015	5722	4.180-15 - Transitional Housing Program - MVK	LMC	0	03T	C	5,000.00	5,000.00	5,000.00	0.00	01	31	31
2015	5723	4.181-15 - Emergency Food and Shelter Program (CVRM)	LMC	0	03T	C	5,000.00	5,000.00	5,000.00	0.00	01	2070	2070
2015	5729	4.182-15 - F.I.N.D. Outreach and Case Management Program	LMC	0	05	C	20,000.00	20,000.00	20,000.00	0.00	01	1510	1510
2015	5730	4.183-15 - ERU Facility Improvement Project	LMC	0	03	C	6,078.00	6,078.00	6,078.00	0.00	01	76	76
2015	5731	4.184-15 - The Ranch Solar Project	LMC	0	03	X	0.00	0.00	0.00	0.00	01	0	0
2015	5732	4.185-15 - Mizell Senior Center Painting/Roof Project	LMC	0	03A	C	9,500.00	9,500.00	9,500.00	0.00	11	80	80
2015	5829	4.185-15 -Activity Delivery Cost- Mizell Senior Center Painting/Roof Project	LMC	0	03A	C	321.01	321.01	321.01	0.00	11	0	0
2015	5827	4.186-15 - Activity Delivery Cost- Desert Arc ADA Improvements	LMC	0	03B	O	5,000.00	115.70	115.70	4,884.30	11	0	0
2015	5733	4.186-15 - Desert Arc ADA Improvements	LMC	0	03B	O	30,000.00	480.00	480.00	29,520.00	11	0	0
2015	5734	4.187-15 - Shelter Security Upgrade	LMC	0	03C	X	0.00	0.00	0.00	0.00	11	0	0
2015	5823	4.188-15 - Activity Delivery Cost- Desert AIDS Generator Project, Phase I	LMC	0	03S	O	3,000.00	649.39	649.39	2,350.61	11	0	0
2015	5735	4.188-15 - Desert AIDS Generator Project, Phase I	LMC	0	03S	O	30,000.00	0.00	0.00	30,000.00	11	0	0
2015	5736	4.189-15 - Coachella Valley Micro-Enterprise Development Program	LMC	0	18C	C	12,500.00	12,500.00	12,500.00	0.00	01	4	4
2015	5737	4.190-15 - 4th District Public Facility Fund	LMC	0	03	X	0.00	0.00	0.00	0.00	11	0	0
2015	5794	4.191-15 - North Shore Community Park	LMA	80	03F	O	200,000.00	107,339.75	107,339.75	92,660.25	11	0	0
2013	5496	4.BL.34-13 - Park Improvement Project	LMA	53.3	03F	C	90,127.14	90,127.14	3,175.00	0.00	11	0	10731
2015	5745	4.BL.37-15 - Park Improvement Project	LMA	71.81	03F	O	86,393.96	0.00	0.00	86,393.96	11	0	0
2014	5633	4.CO.08-14 - Shady Lane Sidewalk Improvement Project	LMA	77.6	03L	C	142,111.64	142,111.64	142,111.64	0.00	01	0	3415
2015	5747	4.CO.10-15 - Code Enforcement Program	LMA	62.18	15	O	362,666.19	100,000.00	100,000.00	262,666.19	01	0	0
2015	5748	4.CO.11-15 - Blight and Graffiti Mitigation Program	LMA	62.18	05V	X	0.00	0.00	0.00	0.00	01	0	0
2015	5818	4.DHS.20-15 - Activity Delivery Cost- Park Improvement Project	LMA	62.58	03F	O	5,000.00	0.00	0.00	5,000.00	11	0	0

Year	IDIS Activit y #	Activity Name	NatObj	PctL M	MTX	Statu s	Funded	Draw Thru Amount	Draw In Amount	Balance	Acco mp Type	Total assisted by Race	Total Assisted
2015	5749	4.DHS.20-15 - Park Improvement Project	LMA	62.58	03F	O	212,648.00	0.00	0.00	212,648.00	11	0	0
2015	5779	4.DHS.21-15 - City of DHS-Swim Scholarship Program	LMC	0	05	X	0.00	0.00	0.00	0.00	01	0	0
2014	5634	4.IW.09-14 - Upgraded Lighting for Senior Affordable Housing Property-Phase II	LMH	0	14D	C	20,000.00	20,000.00	0.00	0.00	10	123	123
2015	5824	4.IW.10-15 - Activity Delivery Cost- ADA Improvement Project	LMH	0	14D	O	3,000.00	153.03	153.03	2,846.97	10	0	0
2015	5752	4.IW.10-15 - ADA Improvement Project	LMH	0	14D	O	38,765.05	0.00	0.00	38,765.05	10	0	0
2014	5635	4.LQ.19-14 - Parks ADA Improvements Project	LMC	0	03F	C	317,010.23	317,010.23	317,010.23	0.00	11	3614	3614
2014	5637	4.LQ.21-14 - Vista Dunes Community Center Improvements	LMC	0	03E	C	12,785.75	12,785.75	12,785.75	0.00	11	79	79
2015	5760	4.LQ.23-15 - City of La Quinta ADA Improvements	LMC	0	03	C	112,221.00	112,221.00	112,221.00	0.00	01	3614	3614
2015	5761	4.LQ.24-15 - Boys and Girls Club- Coachella Valley	LMC	0	05	C	11,985.00	11,985.00	11,985.00	0.00	01	47	47
2014	5642	5.70-14 - 5th District Public Facility Fund	LMC	0	03	X	0.00	0.00	0.00	0.00	11	0	0
2015	5738	5.74-15 - Cabazon Community Services Program	LMA	65.17	05	C	100,000.00	100,000.00	100,000.00	0.00	01	0	2555
2015	5739	5.75-15 - Emergency Food Distribution	LMC	0	05W	C	10,000.00	10,000.00	10,000.00	0.00	01	1068	1068
2015	5819	5.76-15 - Activity Delivery Cost- Noble Creek Park Improvement Project	LMC	0	03F	O	5,000.00	372.19	372.19	4,627.81	11	0	0
2015	5740	5.76-15 - Noble Creek Park Improvement Project	LMC	0	03F	O	43,396.00	0.00	0.00	43,396.00	11	0	0
2015	5741	5.77-15 - U.S. VETS Shelter and Meals	LMC	0	03T	C	10,000.00	10,000.00	10,000.00	0.00	01	173	173
2015	5742	5.78-15 - Transportation and Adult Day Services	LMC	0	05A	C	1,000.00	1,000.00	1,000.00	0.00	01	17	17
2015	5743	5.79-15 - Alternatives to Domestic Violence	LMC	0	05G	C	3,000.00	3,000.00	3,000.00	0.00	01	11	11
2015	5821	5.80-15 - Activity Delivery Cost- March Field Air Museum ADA Project	LMC	0	03	O	5,000.00	639.02	639.02	4,360.98	01	0	0
2015	5785	5.80-15 - March Field Air Museum ADA Project	LMC	0	03	O	213,703.78	13,900.00	13,900.00	199,803.78	01	0	0
2013	5495	5.BEA.22-13 - City of Beaumont Community Pool Renovation Project	LMA	53.7	03E	C	137,329.73	137,329.73	0.00	0.00	11	0	5260
2015	5744	5.BEA.27-15 - Street and Sidewalk Repair	LMA	60.94	03K	O	149,627.00	0.00	0.00	149,627.00	01	0	0
2015	5822	5.BEA.27-15 -Activity Delivery Cost- Street and Sidewalk Repair	LMA	60.94	03K	O	5,000.00	411.49	411.49	4,588.51	01	0	0
2014	5643	5.BEA.24-14 - Street& Sidewalk Improvement Project	LMA	60.9	03	O	324,546.27	3,894.46	3,894.46	320,651.81	01	0	0
2013	5493	5.BN.28-13 - Lions Park Improvement Project	LMA	63.1	03F	C	262,651.03	262,651.03	262,651.03	0.00	11	0	13134
2015	5825	5.BN.32-15 - Activity Delivery Cost- Lions Park ADA Improvements	LMA	63.05	03F	O	5,000.00	182.42	182.42	4,817.58	11	0	0
2015	5778	5.BN.32-15 - Lions Park ADA Improvements	LMA	63.05	03F	O	173,818.00	106,163.07	106,163.07	67,654.93	11	0	0
2013	5524	9.110-13 - Good Hope Community Center and Park Improvements	LMA	58	03F	C	48,194.66	48,194.66	0.00	0.00	11	0	7400
2014	5554	9.114-14 - CDBG Program Administration (2014)	0	0	21A	C	1,312,521.63	1,312,521.63	477,838.17	0.00	0	0	0
2014	5555	9.115-14 - Fair Housing Program Administration (2014)	0	0	21D	C	134,315.86	134,315.86	124.41	0.00	0	0	0
2014	5563	9.122-14 - Riverside County Cultural Center- Golden years Pavilion Improvements	LMC	0	03	O	100,000.00	0.00	0.00	100,000.00	01	0	0
2014	5564	9.125-14 - Home Enhancement Rehab Program	LMH	0	14A	O	630,394.73	186,532.34	186,532.34	443,862.39	10	0	0
2014	5659	9.128-14 Economic Development-MicroEnterprise	LMCMC	0	18C	O	407,635.00	20,214.91	20,214.91	387,420.09	08	0	0
2015	5675	9.128-15 - CDBG Program Administration	0	0	21A	O	1,334,588.00	1,158,699.61	1,158,699.61	175,888.39	0	0	0
2014	5660	9.129-14 - Economic Development-Financial Assistance	LMJ	0	18A	O	407,636.00	13,677.12	13,677.12	393,958.88	13	0	0
2015	5676	9.129-15 - Fair Housing Program Administration	0	0	21D	C	134,790.77	134,790.77	134,790.77	0.00	0	0	0
2015	5775	9.130-15 - Fair Housing Public Facility Fund	LMC	0	03	C	11,841.17	11,841.17	11,841.17	0.00	01	6557	6557
2015	5677	9.131-15 - Neighborhood Enhancement Program II	LMA	62.85	05V	C	32,470.66	32,470.66	32,470.66	0.00	01	0	118585
2015	5678	9.132-15 - Economic Development Assistance Fund	LMJ	0	18A	O	50,000.00	8,293.93	8,293.93	41,706.07	13	0	0
2015	5776	9.133-15 - Countywide Road Improvement Projects	LMC	0	03	O	153,585.15	0.00	0.00	153,585.15	11	0	0
2015	5777	9.134-15 - Countywide Public Facility Fund	LMC	0	03	O	130,353.43	0.00	0.00	130,353.43	11	0	0
2015	5787	9.135-15 - CDBG Program Administration-20%PI	0	0	21A	O	14,739.24	14,091.15	14,091.15	648.09	0	0	0
2015	5805	9.136-15 - Good Hope Community Road Improvement Project	LMA	55.16	03K	C	319,136.02	319,136.02	319,136.02	0.00	01	0	7225

IDIS Activit y #												Total assisted by Race	Total Assisted
Year	Activity Name	NatObj	PctL M	MTX	Statu s	Funded	Draw Thru Amount	Draw In Amount	Balance	Acco mp Type			
2015	5809	9.137-15 - Ripley Waterwaste System Improvements	LMA	86.36	03J	O	134,676.30	101,757.60	101,757.60	32,918.70	01	0	0
2015	5810	9.138-15 - Mesa Verde Water System Improvements	LMA	57.05	03J	C	11,323.70	11,323.70	11,323.70	0.00	01	0	3190
2015	5811	9.139-15 - Desert Center Wastewater System Improvements	LMA	62.25	03J	O	34,510.66	33,750.00	33,750.00	760.66	01	0	0
2011	5206	9.76-11 - Good Hope Elementary School Sidewalk Project	LMA	59.9	03	C	535,742.09	535,742.09	112,196.03	0.00	01	0	4276
18,431,471.91							9,435,992.72	6,885,112.85	8,995,479.19			43,895	476,828

										0.00			Total Total Race	Total Assisted
--	--	--	--	--	--	--	--	--	--	------	--	--	---------------------	-------------------

Admin	1,849,722.00	27%
Coop Cities	1,693,499.16	25%
CW	926,008.54	13%
Metro	216,662.23	3%
Districts	2,199,220.92	32%
	<u>6,885,112.85</u>	100%

Grantee: RIVERSIDE COUNTY

Report date: 8/3/16

Rpt Program Year: 2015

July 1, 2011 - June 30, 2016

Year	IDIS Activity #	Activity Name	NatObj	PctLM	MTX	Status	Objectives	Outcomes	Funded	Draw Thru Amount	Draw In Amount	Balance	Accomp Type	Total Race CR-10	Actual Total Assisted	Proposed to Assist - 2015 ONLY
2013	5508	1.LE.34-13 - CDBG Administrative Costs - EDA	0	0	21A	C	0	0	45,908.00	45,908.00	19,303.18	0.00	0	0	-	
2014	5594	1.LE.42-14 - CDBG Administrative Costs-EDA	0	0	21A	O	0	0	46,418.00	39,650.38	39,650.38	6,767.62	0	0	-	
2015	5758	1.LE.48-15 - CDBG Administrative Cost - Lake Elsinore	0	0	21A	C	0	0	5,224.33	5,224.33	5,224.33	0.00	0	0	-	-
2015	5759	1.LE.49-15 - CDBG Administrative Cost - EDA	0	0	21A	O	0	0	50,889.00	0.00	0.00	50,889.00	0	0	-	-
2014	5554	9.114-14 - CDBG Program Administration (2014)	0	0	21A	C	0	0	1,312,521.63	1,312,521.63	477,838.17	0.00	0	0	-	
2015	5675	9.128-15 - CDBG Program Administration	0	0	21A	O	0	0	1,334,588.00	1,158,699.61	1,158,699.61	175,888.39	0	0	-	-
2015	5787	9.135-15 - CDBG Program Administration-20%PI	0	0	21A	O	0	0	14,739.24	14,091.15	14,091.15	648.09	0	0	-	-
2014	5555	9.115-14 - Fair Housing Program Administration (2014)	0	0	21D	C	0	0	134,315.86	134,315.86	124.41	0.00	0	0	-	
2015	5676	9.129-15 - Fair Housing Program Administration	0	0	21D	C	0	0	134,790.77	134,790.77	134,790.77	0.00	0	0	-	-
2010	4991	3.MR.16-10 - Pedestrian Safety Enhancements (2010-2011) Phase II	LMC	0	03	C	1	1	239,405.68	239,405.68	15,704.68	0.00	01	5856	5,856	
2015	5762	3.MR.37-15 - Pedestrian Safety Enhancement Project	LMC	0	03	O	1	1	326,165.32	0.00	0.00	326,165.32	01	0	-	5,856
2014	5625	4.164-14 - S.C.R.A.P. Gallery Mural Program	LMA	74.6	03	O	1	1	15,000.00	8,907.36	8,907.36	6,092.64	01	0	-	
2014	5812	4.168-14 - Activity Delivery Cost- Colorado River Community Center	LMA	66.76	03	O	1	1	10,500.00	3,019.37	3,019.37	7,480.63	01	0	-	
2014	5670	4.168-14 - Colorado River Community Center	LMA	66.76	03	O	1	1	139,833.54	580.72	580.72	139,252.82	01	0	-	
2015	5730	4.183-15 - ERU Facility Improvement Project	LMC	0	03	C	1	1	6,078.00	6,078.00	6,078.00	0.00	01	76	76	75
2015	5731	4.184-15 - The Ranch Solar Project	LMC	0	03	X	1	1	0.00	0.00	0.00	0.00	01	0	-	
2015	5760	4.LQ.23-15 - City of La Quinta ADA Improvements	LMC	0	03	C	1	1	112,221.00	112,221.00	112,221.00	0.00	01	3614	3,614	3,614
2015	5821	5.80-15 - Activity Delivery Cost- March Field Air Museum ADA Project	LMC	0	03	O	1	1	5,000.00	639.02	639.02	4,360.98	01	0	-	-
2015	5785	5.80-15 - March Field Air Museum ADA Project	LMC	0	03	O	1	1	213,703.78	13,900.00	13,900.00	199,803.78	01	0	-	266,160
2014	5643	5.BEA-24-14 - Street& Sidewalk Improvement Project	LMA	60.9	03	O	1	1	324,546.27	3,894.46	3,894.46	320,651.81	01	0	-	
2014	5563	9.122-14 - Riverside County Cultural Center- Golden years Pavilion Improvements	LMC	0	03	O	1	1	100,000.00	0.00	0.00	100,000.00	01	0	-	
2015	5775	9.130-15 - Fair Housing Public Facility Fund	LMC	0	03	C	1	1	11,841.17	11,841.17	11,841.17	0.00	01	6557	6,557	11,400

<div> <div>IDIS</div> <div>Activity #</div> <div>Activity Name</div> <div>NatObj</div> <div>PctLM</div> <div>MTX</div> <div>Status</div> <div>Objectives</div> <div>Outcomes</div> <div>Funded</div> <div>Draw Thru Amount</div> <div>Draw In Amount</div> <div>Balance</div> <div>Accomp Type</div> <div>Total Race CR-10</div> <div>Actual Total Assisted</div> <div>Proposed to Assist - 2015 ONLY</div> </div>																
2015	5681	0.134-15 - Helping People in Need	LMC	0	05	C	1	1	70,883.00	70,883.00	70,883.00	0.00	01	767	767	762
2015	5686	0.139-15 - Boys and Girls Club-Teen Town Program	LMC	0	05	C	1	1	10,000.00	10,000.00	10,000.00	0.00	01	17	17	17
2015	5691	0.144-15 - Community Food Pantry of Murrieta	LMC	0	05	C	1	1	23,567.00	23,567.00	23,567.00	0.00	01	1204	1,204	1,204
2015	5694	0.146-15 - STEM Program for Disadvantaged Youth	LMC	0	05	C	1	1	10,000.00	10,000.00	10,000.00	0.00	01	65	65	150
2015	5695	0.147-15 - Care-A-Van Transit	LMC	0	05	C	1	1	19,500.00	19,500.00	19,500.00	0.00	01	532	532	532
2015	5697	0.149-15 - Women's Health Assistance Program	LMC	0	05	C	1	1	12,500.00	12,500.00	12,500.00	0.00	01	21	21	21
2015	5701	1.74-15 - Mead Valley Community Center	LMA	53.59	05	C	1	1	99,840.00	99,840.00	99,840.00	0.00	01	0	33,430	33,430
2015	5702	1.75-15 - Good Hope Community Center	LMA	65.03	05	C	1	1	49,310.00	49,310.00	49,310.00	0.00	01	0	26,540	26,540
2015	5756	1.LE.46-15 - Boys & Girls Clubs of Southwest County	LMC	0	05	C	1	1	10,000.00	10,000.00	10,000.00	0.00	01	60	60	30
2015	5704	2.66-15 - Highgrove Community Services	LMA	57.03	05	C	1	1	85,000.00	85,000.00	85,000.00	0.00	01	0	5,050	5,050
2015	5707	3.111-15 - Idyllwild HELP Center	LMC	0	05	C	1	1	10,000.00	10,000.00	10,000.00	0.00	01	126	126	126
2015	5712	4.170-15 - Galilee Assistance Program-Mecca Comfort Station	LMC	0	05	C	1	1	50,013.14	50,013.14	50,013.14	0.00	01	93	93	93
2015	5713	4.171-15 - Food Assistance Program	LMC	0	05	C	1	1	5,000.00	5,000.00	5,000.00	0.00	01	2358	2,358	2,358
2015	5719	4.177-15 - Community Recreation Services and Community Engagement	LMA	69.94	05	C	1	1	19,931.64	19,931.64	19,931.64	0.00	01	0	42,705	42,705
2015	5721	4.179-15 - Deserts Best Friend's Closet Program	LMC	0	05	C	1	1	2,000.00	2,000.00	2,000.00	0.00	01	71	71	71
2015	5729	4.182-15 - F.I.N.D. Outreach and Case Management Program	LMC	0	05	C	1	1	20,000.00	20,000.00	20,000.00	0.00	01	1510	1,510	900
2015	5738	5.74-15 - Cabazon Community Services Program	LMA	65.17	05	C	1	1	100,000.00	100,000.00	100,000.00	0.00	01	0	2,555	2,555
2015	5755	1.LE.45-15 - Lake Elsinore Senior Center	LMC	0	03A	O	1	1	19,154.00	0.00	0.00	19,154.00	11	0	-	200
2012	5817	3.MR.28-12 - Activity Delivery Cost- Murrieta Senior Center Expansion Project	LMC	0	03A	O	1	1	5,000.00	0.00	0.00	5,000.00	11	0	-	-
2012	5365	3.MR.28-12 - Murrieta Senior Center Expansion	LMC	0	03A	O	1	1	310,707.00	0.00	0.00	310,707.00	11	0	-	-
2013	5512	3.MR.32-13 - Senior Center Recreation Facility Improvement Project	LMC	0	03A	O	1	1	301,220.00	281.84	281.84	300,938.16	11	0	-	-
2014	5610	3.106-14 - Solar Energy Project - EXCEED Vocational Training Center - Phase 2	LMC	0	03B	C	1	1	110,000.00	110,000.00	110,000.00	0.00	11	240	240	-
2015	5827	4.186-15 - Activity Delivery Cost- Desert Arc ADA Improvements	LMC	0	03B	O	1	1	5,000.00	115.70	115.70	4,884.30	11	0	-	-

Year	IDIS Activit y #	Activity Name	NatObj	PctLM	MTX	Status	Objectiv es	Outcom es	Funded	Draw Thru Amount	Draw In Amount	Balance	Accomp Type	Total Race CR-10	Actual Total Assisted	Proposed to Assist - 2015 ONLY
2015	5733	4.186-15 - Desert Arc ADA Improvements	LMC	0	03B	O	1	1	30,000.00	480.00	480.00	29,520.00	11	0	-	500
2015	5734	4.187-15 - Shelter Security Upgrade	LMC	0	03C	X	1	1	0.00	0.00	0.00	0.00	11	0	-	
2014	5671	2.NR.35-14 - Norco Community Center ADA Upgrades	LMC	0	03E	O	1	1	171,359.81	0.00	0.00	171,359.81	11	0	-	
2014	5613	3.MR.34-14 - Murrieta Community Center ADA Restroom Project	LMC	0	03E	O	1	1	251,169.00	155,120.79	155,120.79	96,048.21	11	0	-	
2014	5637	4.LQ.21-14 - Vista Dunes Community Center Improvements	LMC	0	03E	C	1	1	12,785.75	12,785.75	12,785.75	0.00	11	79	79	
2013	5495	5.BEA.22-13 - City of Beaumont Community Pool Renovation Project	LMA	53.7	03E	C	1	1	137,329.73	137,329.73	0.00	0.00	11	0	5,260	
2015	5765	2.NR.38-15 - Ingalls Park ADA Restroom Project Phase II	LMC	0	03F	O	1	1	70,657.00	0.00	0.00	70,657.00	11	0	-	3,132
2012	5334	4.126-12 - Oasis Elementary School Playground Improvement Project	LMA	80.9	03F	C	1	1	142,004.62	142,004.62	133,402.91	0.00	11	0	4,892	
2014	5626	4.165-14 - John Kelley Elementary Playground Improvement Project	LMA	83.6	03F	C	1	1	49,929.38	49,929.38	49,929.38	0.00	11	0	1,765	
2013	5496	4.BL.34-13 - Park Improvement Project	LMA	53.3	03F	C	1	1	90,127.14	90,127.14	3,175.00	0.00	11	0	10,731	
2015	5745	4.BL.37-15 - Park Improvement Project	LMA	71.81	03F	O	1	1	86,393.96	0.00	0.00	86,393.96	11	0	-	1,295
2014	5635	4.LQ.19-14 - Parks ADA Improvements Project	LMC	0	03F	C	1	1	317,010.23	317,010.23	317,010.23	0.00	11	3614	3,614	
2015	5819	5.76-15 - Activity Delivery Cost- Noble Creek Park Improvement Project	LMC	0	03F	O	1	1	5,000.00	372.19	372.19	4,627.81	11	0	-	-
2015	5740	5.76-15 - Noble Creek Park Improvement Project	LMC	0	03F	O	1	1	43,396.00	0.00	0.00	43,396.00	11	0	-	300
2015	5825	5.BN.32-15 - Activity Delivery Cost- Lions Park ADA Improvements	LMA	63.05	03F	O	1	1	5,000.00	182.42	182.42	4,817.58	11	0	-	-
2015	5778	5.BN.32-15 - Lions Park ADA Improvements	LMA	63.05	03F	O	1	1	173,818.00	106,163.07	106,163.07	67,654.93	11	0	-	13,134
2015	5754	1.LE.44-15 - Lake Elsinore Sidewalk Improvements	LMA	65.12	03K	O	1	1	197,811.67	0.00	0.00	197,811.67	01	0	-	4,945
2015	5744	5.BEA.27-15 - Street and Sidewalk Repair	LMA	60.94	03K	O	1	1	149,627.00	0.00	0.00	149,627.00	01	0	-	8,525
2015	5822	5.BEA.27-15 -Activity Delivery Cost- Street and Sidewalk Repair	LMA	60.94	03K	O	1	1	5,000.00	411.49	411.49	4,588.51	01	0	-	-
2013	5505	1.LE.31-13 - ADA Sidewalk Project	LMC	0	03L	C	1	1	133,228.06	133,228.06	103,637.45	0.00	01	4186	4,186	
2014	5588	1.LE.36-14 - City of Lake Elsinore Sidewalk Improvements	LMA	65	03L	O	1	1	174,720.69	3,024.78	3,024.78	171,695.91	01	0	-	
2012	5354	2.EV.02-12 - Repair and Addition of Sidewalks	LMC	0	03L	O	1	1	163,733.00	22,823.49	0.00	140,909.51	01	0	-	
2014	5601	2.EV.06-14 - Eastvale Pedestrian Accessibility Improvements - Phase III	LMC	0	03L	O	1	1	249,887.67	20,475.59	20,475.59	229,412.08	01	0	-	
2015	5750	2.EV.09-15 - Eastvale Pedestrian Accessibility Improvements	LMC	0	03L	O	1	1	130,152.00	0.00	0.00	130,152.00	01	0	-	100

Year	IDIS Activit y #	Activity Name	NatObj	PctLM	MTX	Status	Objectiv es	Outcom es	Funded	Draw Thru Amount	Draw In Amount	Balance	Accomp Type	Total Race CR-10	Actual Total Assisted	Proposed to Assist - 2015 ONLY
2015	5753	2.JV.01-15 - Citywide ADA Curb, Ramp, and Sidewalk Upgrades	LMC	0	03L	O	1	1	115,990.00	0.00	0.00	115,990.00	01	0	-	14,501
2014	5633	4.CO.08-14 - Shady Lane Sidewalk Improvement Project	LMA	77.6	03L	C	1	1	142,111.64	142,111.64	142,111.64	0.00	01	0	3,415	
2015	5823	4.188-15 - Activity Delivery Cost- Desert AIDS Generator Project, Phase I	LMC	0	03S	O	1	1	3,000.00	649.39	649.39	2,350.61	11	0	-	-
2015	5735	4.188-15 - Desert AIDS Generator Project, Phase I	LMC	0	03S	O	1	1	30,000.00	0.00	0.00	30,000.00	11	0	-	2,200
2015	5700	1.73-15 - Whiteside Manor's Transitional Housing for Dually Diagnosed	LMC	0	03T	C	1	1	35,000.00	35,000.00	35,000.00	0.00	01	53	53	53
2015	5808	3.117-15 - Valley Restart A-Ride-Home	LMC	0	03T	C	1	1	4,702.80	4,702.80	4,702.80	0.00	01	32	32	50
2015	5715	4.173-15 - Las Mananitas Migrant Farmworker Housing	LMC	0	03T	C	1	1	6,000.00	6,000.00	6,000.00	0.00	01	147	147	147
2015	5720	4.178-15 - Harrison House Transitional Living and Permanent Supportive Housing Program	LMC	0	03T	C	1	1	10,000.00	10,000.00	10,000.00	0.00	01	8	8	8
2015	5722	4.180-15 - Transitional Housing Program - MVK	LMC	0	03T	C	1	1	5,000.00	5,000.00	5,000.00	0.00	01	31	31	31
2015	5723	4.181-15 - Emergency Food and Shelter Program (CVRM)	LMC	0	03T	C	1	1	5,000.00	5,000.00	5,000.00	0.00	01	2070	2,070	2,070
2015	5741	5.77-15 - U.S. VETS Shelter and Meals	LMC	0	03T	C	1	1	10,000.00	10,000.00	10,000.00	0.00	01	173	173	200
2015	5682	0.135-15 - Wildomar Senior Center Transportation Program	LMC	0	05A	C	1	1	8,000.00	8,000.00	8,000.00	0.00	01	150	150	150
2015	5705	2.67-15 - Eddie Dee Smith Senior Center	LMC	0	05A	C	1	1	97,124.00	97,124.00	97,124.00	0.00	01	466	466	500
2015	5763	2.NR.36-15 - Senior Recreation and Community Services	LMC	0	05A	C	1	1	11,502.00	11,502.00	11,502.00	0.00	01	709	709	150
2015	5801	3.116-15 - FSA Senior Nutrition Site Program	LMC	0	05A	C	1	1	40,133.44	40,133.44	40,133.44	0.00	01	590	590	300
2015	5742	5.78-15 - Transportation and Adult Day Services	LMC	0	05A	C	1	1	1,000.00	1,000.00	1,000.00	0.00	01	17	17	17
2015	5764	2.NR.37-15 - Norco Party Pardners for Developmentally Challenged	LMC	0	05B	X	1	1	0.00	0.00	0.00	0.00	01	0	-	
2015	5680	0.133-15 - S.A.F.E. Domestic Violence Services	LMC	0	05G	C	1	1	16,000.00	16,000.00	16,000.00	0.00	01	932	932	1,500
2015	5743	5.79-15 - Alternatives to Domestic Violence	LMC	0	05G	C	1	1	3,000.00	3,000.00	3,000.00	0.00	01	11	11	11
2015	5685	0.138-15 - Boys and Girls Club-Camp Kids Program	LMC	0	05L	C	1	1	22,358.00	22,358.00	22,358.00	0.00	01	50	50	50
2015	5688	0.141-15 - Court Appointed Special Advocates (CASA) Program	LMC	0	05N	C	1	1	32,000.00	32,000.00	32,000.00	0.00	01	80	80	80
2015	5698	0.150-15 - Kin Care	LMC	0	05N	C	1	1	14,500.00	14,500.00	14,500.00	0.00	01	181	181	181
2015	5714	4.172-15 - Mental Health Counseling	LMC	0	05O	C	1	1	4,986.86	4,986.86	4,986.86	0.00	01	86	86	86
2015	5683	0.136-15 - Blythe Emergency Food Pantry	LMC	0	05W	C	1	1	11,089.00	11,089.00	11,089.00	0.00	01	821	821	821

Year	IDIS Activit y #	Activity Name	NatObj	PctLM	MTX	Status	Objectiv es	Outcom es	Funded	Draw Thru Amount	Draw In Amount	Balance	Accomp Type	Total Race CR-10	Actual Total Assisted	Proposed to Assist - 2015 ONLY
2015	5684	0.137-15 - Blythe Harmony Kitchen	LMC	0	05W	C	1	1	11,119.96	11,119.96	11,119.96	0.00	01	422	422	650
2015	5709	3.113-15 - The Community Pantry	LMC	0	05W	C	1	1	30,000.00	30,000.00	30,000.00	0.00	01	3613	3,613	750
2015	5711	4.169-15 - St. Elizabeth Food Pantry	LMC	0	05W	C	1	1	3,000.00	3,000.00	3,000.00	0.00	01	210	210	210
2015	5739	5.75-15 - Emergency Food Distribution	LMC	0	05W	C	1	1	10,000.00	10,000.00	10,000.00	0.00	01	1068	1,068	1,068
2015	5679	0.132-15 - Operation School Bell	LMC	0	05	C	1	2	36,525.00	36,525.00	36,525.00	0.00	01	302	302	302
2015	5708	3.112-15 - Operation School Bell	LMC	0	05	C	1	2	7,500.00	7,500.00	7,500.00	0.00	01	76	76	76
2015	5716	4.174-15 - Paseo de los Heroes II After-School Program	LMC	0	05	C	1	2	4,000.00	4,000.00	4,000.00	0.00	01	38	38	38
2015	5717	4.175-15 - Indio Hills After School Program	LMC	0	05	C	1	2	9,566.29	9,566.29	9,566.29	0.00	01	32	32	32
2015	5718	4.176-15 - North Shore After School Program	LMC	0	05	C	1	2	10,000.00	10,000.00	10,000.00	0.00	01	51	51	51
2015	5779	4.DHS.21-15 - City of DHS-Swim Scholarship Program	LMC	0	05	X	1	2	0.00	0.00	0.00	0.00	01	0	-	
2015	5761	4.LQ.24-15 - Boys and Girls Club- Coachella Valley	LMC	0	05	C	1	2	11,985.00	11,985.00	11,985.00	0.00	01	47	47	47
2015	5696	0.148-15 - Valley-Wide Youth Scholarship Program	LMC	0	05D	C	1	2	5,391.00	5,391.00	5,391.00	0.00	01	139	139	60
2015	5751	2.EV.10-15 - Youth Recreation Scholarship Program	LMC	0	05D	C	1	2	5,170.00	5,170.00	5,170.00	0.00	01	24	24	180
2015	5687	0.140-15 - Project Independence	LMC	0	05N	C	1	2	7,000.00	7,000.00	7,000.00	0.00	01	3	3	3
2015	5703	1.76-15 - 1st District Public Facility Fund	LMC	0	03	O	1	3	10,000.00	0.00	0.00	10,000.00	11	0	-	-
2015	5768	1.WD.11-15 - City Public Facility Fund	LMC	0	03	X	1	3	0.00	0.00	0.00	0.00	11	0	-	
2014	5600	2.62-14 - 2nd District Public Facility Fund	LMC	0	03	X	1	3	0.00	0.00	0.00	0.00	11	0	-	
2015	5706	2.68-15 - 2nd District Public Facility Fund	LMC	0	03	X	1	3	0.00	0.00	0.00	0.00	11	0	-	
2014	5612	3.108-14 - 3rd District Public Facility Fund	LMC	0	03	X	1	3	0.00	0.00	0.00	0.00	11	0	-	
2015	5710	3.114-15 - 3rd District Public Facility Fund	LMC	0	03	X	1	3	0.00	0.00	0.00	0.00	11	0	-	
2014	5628	4.167-14 - 4th District Public Facility Fund	LMC	0	03	X	1	3	0.00	0.00	0.00	0.00	11	0	-	
2015	5737	4.190-15 - 4th District Public Facility Fund	LMC	0	03	X	1	3	0.00	0.00	0.00	0.00	11	0	-	
2014	5642	5.70-14 - 5th District Public Facility Fund	LMC	0	03	X	1	3	0.00	0.00	0.00	0.00	11	0	-	
2015	5776	9.133-15 - Countywide Road Improvement Projects	LMC	0	03	O	1	3	153,585.15	0.00	0.00	153,585.15	11	0	-	

IDIS Activity # Activity Name NatObj PctLM MTX Status Objectives Outcomes Funded Draw Thru Amount Draw In Amount Balance Accom p Type Total Race CR-10 Actual Total Assisted Proposed to Assist - 2015 ONLY																Proposed to Assist - 2015 ONLY
Year	Activity #	Activity Name	NatObj	PctLM	MTX	Status	Objectives	Outcomes	Funded	Draw Thru Amount	Draw In Amount	Balance	Accom p Type	Total Race CR-10	Actual Total Assisted	
2015	5777	9.134-15 - Countywide Public Facility Fund	LMC	0	03	O	1	3	130,353.43	0.00	0.00	130,353.43	11	0	-	-
2011	5206	9.76-11 - Good Hope Elementary School Sidewalk Project	LMA	59.9	03	C	1	3	535,742.09	535,742.09	112,196.03	0.00	01	0	4,276	-
2015	5689	0.142-15 - Community Impact Plans	LMA	62.85	15	C	1	3	290,000.00	290,000.00	290,000.00	0.00	01	0	118,585	118,585
2015	5757	1.LE.47-15 - Code Enforcement	LMA	57.51	15	C	1	3	100,000.00	100,000.00	100,000.00	0.00	01	0	24,195	24,195
2015	5767	1.WD.10-15 - Code Enforcement	LMA	52.65	15	X	1	3	0.00	0.00	0.00	0.00	01	0	-	-
2015	5831	3.SJ.05-15 -San Jacinto Code Enforcement	LMA	67.64	15	O	1	3	160,000.00	29,094.92	29,094.92	130,905.08	01	0	-	20,085
2015	5747	4.CO.10-15 - Code Enforcement Program	LMA	62.18	15	O	1	3	362,666.19	100,000.00	100,000.00	262,666.19	01	0	-	48,605
2013	5464	2.57-13 - Eddie Dee Smith Senior Center Improvement Project	LMC	0	03A	O	1	3	852,147.96	186,066.39	81,203.43	666,081.57	11	0	-	-
2013	5472	3.99-13 - Hemet Senior Center Parking Lot Expansion Site Acquisition and Improvement Project	LMC	0	03A	O	1	3	1,000,000.00	711,932.22	343,170.20	288,067.78	11	0	-	-
2011	5197	3.MR.23-11 - Murrieta Senior Center Expansion Project	LMC	0	03A	O	1	3	453,677.70	429,684.57	377,722.02	23,993.13	11	0	-	-
2015	5732	4.185-15 - Mizell Senior Center Painting/Roof Project	LMC	0	03A	C	1	3	9,500.00	9,500.00	9,500.00	0.00	11	80	80	500
2015	5829	4.185-15 -Activity Delivery Cost- Mizell Senior Center Painting/Roof Project	LMC	0	03A	C	1	3	321.01	321.01	321.01	0.00	11	0	-	-
2015	5813	1.77-15 - Activity Delivery Cost- Good Hope Park Improvements	LMA	66.16	03F	O	1	3	5,000.00	117.94	117.94	4,882.06	11	0	-	-
2015	5795	1.77-15 - Good Hope Park Improvements	LMA	66.16	03F	O	1	3	350,000.00	0.00	0.00	350,000.00	11	0	-	29,725
2014	5595	1.WD.07-14 - City of Wildomar Gateway Park Project	LMA	74.1	03F	X	1	3	0.00	0.00	0.00	0.00	11	0	-	-
2015	5814	3.115-15 - Activity Delivery Cost- San Jacinto Parks Improvements Project	LMA	56.92	03F	O	1	3	5,000.00	1,723.03	1,723.03	3,276.97	11	0	-	-
2015	5796	3.115-15 - San Jacinto Parks Improvements Project	LMA	56.92	03F	O	1	3	500,000.00	0.00	0.00	500,000.00	11	0	-	35,345
2015	5797	3.115-15 -(B) SJ-Sallee Park Improvements	LMA	66.91	03F	X	1	3	0.00	0.00	0.00	0.00	11	0	-	-
2015	5798	3.115-15 -(C) SJ-Valley-Wide Park Improvements	LMA	58.22	03F	X	1	3	0.00	0.00	0.00	0.00	11	0	-	-
2015	5799	3.115-15 -(D) SJ-Valle Vista Park Improvements	LMA	55.23	03F	X	1	3	0.00	0.00	0.00	0.00	11	0	-	-
2015	5794	4.191-15 - North Shore Community Park	LMA	80	03F	O	1	3	200,000.00	107,339.75	107,339.75	92,660.25	11	0	-	2,650
2015	5818	4.DHS.20-15 - Activity Delivery Cost- Park Improvement Project	LMA	62.58	03F	O	1	3	5,000.00	0.00	0.00	5,000.00	11	0	-	-
2015	5749	4.DHS.20-15 - Park Improvement Project	LMA	62.58	03F	O	1	3	212,648.00	0.00	0.00	212,648.00	11	0	-	37,495
2013	5493	5.BN.28-13 - Lions Park Improvement Project	LMA	63.1	03F	C	1	3	262,651.03	262,651.03	262,651.03	0.00	11	0	13,134	-

																Proposed to
IDIS	Activit	Activity Name	NatObj	PctLM	MTX	Status	Objectiv	Outcom	Funded	Draw Thru	Draw In Amount	Balance	Accomp Type	Total Race	Actual Total	Assist - 2015
Year	y #													CR-10	Assisted	ONLY
2013	5524	9.110-13 - Good Hope Community Center and Park Improvements	LMA	58	03F	C	1	3	48,194.66	48,194.66	0.00	0.00	11	0	7,400	
2015	5809	9.137-15 - Ripley Waterwaste System Improvements	LMA	86.36	03J	O	1	3	134,676.30	101,757.60	101,757.60	32,918.70	01	0	-	990
2015	5810	9.138-15 - Mesa Verde Water System Improvements	LMA	57.05	03J	C	1	3	11,323.70	11,323.70	11,323.70	0.00	01	0	3,190	3,190
2015	5811	9.139-15 - Desert Center Wastewater System Improvements	LMA	62.25	03J	O	1	3	34,510.66	33,750.00	33,750.00	760.66	01	0	-	2,000
2013	5537	1.WD.04-13 Wildomar Street Improvement Project	LMA	57.6	03K	X	1	3	0.00	0.00	0.00	0.00	01	0	-	
2015	5815	3.SJ.04-15 - Activity Delivery Cost- Downtown San Jacinto Street Improvements	LMA	78.09	03K	O	1	3	5,000.00	820.20	820.20	4,179.80	01	0	-	-
2015	5766	3.SJ.04-15 - Downtown San Jacinto Street Improvements	LMA	78.09	03K	O	1	3	400,309.00	0.00	0.00	400,309.00	01	0	-	8,465
2015	5805	9.136-15 - Good Hope Community Road Improvement Project	LMA	55.16	03K	C	1	3	319,136.02	319,136.02	319,136.02	0.00	01	0	7,225	7,225
2015	5769	1.WD.12-15 - Wildomar/Sedco Sidewalk Project	LMA	74.09	03L	O	1	3	235,517.50	0.00	0.00	235,517.50	01	0	-	1,235
2015	5748	4.CO.11-15 - Blight and Graffiti Mitigation Program	LMA	62.18	05V	X	1	3	0.00	0.00	0.00	0.00	01	0	-	
2015	5677	9.131-15 - Neighborhood Enhancement Program II	LMA	62.85	05V	C	1	3	32,470.66	32,470.66	32,470.66	0.00	01	0	118,585	118,585
2013	5523	1.CL.01-13 Canyon Lake Public Facility Project Fund	LMC	0	03	X	2	2	0.00	0.00	0.00	0.00	11	0	-	
2014	5580	0.129-14 - Habitat for Humanity	LMH	0	14A	C	2	2	20,000.00	20,000.00	20,000.00	0.00	10	3	3	
2014	5581	0.130-14 - Critical Home Maintenance & Repairs Program	LMH	0	14A	C	2	2	11,965.00	11,965.00	8,184.79	0.00	10	4	4	
2015	5690	0.143-15 - Home Enhancement Grant Program	LMH	0	14A	O	2	2	395,000.00	18,900.69	18,900.69	376,099.31	10	0	-	10
2015	5832	0.145-15 - Activity Delivery Cost- Critical Home Maintenance & Repair Program	LMH	0	14A	O	2	2	3,000.00	459.97	459.97	2,540.03	10	0	-	
2015	5693	0.145-15 - Critical Home Maintenance & Repair Program	LMH	0	14A	O	2	2	23,500.00	0.00	0.00	23,500.00	10	0	-	4
2014	5587	1.CL.02-14 - Home Repair Program	LMH	0	14A	O	2	2	55,652.00	30,156.00	4,863.00	25,496.00	10	3	3	
2015	5746	1.CL.04-15- Canyon Lake Home Repair Program	LMH	0	14A	O	2	2	20,782.00	0.00	0.00	20,782.00	10	0	-	4

Year	IDIS Activit y #	Activity Name	NatObj	PctLM	MTX	Status	Objectiv es	Outcom es	Funded	Draw Thru Amount	Draw In Amount	Balance	Accom p Type	Total Race CR-10	Actual Total Assisted	Proposed to Assist - 2015 ONLY
2014	5564	9.125-14 - Home Enhancement Rehab Program	LMH	0	14A	O	2	2	630,394.73	186,532.34	186,532.34	443,862.39	10	0	-	-
2014	5634	4.IW.09-14 - Upgraded Lighting for Senior Affordable Housing Property-Phase II	LMH	0	14D	C	2	2	20,000.00	20,000.00	0.00	0.00	10	123	123	
2015	5824	4.IW.10-15 - Activity Delivery Cost- ADA Improvement Project	LMH	0	14D	O	2	2	3,000.00	153.03	153.03	2,846.97	10	0	-	
2015	5752	4.IW.10-15 - ADA Improvement Project	LMH	0	14D	O	2	2	38,765.05	0.00	0.00	38,765.05	10	0	-	
2015	5699	0.151-15 - Riverside County Affordable Solar Housing Program	LMH	0	14F	O	2	2	10,000.00	5,000.00	5,000.00	5,000.00	10	0	-	
2014	5660	9.129-14 - Economic Development-Financial Assistance	LMJ	0	18A	O	3	1	407,636.00	13,677.12	13,677.12	393,958.88	13	0	-	5 7
2015	5678	9.132-15 - Economic Development Assistance Fund	LMJ	0	18A	O	3	1	50,000.00	8,293.93	8,293.93	41,706.07	13	0	-	
2015	5736	4.189-15 - Coachella Valley Micro-Enterprise Development Program	LMC	0	18C	C	3	1	12,500.00	12,500.00	12,500.00	0.00	01	4	4	
2014	5659	9.128-14 Economic Development-MicroEnterprise	LMCMC	0	18C	O	3	1	407,635.00	20,214.91	20,214.91	387,420.09	08	0	-	
									18,431,471.91	9,435,992.72	6,885,112.85	8,995,479.19		43,895	476,828	921,472

	15/16 # Projects Proposed	Total Projects Completed in 15/16
SL-1	62	53
SL-2	9	9
SL-3	24	10
DH-2	7	3
OE-1	2	1
Admin	5	5
	109	81

PS - SL1	913,358.04	989,060.84
PS Hmls-SL1	75,702.80	
PS - SL2	97,137.29	
PS - SL3	32,470.66	
PF - SL1	1,324,274.23	1,336,115.40
FH- PF-SL1	11,841.17	
PF - SL3	1,762,731.96	
Int Assist	-	
Code - SL3	519,094.92	
ED - EO1	54,685.96	
Rehab DH-2	244,093.82	
Admin	1,849,722.00	
Total Drawn	6,885,112.85	

	Actual	Proposed	
PS - SL1	126,510	123,068	245,001
PS Hmls-SL1	2,514	2,559	
PS - SL2	712	789	
PS - SL3	118,585	118,585	
PF - SL1	43,728	324,537	464,757
FH- PF-SL1	6,557	11,400	
PF - SL3	35,305	128,820	
Int Assist	-	-	
Code - SL3	142,780	211,470	
ED - EO1	4	12	
Rehab DH-2	133	232	
	476,828	921,472	
	Includes LMA		

PR03- BOSMAC (original) Race-Ethnicity/Income level

Grantee: RIVERSIDE COUNTY

Report date: 7/22/16

Rpt Program Year: 2015

July 1, 2011 - June 30, 2016

Beneficiaries by Income Category														Beneficiaries by Racial/Ethnic Category													
Year	IDIS Activit y #	Activity Name	NatObj	MTX	Status	Accom p Type	Proposed- Race	Total Race	Persons- X Low	Persons- Low	Persons- Mod	Persons- Non LM	Persons- Total	White Persons	Black Persons	Asian Persons	AiAn Persons	NHPI Persons	AiAnW Persons	AsianW Persons	BlackW Persons	AiAnBlk Persons	OtherM R Persons	Total	Total H	Total Non-H	
2014	5580	0.129-14 - Habitat for Humanity	LMH	14A	C	10	3	3	0	1	2	0	3	2	1	0	0	0	0	0	0	0	0	3	1	2	
2014	5581	0.130-14 - Critical Home Maintenance & Repairs Program	LMH	14A	C	10	4	4	2	1	1	0	4	4	0	0	0	0	0	0	0	0	0	4	0	4	
2015	5679	0.132-15 - Operation School Bell	LMC	05	C	01	302	302	270	20	12	0	302	184	37	3	4	2	3	2	13	2	52	302	148	154	
2015	5680	0.133-15 - S.A.F.E. Domestic Violence Services	LMC	05G	C	01	1,500	932	932	0	0	0	932	463	66	9	8	0	0	0	0	0	386	932	188	744	
2015	5681	0.134-15 - Helping People in Need	LMC	05	C	01	762	767	651	98	18	0	767	664	62	7	3	9	7	0	3	2	10	767	214	553	
2015	5682	0.135-15 - Wildomar Senior Center Transportation Program	LMC	05A	C	01	150	150	0	150	0	0	150	134	4	0	0	0	0	0	0	0	12	150	12	138	
2015	5683	0.136-15 - Blythe Emergency Food Pantry	LMC	05W	C	01	821	821	808	13	0	0	821	418	120	4	38	0	8	3	5	42	183	821	261	560	
2015	5684	0.137-15 - Blythe Harmony Kitchen	LMC	05W	C	01	650	422	422	0	0	0	422	228	67	3	2	2	115	4	0	0	1	422	13	409	
2015	5685	0.138-15 - Boys and Girls Club-Camp Kids Program	LMC	05L	C	01	50	50	21	10	19	0	50	30	12	2	2	0	2	0	0	0	2	50	20	30	
2015	5686	0.139-15 - Boys and Girls Club-Teen Town Program	LMC	05	C	01	17	17	17	0	0	0	17	9	1	3	1	0	0	0	3	0	0	17	10	7	
2015	5687	0.140-15 - Project Independence	LMC	05N	C	01	3	3	3	0	0	0	3	1	1	0	0	0	0	0	0	0	1	3	0	3	
2015	5688	0.141-15 - Court Appointed Special Advocates (CASA) Program	LMC	05N	C	01	80	80	80	0	0	0	80	56	24	0	0	0	0	0	0	0	0	80	19	61	
2015	5689	0.142-15 - Community Impact Plans	LMA	15	C	01		-	0	0	0	0	0	0	0	0	0	0	0	0	0	0	0	0	0	0	
2015	5690	0.143-15 - Home Enhancement Grant Program	LMH	14A	O	10	10	-	0	0	0	0	0	0	0	0	0	0	0	0	0	0	0	0	0	0	
2015	5691	0.144-15 - Community Food Pantry of Murrieta	LMC	05	C	01	1,204	1,204	916	231	50	7	1204	761	81	114	8	47	7	18	12	5	151	1204	430	774	
2015	5832	0.145-15 - Activity Delivery Cost- Critical Home Maintenance & Repair Program	LMH	14A	O	10		-	0	0	0	0	0	0	0	0	0	0	0	0	0	0	0	0	0	0	
2015	5693	0.145-15 - Critical Home Maintenance & Repair Program	LMH	14A	O	10	4	-	0	0	0	0	0	0	0	0	0	0	0	0	0	0	0	0	0	0	
2015	5694	0.146-15 - STEM Program for Disadvantaged Youth	LMC	05	C	01	150	65	50	9	0	6	65	37	16	2	1	0	0	0	4	0	5	65	16	49	
2015	5695	0.147-15 - Care-A-Van Transit	LMC	05	C	01	532	532	532	0	0	0	532	467	65	0	0	0	0	0	0	0	0	532	92	440	
2015	5696	0.148-15 - Valley-Wide Youth Scholarship Program	LMC	05D	C	01	60	139	130	4	5	0	139	94	8	3	6	5	5	0	4	0	14	139	82	57	
2015	5697	0.149-15 - Women's Health Assistance Program	LMC	05	C	01	21	21	2	9	7	3	21	14	0	0	0	0	6	0	0	0	1	21	9	12	
2015	5698	0.150-15 - Kin Care	LMC	05N	C	01	181	181	0	181	0	0	181	132	34	1	1	2	5	1	4	1	0	181	73	108	
2015	5699	0.151-15 - Riverside County Affordable Solar Housing Program	LMH	14F	O	10	2	-	0	0	0	0	0	0	0	0	0	0	0	0	0	0	0	0	0	0	
2015	5700	1.73-15 - Whiteside Manor's Transitional Housing for Dually Diagnosed	LMC	03T	C	01	53	53	53	0	0	0	53	42	1	2	0	0	1	1	0	0	6	53	7	46	
2015	5701	1.74-15 - Mead Valley Community Center	LMA	05	C	01		-	0	0	0	0	0	0	0	0	0	0	0	0	0	0	0	0	0	0	
2015	5702	1.75-15 - Good Hope Community Center	LMA	05	C	01		-	0	0	0	0	0	0	0	0	0	0	0	0	0	0	0	0	0	0	

IDIS Activity #		Activity Name	NatObj	MTX	Status	Accomp Type	Proposed-Race	Total Race	Persons-X Low	Persons-Low	Persons-Mod	Persons-Non LM	Persons-Total	White Persons	Black Persons	Asian Persons	AiAn Persons	NHPI Persons	AiAnW Persons	AsianW Persons	BlackW Persons	OtherMR		Total	Total H	Total Non-H
Year																						Persons	Persons			
2013	5495	5.BEA.22-13 - City of Beaumont Community Pool Renovation Project	LMA	03E	C	11		-	0	0	0	0	0	0	0	0	0	0	0	0	0	0	0	0	0	0
2015	5744	5.BEA.27-15 - Street and Sidewalk Repair	LMA	03K	O	01		-	0	0	0	0	0	0	0	0	0	0	0	0	0	0	0	0	0	0
2015	5822	5.BEA.27-15 -Activity Delivery Cost- Street and Sidewalk Repair	LMA	03K	O	01		-	0	0	0	0	0	0	0	0	0	0	0	0	0	0	0	0	0	0
2014	5643	5.BEA-24-14 - Street& Sidewalk Improvement Project	LMA	03	O	01		-	0	0	0	0	0	0	0	0	0	0	0	0	0	0	0	0	0	0
2013	5493	5.BN.28-13 - Lions Park Improvement Project	LMA	03F	C	11		-	0	0	0	0	0	0	0	0	0	0	0	0	0	0	0	0	0	0
2015	5825	5.BN.32-15 - Activity Delivery Cost- Lions Park ADA Improvements	LMA	03F	O	11		-	0	0	0	0	0	0	0	0	0	0	0	0	0	0	0	0	0	0
2015	5778	5.BN.32-15 - Lions Park ADA Improvements	LMA	03F	O	11		-	0	0	0	0	0	0	0	0	0	0	0	0	0	0	0	0	0	0
2013	5524	9.110-13 - Good Hope Community Center and Park Improvements	LMA	03F	C	11		-	0	0	0	0	0	0	0	0	0	0	0	0	0	0	0	0	0	0
2014	5554	9.114-14 - CDBG Program Administration (2014)	0	21A	C	0	-	-	0	0	0	0	0	0	0	0	0	0	0	0	0	0	0	0	0	0
2014	5555	9.115-14 - Fair Housing Program Administration (2014)	0	21D	C	0	-	-	0	0	0	0	0	0	0	0	0	0	0	0	0	0	0	0	0	0
2014	5563	9.122-14 - Riverside County Cultural Center- Golden years Pavilion Improvements	LMC	03	O	01	300	-	0	0	0	0	0	0	0	0	0	0	0	0	0	0	0	0	0	0
2014	5564	9.125-14 - Home Enhancement Rehab Program	LMH	14A	O	10	10	-	0	0	0	0	0	0	0	0	0	0	0	0	0	0	0	0	0	0
2014	5659	9.128-14 Economic Development-MicroEnterprise	LMCMC	18C	O	08	5	-	0	0	0	0	0	0	0	0	0	0	0	0	0	0	0	0	0	0
2015	5675	9.128-15 - CDBG Program Administration	0	21A	O	0	-	-	0	0	0	0	0	0	0	0	0	0	0	0	0	0	0	0	0	0
2014	5660	9.129-14 - Economic Development-Financial Assistance	LMJ	18A	O	13	5	-	0	0	0	0	0	0	0	0	0	0	0	0	0	0	0	0	0	0
2015	5676	9.129-15 - Fair Housing Program Administration	0	21D	C	0	-	-	0	0	0	0	0	0	0	0	0	0	0	0	0	0	0	0	0	0
2015	5775	9.130-15 - Fair Housing Public Facility Fund	LMC	03	C	01	11,400	6,557	2303	2818	1019	417	6557	5190	1013	32	19	0	0	4	6	0	293	6557	2112	4445
2015	5677	9.131-15 - Neighborhood Enhancement Program II	LMA	05V	C	01		-	0	0	0	0	0	0	0	0	0	0	0	0	0	0	0	0	0	0
2015	5678	9.132-15 - Economic Development Assistance Fund	LMJ	18A	O	13	5	-	0	0	0	0	0	0	0	0	0	0	0	0	0	0	0	0	0	0
2015	5776	9.133-15 - Countywide Road Improvement Projects	LMC	03	O	11	-	-	0	0	0	0	0	0	0	0	0	0	0	0	0	0	0	0	0	0
2015	5777	9.134-15 - Countywide Public Facility Fund	LMC	03	O	11	-	-	0	0	0	0	0	0	0	0	0	0	0	0	0	0	0	0	0	0
2015	5787	9.135-15 - CDBG Program Administration-20%PI	0	21A	O	0	-	-	0	0	0	0	0	0	0	0	0	0	0	0	0	0	0	0	0	0
2015	5805	9.136-15 - Good Hope Community Road Improvement Project	LMA	03K	C	01		-	0	0	0	0	0	0	0	0	0	0	0	0	0	0	0	0	0	0
2015	5809	9.137-15 - Ripley Waterwaste System Improvements	LMA	03J	O	01		-	0	0	0	0	0	0	0	0	0	0	0	0	0	0	0	0	0	0
2015	5810	9.138-15 - Mesa Verde Water System Improvements	LMA	03J	C	01		-	0	0	0	0	0	0	0	0	0	0	0	0	0	0	0	0	0	0
2015	5811	9.139-15 - Desert Center Wastewater System Improvements - Re-Opened to pay additional Expense	LMA	03J	O	01		-	0	0	0	0	0	0	0	0	0	0	0	0	0	0	0	0	0	0
2011	5206	9.76-11 - Good Hope Elementary School Sidewalk Project	LMA	03	C	01		-	0	0	0	0	0	0	0	0	0	0	0	0	0	0	0	0	0	0
							380,312	43,895	18917	23011	1452	515	43895	33271	3506	716	418	165	288	113	279	131	5008	43895	12838	31057

PR07 - CDBG and HOME Drawdown Reports

PR07 - CDBG Drawdown Report by Voucher Number - Vouchers Submitted to Loccs
FY 2015-16

Voucher Number	Line Item	IDIS Proj ect ID	IDIS Act ID	Voucher Created	Voucher Status	Status Date	LOCCS Send Date	Grant Number	Grant Year	Fund Type	Recipient TIN	Payee TIN	Progra m	PY	Drawn Amount
5912653	4	102	4991	11/10/2015	Completed	11/11/2015	11/10/2015	B14UC060506	2014	EN	956000930	956000930	CDBG		\$15,423.72
	1	102	4991	4/5/2016	Completed	04/06/2016	4/5/2016	B14UC060506	2014	EN	956000930	956000930	CDBG		\$280.96
															\$15,704.68
5913607 5924267	5	95	5197	11/10/2015	Completed	11/11/2015	11/10/2015	B14UC060506	2014	EN	956000930	956000930	CDBG		\$7,673.46
	1	95	5197	4/7/2016	Completed	04/12/2016	4/11/2016	B14UC060506	2014	EN	956000930	956000930	CDBG		\$159,127.34
	1	95	5197	5/10/2016	Completed	05/11/2016	5/10/2016	B14UC060506	2014	EN	956000930	956000930	CDBG		\$51,618.29
	2	95	5197	6/21/2016	Completed	06/23/2016	6/22/2016	B14UC060506	2014	EN	956000930	956000930	CDBG		\$159,302.93
															\$377,722.02
5864154	3	104	5206	9/9/2015	Completed	09/10/2015	9/9/2015	B13UC060506	2013	EN	956000930	956000930	CDBG		\$212.50
	1	104	5206	11/2/2015	Completed	11/04/2015	11/3/2015	B13UC060506	2013	EN	956000930	956000930	CDBG		\$79,790.89
	2	104	5206	11/2/2015	Completed	11/04/2015	11/3/2015	B14UC060506	2014	EN	956000930	956000930	CDBG		\$32,192.64
															\$112,196.03
	3	62	5334	4/7/2016	Completed	04/12/2016	4/11/2016	B14UC060506	2014	EN	956000930	956000930	CDBG		\$133,402.91
	2	37	5464	4/4/2016	Completed	04/05/2016	4/4/2016	B14UC060506	2014	EN	956000930	956000930	CDBG		\$49,700.48
	2	37	5464	6/1/2016	Completed	06/07/2016	6/6/2016	B14UC060506	2014	EN	956000930	956000930	CDBG		\$29,328.79
	11	37	5464	6/17/2016	Completed	06/18/2016	6/17/2016	B14UC060506	2014	EN	956000930	956000930	CDBG		\$600.01
	6	37	5464	7/21/2016	Completed	07/22/2016	7/21/2016	B14UC060506	2014	EN	956000930	956000930	CDBG	Y	\$1,574.15
															\$81,203.43
5851499	27	45	5472	7/30/2015	Completed	07/08/2015	7/7/2015	B13UC060506	2013	EN	956000930	956000930	CDBG		\$0.10
	29	45	5472	7/30/2015	Completed	07/08/2015	7/7/2015	B13UC060506	2013	EN	956000930	956000930	CDBG		\$499.90
	2	45	5472	9/9/2015	Completed	09/10/2015	9/9/2015	B13UC060506	2013	EN	956000930	956000930	CDBG		\$2,647.56
	2	45	5472	9/17/2015	Completed	09/18/2015	9/17/2015	B13UC060506	2013	EN	956000930	956000930	CDBG		\$1,012.50
	1	45	5472	9/24/2015	Completed	09/25/2015	9/24/2015	B13UC060506	2013	EN	956000930	956000930	CDBG		\$3,432.33
	4	45	5472	10/15/2015	Completed	10/16/2015	10/15/2015	B13UC060506	2013	EN	956000930	956000930	CDBG		\$2,863.98
	2	45	5472	11/17/2015	Completed	11/18/2015	11/17/2015	B14UC060506	2014	EN	956000930	956000930	CDBG		\$192.93
5869948	1	45	5472	11/19/2015	Completed	11/25/2015	11/24/2015	B14UC060506	2014	EN	956000930	956000930	CDBG		\$1,706.50
5875169	1	45	5472	12/8/2015	Completed	12/10/2015	12/9/2015	B14UC060506	2014	EN	956000930	956000930	CDBG		\$5,717.12
5887694	2	45	5472	12/8/2015	Completed	12/10/2015	12/9/2015	B14UC060506	2014	EN	956000930	956000930	CDBG		\$951.50
	4	45	5472	12/23/2015	Completed	12/24/2015	12/23/2015	B14UC060506	2014	EN	956000930	956000930	CDBG		\$3,786.57
	1	45	5472	1/19/2016	Completed	01/21/2016	1/20/2016	B14UC060506	2014	EN	956000930	956000930	CDBG		\$2,312.50
5888921	1	45	5472	1/22/2016	Completed	01/23/2016	1/22/2016	B14UC060506	2014	EN	956000930	956000930	CDBG		\$2,194.82
5894262	3	45	5472	2/4/2016	Completed	02/06/2016	2/5/2016	B14UC060506	2014	EN	956000930	956000930	CDBG		\$1,503.87
	1	45	5472	2/8/2016	Completed	02/10/2016	2/9/2016	B14UC060506	2014	EN	956000930	956000930	CDBG		\$882.72
	4	45	5472	2/9/2016	Completed	02/11/2016	2/10/2016	B14UC060506	2014	EN	956000930	956000930	CDBG		\$800.00
5904275	3	45	5472	3/4/2016	Completed	03/12/2016	3/11/2016	B14UC060506	2014	EN	956000930	956000930	CDBG		\$1,201.60
	1	45	5472	3/9/2016	Completed	03/12/2016	3/11/2016	B14UC060506	2014	EN	956000930	956000930	CDBG		\$900.14
	2	45	5472	3/14/2016	Completed	03/16/2016	3/15/2016	B14UC060506	2014	EN	956000930	956000930	CDBG		\$278.40

Voucher Number	Line Item	IDIS Proj ect ID	IDIS Act ID	Voucher Created	Voucher Status	Status Date	LOCCS Send Date	Grant Number	Grant Year	Fund Type	Recipient TIN	Payee TIN	Program	PY	Drawn Amount
5907215	1	45	5472	3/17/2016	Completed	03/19/2016	3/18/2016	B14UC060506	2014	EN	956000930	956000930	CDBG		\$764.26
5909074	1	45	5472	3/23/2016	Completed	03/25/2016	3/24/2016	B14UC060506	2014	EN	956000930	956000930	CDBG		\$1,438.77
	4	45	5472	5/2/2016	Completed	03/25/2016	3/24/2016	B14UC060506	2014	EN	956000930	956000930	CDBG		\$4,667.32
5910106	1	45	5472	3/28/2016	Completed	03/29/2016	3/28/2016	B14UC060506	2014	EN	956000930	956000930	CDBG		\$1,710.19
5927897	1	45	5472	5/19/2016	Completed	05/26/2016	5/25/2016	B14UC060506	2014	EN	956000930	956000930	CDBG		\$134,686.39
	2	45	5472	6/1/2016	Completed	06/07/2016	6/6/2016	B14UC060506	2014	EN	956000930	956000930	CDBG		\$1,867.67
5933419	1	45	5472	6/8/2016	Completed	06/10/2016	6/9/2016	B14UC060506	2014	EN	956000930	956000930	CDBG		\$12,940.32
	2	45	5472	6/16/2016	Completed	06/18/2016	6/17/2016	B14UC060506	2014	EN	956000930	956000930	CDBG		\$139,048.65
	3	45	5472	6/17/2016	Completed	06/18/2016	6/17/2016	B14UC060506	2014	EN	956000930	956000930	CDBG		\$1,980.95
5937175	5	45	5472	6/21/2016	Completed	06/22/2016	6/21/2016	B14UC060506	2014	EN	956000930	956000930	CDBG		\$2,744.34
	8	45	5472	7/21/2016	Completed	07/22/2016	7/21/2016	B14UC060506	2014	EN	956000930	956000930	CDBG	Y	\$5,306.00
	2	45	5472	7/25/2016	Completed	07/26/2016	7/25/2016	B14UC060506	2014	EN	956000930	956000930	CDBG	Y	\$3,130.30
5909503	1	45	5472	3/24/2016	Revised	03/25/2016	3/24/2016	B14UC060506	2014	EN	956000930	956000930	CDBG		\$0.00
	2	45	5472	5/2/2016	Revised	03/25/2016	3/24/2016	B14UC060506	2014	EN	956000930	956000930	CDBG		\$0.00
															\$343,170.20
5849842	1	66	5493	9/21/2015	Completed	09/22/2015	9/21/2015	B13UC060506	2013	EN	956000930	956000930	CDBG		\$455.40
	3	66	5493	1/19/2016	Completed	01/21/2016	1/20/2016	B14UC060506	2014	EN	956000930	956000930	CDBG		\$294.00
	4	66	5493	3/17/2016	Completed	03/19/2016	3/18/2016	B14UC060506	2014	EN	956000930	956000930	CDBG		\$261,901.63
															\$262,651.03
	15	69	5496	7/30/2015	Completed	07/08/2015	7/7/2015	B13UC060506	2013	EN	956000930	956000930	CDBG		\$774.68
	17	69	5496	7/30/2015	Completed	07/08/2015	7/7/2015	B13UC060506	2013	EN	956000930	956000930	CDBG		\$1,865.97
	26	69	5496	7/30/2015	Completed	07/08/2015	7/7/2015	B13UC060506	2013	EN	956000930	956000930	CDBG		\$534.35
	21	69	5496	7/30/2015	Revised	07/08/2015	7/7/2015	B13UC060506	2013	EN	956000930	956000930	CDBG		\$0.00
															\$3,175.00
	3	78	5505	10/15/2015	Completed	10/16/2015	10/15/2015	B13UC060506	2013	EN	956000930	956000930	CDBG		\$103,637.45
															\$103,637.45
5841333	1	81	5508	8/24/2015	Completed	08/28/2015	8/27/2015	B13UC060506	2013	EN	956000930	956000930	CDBG		\$18.59
	2	81	5508	9/9/2015	Completed	09/10/2015	9/9/2015	B13UC060506	2013	EN	956000930	956000930	CDBG		\$5,428.90
	2	81	5508	9/17/2015	Completed	09/18/2015	9/17/2015	B13UC060506	2013	EN	956000930	956000930	CDBG		\$661.94
	2	81	5508	9/21/2015	Completed	09/22/2015	9/21/2015	B13UC060506	2013	EN	956000930	956000930	CDBG		\$17.53
	2	81	5508	9/24/2015	Completed	09/25/2015	9/24/2015	B13UC060506	2013	EN	956000930	956000930	CDBG		\$8,295.66
	2	81	5508	10/15/2015	Completed	10/16/2015	10/15/2015	B13UC060506	2013	EN	956000930	956000930	CDBG		\$4,880.56
															\$19,303.18
	3	85	5512	11/10/2015	Completed	11/11/2015	11/10/2015	B14UC060506	2014	EN	956000930	956000930	CDBG		\$281.84
															\$281.84
	13	1	5554	7/27/2015	Completed	07/08/2015	7/7/2015	B13UC060506	2013	EN	956000930	956000930	CDBG		\$6,602.58
	31	1	5554	7/31/2015	Completed	07/08/2015	7/7/2015	B13UC060506	2013	EN	956000930	956000930	CDBG		\$24,551.52
5839252	1	1	5554	8/17/2015	Completed	08/19/2015	8/17/2015	B13UC060506	2013	EN	956000930	956000930	CDBG		\$44,452.10
5842199	1	1	5554	8/25/2015	Completed	08/27/2015	8/26/2015	B13UC060506	2013	EN	956000930	956000930	CDBG		\$28,340.76
	2	1	5554	9/9/2015	Completed	09/09/2015	9/9/2015	B14UC060506	2014	PI	956000930	956000930	CDBG		\$147.69
5846367	1	1	5554	9/9/2015	Completed	09/10/2015	9/9/2015	B13UC060506	2013	EN	956000930	956000930	CDBG		\$95,420.76

Voucher Number	Line Item	IDIS Proj ect ID	IDIS Act ID	Voucher Created	Voucher Status	Status Date	LOCCS Send Date	Grant Number	Grant Year	Fund Type	Recipient TIN	Payee TIN	Program	PY	Drawn Amount	
5848820	1	1	5554	9/17/2015	Completed	09/18/2015	9/17/2015	B13UC060506	2013	EN	956000930	956000930	CDBG		\$65,702.78	
5849848	1	1	5554	9/21/2015	Completed	09/22/2015	9/21/2015	B13UC060506	2013	EN	956000930	956000930	CDBG		\$15,122.30	
5851496	1	1	5554	9/24/2015	Completed	09/25/2015	9/24/2015	B13UC060506	2013	EN	956000930	956000930	CDBG		\$77,701.46	
	3	1	5554	10/15/2015	Completed	10/16/2015	10/15/2015	B13UC060506	2013	EN	956000930	956000930	CDBG		\$119,796.22	\$477,838.17
	5	6	5555	8/24/2015	Completed	08/28/2015	8/27/2015	B13UC060506	2013	EN	956000930	956000930	CDBG		\$124.41	\$124.41
	3	16	5564	11/17/2015	Completed	11/18/2015	11/17/2015	B14UC060506	2014	EN	956000930	956000930	CDBG		\$243.60	
	3	16	5564	12/8/2015	Completed	12/10/2015	12/9/2015	B14UC060506	2014	EN	956000930	956000930	CDBG		\$8,430.64	
5875177	1	16	5564	12/8/2015	Completed	12/10/2015	12/9/2015	B14UC060506	2014	EN	956000930	956000930	CDBG		\$52.20	
	5	16	5564	12/23/2015	Completed	12/24/2015	12/23/2015	B14UC060506	2014	EN	956000930	956000930	CDBG		\$19,172.74	
	4	16	5564	1/19/2016	Completed	01/21/2016	1/20/2016	B14UC060506	2014	EN	956000930	956000930	CDBG		\$52.20	
	5	16	5564	1/22/2016	Completed	01/23/2016	1/22/2016	B14UC060506	2014	EN	956000930	956000930	CDBG		\$14,197.44	
5893550	1	16	5564	2/4/2016	Completed	02/06/2016	2/5/2016	B14UC060506	2014	EN	956000930	956000930	CDBG		\$16,123.52	
	2	16	5564	2/8/2016	Completed	02/10/2016	2/9/2016	B14UC060506	2014	EN	956000930	956000930	CDBG		\$16,081.06	
	2	16	5564	3/9/2016	Completed	03/12/2016	3/11/2016	B14UC060506	2014	EN	956000930	956000930	CDBG		\$11,981.57	
5904334	1	16	5564	3/9/2016	Completed	03/12/2016	3/11/2016	B14UC060506	2014	EN	956000930	956000930	CDBG		\$2,749.20	
	2	16	5564	3/17/2016	Completed	03/19/2016	3/18/2016	B14UC060506	2014	EN	956000930	956000930	CDBG		\$15,455.43	
5907225	1	16	5564	3/17/2016	Completed	03/19/2016	3/18/2016	B14UC060506	2014	EN	956000930	956000930	CDBG		\$196.00	
	2	16	5564	3/21/2016	Completed	03/25/2016	3/24/2016	B14UC060506	2014	EN	956000930	956000930	CDBG		\$587.52	
	2	16	5564	3/23/2016	Completed	03/25/2016	3/24/2016	B14UC060506	2014	EN	956000930	956000930	CDBG		\$12,965.15	
	3	16	5564	5/2/2016	Completed	03/25/2016	3/24/2016	B14UC060506	2014	EN	956000930	956000930	CDBG		\$10,077.37	
	2	16	5564	3/28/2016	Completed	03/29/2016	3/28/2016	B14UC060506	2014	EN	956000930	956000930	CDBG		\$10,400.14	
	6	16	5564	4/4/2016	Completed	04/05/2016	4/4/2016	B14UC060506	2014	EN	956000930	956000930	CDBG		\$1,618.20	
5926789	1	16	5564	5/17/2016	Completed	05/19/2016	5/18/2016	B14UC060506	2014	EN	956000930	956000930	CDBG		\$10,236.67	
	5	16	5564	6/1/2016	Completed	06/07/2016	6/6/2016	B14UC060506	2014	EN	956000930	956000930	CDBG		\$10,832.78	
5933426	1	16	5564	6/8/2016	Completed	06/10/2016	6/9/2016	B14UC060506	2014	EN	956000930	956000930	CDBG		\$6,452.21	
5936204	1	16	5564	6/17/2016	Completed	06/18/2016	6/17/2016	B14UC060506	2014	EN	956000930	956000930	CDBG		\$98.00	
5936219	1	16	5564	6/17/2016	Completed	06/18/2016	6/17/2016	B14UC060506	2014	EN	956000930	956000930	CDBG		\$5,492.60	
	2	16	5564	7/21/2016	Completed	07/22/2016	7/21/2016	B14UC060506	2014	EN	956000930	956000930	CDBG	Y	\$13,036.10	\$186,532.34
	4	32	5580	8/24/2015	Completed	08/28/2015	8/27/2015	B13UC060506	2013	EN	956000930	956000930	CDBG		\$5,990.00	
5858099	1	32	5580	10/15/2015	Completed	10/16/2015	10/15/2015	B13UC060506	2013	EN	956000930	956000930	CDBG		\$9,098.61	
	2	32	5580	11/10/2015	Completed	11/11/2015	11/10/2015	B14UC060506	2014	EN	956000930	956000930	CDBG		\$4,911.39	\$20,000.00
5846372	1	33	5581	9/9/2015	Completed	09/10/2015	9/9/2015	B13UC060506	2013	EN	956000930	956000930	CDBG		\$5,349.79	
	2	33	5581	10/15/2015	Completed	10/16/2015	10/15/2015	B13UC060506	2013	EN	956000930	956000930	CDBG		\$2,835.00	\$8,184.79
5888927	1	37	5587	1/22/2016	Completed	01/23/2016	1/22/2016	B14UC060506	2014	EN	956000930	956000930	CDBG		\$4,863.00	\$4,863.00
5848836	1	38	5588	9/17/2015	Completed	09/18/2015	9/17/2015	B13UC060506	2013	EN	956000930	956000930	CDBG		\$3,024.78	\$3,024.78

Voucher Number	Line Item	IDIS Proj ect ID	IDIS Act ID	Voucher Created	Voucher Status	Status Date	LOCCS Send Date	Grant Number	Grant Year	Fund Type	Recipient TIN	Payee TIN	Program	PY	Drawn Amount
5858092	2	44	5594	8/24/2015	Completed	08/28/2015	8/27/2015	B13UC060506	2013	EN	956000930	956000930	CDBG		\$26.74
	1	44	5594	10/15/2015	Completed	10/16/2015	10/15/2015	B13UC060506	2013	EN	956000930	956000930	CDBG		\$1,332.97
	2	44	5594	11/19/2015	Completed	11/25/2015	11/24/2015	B14UC060506	2014	EN	956000930	956000930	CDBG		\$2,701.76
	2	44	5594	12/8/2015	Completed	12/10/2015	12/9/2015	B14UC060506	2014	EN	956000930	956000930	CDBG		\$1,998.23
5880986	2	44	5594	12/14/2015	Completed	12/16/2015	12/15/2015	B14UC060506	2014	EN	956000930	956000930	CDBG		\$12.11
	1	44	5594	12/23/2015	Completed	12/24/2015	12/23/2015	B14UC060506	2014	EN	956000930	956000930	CDBG		\$3,074.57
	2	44	5594	1/19/2016	Completed	01/21/2016	1/20/2016	B14UC060506	2014	EN	956000930	956000930	CDBG		\$484.63
	2	44	5594	1/22/2016	Completed	01/23/2016	1/22/2016	B14UC060506	2014	EN	956000930	956000930	CDBG		\$1,504.53
5904292	2	44	5594	2/4/2016	Completed	02/06/2016	2/5/2016	B14UC060506	2014	EN	956000930	956000930	CDBG		\$1,661.33
	4	44	5594	2/8/2016	Completed	02/10/2016	2/9/2016	B14UC060506	2014	EN	956000930	956000930	CDBG		\$2,053.36
	1	44	5594	3/9/2016	Completed	03/16/2016	3/15/2016	B14UC060506	2014	EN	956000930	956000930	CDBG		\$2,087.21
	1	44	5594	3/17/2016	Completed	03/19/2016	3/18/2016	B14UC060506	2014	EN	956000930	956000930	CDBG		\$2,558.77
5907220	2	44	5594	3/23/2016	Completed	03/25/2016	3/24/2016	B14UC060506	2014	EN	956000930	956000930	CDBG		\$1,544.32
5910103	1	44	5594	3/28/2016	Completed	03/29/2016	3/28/2016	B14UC060506	2014	EN	956000930	956000930	CDBG		\$937.13
	2	44	5594	4/4/2016	Completed	04/05/2016	4/4/2016	B14UC060506	2014	EN	956000930	956000930	CDBG		\$43.59
5914825	1	44	5594	4/12/2016	Completed	04/13/2016	4/12/2016	B14UC060506	2014	EN	956000930	956000930	CDBG		\$14.22
5916403	1	44	5594	4/15/2016	Completed	04/20/2016	4/19/2016	B14UC060506	2014	EN	956000930	956000930	CDBG		\$3.95
	2	44	5594	4/25/2016	Completed	04/27/2016	4/25/2016	B14UC060506	2014	EN	956000930	956000930	CDBG		\$6.27
5922035	1	44	5594	5/2/2016	Completed	05/04/2016	5/3/2016	B14UC060506	2014	EN	956000930	956000930	CDBG		\$1,184.77
5926797	1	44	5594	5/17/2016	Completed	05/19/2016	5/18/2016	B14UC060506	2014	EN	956000930	956000930	CDBG		\$2,364.10
5931117	1	44	5594	6/1/2016	Completed	06/07/2016	6/6/2016	B14UC060506	2014	EN	956000930	956000930	CDBG		\$2,187.52
5933424	1	44	5594	6/8/2016	Completed	06/10/2016	6/9/2016	B14UC060506	2014	EN	956000930	956000930	CDBG		\$2,726.25
	2	44	5594	6/17/2016	Completed	06/18/2016	6/17/2016	B14UC060506	2014	EN	956000930	956000930	CDBG		\$2,706.78
5947042	1	44	5594	7/21/2016	Completed	07/22/2016	7/21/2016	B14UC060506	2014	EN	956000930	956000930	CDBG	Y	\$6,435.27
	3	51	5601	11/2/2015	Completed	11/04/2015	11/3/2015	B14UC060506	2014	EN	956000930	956000930	CDBG		\$20,475.59
5897217	1	60	5610	2/17/2016	Completed	02/18/2016	2/17/2016	B14UC060506	2014	EN	956000930	956000930	CDBG		\$110,000.00
5866899	1	63	5613	11/10/2015	Completed	11/11/2015	11/10/2015	B14UC060506	2014	EN	956000930	956000930	CDBG		\$467.28
	2	63	5613	4/7/2016	Completed	04/12/2016	4/11/2016	B14UC060506	2014	EN	956000930	956000930	CDBG		\$6,289.13
	2	63	5613	5/10/2016	Completed	05/11/2016	5/10/2016	B14UC060506	2014	EN	956000930	956000930	CDBG		\$2,288.26
	1	63	5613	6/21/2016	Completed	06/23/2016	6/22/2016	B14UC060506	2014	EN	956000930	956000930	CDBG		\$146,076.12
5947980	2	77	5625	12/8/2015	Completed	12/10/2015	12/9/2015	B14UC060506	2014	EN	956000930	956000930	CDBG		\$72.08
	2	77	5625	1/22/2016	Completed	01/23/2016	1/22/2016	B14UC060506	2014	EN	956000930	956000930	CDBG		\$2,250.00
	1	77	5625	7/25/2016	Completed	07/26/2016	7/25/2016	B14UC060506	2014	EN	956000930	956000930	CDBG	Y	\$6,585.28
	2	78	5626	1/19/2016	Completed	01/21/2016	1/20/2016	B14UC060506	2014	EN	956000930	956000930	CDBG		\$33,937.65
5887697	1	78	5626	1/19/2016	Completed	01/20/2016	1/20/2016	B15UC060506	2015	PI	956000930	956000930	CDBG		\$15,991.73

\$39,650.38

\$20,475.59

\$110,000.00

\$155,120.79

\$8,907.36

\$49,929.38

Voucher Number	Line Item	IDIS Proj ect ID	IDIS Act ID	Voucher Created	Voucher Status	Status Date	LOCCS Send Date	Grant Number	Grant Year	Fund Type	Recipient TIN	Payee TIN	Program	PY	Drawn Amount	
5846361	3	84	5633	8/24/2015	Completed	08/28/2015	8/27/2015	B13UC060506	2013	EN	956000930	956000930	CDBG		\$2,634.79	
	1	84	5633	9/9/2015	Completed	09/09/2015	9/9/2015	B14UC060506	2014	PI	956000930	956000930	CDBG		\$590.76	
	3	84	5633	3/14/2016	Completed	03/16/2016	3/15/2016	B14UC060506	2014	EN	956000930	956000930	CDBG		\$53,706.82	
5909563	1	84	5633	3/24/2016	Completed	03/29/2016	3/28/2016	B14UC060506	2014	EN	956000930	956000930	CDBG		\$64,913.59	
	3	84	5633	6/1/2016	Completed	06/07/2016	6/6/2016	B14UC060506	2014	EN	956000930	956000930	CDBG		\$9,252.07	
	2	84	5633	7/18/2016	Completed	07/19/2016	7/18/2016	B14UC060506	2014	EN	956000930	956000930	CDBG	Y	\$11,013.61	\$142,111.64
5934508	2	86	5635	10/22/2015	Completed	10/24/2015	10/23/2015	B13UC060506	2013	EN	956000930	956000930	CDBG		\$12.90	
	4	86	5635	3/9/2016	Completed	03/12/2016	3/11/2016	B14UC060506	2014	EN	956000930	956000930	CDBG		\$77,181.81	
	5	86	5635	4/4/2016	Completed	04/05/2016	4/4/2016	B14UC060506	2014	EN	956000930	956000930	CDBG		\$75,091.71	
	4	86	5635	4/5/2016	Completed	04/06/2016	4/5/2016	B14UC060506	2014	EN	956000930	956000930	CDBG		\$158,199.56	
	1	86	5635	6/13/2016	Completed	06/14/2016	6/13/2016	B14UC060506	2014	EN	956000930	956000930	CDBG		\$6,524.25	\$317,010.23
	5	88	5637	4/7/2016	Completed	04/12/2016	4/11/2016	B14UC060506	2014	EN	956000930	956000930	CDBG		\$12,785.75	\$12,785.75
5923332	1	94	5643	5/5/2016	Completed	05/10/2016	5/9/2016	B14UC060506	2014	EN	956000930	956000930	CDBG		\$3,894.46	\$3,894.46
	2	98	5659	9/24/2015	Completed	09/25/2015	9/24/2015	B13UC060506	2013	EN	956000930	956000930	CDBG		\$423.24	
	5	98	5659	10/15/2015	Completed	10/16/2015	10/15/2015	B13UC060506	2013	EN	956000930	956000930	CDBG		\$89.32	
	2	98	5659	11/19/2015	Completed	11/25/2015	11/24/2015	B14UC060506	2014	EN	956000930	956000930	CDBG		\$95.38	
	4	98	5659	12/8/2015	Completed	12/10/2015	12/9/2015	B14UC060506	2014	EN	956000930	956000930	CDBG		\$549.93	
	2	98	5659	12/23/2015	Completed	12/24/2015	12/23/2015	B14UC060506	2014	EN	956000930	956000930	CDBG		\$121.89	
	4	98	5659	2/4/2016	Completed	02/06/2016	2/5/2016	B14UC060506	2014	EN	956000930	956000930	CDBG		\$451.35	
	3	98	5659	2/8/2016	Completed	02/10/2016	2/9/2016	B14UC060506	2014	EN	956000930	956000930	CDBG		\$1,078.20	
	3	98	5659	3/9/2016	Completed	03/12/2016	3/11/2016	B14UC060506	2014	EN	956000930	956000930	CDBG		\$1,334.00	
	2	98	5659	3/9/2016	Completed	03/12/2016	3/11/2016	B14UC060506	2014	EN	956000930	956000930	CDBG		\$591.60	
	3	98	5659	3/17/2016	Completed	03/19/2016	3/18/2016	B14UC060506	2014	EN	956000930	956000930	CDBG		\$1,290.30	
	2	98	5659	3/23/2016	Completed	03/25/2016	3/24/2016	B14UC060506	2014	EN	956000930	956000930	CDBG		\$1,111.21	
	5	98	5659	5/2/2016	Completed	03/25/2016	3/24/2016	B14UC060506	2014	EN	956000930	956000930	CDBG		\$1,751.48	
	3	98	5659	3/28/2016	Completed	03/29/2016	3/28/2016	B14UC060506	2014	EN	956000930	956000930	CDBG		\$1,245.02	
	2	98	5659	5/17/2016	Completed	05/19/2016	5/18/2016	B14UC060506	2014	EN	956000930	956000930	CDBG		\$1,177.76	
	4	98	5659	6/1/2016	Completed	06/07/2016	6/6/2016	B14UC060506	2014	EN	956000930	956000930	CDBG		\$1,620.06	
	2	98	5659	6/8/2016	Completed	06/10/2016	6/9/2016	B14UC060506	2014	EN	956000930	956000930	CDBG		\$1,315.54	
	2	98	5659	6/17/2016	Completed	06/18/2016	6/17/2016	B14UC060506	2014	EN	956000930	956000930	CDBG		\$1,789.40	
	3	98	5659	7/21/2016	Completed	07/22/2016	7/21/2016	B14UC060506	2014	EN	956000930	956000930	CDBG	Y	\$4,179.23	\$20,214.91
	3	99	5660	9/24/2015	Completed	09/25/2015	9/24/2015	B13UC060506	2013	EN	956000930	956000930	CDBG		\$423.24	
	6	99	5660	10/15/2015	Completed	10/16/2015	10/15/2015	B13UC060506	2013	EN	956000930	956000930	CDBG		\$89.32	
	3	99	5660	11/19/2015	Completed	11/25/2015	11/24/2015	B14UC060506	2014	EN	956000930	956000930	CDBG		\$95.38	
	5	99	5660	12/8/2015	Completed	12/10/2015	12/9/2015	B14UC060506	2014	EN	956000930	956000930	CDBG		\$750.03	

Voucher Number	Line Item	IDIS Proj ect ID	IDIS Act ID	Voucher Created	Voucher Status	Status Date	LOCCS Send Date	Grant Number	Grant Year	Fund Type	Recipient TIN	Payee TIN	Program	PY	Drawn Amount
5880990	1	99	5660	12/23/2015	Completed	12/24/2015	12/23/2015	B14UC060506	2014	EN	956000930	956000930	CDBG		\$121.89
	2	99	5660	2/4/2016	Completed	02/06/2016	2/5/2016	B14UC060506	2014	EN	956000930	956000930	CDBG		\$451.35
	4	99	5660	2/8/2016	Completed	02/10/2016	2/9/2016	B14UC060506	2014	EN	956000930	956000930	CDBG		\$781.95
	4	99	5660	3/9/2016	Completed	03/12/2016	3/11/2016	B14UC060506	2014	EN	956000930	956000930	CDBG		\$780.72
	4	99	5660	3/17/2016	Completed	03/19/2016	3/18/2016	B14UC060506	2014	EN	956000930	956000930	CDBG		\$781.95
	3	99	5660	3/23/2016	Completed	03/25/2016	3/24/2016	B14UC060506	2014	EN	956000930	956000930	CDBG		\$771.09
	4	99	5660	3/28/2016	Completed	03/29/2016	3/28/2016	B14UC060506	2014	EN	956000930	956000930	CDBG		\$406.97
	2	99	5660	5/5/2016	Completed	05/10/2016	5/9/2016	B14UC060506	2014	EN	956000930	956000930	CDBG		\$46.80
	3	99	5660	5/17/2016	Completed	05/19/2016	5/18/2016	B14UC060506	2014	EN	956000930	956000930	CDBG		\$915.88
5931119	1	99	5660	6/1/2016	Completed	06/07/2016	6/6/2016	B14UC060506	2014	EN	956000930	956000930	CDBG		\$915.68
	3	99	5660	6/8/2016	Completed	06/10/2016	6/9/2016	B14UC060506	2014	EN	956000930	956000930	CDBG		\$1,228.79
	4	99	5660	6/17/2016	Completed	06/18/2016	6/17/2016	B14UC060506	2014	EN	956000930	956000930	CDBG		\$1,153.16
	4	99	5660	7/21/2016	Completed	07/22/2016	7/21/2016	B14UC060506	2014	EN	956000930	956000930	CDBG	Y	\$3,962.92
	4	101	5670	4/7/2016	Completed	04/12/2016	4/11/2016	B14UC060506	2014	EN	956000930	956000930	CDBG		\$556.00
5919370	1	101	5670	4/25/2016	Completed	04/27/2016	4/25/2016	B14UC060506	2014	EN	956000930	956000930	CDBG		\$10.00
	3	101	5670	7/18/2016	Completed	07/19/2016	7/18/2016	B14UC060506	2014	EN	956000930	956000930	CDBG	Y	\$14.72
5909084	1	101	5670	3/23/2016	Revised	03/25/2016	3/24/2016	B14UC060506	2014	EN	956000930	956000930	CDBG		\$0.00
	2	101	5670	4/5/2016	Revised	04/06/2016	4/5/2016	B14UC060506	2014	EN	956000930	956000930	CDBG		\$0.00
5922003	1	101	5670	5/2/2016	Revised	05/04/2016	5/3/2016	B14UC060506	2014	EN	956000930	956000930	CDBG		\$0.00
5858074	1	8	5675	10/15/2015	Completed	10/16/2015	10/15/2015	B15UC060506	2015	EN	956000930	956000930	CDBG		\$23,380.30
5860718	1	8	5675	10/22/2015	Completed	10/24/2015	10/23/2015	B15UC060506	2015	EN	956000930	956000930	CDBG		\$57,947.85
5864152	1	8	5675	11/2/2015	Completed	11/04/2015	11/3/2015	B15UC060506	2015	EN	956000930	956000930	CDBG		\$50,008.52
5866909	1	8	5675	11/10/2015	Completed	11/11/2015	11/10/2015	B15UC060506	2015	EN	956000930	956000930	CDBG		\$2,180.20
5868844	1	8	5675	11/17/2015	Completed	11/18/2015	11/17/2015	B15UC060506	2015	EN	956000930	956000930	CDBG		\$52,591.45
5869945	1	8	5675	11/19/2015	Completed	11/25/2015	11/24/2015	B15UC060506	2015	EN	956000930	956000930	CDBG		\$4,597.29
5875164	1	8	5675	12/8/2015	Completed	12/10/2015	12/9/2015	B15UC060506	2015	EN	956000930	956000930	CDBG		\$63,146.35
5877117	1	8	5675	12/14/2015	Completed	12/16/2015	12/15/2015	B15UC060506	2015	EN	956000930	956000930	CDBG		\$360.55
	2	8	5675	12/23/2015	Completed	12/24/2015	12/23/2015	B15UC060506	2015	EN	956000930	956000930	CDBG		\$71,532.89
5887700	1	8	5675	1/19/2016	Completed	01/21/2016	1/20/2016	B15UC060506	2015	EN	956000930	956000930	CDBG		\$22,476.70
5888903	1	8	5675	1/22/2016	Completed	01/23/2016	1/22/2016	B15UC060506	2015	EN	956000930	956000930	CDBG		\$64,306.43
5893551	1	8	5675	2/4/2016	Completed	02/06/2016	2/5/2016	B15UC060506	2015	EN	956000930	956000930	CDBG		\$34,003.32
5894161	1	8	5675	2/8/2016	Completed	02/10/2016	2/9/2016	B15UC060506	2015	EN	956000930	956000930	CDBG		\$26.51
5894230	2	8	5675	2/8/2016	Completed	02/10/2016	2/9/2016	B15UC060506	2015	EN	956000930	956000930	CDBG		\$26,222.15
5894908	1	8	5675	2/9/2016	Completed	02/11/2016	2/10/2016	B15UC060506	2015	EN	956000930	956000930	CDBG		\$2,993.59
	2	8	5675	3/9/2016	Completed	03/16/2016	3/15/2016	B15UC060506	2015	EN	956000930	956000930	CDBG		\$25,666.18

Voucher Number	Line Item	IDIS Proj ect ID	IDIS Act ID	Voucher Created	Voucher Status	Status Date	LOCCS Send Date	Grant Number	Grant Year	Fund Type	Recipient TIN	Payee TIN	Program	PY	Drawn Amount
5905753	1	8	5675	3/14/2016	Completed	03/16/2016	3/15/2016	B15UC060506	2015	EN	956000930	956000930	CDBG		\$1,708.83
	2	8	5675	3/17/2016	Completed	03/19/2016	3/18/2016	B15UC060506	2015	EN	956000930	956000930	CDBG		\$26,336.90
5909075	1	8	5675	3/23/2016	Completed	03/25/2016	3/24/2016	B15UC060506	2015	EN	956000930	956000930	CDBG		\$43,622.40
	2	8	5675	3/28/2016	Completed	03/29/2016	3/28/2016	B15UC060506	2015	EN	956000930	956000930	CDBG		\$24,270.55
5912081	1	8	5675	4/4/2016	Completed	04/05/2016	4/4/2016	B15UC060506	2015	EN	956000930	956000930	CDBG		\$119,738.43
5912661	1	8	5675	4/5/2016	Completed	04/06/2016	4/5/2016	B15UC060506	2015	EN	956000930	956000930	CDBG		\$21,156.44
5912726	1	8	5675	4/5/2016	Completed	04/07/2016	4/6/2016	B15UC060506	2015	EN	956000930	956000930	CDBG		\$303.81
	2	8	5675	4/12/2016	Completed	04/13/2016	4/12/2016	B15UC060506	2015	EN	956000930	956000930	CDBG		\$6,215.44
	2	8	5675	4/15/2016	Completed	04/20/2016	4/19/2016	B15UC060506	2015	EN	956000930	956000930	CDBG		\$5,491.94
5919379	1	8	5675	4/25/2016	Completed	04/27/2016	4/25/2016	B15UC060506	2015	EN	956000930	956000930	CDBG		\$1,871.84
5922027	1	8	5675	5/2/2016	Completed	05/04/2016	5/3/2016	B15UC060506	2015	EN	956000930	956000930	CDBG		\$81,179.70
5926342	1	8	5675	5/16/2016	Completed	05/18/2016	5/17/2016	B15UC060506	2015	EN	956000930	956000930	CDBG		\$9,336.63
5926780	1	8	5675	5/17/2016	Completed	05/19/2016	5/18/2016	B15UC060506	2015	EN	956000930	956000930	CDBG		\$30,424.54
5927898	1	8	5675	5/19/2016	Completed	05/26/2016	5/25/2016	B15UC060506	2015	EN	956000930	956000930	CDBG		\$876.82
5931121	1	8	5675	6/1/2016	Completed	06/07/2016	6/6/2016	B15UC060506	2015	EN	956000930	956000930	CDBG		\$73,979.08
5933430	1	8	5675	6/8/2016	Completed	06/10/2016	6/9/2016	B15UC060506	2015	EN	956000930	956000930	CDBG		\$43,618.98
5934585	1	8	5675	6/13/2016	Completed	06/14/2016	6/13/2016	B15UC060506	2015	EN	956000930	956000930	CDBG		\$505.62
5935078	1	8	5675	6/14/2016	Completed	06/15/2016	6/14/2016	B15UC060506	2015	EN	956000930	956000930	CDBG		\$2,113.74
5936207	1	8	5675	6/17/2016	Completed	06/18/2016	6/17/2016	B15UC060506	2015	EN	956000930	956000930	CDBG		\$33,505.69
5937967	1	8	5675	6/22/2016	Completed	06/24/2016	6/23/2016	B15UC060506	2015	EN	956000930	956000930	CDBG		\$5,061.44
5938518	1	8	5675	6/23/2016	Completed	06/25/2016	6/24/2016	B15UC060506	2015	EN	956000930	956000930	CDBG		\$1,761.78
5938927	1	8	5675	6/24/2016	Completed	06/25/2016	6/24/2016	B15UC060506	2015	EN	956000930	956000930	CDBG		\$476.12
	22	8	5675	7/20/2016	Completed	06/25/2016	6/24/2016	B15UC060506	2015	EN	956000930	956000930	CDBG		\$111,074.77
5947061	1	8	5675	7/21/2016	Completed	07/22/2016	7/21/2016	B15UC060506	2015	EN	956000930	956000930	CDBG	Y	\$12,068.76
5949299	1	8	5675	7/28/2016	Completed	07/29/2016	7/28/2016	B15UC060506	2015	EN	956000930	956000930	CDBG	Y	\$559.08
5938930	1	8	5675	6/24/2016	Revised	06/25/2016	6/24/2016	B15UC060506	2015	EN	956000930	956000930	CDBG		\$0.00
	2	8	5675	7/5/2016	Revised	06/25/2016	6/24/2016	B15UC060506	2015	EN	956000930	956000930	CDBG		\$0.00
	4	8	5675	7/5/2016	Revised	06/25/2016	6/24/2016	B15UC060506	2015	EN	956000930	956000930	CDBG		\$0.00
	6	8	5675	7/11/2016	Revised	06/25/2016	6/24/2016	B15UC060506	2015	EN	956000930	956000930	CDBG		\$0.00
	8	8	5675	7/11/2016	Revised	06/25/2016	6/24/2016	B15UC060506	2015	EN	956000930	956000930	CDBG		\$0.00
	10	8	5675	7/11/2016	Revised	06/25/2016	6/24/2016	B15UC060506	2015	EN	956000930	956000930	CDBG		\$0.00
	12	8	5675	7/11/2016	Revised	06/25/2016	6/24/2016	B15UC060506	2015	EN	956000930	956000930	CDBG		\$0.00
	14	8	5675	7/12/2016	Revised	06/25/2016	6/24/2016	B15UC060506	2015	EN	956000930	956000930	CDBG		\$0.00
	16	8	5675	7/13/2016	Revised	06/25/2016	6/24/2016	B15UC060506	2015	EN	956000930	956000930	CDBG		\$0.00
	18	8	5675	7/13/2016	Revised	06/25/2016	6/24/2016	B15UC060506	2015	EN	956000930	956000930	CDBG		\$0.00

Voucher Number	Line Item	IDIS Proj ect ID	IDIS Act ID	Voucher Created	Voucher Status	Status Date	LOCCS Send Date	Grant Number	Grant Year	Fund Type	Recipient TIN	Payee TIN	Program	PY	Drawn Amount	
	20	8	5675	7/18/2016	Revised	06/25/2016	6/24/2016	B15UC060506	2015	EN	956000930	956000930	CDBG		\$0.00	\$1,158,699.61
5860235	1	9	5676	10/21/2015	Completed	10/24/2015	10/23/2015	B15UC060506	2015	EN	956000930	956000930	CDBG		\$30,121.93	
	3	9	5676	11/10/2015	Completed	11/11/2015	11/10/2015	B15UC060506	2015	EN	956000930	956000930	CDBG		\$10,568.82	
	3	9	5676	12/14/2015	Completed	12/16/2015	12/15/2015	B15UC060506	2015	EN	956000930	956000930	CDBG		\$9,743.77	
	2	9	5676	1/22/2016	Completed	01/23/2016	1/22/2016	B15UC060506	2015	EN	956000930	956000930	CDBG		\$13,386.07	
5894155	1	9	5676	2/8/2016	Completed	02/10/2016	2/9/2016	B15UC060506	2015	EN	956000930	956000930	CDBG		\$10,679.58	
	3	9	5676	3/9/2016	Completed	03/12/2016	3/11/2016	B15UC060506	2015	EN	956000930	956000930	CDBG		\$10,152.94	
	3	9	5676	4/7/2016	Completed	04/12/2016	4/11/2016	B15UC060506	2015	EN	956000930	956000930	CDBG		\$13,551.93	
5924274	1	9	5676	5/10/2016	Completed	05/11/2016	5/10/2016	B15UC060506	2015	EN	956000930	956000930	CDBG		\$11,373.66	
	8	9	5676	6/22/2016	Completed	06/24/2016	6/23/2016	B15UC060506	2015	EN	956000930	956000930	CDBG		\$25,212.07	\$134,790.77
	5	11	5677	2/8/2016	Completed	02/10/2016	2/9/2016	B15UC060506	2015	EN	956000930	956000930	CDBG		\$821.85	
	4	11	5677	3/4/2016	Completed	03/12/2016	3/11/2016	B15UC060506	2015	EN	956000930	956000930	CDBG		\$240.84	
	5	11	5677	3/9/2016	Completed	03/12/2016	3/11/2016	B15UC060506	2015	EN	956000930	956000930	CDBG		\$2,429.15	
	5	11	5677	3/17/2016	Completed	03/19/2016	3/18/2016	B15UC060506	2015	EN	956000930	956000930	CDBG		\$1,567.45	
	2	11	5677	3/17/2016	Completed	03/19/2016	3/18/2016	B15UC060506	2015	EN	956000930	956000930	CDBG		\$240.84	
5907905	1	11	5677	3/21/2016	Completed	03/25/2016	3/24/2016	B15UC060506	2015	EN	956000930	956000930	CDBG		\$855.36	
	4	11	5677	3/23/2016	Completed	03/25/2016	3/24/2016	B15UC060506	2015	EN	956000930	956000930	CDBG		\$1,852.48	
	5	11	5677	3/28/2016	Completed	03/29/2016	3/28/2016	B15UC060506	2015	EN	956000930	956000930	CDBG		\$1,064.65	
	2	11	5677	4/19/2016	Completed	04/20/2016	4/19/2016	B15UC060506	2015	EN	956000930	956000930	CDBG		\$467.82	
5922008	1	11	5677	5/2/2016	Completed	05/04/2016	5/3/2016	B15UC060506	2015	EN	956000930	956000930	CDBG		\$1,119.67	
5926794	1	11	5677	5/17/2016	Completed	05/19/2016	5/18/2016	B15UC060506	2015	EN	956000930	956000930	CDBG		\$1,119.67	
5931127	1	11	5677	6/1/2016	Completed	06/07/2016	6/6/2016	B15UC060506	2015	EN	956000930	956000930	CDBG		\$1,197.68	
5933423	1	11	5677	6/8/2016	Completed	06/10/2016	6/9/2016	B15UC060506	2015	EN	956000930	956000930	CDBG		\$962.64	
	2	11	5677	6/17/2016	Completed	06/18/2016	6/17/2016	B15UC060506	2015	EN	956000930	956000930	CDBG		\$3,031.17	
5937965	1	11	5677	6/22/2016	Completed	06/24/2016	6/23/2016	B15UC060506	2015	EN	956000930	956000930	CDBG		\$1,197.19	
	3	11	5677	7/5/2016	Completed	06/25/2016	6/24/2016	B15UC060506	2015	EN	956000930	956000930	CDBG		\$2,700.00	
	23	11	5677	7/20/2016	Completed	06/25/2016	6/24/2016	B15UC060506	2015	EN	956000930	956000930	CDBG		\$11,602.20	\$32,470.66
	3	12	5678	12/23/2015	Completed	12/24/2015	12/23/2015	B15UC060506	2015	EN	956000930	956000930	CDBG		\$421.30	
	4	12	5678	1/22/2016	Completed	01/23/2016	1/22/2016	B15UC060506	2015	EN	956000930	956000930	CDBG		\$463.49	
	3	12	5678	2/4/2016	Completed	02/06/2016	2/5/2016	B15UC060506	2015	EN	956000930	956000930	CDBG		\$1,209.45	
	2	12	5678	6/8/2016	Completed	06/10/2016	6/9/2016	B15UC060506	2015	EN	956000930	956000930	CDBG		\$2,313.03	
	5	12	5678	6/17/2016	Completed	06/18/2016	6/17/2016	B15UC060506	2015	EN	956000930	956000930	CDBG		\$961.61	
	3	12	5678	7/21/2016	Completed	07/22/2016	7/21/2016	B15UC060506	2015	EN	956000930	956000930	CDBG	Y	\$2,925.05	\$8,293.93
5912650	1	15	5679	4/5/2016	Completed	04/06/2016	4/5/2016	B15UC060506	2015	EN	956000930	956000930	CDBG		\$36,525.00	\$36,525.00
	3	16	5680	6/21/2016	Completed	06/23/2016	6/22/2016	B15UC060506	2015	EN	956000930	956000930	CDBG		\$16,000.00	\$16,000.00

Voucher Number	Line Item	IDIS Proj ID	IDIS Act ID	Voucher Created	Voucher Status	Status Date	LOCCS Send Date	Grant Number	Grant Year	Fund Type	Recipient TIN	Payee TIN	Program	PY	Drawn Amount
5927017	1	17	5681	5/17/2016	Completed	05/19/2016	5/18/2016	B15UC060506	2015	EN	956000930	956000930	CDBG		\$33,489.84
5928716	1	17	5681	5/23/2016	Completed	05/26/2016	5/25/2016	B15UC060506	2015	EN	956000930	956000930	CDBG		\$35,003.27
	2	17	5681	6/1/2016	Completed	06/07/2016	6/6/2016	B15UC060506	2015	EN	956000930	956000930	CDBG		\$2,389.89
5894904	1	18	5682	2/9/2016	Completed	02/11/2016	2/10/2016	B15UC060506	2015	EN	956000930	956000930	CDBG		\$8,000.00
5907228	1	19	5683	3/17/2016	Completed	03/24/2016	3/18/2016	B15UC060506	2015	EN	956000930	956000930	CDBG		\$11,089.00
5917298	1	20	5684	4/19/2016	Completed	04/20/2016	4/19/2016	B15UC060506	2015	EN	956000930	956000930	CDBG		\$8,251.13
5923871	1	20	5684	5/9/2016	Completed	05/10/2016	5/9/2016	B15UC060506	2015	EN	956000930	956000930	CDBG		\$2,868.83
	5	21	5685	3/23/2016	Completed	03/25/2016	3/24/2016	B15UC060506	2015	EN	956000930	956000930	CDBG		\$15,180.82
	1	21	5685	4/4/2016	Completed	04/05/2016	4/4/2016	B15UC060506	2015	EN	956000930	956000930	CDBG		\$6,374.58
	2	21	5685	5/17/2016	Completed	05/19/2016	5/18/2016	B15UC060506	2015	EN	956000930	956000930	CDBG		\$401.60
	1	21	5685	5/19/2016	Completed	05/26/2016	5/25/2016	B15UC060506	2015	EN	956000930	956000930	CDBG		\$401.00
	2	22	5686	3/17/2016	Completed	03/24/2016	3/23/2016	B15UC060506	2015	EN	956000930	956000930	CDBG		\$5,042.48
	2	22	5686	4/4/2016	Completed	04/05/2016	4/4/2016	B15UC060506	2015	EN	956000930	956000930	CDBG		\$4,957.52
	2	23	5687	6/21/2016	Completed	06/22/2016	6/21/2016	B15UC060506	2015	EN	956000930	956000930	CDBG		\$5,435.88
	15	23	5687	7/12/2016	Completed	06/25/2016	6/24/2016	B15UC060506	2015	EN	956000930	956000930	CDBG		\$1,564.12
5894158	1	24	5688	2/8/2016	Completed	02/18/2016	2/17/2016	B15UC060506	2015	EN	956000930	956000930	CDBG		\$27,000.00
	5	24	5688	6/22/2016	Completed	06/24/2016	6/23/2016	B15UC060506	2015	EN	956000930	956000930	CDBG		\$5,000.00
5893546	1	25	5689	2/4/2016	Completed	02/06/2016	2/5/2016	B15UC060506	2015	EN	956000930	956000930	CDBG		\$130,676.50
	3	25	5689	4/4/2016	Completed	04/05/2016	4/4/2016	B15UC060506	2015	EN	956000930	956000930	CDBG		\$82,593.80
	2	25	5689	4/5/2016	Completed	04/06/2016	4/5/2016	B15UC060506	2015	EN	956000930	956000930	CDBG		\$63,125.70
5913610	1	25	5689	4/7/2016	Completed	04/12/2016	4/11/2016	B15UC060506	2015	EN	956000930	956000930	CDBG		\$13,604.00
	6	26	5690	3/28/2016	Completed	03/29/2016	3/28/2016	B15UC060506	2015	EN	956000930	956000930	CDBG		\$2,963.37
	2	26	5690	5/2/2016	Completed	05/04/2016	5/3/2016	B15UC060506	2015	EN	956000930	956000930	CDBG		\$4,353.08
	2	26	5690	5/17/2016	Completed	05/19/2016	5/18/2016	B15UC060506	2015	EN	956000930	956000930	CDBG		\$2,789.27
	3	26	5690	6/1/2016	Completed	06/07/2016	6/6/2016	B15UC060506	2015	EN	956000930	956000930	CDBG		\$2,227.43
	3	26	5690	6/8/2016	Completed	06/10/2016	6/9/2016	B15UC060506	2015	EN	956000930	956000930	CDBG		\$1,141.96
	3	26	5690	6/17/2016	Completed	06/18/2016	6/17/2016	B15UC060506	2015	EN	956000930	956000930	CDBG		\$1,135.56
	5	26	5690	7/5/2016	Completed	06/25/2016	6/24/2016	B15UC060506	2015	EN	956000930	956000930	CDBG		\$1,131.18
	5	26	5690	7/21/2016	Completed	07/22/2016	7/21/2016	B15UC060506	2015	EN	956000930	956000930	CDBG	Y	\$3,158.84
	3	82	5691	3/17/2016	Completed	03/24/2016	3/23/2016	B15UC060506	2015	EN	956000930	956000930	CDBG		\$23,567.00
	4	84	5694	6/8/2016	Completed	06/10/2016	6/9/2016	B15UC060506	2015	EN	956000930	956000930	CDBG		\$10,000.00
5905754	1	85	5695	3/14/2016	Completed	03/16/2016	3/15/2016	B15UC060506	2015	EN	956000930	956000930	CDBG		\$19,500.00
	11	86	5696	7/11/2016	Completed	06/25/2016	6/24/2016	B15UC060506	2015	EN	956000930	956000930	CDBG		\$5,391.00
	4	87	5697	3/21/2016	Completed	03/12/2016	3/11/2016	B15UC060506	2015	EN	956000930	956000930	CDBG		\$587.52
	3	87	5697	3/21/2016	Completed	03/25/2016	3/24/2016	B15UC060506	2015	EN	956000930	956000930	CDBG		\$11,912.48

Voucher Number	Line Item	IDIS Proj ect ID	IDIS Act ID	Voucher Created	Voucher Status	Status Date	LOCCS Send Date	Grant Number	Grant Year	Fund Type	Recipient TIN	Payee TIN	Program	PY	Drawn Amount	
	2	88	5698	2/9/2016	Completed	02/11/2016	2/10/2016	B15UC060506	2015	EN	956000930	956000930	CDBG		\$8,738.63	
	4	88	5698	4/4/2016	Completed	04/05/2016	4/4/2016	B15UC060506	2015	EN	956000930	956000930	CDBG		\$5,761.37	\$14,500.00
	7	89	5699	7/11/2016	Completed	06/25/2016	6/24/2016	B15UC060506	2015	EN	956000930	956000930	CDBG		\$5,000.00	\$5,000.00
	2	27	5700	11/2/2015	Completed	11/04/2015	11/3/2015	B15UC060506	2015	EN	956000930	956000930	CDBG		\$10,000.00	
	4	27	5700	6/21/2016	Completed	06/22/2016	6/21/2016	B15UC060506	2015	EN	956000930	956000930	CDBG		\$25,000.00	\$35,000.00
	5	28	5701	4/4/2016	Completed	04/05/2016	4/4/2016	B15UC060506	2015	EN	956000930	956000930	CDBG		\$99,840.00	\$99,840.00
5912089	1	29	5702	4/4/2016	Completed	04/05/2016	4/4/2016	B15UC060506	2015	EN	956000930	956000930	CDBG		\$49,310.00	\$49,310.00
	4	90	5704	3/17/2016	Completed	03/24/2016	3/23/2016	B15UC060506	2015	EN	956000930	956000930	CDBG		\$36,834.24	
	2	90	5704	4/7/2016	Completed	04/12/2016	4/11/2016	B15UC060506	2015	EN	956000930	956000930	CDBG		\$8,850.58	
	3	90	5704	5/2/2016	Completed	05/04/2016	5/3/2016	B15UC060506	2015	EN	956000930	956000930	CDBG		\$5,354.73	
5925856	1	90	5704	5/13/2016	Completed	05/17/2016	5/16/2016	B15UC060506	2015	EN	956000930	956000930	CDBG		\$5,323.33	
	3	90	5704	5/17/2016	Completed	05/19/2016	5/18/2016	B15UC060506	2015	EN	956000930	956000930	CDBG		\$8,562.05	
	3	90	5704	6/15/2016	Completed	06/16/2016	6/15/2016	B15UC060506	2015	EN	956000930	956000930	CDBG		\$5,427.86	
	2	90	5704	6/24/2016	Completed	06/25/2016	6/24/2016	B15UC060506	2015	EN	956000930	956000930	CDBG		\$9,087.56	
	19	90	5704	7/13/2016	Completed	06/25/2016	6/24/2016	B15UC060506	2015	EN	956000930	956000930	CDBG		\$5,559.65	\$85,000.00
	4	91	5705	6/13/2016	Completed	06/14/2016	6/13/2016	B15UC060506	2015	PI	956000930	956000930	CDBG		\$26,723.29	
	5	91	5705	6/13/2016	Completed	06/14/2016	6/13/2016	B15UC060506	2015	EN	956000930	956000930	CDBG		\$52,572.79	
5937255	1	91	5705	6/21/2016	Completed	06/23/2016	6/22/2016	B15UC060506	2015	EN	956000930	956000930	CDBG		\$17,827.92	\$97,124.00
	2	93	5707	2/4/2016	Completed	02/06/2016	2/5/2016	B15UC060506	2015	EN	956000930	956000930	CDBG		\$10,000.00	\$10,000.00
	5	94	5708	1/22/2016	Completed	01/23/2016	1/22/2016	B15UC060506	2015	EN	956000930	956000930	CDBG		\$7,500.00	\$7,500.00
	7	95	5709	3/3/2016	Completed	01/23/2016	1/22/2016	B15UC060506	2015	EN	956000930	956000930	CDBG		\$10.00	
	2	95	5709	3/4/2016	Completed	03/12/2016	3/11/2016	B15UC060506	2015	EN	956000930	956000930	CDBG		\$12,908.16	
5923331	1	95	5709	5/5/2016	Completed	05/10/2016	5/9/2016	B15UC060506	2015	EN	956000930	956000930	CDBG		\$3,792.42	
	2	95	5709	6/21/2016	Completed	06/23/2016	6/22/2016	B15UC060506	2015	EN	956000930	956000930	CDBG		\$12,761.58	
	17	95	5709	7/13/2016	Completed	06/25/2016	6/24/2016	B15UC060506	2015	EN	956000930	956000930	CDBG		\$527.84	\$30,000.00
	3	31	5711	4/7/2016	Completed	04/12/2016	4/11/2016	B15UC060506	2015	EN	956000930	956000930	CDBG		\$3,000.00	\$3,000.00
5885018	1	32	5712	1/11/2016	Completed	01/14/2016	1/13/2016	B15UC060506	2015	EN	956000930	956000930	CDBG		\$36,939.28	
5904333	1	32	5712	3/9/2016	Completed	03/12/2016	3/11/2016	B15UC060506	2015	EN	956000930	956000930	CDBG		\$12,942.21	
	4	32	5712	5/2/2016	Completed	05/04/2016	5/3/2016	B15UC060506	2015	EN	956000930	956000930	CDBG		\$131.65	\$50,013.14
	3	33	5713	1/22/2016	Completed	01/23/2016	1/22/2016	B15UC060506	2015	EN	956000930	956000930	CDBG		\$5,000.00	\$5,000.00
	6	34	5714	3/3/2016	Completed	01/23/2016	1/22/2016	B15UC060506	2015	EN	956000930	956000930	CDBG		\$4,986.86	
	4	34	5714	1/22/2016	Revised	01/23/2016	1/22/2016	B15UC060506	2015	EN	956000930	956000930	CDBG		\$0.00	\$4,986.86
5903072	1	35	5715	3/4/2016	Completed	03/12/2016	3/11/2016	B15UC060506	2015	EN	956000930	956000930	CDBG		\$4,880.91	
	2	35	5715	3/9/2016	Completed	03/12/2016	3/11/2016	B15UC060506	2015	EN	956000930	956000930	CDBG		\$1,119.09	\$6,000.00
	5	36	5716	3/17/2016	Completed	03/24/2016	3/23/2016	B15UC060506	2015	EN	956000930	956000930	CDBG		\$4,000.00	\$4,000.00

Voucher Number	Line Item	IDIS Proj ect ID	IDIS Act ID	Voucher Created	Voucher Status	Status Date	LOCCS Send Date	Grant Number	Grant Year	Fund Type	Recipient TIN	Payee TIN	Progra m	PY	Drawn Amount
	2	37	5717	3/4/2016	Completed	03/12/2016	3/11/2016	B15UC060506	2015	EN	956000930	956000930	CDBG		\$4,922.93
	3	37	5717	4/5/2016	Completed	04/06/2016	4/5/2016	B15UC060506	2015	EN	956000930	956000930	CDBG		\$1,581.68
	2	37	5717	4/25/2016	Completed	04/27/2016	4/25/2016	B15UC060506	2015	EN	956000930	956000930	CDBG		\$1,413.75
	2	37	5717	5/19/2016	Completed	05/26/2016	5/25/2016	B15UC060506	2015	EN	956000930	956000930	CDBG		\$1,647.93
															\$9,566.29
5886405	1	38	5718	1/14/2016	Completed	01/14/2016	1/14/2016	B15UC060506	2015	PI	956000930	956000930	CDBG		\$4,596.69
	3	38	5718	3/4/2016	Completed	03/12/2016	3/11/2016	B15UC060506	2015	EN	956000930	956000930	CDBG		\$3,660.65
5924257	1	38	5718	5/10/2016	Completed	05/11/2016	5/10/2016	B15UC060506	2015	EN	956000930	956000930	CDBG		\$1,742.66
															\$10,000.00
	2	39	5719	1/14/2016	Completed	01/14/2016	1/14/2016	B15UC060506	2015	PI	956000930	956000930	CDBG		\$3,405.98
	3	39	5719	4/4/2016	Completed	04/05/2016	4/4/2016	B15UC060506	2015	EN	956000930	956000930	CDBG		\$3,287.39
	4	39	5719	4/5/2016	Completed	04/06/2016	4/5/2016	B15UC060506	2015	EN	956000930	956000930	CDBG		\$2,141.46
5921988	1	39	5719	5/2/2016	Completed	05/04/2016	5/3/2016	B15UC060506	2015	EN	956000930	956000930	CDBG		\$1,536.71
	2	39	5719	5/10/2016	Completed	05/11/2016	5/10/2016	B15UC060506	2015	EN	956000930	956000930	CDBG		\$3,503.92
5925931	1	39	5719	5/13/2016	Completed	05/17/2016	5/16/2016	B15UC060506	2015	EN	956000930	956000930	CDBG		\$4,360.60
	4	39	5719	6/1/2016	Completed	06/07/2016	6/6/2016	B15UC060506	2015	EN	956000930	956000930	CDBG		\$1,695.58
															\$19,931.64
	4	40	5720	4/4/2016	Completed	04/05/2016	4/4/2016	B15UC060506	2015	EN	956000930	956000930	CDBG		\$10,000.00
															\$10,000.00
	2	41	5721	5/10/2016	Completed	05/11/2016	5/10/2016	B15UC060506	2015	EN	956000930	956000930	CDBG		\$2,000.00
															\$2,000.00
5907226	1	42	5722	3/17/2016	Completed	03/19/2016	3/18/2016	B15UC060506	2015	EN	956000930	956000930	CDBG		\$5,000.00
															\$5,000.00
	3	43	5723	3/9/2016	Completed	03/12/2016	3/11/2016	B15UC060506	2015	EN	956000930	956000930	CDBG		\$5,000.00
															\$5,000.00
	9	44	5729	6/22/2016	Completed	06/24/2016	6/23/2016	B15UC060506	2015	EN	956000930	956000930	CDBG		\$20,000.00
															\$20,000.00
	7	45	5730	6/22/2016	Completed	06/24/2016	6/23/2016	B15UC060506	2015	EN	956000930	956000930	CDBG		\$6,078.00
															\$6,078.00
	13	47	5732	7/11/2016	Completed	06/25/2016	6/24/2016	B15UC060506	2015	EN	956000930	956000930	CDBG		\$5,896.14
5943401	1	47	5732	7/11/2016	Completed	07/12/2016	7/12/2016	B15UC060506	2015	PI	956000930	956000930	CDBG	Y	\$3,603.86
															\$9,500.00
	6	48	5733	6/22/2016	Completed	06/24/2016	6/23/2016	B15UC060506	2015	EN	956000930	956000930	CDBG		\$480.00
															\$480.00
	4	51	5736	4/7/2016	Completed	04/12/2016	4/11/2016	B15UC060506	2015	EN	956000930	956000930	CDBG		\$9,001.72
	2	51	5736	5/2/2016	Completed	05/04/2016	5/3/2016	B15UC060506	2015	EN	956000930	956000930	CDBG		\$3,498.28
															\$12,500.00
	4	53	5738	2/4/2016	Completed	02/06/2016	2/5/2016	B15UC060506	2015	EN	956000930	956000930	CDBG		\$7,832.07
	3	53	5738	3/17/2016	Completed	03/19/2016	3/18/2016	B15UC060506	2015	EN	956000930	956000930	CDBG		\$65,184.32
	3	53	5738	5/2/2016	Completed	05/04/2016	5/3/2016	B15UC060506	2015	EN	956000930	956000930	CDBG		\$8,857.12
	3	53	5738	5/10/2016	Completed	05/11/2016	5/10/2016	B15UC060506	2015	EN	956000930	956000930	CDBG		\$0.60
	2	53	5738	5/13/2016	Completed	05/17/2016	5/16/2016	B15UC060506	2015	EN	956000930	956000930	CDBG		\$11,625.11
	2	53	5738	6/15/2016	Completed	06/16/2016	6/15/2016	B15UC060506	2015	EN	956000930	956000930	CDBG		\$6,424.34
	3	53	5738	6/24/2016	Completed	06/25/2016	6/24/2016	B15UC060506	2015	EN	956000930	956000930	CDBG		\$76.44
															\$100,000.00
5889557	1	54	5739	1/25/2016	Completed	01/26/2016	1/25/2016	B15UC060506	2015	EN	956000930	956000930	CDBG		\$10,000.00
															\$10,000.00
	5	97	5741	6/1/2016	Completed	06/07/2016	6/6/2016	B15UC060506	2015	EN	956000930	956000930	CDBG		\$10,000.00
															\$10,000.00
	4	98	5742	5/10/2016	Completed	05/11/2016	5/10/2016	B15UC060506	2015	EN	956000930	956000930	CDBG		\$1,000.00
															\$1,000.00

Voucher Number	Line Item	IDIS Proj ect ID	IDIS Act ID	Voucher Created	Voucher Status	Status Date	LOCCS Send Date	Grant Number	Grant Year	Fund Type	Recipient TIN	Payee TIN	Program	PY	Drawn Amount	
	3	99	5743	12/8/2015	Completed	12/10/2015	12/9/2015	B15UC060506	2015	EN	956000930	956000930	CDBG		\$3,000.00	\$3,000.00
	4	74	5747	3/14/2016	Completed	03/16/2016	3/15/2016	B15UC060506	2015	EN	956000930	956000930	CDBG		\$100,000.00	\$100,000.00
	2	67	5751	6/22/2016	Completed	06/24/2016	6/23/2016	B15UC060506	2015	EN	956000930	956000930	CDBG		\$5,170.00	\$5,170.00
5931130	1	59	5756	6/1/2016	Completed	06/07/2016	6/6/2016	B15UC060506	2015	EN	956000930	956000930	CDBG		\$9,963.43	
5935317	1	59	5756	6/15/2016	Completed	06/16/2016	6/15/2016	B15UC060506	2015	EN	956000930	956000930	CDBG		\$36.57	\$10,000.00
	3	60	5757	2/9/2016	Completed	02/11/2016	2/10/2016	B15UC060506	2015	EN	956000930	956000930	CDBG		\$61,720.42	
	2	60	5757	6/1/2016	Completed	06/07/2016	6/6/2016	B15UC060506	2015	EN	956000930	956000930	CDBG		\$38,279.58	\$100,000.00
	3	61	5758	5/19/2016	Completed	05/26/2016	5/25/2016	B15UC060506	2015	EN	956000930	956000930	CDBG		\$5,224.33	\$5,224.33
	5	77	5760	4/5/2016	Completed	04/06/2016	4/5/2016	B15UC060506	2015	EN	956000930	956000930	CDBG		\$85,048.64	
5913609	1	77	5760	4/7/2016	Completed	04/12/2016	4/11/2016	B15UC060506	2015	EN	956000930	956000930	CDBG		\$21,355.74	
	2	77	5760	6/13/2016	Completed	06/14/2016	6/13/2016	B15UC060506	2015	EN	956000930	956000930	CDBG		\$5,816.62	\$112,221.00
	3	78	5761	4/25/2016	Completed	04/27/2016	4/25/2016	B15UC060506	2015	EN	956000930	956000930	CDBG		\$5,610.00	
	2	78	5761	5/13/2016	Completed	05/17/2016	5/16/2016	B15UC060506	2015	EN	956000930	956000930	CDBG		\$6,375.00	\$11,985.00
	4	69	5763	6/22/2016	Completed	06/24/2016	6/23/2016	B15UC060506	2015	EN	956000930	956000930	CDBG		\$11,502.00	\$11,502.00
5903066	1	65	5769	3/4/2016	Revised	03/12/2016	3/11/2016	B15UC060506	2015	EN	956000930	956000930	CDBG		\$0.00	\$0.00
	2	10	5775	10/21/2015	Completed	10/24/2015	10/23/2015	B15UC060506	2015	EN	956000930	956000930	CDBG		\$3,041.41	
	2	10	5775	11/10/2015	Completed	11/11/2015	11/10/2015	B15UC060506	2015	EN	956000930	956000930	CDBG		\$904.20	
	4	10	5775	12/14/2015	Completed	12/16/2015	12/15/2015	B15UC060506	2015	EN	956000930	956000930	CDBG		\$904.20	
	3	10	5775	1/22/2016	Completed	01/23/2016	1/22/2016	B15UC060506	2015	EN	956000930	956000930	CDBG		\$931.87	
	4	10	5775	3/9/2016	Completed	03/12/2016	3/11/2016	B15UC060506	2015	EN	956000930	956000930	CDBG		\$2,105.58	
	4	10	5775	4/7/2016	Completed	04/12/2016	4/11/2016	B15UC060506	2015	EN	956000930	956000930	CDBG		\$1,173.71	
	5	10	5775	5/10/2016	Completed	05/11/2016	5/10/2016	B15UC060506	2015	EN	956000930	956000930	CDBG		\$737.16	
	2	10	5775	7/11/2016	Completed	07/12/2016	7/12/2016	B15UC060506	2015	PI	956000930	956000930	CDBG	Y	\$2,043.04	\$11,841.17
	5	80	5778	3/17/2016	Completed	03/19/2016	3/18/2016	B15UC060506	2015	EN	956000930	956000930	CDBG		\$38,275.57	
	2	80	5778	4/7/2016	Completed	04/12/2016	4/11/2016	B15UC060506	2015	EN	956000930	956000930	CDBG		\$53,532.50	
	21	80	5778	7/18/2016	Completed	06/25/2016	6/24/2016	B15UC060506	2015	EN	956000930	956000930	CDBG		\$14,355.00	\$106,163.07
5937966	1	102	5785	6/22/2016	Completed	06/24/2016	6/23/2016	B14UC060506	2014	EN	956000930	956000930	CDBG		\$13,900.00	\$13,900.00
5894330	1	103	5787	2/8/2016	Completed	02/09/2016	2/9/2016	B15UC060506	2015	PI	956000930	956000930	CDBG		\$1,206.88	
5904283	1	103	5787	3/9/2016	Completed	03/15/2016	3/15/2016	B15UC060506	2015	PI	956000930	956000930	CDBG		\$4,791.72	
	3	103	5787	6/13/2016	Completed	06/14/2016	6/13/2016	B15UC060506	2015	PI	956000930	956000930	CDBG		\$6,680.82	
	3	103	5787	7/11/2016	Completed	07/12/2016	7/12/2016	B15UC060506	2015	PI	956000930	956000930	CDBG	Y	\$610.12	
	6	103	5787	7/21/2016	Completed	07/22/2016	7/21/2016	B15UC060506	2015	PI	956000930	956000930	CDBG	Y	\$801.61	\$14,091.15
	2	104	5794	3/17/2016	Completed	03/19/2016	3/18/2016	B14UC060506	2014	EN	956000930	956000930	CDBG		\$4,000.00	
	3	104	5794	4/5/2016	Completed	04/06/2016	4/5/2016	B14UC060506	2014	EN	956000930	956000930	CDBG		\$91,189.75	
5945471	1	104	5794	7/18/2016	Completed	07/19/2016	7/18/2016	B14UC060506	2014	EN	956000930	956000930	CDBG	Y	\$12,150.00	\$107,339.75

Voucher Number	Line Item	IDIS Proj ect ID	IDIS Act ID	Voucher Created	Voucher Status	Status Date	LOCCS Send Date	Grant Number	Grant Year	Fund Type	Recipient TIN	Payee TIN	Program	PY	Drawn Amount	
5937190	1	107	5801	6/21/2016	Completed	06/22/2016	6/21/2016	B15UC060506	2015	EN	956000930	956000930	CDBG		\$40,133.44	\$40,133.44
	4	108	5805	5/19/2016	Completed	05/26/2016	5/25/2016	B14UC060506	2014	EN	956000930	956000930	CDBG		\$252,021.73	
	5	108	5805	5/19/2016	Completed	05/26/2016	5/25/2016	B15UC060506	2015	EN	956000930	956000930	CDBG		\$52,153.21	
5933439	1	108	5805	6/8/2016	Completed	06/10/2016	6/9/2016	B15UC060506	2015	EN	956000930	956000930	CDBG		\$184.11	
5936216	1	108	5805	6/17/2016	Completed	06/18/2016	6/17/2016	B15UC060506	2015	EN	956000930	956000930	CDBG		\$283.64	
	3	108	5805	6/21/2016	Completed	06/22/2016	6/21/2016	B15UC060506	2015	EN	956000930	956000930	CDBG		\$14,493.33	\$319,136.02
	2	115	5808	6/8/2016	Completed	06/10/2016	6/9/2016	B15UC060506	2015	EN	956000930	956000930	CDBG		\$3,471.80	
	9	115	5808	7/11/2016	Completed	06/25/2016	6/24/2016	B15UC060506	2015	EN	956000930	956000930	CDBG		\$1,231.00	\$4,702.80
	2	116	5809	5/12/2016	Completed	05/14/2016	5/13/2016	B15UC060506	2015	EN	956000930	956000930	CDBG		\$33,750.00	
5938519	1	116	5809	6/23/2016	Completed	06/25/2016	6/24/2016	B15UC060506	2015	EN	956000930	956000930	CDBG		\$68,007.60	\$101,757.60
	4	117	5810	5/17/2016	Completed	05/19/2016	5/18/2016	B15UC060506	2015	EN	956000930	956000930	CDBG		\$11,323.70	\$11,323.70
5925322	1	118	5811	5/12/2016	Completed	05/14/2016	5/13/2016	B15UC060506	2015	EN	956000930	956000930	CDBG		\$5,000.00	
5925339	1	118	5811	5/12/2016	Completed	05/14/2016	5/13/2016	B14UC060506	2014	EN	956000930	956000930	CDBG		\$28,750.00	\$33,750.00
	3	101	5812	6/1/2016	Completed	03/25/2016	3/24/2016	B14UC060506	2014	EN	956000930	956000930	CDBG		\$252.20	
	5	101	5812	6/1/2016	Completed	04/06/2016	4/5/2016	B14UC060506	2014	EN	956000930	956000930	CDBG		\$704.22	
	2	101	5812	6/1/2016	Completed	05/04/2016	5/3/2016	B14UC060506	2014	EN	956000930	956000930	CDBG		\$311.01	
	3	101	5812	6/8/2016	Completed	06/10/2016	6/9/2016	B15UC060506	2015	EN	956000930	956000930	CDBG		\$482.36	
	3	101	5812	6/22/2016	Completed	06/24/2016	6/23/2016	B15UC060506	2015	EN	956000930	956000930	CDBG		\$846.44	
	3	101	5812	6/23/2016	Completed	06/25/2016	6/24/2016	B15UC060506	2015	EN	956000930	956000930	CDBG		\$423.10	
	2	101	5812	7/21/2016	Completed	07/22/2016	7/21/2016	B15UC060506	2015	EN	956000930	956000930	CDBG	Y	\$0.04	\$3,019.37
	6	105	5813	5/19/2016	Completed	05/26/2016	5/25/2016	B14UC060506	2014	EN	956000930	956000930	CDBG		\$7.71	
5933420	1	105	5813	6/8/2016	Completed	06/10/2016	6/9/2016	B15UC060506	2015	EN	956000930	956000930	CDBG		\$46.03	
	4	105	5813	6/17/2016	Completed	06/18/2016	6/17/2016	B15UC060506	2015	EN	956000930	956000930	CDBG		\$49.22	
	5	105	5813	7/21/2016	Completed	07/22/2016	7/21/2016	B14UC060506	2014	EN	956000930	956000930	CDBG	Y	\$14.98	\$117.94
	7	106	5814	5/19/2016	Completed	05/26/2016	5/25/2016	B14UC060506	2014	EN	956000930	956000930	CDBG		\$41.09	
5931131	1	106	5814	6/1/2016	Completed	06/07/2016	6/6/2016	B14UC060506	2014	EN	956000930	956000930	CDBG		\$281.92	
	2	106	5814	6/8/2016	Completed	06/10/2016	6/9/2016	B14UC060506	2014	EN	956000930	956000930	CDBG		\$571.82	
	5	106	5814	6/17/2016	Completed	06/18/2016	6/17/2016	B14UC060506	2014	EN	956000930	956000930	CDBG		\$147.67	
	7	106	5814	7/21/2016	Completed	07/22/2016	7/21/2016	B14UC060506	2014	EN	956000930	956000930	CDBG	Y	\$680.53	\$1,723.03
	4	72	5815	6/8/2016	Completed	06/10/2016	6/9/2016	B14UC060506	2014	EN	956000930	956000930	CDBG		\$699.29	
	6	72	5815	6/17/2016	Completed	06/18/2016	6/17/2016	B14UC060506	2014	EN	956000930	956000930	CDBG		\$98.45	
	9	72	5815	7/21/2016	Completed	07/22/2016	7/21/2016	B14UC060506	2014	EN	956000930	956000930	CDBG	Y	\$22.46	\$820.20
	10	55	5819	6/17/2016	Completed	06/18/2016	6/17/2016	B14UC060506	2014	EN	956000930	956000930	CDBG		\$61.21	
	14	55	5819	7/21/2016	Completed	07/22/2016	7/21/2016	B14UC060506	2014	EN	956000930	956000930	CDBG	Y	\$310.98	\$372.19
	12	102	5821	7/21/2016	Completed	07/22/2016	7/21/2016	B14UC060506	2014	EN	956000930	956000930	CDBG	Y	\$639.02	\$639.02

Voucher Number	Line Item	IDIS Proj ect ID	IDIS Act ID	Voucher Created	Voucher Status	Status Date	LOCCS Send Date	Grant Number	Grant Year	Fund Type	Recipient TIN	Payee TIN	Program	PY	Drawn Amount	
	13	79	5822	7/21/2016	Completed	07/22/2016	7/21/2016	B14UC060506	2014	EN	956000930	956000930	CDBG	Y	\$411.49	\$411.49
5931124	1	50	5823	6/1/2016	Completed	06/07/2016	6/6/2016	B14UC060506	2014	EN	956000930	956000930	CDBG		\$320.01	
	9	50	5823	6/17/2016	Completed	06/18/2016	6/17/2016	B14UC060506	2014	EN	956000930	956000930	CDBG		\$153.03	
	10	50	5823	7/21/2016	Completed	07/22/2016	7/21/2016	B14UC060506	2014	EN	956000930	956000930	CDBG	Y	\$176.35	\$649.39
	8	76	5824	6/17/2016	Completed	06/18/2016	6/17/2016	B14UC060506	2014	EN	956000930	956000930	CDBG		\$153.03	\$153.03
	7	80	5825	6/17/2016	Completed	06/18/2016	6/17/2016	B14UC060506	2014	EN	956000930	956000930	CDBG		\$153.03	
	11	80	5825	7/21/2016	Completed	07/22/2016	7/21/2016	B14UC060506	2014	EN	956000930	956000930	CDBG	Y	\$29.39	\$182.42
5935754	1	48	5827	6/16/2016	Completed	06/18/2016	6/17/2016	B14UC060506	2014	EN	956000930	956000930	CDBG		\$115.70	\$115.70
	4	47	5829	7/21/2016	Completed	07/22/2016	7/21/2016	B15UC060506	2015	EN	956000930	956000930	CDBG	Y	\$321.01	\$321.01
	2	119	5831	6/23/2016	Completed	06/25/2016	6/24/2016	B15UC060506	2015	EN	956000930	956000930	CDBG		\$29,094.92	\$29,094.92
	15	83	5832	7/21/2016	Completed	07/22/2016	7/21/2016	B14UC060506	2014	EN	956000930	956000930	CDBG	Y	\$459.97	\$459.97
TOTAL																
DRAWS:												TOTAL DRAWS:			\$6,885,112.85	\$6,885,112.85

PR07 - Drawdown Report by Voucher Number - Vouchers Submitted to Loccs - HOME

Voucher Number	Line Item	IDIS Project ID	IDIS Act ID	Voucher Created	Voucher Status	Status Date	LOCCS Send Date	Grant Number	Grant Year	Fund Type	Recipient TIN	Payee TIN	Program	Drawn Amount		
5836794	1	85	5016	8/10/2015	Completed	08/12/2015	8/10/2015	M11UC060530	2011	EN	956000930	956000930	HOME	\$7,384.00		
5840129	1	85	5016	8/19/2015	Completed	08/22/2015	8/20/2015	M11UC060530	2011	EN	956000930	956000930	HOME	\$5,626.00		
5844146	1	85	5016	9/1/2015	Completed	09/02/2015	9/1/2015	M11UC060530	2011	EN	956000930	956000930	HOME	\$3,598.00		
5854713	1	85	5016	10/5/2015	Completed	10/06/2015	10/5/2015	M11UC060530	2011	EN	956000930	956000930	HOME	\$9,883.00		
5863822	1	85	5016	11/2/2015	Completed	11/04/2015	11/3/2015	M11UC060530	2011	EN	956000930	956000930	HOME	\$1,009.00	\$27,500.00	New Construct
5825017	1	5	5076	7/1/2015	Completed	07/02/2015	7/1/2015	M12UC060530	2012	CR	953814898	956000930	HOME	\$200.37		
	2	5	5076	8/10/2015	Completed	08/12/2015	8/10/2015	M12UC060530	2012	CR	953814898	956000930	HOME	\$401.61		
5839257	1	5	5076	8/17/2015	Completed	08/19/2015	8/17/2015	M12UC060530	2012	CR	953814898	956000930	HOME	\$992.99		
5845829	1	5	5076	9/8/2015	Completed	09/09/2015	9/8/2015	M12UC060530	2012	CR	953814898	956000930	HOME	\$995.41		
5849847	1	5	5076	9/21/2015	Completed	09/22/2015	9/21/2015	M14UC060530	2014	CR	953814898	956000930	HOME	\$1,215.37		
5854702	1	5	5076	10/5/2015	Completed	10/06/2015	10/5/2015	M14UC060530	2014	CR	953814898	956000930	HOME	\$14,556.21		
5854971	1	5	5076	10/6/2015	Completed	10/07/2015	10/6/2015	M14UC060530	2014	CR	953814898	956000930	HOME	\$221.37		
5860404	1	5	5076	10/22/2015	Completed	10/24/2015	10/23/2015	M14UC060530	2014	CR	953814898	956000930	HOME	\$207.75		
5864647	1	5	5076	11/3/2015	Completed	11/06/2015	11/5/2015	M14UC060530	2014	CR	953814898	956000930	HOME	\$221.12		
5866687	1	5	5076	11/10/2015	Completed	11/11/2015	11/10/2015	M14UC060530	2014	CR	953814898	956000930	HOME	\$219.81		
5874539	1	5	5076	12/7/2015	Completed	12/09/2015	12/8/2015	M14UC060530	2014	CR	953814898	956000930	HOME	\$221.49		
5877589	1	5	5076	12/15/2015	Completed	12/16/2015	12/15/2015	M14UC060530	2014	CR	953814898	956000930	HOME	\$220.93		
5883284	1	5	5076	1/5/2016	Completed	01/07/2016	1/6/2016	M14UC060530	2014	CR	953814898	956000930	HOME	\$219.81		
5885978	1	5	5076	1/13/2016	Completed	01/14/2016	1/13/2016	M14UC060530	2014	CR	953814898	956000930	HOME	\$221.12		
5889461	1	5	5076	1/25/2016	Completed	01/26/2016	1/25/2016	M14UC060530	2014	CR	953814898	956000930	HOME	\$220.68		
5893561	1	5	5076	2/4/2016	Completed	02/06/2016	2/5/2016	M14UC060530	2014	CR	953814898	956000930	HOME	\$224.81		
5904846	1	5	5076	3/10/2016	Completed	03/12/2016	3/11/2016	M14UC060530	2014	CR	953814898	956000930	HOME	\$227.99		
	2	5	5076	5/13/2016	Completed	05/17/2016	5/16/2016	M14UC060530	2014	CR	953814898	956000930	HOME	\$902.51		
	2	5	5076	5/17/2016	Completed	05/18/2016	5/17/2016	M14UC060530	2014	CR	953814898	956000930	HOME	\$900.12	\$22,591.47	FTHB
	2	5	5083	7/1/2015	Completed	07/02/2015	7/1/2015	M12UC060530	2012	CR	953814898	956000930	HOME	\$1,001.82		
	3	5	5083	8/10/2015	Completed	08/12/2015	8/10/2015	M12UC060530	2012	CR	953814898	956000930	HOME	\$3,212.83		
	2	5	5083	8/17/2015	Completed	08/19/2015	8/17/2015	M12UC060530	2012	CR	953814898	956000930	HOME	\$992.99		
	2	5	5083	9/8/2015	Completed	09/09/2015	9/8/2015	M12UC060530	2012	CR	953814898	956000930	HOME	\$995.41		
	2	5	5083	9/21/2015	Completed	09/22/2015	9/21/2015	M14UC060530	2014	CR	953814898	956000930	HOME	\$4,534.05		
	2	5	5083	10/6/2015	Completed	10/07/2015	10/6/2015	M14UC060530	2014	CR	953814898	956000930	HOME	\$3,541.94		
5855545	1	5	5083	10/7/2015	Completed	10/09/2015	10/8/2015	M14UC060530	2014	CR	953814898	956000930	HOME	\$106,385.13		
	2	5	5083	10/22/2015	Completed	10/24/2015	10/23/2015	M14UC060530	2014	CR	953814898	956000930	HOME	\$3,323.94		
	2	5	5083	11/3/2015	Completed	11/06/2015	11/5/2015	M14UC060530	2014	CR	953814898	956000930	HOME	\$3,537.90		
	2	5	5083	11/10/2015	Completed	11/11/2015	11/10/2015	M14UC060530	2014	CR	953814898	956000930	HOME	\$3,543.45		
	2	5	5083	12/7/2015	Completed	12/09/2015	12/8/2015	M14UC060530	2014	CR	953814898	956000930	HOME	\$3,543.95		
	2	5	5083	12/15/2015	Completed	12/16/2015	12/15/2015	M14UC060530	2014	CR	953814898	956000930	HOME	\$3,534.87		
	2	5	5083	1/5/2016	Completed	01/07/2016	1/6/2016	M14UC060530	2014	CR	953814898	956000930	HOME	\$219.81		
	2	5	5083	1/13/2016	Completed	01/14/2016	1/13/2016	M14UC060530	2014	CR	953814898	956000930	HOME	\$221.12		

Voucher Number	Line Item	IDIS Project ID	IDIS Act ID	Voucher Created	Voucher Status	Status Date	LOCCS Send Date	Grant Number	Grant Year	Fund Type	Recipient TIN	Payee TIN	Program	Drawn Amount		
	2	5	5083	1/25/2016	Completed	01/26/2016	1/25/2016	M14UC060530	2014	CR	953814898	956000930	HOME	\$220.67		
	2	5	5083	2/4/2016	Completed	02/06/2016	2/5/2016	M14UC060530	2014	CR	953814898	956000930	HOME	\$224.81		
	2	5	5083	3/10/2016	Completed	03/12/2016	3/11/2016	M14UC060530	2014	CR	953814898	956000930	HOME	\$1,399.90		
5918735	1	5	5083	4/21/2016	Completed	04/27/2016	4/25/2016	M14UC060530	2014	CR	953814898	956000930	HOME	\$9,243.68		
5925975	1	5	5083	5/13/2016	Completed	05/17/2016	5/16/2016	M14UC060530	2014	CR	953814898	956000930	HOME	\$3,610.05		
5926958	1	5	5083	5/17/2016	Completed	05/18/2016	5/17/2016	M14UC060530	2014	CR	953814898	956000930	HOME	\$3,600.47	\$156,888.79	FTHB
5840053	1	107	5249	8/19/2015	Completed	08/20/2015	8/20/2015	M14UC060530	2014	PI	956000930	956000930	HOME	\$1,094.00		
5844128	1	107	5249	9/1/2015	Completed	09/01/2015	9/1/2015	M14UC060530	2014	PI	956000930	956000930	HOME	\$266.00		
5854728	1	107	5249	10/5/2015	Completed	10/06/2015	10/6/2015	M15UC060530	2015	PI	956000930	956000930	HOME	\$250.00		
5855811	1	107	5249	10/7/2015	Completed	10/08/2015	10/8/2015	M15UC060530	2015	PI	956000930	956000930	HOME	\$363.00		
	2	107	5249	11/2/2015	Completed	11/04/2015	11/3/2015	M11UC060530	2011	EN	956000930	956000930	HOME	\$1,063.00		
	2	107	5249	12/1/2015	Completed	12/03/2015	12/2/2015	M11UC060530	2011	EN	956000930	956000930	HOME	\$10,336.50		
5883551	1	107	5249	1/6/2016	Completed	01/07/2016	1/6/2016	M11UC060530	2011	EN	956000930	956000930	HOME	\$8,638.30		
	2	107	5249	2/1/2016	Completed	02/03/2016	2/2/2016	M11UC060530	2011	EN	956000930	956000930	HOME	\$3,292.10		
5897476	1	107	5249	2/17/2016	Completed	02/19/2016	2/18/2016	M11UC060530	2011	EN	956000930	956000930	HOME	\$10,141.00		
5909568	1	107	5249	3/24/2016	Completed	03/29/2016	3/28/2016	M11UC060530	2011	EN	956000930	956000930	HOME	\$8,285.90		
5922507	1	107	5249	5/3/2016	Completed	05/04/2016	5/3/2016	M11UC060530	2011	EN	956000930	956000930	HOME	\$6,058.10		
5934310	1	107	5249	6/10/2016	Completed	06/14/2016	6/13/2016	M12UC060530	2012	EN	956000930	956000930	HOME	\$6,360.50	\$56,148.40	TBRA
5824960	1	5	5397	7/1/2015	Completed	07/02/2015	7/1/2015	M12UC060530	2012	CR		956000930	HOME	\$5,254.74		
	2	5	5397	7/1/2015	Completed	07/02/2015	7/1/2015	M14UC060530	2014	CR		956000930	HOME	\$2,693.46	\$7,948.20	CHDO
	3	5	5412	7/1/2015	Completed	07/02/2015	7/1/2015	M12UC060530	2012	CR	953814898	956000930	HOME	\$3,255.35		
5836796	1	5	5412	8/10/2015	Completed	08/12/2015	8/10/2015	M12UC060530	2012	CR	953814898	956000930	HOME	\$4,345.57		
	3	5	5412	8/17/2015	Completed	08/19/2015	8/17/2015	M12UC060530	2012	CR	953814898	956000930	HOME	\$2,420.99		
	3	5	5412	9/8/2015	Completed	09/09/2015	9/8/2015	M12UC060530	2012	CR	953814898	956000930	HOME	\$2,203.77		
5846086	1	5	5412	9/9/2015	Completed	09/10/2015	9/9/2015	M12UC060530	2012	CR	953814898	956000930	HOME	\$40,064.94		
	2	5	5412	9/9/2015	Completed	09/10/2015	9/9/2015	M14UC060530	2014	CR	953814898	956000930	HOME	\$58,935.06		
	3	5	5412	9/21/2015	Completed	09/22/2015	9/21/2015	M14UC060530	2014	CR	953814898	956000930	HOME	\$4,978.02		
	3	5	5412	10/6/2015	Completed	10/07/2015	10/6/2015	M14UC060530	2014	CR	953814898	956000930	HOME	\$2,363.37		
	3	5	5412	10/22/2015	Completed	10/24/2015	10/23/2015	M14UC060530	2014	CR	953814898	956000930	HOME	\$2,752.11		
	3	5	5412	11/3/2015	Completed	11/06/2015	11/5/2015	M14UC060530	2014	CR	953814898	956000930	HOME	\$3,567.34		
	3	5	5412	11/10/2015	Completed	11/11/2015	11/10/2015	M14UC060530	2014	CR	953814898	956000930	HOME	\$2,573.65		
	3	5	5412	12/7/2015	Completed	12/09/2015	12/8/2015	M14UC060530	2014	CR	953814898	956000930	HOME	\$2,702.55		
	3	5	5412	12/15/2015	Completed	12/16/2015	12/15/2015	M14UC060530	2014	CR	953814898	956000930	HOME	\$4,138.50		
	3	5	5412	1/5/2016	Completed	01/07/2016	1/6/2016	M14UC060530	2014	CR	953814898	956000930	HOME	\$3,565.73		
	3	5	5412	1/13/2016	Completed	01/14/2016	1/13/2016	M14UC060530	2014	CR	953814898	956000930	HOME	\$3,820.21		
	3	5	5412	1/25/2016	Completed	01/26/2016	1/25/2016	M14UC060530	2014	CR	953814898	956000930	HOME	\$3,820.20		
	3	5	5412	2/4/2016	Completed	02/06/2016	2/5/2016	M14UC060530	2014	CR	953814898	956000930	HOME	\$3,182.80		
	2	5	5412	4/21/2016	Completed	04/27/2016	4/25/2016	M14UC060530	2014	CR	953814898	956000930	HOME	\$1,000.00	\$149,690.16	New Construct
	2	3	5547	8/10/2015	Completed	08/12/2015	8/10/2015	M11UC060530	2011	EN	956000930	956000930	HOME	\$14,771.21		

Voucher Number	Line Item	IDIS Project ID	IDIS Act ID	Voucher Created	Voucher Status	Status Date	LOCCS Send Date	Grant Number	Grant Year	Fund Type	Recipient TIN	Payee TIN	Program	Drawn Amount		
5874519	2	3	5547	9/1/2015	Completed	09/01/2015	9/1/2015	M14UC060530	2014	PI	956000930	956000930	HOME	\$23,522.73		
	3	3	5547	9/1/2015	Completed	09/01/2015	9/1/2015	M15UC060530	2015	PI	956000930	956000930	HOME	\$10,633.27		
	2	3	5547	10/5/2015	Completed	10/06/2015	10/6/2015	M15UC060530	2015	PI	956000930	956000930	HOME	\$6,599.91		
	3	3	5547	10/22/2015	Completed	10/24/2015	10/23/2015	M11UC060530	2011	EN	956000930	956000930	HOME	\$31,070.96		
	4	3	5547	12/1/2015	Completed	12/03/2015	12/2/2015	M11UC060530	2011	EN	956000930	956000930	HOME	\$35,332.25		
	1	3	5547	12/7/2015	Completed	12/09/2015	12/8/2015	M11UC060530	2011	EN	956000930	956000930	HOME	\$0.10		
	3	3	5547	1/6/2016	Completed	01/07/2016	1/6/2016	M11UC060530	2011	EN	956000930	956000930	HOME	\$17,528.02		
	4	3	5547	2/1/2016	Completed	02/03/2016	2/2/2016	M11UC060530	2011	EN	956000930	956000930	HOME	\$15,192.66		
5898268	1	3	5547	2/19/2016	Completed	02/20/2016	2/19/2016	M11UC060530	2011	EN	956000930	956000930	HOME	\$21,584.46		
5909567	1	3	5547	3/24/2016	Completed	03/29/2016	3/28/2016	M11UC060530	2011	EN	956000930	956000930	HOME	\$10,841.94		
5922510	1	3	5547	5/3/2016	Completed	05/04/2016	5/3/2016	M11UC060530	2011	EN	956000930	956000930	HOME	\$19,147.03		
5934309	1	3	5547	6/10/2016	Completed	06/14/2016	6/13/2016	M12UC060530	2012	EN	956000930	956000930	HOME	\$6,071.82	\$212,296.36	TBRA
5825010	1	75	5652	7/1/2015	Completed	07/02/2015	7/1/2015	M14UC060530	2014	AD	956000930	956000930	HOME	\$4,672.88		
5830960	1	75	5652	7/22/2015	Completed	07/23/2015	7/22/2015	M14UC060530	2014	AD	956000930	956000930	HOME	\$872.93		
5836784	1	75	5652	8/10/2015	Completed	08/12/2015	8/10/2015	M14UC060530	2014	AD	956000930	956000930	HOME	\$10,041.62		
5839253	1	75	5652	8/17/2015	Completed	08/19/2015	8/17/2015	M14UC060530	2014	AD	956000930	956000930	HOME	\$3,413.15		
5844149	1	75	5652	9/1/2015	Completed	09/02/2015	9/1/2015	M14UC060530	2014	AD	956000930	956000930	HOME	\$6,163.25		
5848878	1	75	5652	9/17/2015	Completed	09/22/2015	9/21/2015	M14UC060530	2014	AD	956000930	956000930	HOME	\$1,240.67		
5849836	1	75	5652	9/21/2015	Completed	09/22/2015	9/21/2015	M14UC060530	2014	AD	956000930	956000930	HOME	\$11,021.23		
5854983	1	75	5652	10/6/2015	Completed	10/07/2015	10/6/2015	M14UC060530	2014	AD	956000930	956000930	HOME	\$6,761.22		
5858277	1	75	5652	10/15/2015	Completed	10/17/2015	10/16/2015	M14UC060530	2014	AD	956000930	956000930	HOME	\$5,414.75		
5860405	1	75	5652	10/22/2015	Completed	10/24/2015	10/23/2015	M14UC060530	2014	AD	956000930	956000930	HOME	\$6,207.07		
	2	75	5652	11/3/2015	Completed	11/06/2015	11/5/2015	M14UC060530	2014	AD	956000930	956000930	HOME	\$4,146.12		
5866685	1	75	5652	11/10/2015	Completed	11/11/2015	11/10/2015	M14UC060530	2014	AD	956000930	956000930	HOME	\$4,652.08		
5869253	1	75	5652	11/18/2015	Completed	11/19/2015	11/18/2015	M14UC060530	2014	AD	956000930	956000930	HOME	\$1,653.70		
5869672	1	75	5652	11/19/2015	Completed	11/20/2015	11/19/2015	M14UC060530	2014	AD	956000930	956000930	HOME	\$3,954.88		
5872712	1	75	5652	12/1/2015	Completed	12/03/2015	12/2/2015	M14UC060530	2014	AD	956000930	956000930	HOME	\$1,191.18		
	4	75	5652	12/7/2015	Completed	12/09/2015	12/8/2015	M14UC060530	2014	AD	956000930	956000930	HOME	\$6,272.90		
5891987	1	75	5652	2/1/2016	Completed	02/03/2016	2/2/2016	M14UC060530	2014	AD	956000930	956000930	HOME	\$273.68		
5909566	1	75	5652	3/24/2016	Completed	03/29/2016	3/28/2016	M14UC060530	2014	AD	956000930	956000930	HOME	\$2,020.11		
5910183	1	75	5652	3/28/2016	Completed	03/29/2016	3/28/2016	M14UC060530	2014	AD	956000930	956000930	HOME	\$1,096.20		
5918725	1	75	5652	4/21/2016	Completed	04/27/2016	4/25/2016	M14UC060530	2014	AD	956000930	956000930	HOME	\$290.04	\$81,359.66	ADMIN
5824993	1	4	5653	7/1/2015	Completed	07/02/2015	7/1/2015	M11UC060530	2011	EN	956000930	956000930	HOME	\$1,803.26		
5837051	1	4	5653	8/10/2015	Completed	08/12/2015	8/10/2015	M11UC060530	2011	EN	956000930	956000930	HOME	\$3,614.42		
5839254	1	4	5653	8/17/2015	Completed	08/19/2015	8/17/2015	M11UC060530	2011	EN	956000930	956000930	HOME	\$1,951.07		
5845842	1	4	5653	9/8/2015	Completed	09/09/2015	9/8/2015	M11UC060530	2011	EN	956000930	956000930	HOME	\$1,968.66		
5849843	1	4	5653	9/21/2015	Completed	09/22/2015	9/21/2015	M11UC060530	2011	EN	956000930	956000930	HOME	\$2,209.50		
5854694	1	4	5653	10/5/2015	Completed	10/06/2015	10/5/2015	M14UC060530	2014	CR	204122028	956000930	HOME	\$200,000.00		
5854960	1	4	5653	10/6/2015	Completed	10/07/2015	10/6/2015	M11UC060530	2011	EN	956000930	956000930	HOME	\$221.37		
5860395	1	4	5653	10/22/2015	Completed	10/24/2015	10/23/2015	M11UC060530	2011	EN	956000930	956000930	HOME	\$207.75		

Voucher Number	Line Item	IDIS Project ID	IDIS Act ID	Voucher Created	Voucher Status	Status Date	LOCCS Send Date	Grant Number	Grant Year	Fund Type	Recipient TIN	Payee TIN	Program	Drawn Amount			
5864633	1	4	5653	11/3/2015	Completed	11/06/2015	11/5/2015	M11UC060530	2011	EN	956000930	956000930	HOME	\$221.12			
	2	4	5653	11/10/2015	Completed	11/11/2015	11/10/2015	M11UC060530	2011	EN	956000930	956000930	HOME	\$219.81			
	3	4	5653	12/7/2015	Completed	12/09/2015	12/8/2015	M11UC060530	2011	EN	956000930	956000930	HOME	\$221.49			
	2	4	5653	12/15/2015	Completed	12/16/2015	12/15/2015	M11UC060530	2011	EN	956000930	956000930	HOME	\$220.93			
5883278	1	4	5653	1/5/2016	Completed	01/07/2016	1/6/2016	M14UC060530	2014	CR	204122028	956000930	HOME	\$3,543.45			
5885969	1	4	5653	1/13/2016	Completed	01/14/2016	1/13/2016	M14UC060530	2014	CR	204122028	956000930	HOME	\$3,537.90			
5889488	1	4	5653	1/25/2016	Completed	01/26/2016	1/25/2016	M14UC060530	2014	CR	204122028	956000930	HOME	\$3,530.84			
5893569	1	4	5653	2/4/2016	Completed	02/06/2016	2/5/2016	M14UC060530	2014	CR	204122028	956000930	HOME	\$3,596.96			
5904855	1	4	5653	3/10/2016	Completed	03/12/2016	3/11/2016	M14UC060530	2014	CR	204122028	956000930	HOME	\$2,421.79			
5908605	1	4	5653	3/22/2016	Completed	03/24/2016	3/23/2016	M11UC060530	2011	EN	956000930	956000930	HOME	\$9,860.43			
5918730	1	4	5653	4/21/2016	Completed	04/27/2016	4/25/2016	M14UC060530	2014	CR	204122028	956000930	HOME	\$4,596.95			
5922501	1	4	5653	5/3/2016	Completed	05/04/2016	5/3/2016	M11UC060530	2011	EN	956000930	956000930	HOME	\$21,227.89			
5922504	1	4	5653	5/3/2016	Completed	05/04/2016	5/3/2016	M14UC060530	2014	CR	204122028	956000930	HOME	\$28,772.11			
															\$293,947.70		New Construct
5860201	1	4	5662	10/21/2015	Completed	10/23/2015	10/22/2015	M14UC060530	2014	CR		956000930	HOME	\$10,246.28			
5860389	1	4	5662	10/22/2015	Completed	10/24/2015	10/23/2015	M14UC060530	2014	CR		956000930	HOME	\$2,210.05			
5864634	1	4	5662	11/3/2015	Completed	11/06/2015	11/5/2015	M14UC060530	2014	CR		956000930	HOME	\$2,297.64			
5866689	1	4	5662	11/10/2015	Completed	11/11/2015	11/10/2015	M14UC060530	2014	CR		956000930	HOME	\$1,377.03			
5866691	1	4	5662	11/10/2015	Completed	11/11/2015	11/10/2015	M11UC060530	2011	EN	956000930	956000930	HOME	\$698.35			
5874529	1	4	5662	12/7/2015	Completed	12/09/2015	12/8/2015	M11UC060530	2011	EN	956000930	956000930	HOME	\$1,833.72			
5877601	1	4	5662	12/15/2015	Completed	12/16/2015	12/15/2015	M11UC060530	2011	EN	956000930	956000930	HOME	\$1,773.84			
5883285	1	4	5662	1/5/2016	Completed	01/07/2016	1/6/2016	M11UC060530	2011	EN	956000930	956000930	HOME	\$1,576.58			
5885975	1	4	5662	1/13/2016	Completed	01/14/2016	1/13/2016	M11UC060530	2011	EN	956000930	956000930	HOME	\$3,093.99			
5889476	1	4	5662	1/25/2016	Completed	01/26/2016	1/25/2016	M11UC060530	2011	EN	956000930	956000930	HOME	\$3,059.84			
5893565	1	4	5662	2/4/2016	Completed	02/06/2016	2/5/2016	M11UC060530	2011	EN	956000930	956000930	HOME	\$3,050.63			
5897478	1	4	5662	2/17/2016	Completed	02/19/2016	2/18/2016	M11UC060530	2011	EN	956000930	956000930	HOME	\$115,769.53			
	2	4	5662	3/10/2016	Completed	03/12/2016	3/11/2016	M11UC060530	2011	EN	956000930	956000930	HOME	\$6,010.00			
	2	4	5662	3/22/2016	Completed	03/24/2016	3/23/2016	M11UC060530	2011	EN	956000930	956000930	HOME	\$6,120.92			
5917548	1	4	5662	4/19/2016	Completed	04/20/2016	4/19/2016	M11UC060530	2011	EN	956000930	956000930	HOME	\$172,254.81			
5917638	1	4	5662	4/19/2016	Completed	04/20/2016	4/20/2016	M15UC060530	2015	PI	956000930	956000930	HOME	\$132,993.62			
	2	4	5662	4/21/2016	Completed	04/27/2016	4/25/2016	M11UC060530	2011	EN	956000930	956000930	HOME	\$18,463.04			
	2	4	5662	5/13/2016	Completed	05/17/2016	5/16/2016	M11UC060530	2011	EN	956000930	956000930	HOME	\$4,859.09			
	2	4	5662	5/17/2016	Completed	05/18/2016	5/17/2016	M11UC060530	2011	EN	956000930	956000930	HOME	\$6,406.88			
5931260	1	4	5662	6/1/2016	Completed	06/07/2016	6/6/2016	M11UC060530	2011	EN	956000930	956000930	HOME	\$47,275.48			
	2	4	5662	6/1/2016	Completed	06/07/2016	6/6/2016	M12UC060530	2012	EN	956000930	956000930	HOME	\$55,687.97		\$597,059.29	CHDO
5826031	1	75	5665	7/6/2015	Completed	07/06/2015	7/6/2015	M14UC060530	2014	PA	956000930	956000930	HOME	\$8,677.20			
5830957	1	75	5665	7/22/2015	Completed	07/22/2015	7/22/2015	M14UC060530	2014	PA	956000930	956000930	HOME	\$167.12		\$8,844.32	ADMIN
5824963	1	2	5724	7/1/2015	Completed	07/02/2015	7/1/2015	M11UC060530	2011	EN	956000930	956000930	HOME	\$47,000.00		\$47,000.00	FTHB
	2	3	5725	10/5/2015	Completed	10/06/2015	10/5/2015	M11UC060530	2011	EN	956000930	956000930	HOME	\$2,534.48			
	2	3	5725	10/22/2015	Completed	10/24/2015	10/23/2015	M11UC060530	2011	EN	956000930	956000930	HOME	\$1,214.66			

Voucher Number	Line Item	IDIS Project ID	IDIS Act ID	Voucher Created	Voucher Status	Status Date	LOCCS Send Date	Grant Number	Grant Year	Fund Type	Recipient TIN	Payee TIN	Program	Drawn Amount		
5902754	3	3	5725	12/1/2015	Completed	12/03/2015	12/2/2015	M11UC060530	2011	EN	956000930	956000930	HOME	\$2,284.58		
	2	3	5725	1/6/2016	Completed	01/07/2016	1/6/2016	M11UC060530	2011	EN	956000930	956000930	HOME	\$2,222.12		
	3	3	5725	2/1/2016	Completed	02/03/2016	2/2/2016	M11UC060530	2011	EN	956000930	956000930	HOME	\$4,216.99		
	1	3	5725	3/3/2016	Completed	03/09/2016	3/8/2016	M11UC060530	2011	EN	956000930	956000930	HOME	\$10,506.51		
	1	3	5725	3/24/2016	Completed	03/28/2016	3/28/2016	M15UC060530	2015	PI	956000930	956000930	HOME	\$7,094.38		
5922512	1	3	5725	5/3/2016	Completed	05/04/2016	5/3/2016	M11UC060530	2011	EN	956000930	956000930	HOME	\$12,218.14	\$42,291.86	TBRA
5842419	1	2	5726	8/26/2015	Completed	08/27/2015	8/27/2015	M14UC060530	2014	PI	956000930	956000930	HOME	\$41,400.00	\$41,400.00	FTHB
	2	2	5727	8/26/2015	Completed	08/27/2015	8/27/2015	M14UC060530	2014	PI	956000930	956000930	HOME	\$43,800.00	\$43,800.00	FTHB
5845771	1	2	5728	9/8/2015	Completed	09/08/2015	9/8/2015	M15UC060530	2015	HP	956000930	956000930	HOME	\$31,000.00		
	2	2	5728	9/8/2015	Completed	09/08/2015	9/8/2015	M15UC060530	2015	PI	956000930	956000930	HOME	\$7,600.00	\$38,600.00	FTHB
	2	3	5780	4/21/2016	Completed	04/27/2016	4/25/2016	M15UC060530	2015	AD	956000930	956000930	HOME	\$27,832.22		
5922499	1	3	5780	5/3/2016	Completed	05/04/2016	5/3/2016	M15UC060530	2015	AD	956000930	956000930	HOME	\$3,535.15		
5925968	1	3	5780	5/13/2016	Completed	05/17/2016	5/16/2016	M15UC060530	2015	AD	956000930	956000930	HOME	\$18,514.48		
5926950	1	3	5780	5/17/2016	Completed	05/18/2016	5/17/2016	M15UC060530	2015	AD	956000930	956000930	HOME	\$6,044.87		
5927192	1	3	5780	5/18/2016	Completed	05/19/2016	5/18/2016	M15UC060530	2015	AD	956000930	956000930	HOME	\$333.50		
5931279	1	3	5780	6/1/2016	Completed	06/07/2016	6/6/2016	M15UC060530	2015	AD	956000930	956000930	HOME	\$8,566.55		
5933092	1	3	5780	6/7/2016	Completed	06/09/2016	6/8/2016	M15UC060530	2015	AD	956000930	956000930	HOME	\$138.00		
5934586	1	3	5780	6/13/2016	Completed	06/14/2016	6/13/2016	M15UC060530	2015	AD	956000930	956000930	HOME	\$2,354.50		
5935023	1	3	5780	6/14/2016	Completed	06/15/2016	6/14/2016	M15UC060530	2015	AD	956000930	956000930	HOME	\$1,598.83		
5936222	1	3	5780	6/17/2016	Completed	06/18/2016	6/17/2016	M15UC060530	2015	AD	956000930	956000930	HOME	\$1,599.22		
5937157	1	3	5780	6/21/2016	Completed	06/22/2016	6/21/2016	M15UC060530	2015	AD	956000930	956000930	HOME	\$716.94		
5937968	1	3	5780	6/22/2016	Completed	06/24/2016	6/23/2016	M15UC060530	2015	AD	956000930	956000930	HOME	\$447.52	\$71,681.78	ADMIN
	3	2	5781	11/2/2015	Completed	11/04/2015	11/3/2015	M11UC060530	2011	EN	956000930	956000930	HOME	\$20,000.00		
	4	2	5781	11/2/2015	Completed	11/04/2015	11/3/2015	M15UC060530	2015	PI	956000930	956000930	HOME	\$5,800.00	\$25,800.00	FTHB
5859471	1	2	5782	10/20/2015	Completed	10/21/2015	10/20/2015	M11UC060530	2011	EN	956000930	956000930	HOME	\$52,000.00	\$52,000.00	FTHB
5858860	1	2	5783	10/19/2015	Completed	10/20/2015	10/19/2015	M11UC060530	2011	EN	956000930	956000930	HOME	\$42,000.00	\$42,000.00	FTHB
5858276	1	2	5784	10/15/2015	Completed	10/16/2015	10/16/2015	M15UC060530	2015	HP	956000930	956000930	HOME	\$24,400.00		
	2	2	5784	10/15/2015	Completed	10/16/2015	10/16/2015	M15UC060530	2015	PI	956000930	956000930	HOME	\$26,600.00	\$51,000.00	FTHB
5866027	1	2	5786	11/9/2015	Completed	11/11/2015	11/10/2015	M11UC060530	2011	EN	956000930	956000930	HOME	\$36,000.00	\$36,000.00	FTHB
5874616	1	2	5788	12/7/2015	Completed	12/08/2015	12/8/2015	M11UC060530	2011	EN	956000930	956000930	HOME	\$6,600.00		
	2	2	5788	12/7/2015	Completed	12/08/2015	12/8/2015	M15UC060530	2015	HP	956000930	956000930	HOME	\$20,000.00		
	3	2	5788	12/7/2015	Completed	12/08/2015	12/8/2015	M15UC060530	2015	PI	956000930	956000930	HOME	\$5,000.00	\$31,600.00	FTHB
5881597	1	2	5789	12/29/2015	Completed	12/29/2015	12/29/2015	M15UC060530	2015	PI	956000930	956000930	HOME	\$58,000.00	\$58,000.00	FTHB
5876964	1	2	5790	12/14/2015	Completed	12/15/2015	12/15/2015	M15UC060530	2015	PI	956000930	956000930	HOME	\$43,800.00	\$43,800.00	FTHB
5904857	1	5	5791	3/10/2016	Completed	03/12/2016	3/11/2016	M11UC060530	2011	EN	956000930	956000930	HOME	\$908.43		
5908604	1	5	5791	3/22/2016	Completed	03/24/2016	3/23/2016	M11UC060530	2011	EN	956000930	956000930	HOME	\$777.76		
5918732	1	5	5791	4/21/2016	Completed	04/27/2016	4/25/2016	M11UC060530	2011	EN	956000930	956000930	HOME	\$2,568.51		
5925972	1	5	5791	5/13/2016	Completed	05/17/2016	5/16/2016	M11UC060530	2011	EN	956000930	956000930	HOME	\$605,628.29		
5925977	1	5	5791	5/13/2016	Completed	05/16/2016	5/16/2016	M15UC060530	2015	HP	956000930	956000930	HOME	\$85,800.00		

Voucher Number	Line Item	IDIS Project ID	IDIS Act ID	Voucher Created	Voucher Status	Status Date	LOCCS Send Date	Grant Number	Grant Year	Fund Type	Recipient TIN	Payee TIN	Program	Drawn Amount		
5926963	1	5	5791	5/17/2016	Completed	05/18/2016	5/17/2016	M11UC060530	2011	EN	956000930	956000930	HOME	\$808.10	\$696,491.09	New Construct
5876177	1	2	5792	12/10/2015	Completed	12/10/2015	12/10/2015	M15UC060530	2015	PI	956000930	956000930	HOME	\$48,000.00	\$48,000.00	FTHB
5877996	1	2	5793	12/15/2015	Completed	12/17/2015	12/17/2015	M15UC060530	2015	PI	956000930	956000930	HOME	\$44,000.00	\$44,000.00	FTHB
5877618	1	3	5800	12/15/2015	Completed	12/15/2015	12/15/2015	M15UC060530	2015	PA	956000930	956000930	HOME	\$6,535.89		
5878221	1	3	5800	12/16/2015	Completed	12/17/2015	12/17/2015	M15UC060530	2015	PA	956000930	956000930	HOME	\$981.98		
5878871	1	3	5800	12/17/2015	Completed	12/17/2015	12/17/2015	M15UC060530	2015	PA	956000930	956000930	HOME	\$3,801.54		
5881479	1	3	5800	12/28/2015	Completed	12/29/2015	12/29/2015	M15UC060530	2015	PA	956000930	956000930	HOME	\$971.51		
5883288	1	3	5800	1/5/2016	Completed	01/06/2016	1/6/2016	M15UC060530	2015	PA	956000930	956000930	HOME	\$2,829.79		
5885967	1	3	5800	1/13/2016	Completed	01/13/2016	1/13/2016	M15UC060530	2015	PA	956000930	956000930	HOME	\$3,197.48		
5888609	1	3	5800	1/21/2016	Completed	01/21/2016	1/21/2016	M15UC060530	2015	PA	956000930	956000930	HOME	\$3,571.31		
5889498	1	3	5800	1/25/2016	Completed	01/25/2016	1/25/2016	M15UC060530	2015	PA	956000930	956000930	HOME	\$4,401.19		
5891995	1	3	5800	2/1/2016	Completed	02/02/2016	2/2/2016	M15UC060530	2015	PA	956000930	956000930	HOME	\$1,074.08		
5893558	1	3	5800	2/4/2016	Completed	02/05/2016	2/5/2016	M15UC060530	2015	PA	956000930	956000930	HOME	\$3,639.89		
5897491	1	3	5800	2/17/2016	Completed	02/18/2016	2/18/2016	M15UC060530	2015	PA	956000930	956000930	HOME	\$400.90		
5902772	1	3	5800	3/3/2016	Completed	03/08/2016	3/8/2016	M15UC060530	2015	PA	956000930	956000930	HOME	\$1,502.31		
5904838	1	3	5800	3/10/2016	Completed	03/11/2016	3/11/2016	M15UC060530	2015	PA	956000930	956000930	HOME	\$3,129.94		
5908601	1	3	5800	3/22/2016	Completed	03/23/2016	3/23/2016	M15UC060530	2015	PA	956000930	956000930	HOME	\$19,281.67		
5909565	1	3	5800	3/24/2016	Completed	03/28/2016	3/28/2016	M15UC060530	2015	PA	956000930	956000930	HOME	\$438.81	\$55,758.29	ADMIN
	2	2	5802	1/25/2016	Completed	01/25/2016	1/25/2016	M15UC060530	2015	PI	956000930	956000930	HOME	\$48,000.00	\$48,000.00	FTHB
5900317	1	2	5803	2/25/2016	Completed	02/25/2016	2/25/2016	M15UC060530	2015	PI	956000930	956000930	HOME	\$40,000.00	\$40,000.00	FTHB
5897482	1	2	5804	2/17/2016	Completed	02/18/2016	2/18/2016	M15UC060530	2015	PI	956000930	956000930	HOME	\$59,800.00	\$59,800.00	FTHB
5908596	1	2	5806	3/22/2016	Completed	03/23/2016	3/23/2016	M15UC060530	2015	PI	956000930	956000930	HOME	\$32,800.00	\$32,800.00	FTHB
5918888	1	2	5807	4/22/2016	Completed	04/27/2016	4/25/2016	M11UC060530	2011	EN	956000930	956000930	HOME	\$29,000.00	\$29,000.00	FTHB
5931251	1	2	5816	6/1/2016	Completed	06/04/2016	6/3/2016	M11UC060530	2011	EN	956000930	956000930	HOME	\$47,000.00	\$47,000.00	FTHB
5935028	1	2	5820	6/14/2016	Completed	06/15/2016	6/14/2016	M12UC060530	2012	EN	956000930	956000930	HOME	\$51,400.00	\$51,400.00	FTHB
5931242	1	2	5826	6/1/2016	Completed	06/07/2016	6/6/2016	M11UC060530	2011	EN	956000930	956000930	HOME	\$45,000.00	\$45,000.00	FTHB
5933091	1	2	5828	6/7/2016	Completed	06/09/2016	6/8/2016	M12UC060530	2012	EN	956000930	956000930	HOME	\$33,843.28		
	2	2	5828	6/7/2016	Completed	06/09/2016	6/8/2016	M15UC060530	2015	PI	956000930	956000930	HOME	\$6,556.72	\$40,400.00	FTHB
TOTAL DRAWS:												HOME TOTAL DRAWS:	\$3,476,897.37	\$3,476,897.37		

ADMIN	\$217,644.05
TBRA	\$254,588.22
FTHB	\$1,175,880.26
CHDO	\$605,007.49
New Construction	\$1,223,777.35
	<u><u>\$3,476,897.37</u></u>

PR10 - CDBG Housing Activities

U.S. Department of Housing and Urban Development
Office of Community Planning and Development
Integrated Disbursement and Information System
CDBG Housing Activities
RIVERSIDE COUNTY, CA

												CUMULATIVE		
PGM	PROJ	IDIS	STATUS	MTX	NTL	Total	% CDBG	CDBG	OCCUPIED	UNITS	% L/M	OCCUPIED	UNITS	
YEAR	ID	ACT ID ACTIVITY NAME		CD	OBJ	EST. AMT		DRAWN AMOUNT	TOTAL	L/M				
2015	3407	5690	0.143-15 - Home Enhancement Grant Program	OPEN	14A	LMH	395,000.00	0.0	28,350.04	0	0	0.0	0	0
2015	3830	5746	1.CL.04-15- Canyon Lake Home Repair Program	OPEN	14A	LMH	20,782.00	0.0	0.00	0	0	0.0	0	0
2015	3973	5752	4.IW.10-15 - ADA Improvement Project	OPEN	14D	LMH	38,765.05	0.0	0.00	0	0	0.0	0	0
2015	3973	5824	4.IW.10-15 - Activity Delivery Cost- ADA Improvement	OPEN	14D	LMH	3,000.00	0.0	430.05	0	0	0.0	0	0
2015	4444	5693	0.145-15 - Critical Home Maintenance & Repair Program	OPEN	14A	LMH	23,500.00	0.0	0.00	0	0	0.0	0	0
2015	4444	5832	0.145-15 - Activity Delivery Cost- Critical Home	OPEN	14A	LMH	3,000.00	0.0	1,454.61	0	0	0.0	0	0
2015	4471	5699	0.151-15 - Riverside County Affordable Solar Housing	OPEN	14F	LMH	10,000.00	0.0	5,000.00	0	0	0.0	0	0
2015 TOTALS: BUDGETED/UNDERWAY						494,047.05	7.1	35,234.70	0	0	0.0	0	0	
COMPLETED						0.00	0.0	0.00	0	0	0.0	0	0	
						494,047.05	7.1	35,234.70	0	0	0.0	0	0	
												CUMULATIVE		
PGM	PROJ	IDIS	STATUS	MTX	NTL	Total	% CDBG	CDBG	OCCUPIED	UNITS	% L/M	OCCUPIED	UNITS	
YEAR	ID	ACT ID ACTIVITY NAME		CD	OBJ	EST. AMT		DRAWN AMOUNT	TOTAL	L/M				
2014	0571	5564	9.125-14 - Home Enhancement Rehab Program	OPEN	14A	LMH	630,394.73	0.0	198,221.03	0	0	0.0	0	0
2014	0904	5580	0.129-14 - Habitat for Humanity	COM	14A	LMH	20,000.00	100.0	20,000.00	3	3	100.0	3	0
2014	0982	5581	0.130-14 - Critical Home Maintenance & Repairs Program	COM	14A	LMH	11,965.00	100.0	11,965.00	4	4	100.0	4	0
2014	0988	5587	1.CL.02-14 - Home Repair Program	OPEN	14A	LMH	55,652.00	54.2	30,156.00	3	3	100.0	3	0
2014	1027	5611	3.107-14 - Riverside County Solar Affordable Housing	COM	14F	LMH	15,979.00	25.0	4,000.00	1	1	100.0	1	0
2014	1180	5634	4.IW.09-14 - Upgraded Lighting for Senior Affordable	COM	14D	LMH	20,000.00	100.0	20,000.00	123	103	83.7	0	123
2014 TOTALS: BUDGETED/UNDERWAY						686,046.73	33.2	228,377.03	3	3	100.0	3	0	
COMPLETED						67,944.00	82.3	55,965.00	131	111	84.7	8	123	
						753,990.73	37.7	284,342.03	134	114	85.0	11	123	
												CUMULATIVE		
PGM	PROJ	IDIS	STATUS	MTX	NTL	Total	% CDBG	CDBG	OCCUPIED	UNITS	% L/M	OCCUPIED	UNITS	
YEAR	ID	ACT ID ACTIVITY NAME		CD	OBJ	EST. AMT		DRAWN AMOUNT	TOTAL	L/M				

PGM YEAR	PROJ ID	IDIS ACT ID	ACTIVITY NAME	STATUS	MTX NTL		Total EST. AMT	% CDBG	CDBG DRAWN AMOUNT	OCCUPIED TOTAL	UNITS L/M	% L/M	CUMULATIVE OCCUPIED UNITS	
					CD	OBJ								
2013	7472	5500	4.IW.08-13 - Upgraded Lighting for Affordable Senior	COM	14D	LMH	40,558.54	100.0	40,558.54	123	103	83.7	0	123
2013 TOTALS: BUDGETED/UNDERWAY							0.00	0.0	0.00	0	0	0.0	0	0
COMPLETED							40,558.54	100.0	40,558.54	123	103	83.7	0	123
							40,558.54	100.0	40,558.54	123	103	83.7	0	123

PGM YEAR	PROJ ID	IDIS ACT ID	ACTIVITY NAME	STATUS	MTX NTL		Total EST. AMT	% CDBG	CDBG DRAWN AMOUNT	OCCUPIED TOTAL	UNITS L/M	% L/M	CUMULATIVE OCCUPIED UNITS	
					CD	OBJ								
2012	8188	5276	4.IW.07-12 - Senior Housing Community Facility	COM	14D	LMH	51,117.41	100.0	51,117.41	212	172	81.1	0	212
2012 TOTALS: BUDGETED/UNDERWAY							0.00	0.0	0.00	0	0	0.0	0	0
COMPLETED							51,117.41	100.0	51,117.41	212	172	81.1	0	212
							51,117.41	100.0	51,117.41	212	172	81.1	0	212

PGM YEAR	PROJ ID	IDIS ACT ID	ACTIVITY NAME	STATUS	MTX NTL		Total EST. AMT	% CDBG	CDBG DRAWN AMOUNT	OCCUPIED TOTAL	UNITS L/M	% L/M	CUMULATIVE OCCUPIED UNITS	
					CD	OBJ								
2011	0405	5094	9.63-11 -Senior Home Repair (SHR)	COM	14A	LMH	64,031.79	0.0	64,031.79	0	0	0.0	0	0
2011	0405	5210	Office on Aging 2011	COM	14H	LMC	31,995.80	100.0	31,995.80	230	230	100.0	230	0
2011	0405	5223	S3.0077.10	COM	14A	LMH	3,485.00	100.0	3,485.00	1	1	100.0	1	0
2011	0405	5224	S4.0136.10	COM	14A	LMH	4,225.00	100.0	4,225.00	1	1	100.0	1	0
2011	0405	5227	S3.0039.10	COM	14A	LMH	5,520.00	100.0	5,520.00	1	1	100.0	1	0
2011	0405	5234	S5.0041.11	COM	14A	LMH	4,999.00	100.0	4,999.00	1	1	100.0	1	0
2011	0405	5237	S4.0145.10	COM	14A	LMH	4,085.00	100.0	4,085.00	1	1	100.0	1	0
2011	0405	5239	S4.0138.10	COM	14A	LMH	5,063.00	100.0	5,063.00	1	1	100.0	1	0
2011	0405	5245	S3.0086.10	COM	14A	LMH	3,995.00	100.0	3,995.00	1	1	100.0	1	0
2011	0405	5246	S3.0098.11	COM	14A	LMH	4,935.00	100.0	4,935.00	1	1	100.0	1	0
2011	0405	5252	S5.0194.10	COM	14A	LMH	4,207.00	100.0	4,207.00	1	1	100.0	1	0
2011	0405	5253	S2.0057.10	COM	14A	LMH	5,950.00	100.0	5,950.00	1	1	100.0	1	0
2011	0405	5254	S3.0111.10	COM	14A	LMH	5,195.00	100.0	5,195.00	1	1	100.0	1	0
2011	0405	5255	S3.0141.10	COM	14A	LMH	4,820.00	100.0	4,820.00	1	1	100.0	1	0
2011	0405	5261	S2.0024.11	COM	14A	LMH	4,485.00	100.0	4,485.00	1	1	100.0	1	0
2011	0405	5262	S3.0101.10	COM	14A	LMH	4,062.00	100.0	4,062.00	1	1	100.0	1	0

PGM	PROJ	IDIS			MTX	NTL	Total		CDBG	OCCUPIED	UNITS	CUMULATIVE			
							EST. AMT	% CDBG				OCCUPIED	UNITS		
YEAR	ID	ACT ID	ACTIVITY NAME	STATUS	CD	OBJ			DRAWN	AMOUNT	TOTAL	L/M	% L/M		
2011	0405	5268	S3.0155.10	COM	14A	LMH	4,512.00	100.0		4,512.00	1	1	100.0	1	0
2011	0405	5270	SHRG S3.0099.10	COM	14A	LMH	3,410.00	100.0		3,410.00	1	1	100.0	1	0
2011	0405	5271	SHRG S4.0001.11	COM	14A	LMH	5,495.00	100.0		5,495.00	1	1	100.0	1	0
2011	0405	5318	S3.0082.11	COM	14A	LMH	5,830.00	100.0		5,830.00	1	1	100.0	1	0
2011	0405	5319	S3.0064.11	COM	14A	LMH	5,830.00	100.0		5,830.00	1	1	100.0	1	0
2011	0405	5378	S4.0081.11	COM	14A	LMH	4,825.00	100.0		4,825.00	1	1	100.0	1	0
2011	0405	5379	S3.0168.10	COM	14A	LMH	5,990.00	100.0		5,990.00	1	1	100.0	1	0
2011	0405	5381	S4.0083.10	COM	14A	LMH	5,758.00	100.0		5,758.00	1	1	100.0	1	0
2011	0405	5386	S3.0180.09	COM	14A	LMH	4,155.00	100.0		4,155.00	1	1	100.0	1	0
2011	0405	5387	S1.0165.11	COM	14A	LMH	5,498.00	100.0		5,498.00	1	1	100.0	1	0
2011	0405	5392	S1.0154.11	COM	14A	LMH	4,650.00	100.0		4,650.00	1	1	100.0	1	0
2011	0405	5393	S3.0140.11	COM	14A	LMH	7,550.00	100.0		7,550.00	1	1	100.0	1	0
2011	0405	5395	S3.0072.11	COM	14A	LMH	5,745.00	100.0		5,745.00	1	1	100.0	1	0
2011	0405	5396	S3.0040.10	COM	14A	LMH	5,520.00	100.0		5,520.00	1	1	100.0	1	0
2011	0405	5400	S3.0173.11	COM	14A	LMH	5,550.00	100.0		5,550.00	1	1	100.0	1	0
2011	0405	5402	S4.0131.11	COM	14A	LMH	5,875.00	100.0		5,875.00	1	1	100.0	1	0
2011	0405	5403	S5.0107.11	COM	14A	LMH	6,000.00	100.0		6,000.00	1	1	100.0	1	0
2011	0405	5404	S4.0133.11	COM	14A	LMH	5,880.00	100.0		5,880.00	1	1	100.0	1	0
2011	0405	5414	S4.0006.12	COM	14A	LMH	6,000.00	100.0		6,000.00	1	1	100.0	1	0
2011	0405	5415	S5.0003.12	COM	14A	LMH	6,000.00	100.0		6,000.00	1	1	100.0	1	0
2011	0405	5416	S4.0007.12	COM	14A	LMH	5,400.00	100.0		5,400.00	1	1	100.0	1	0
2011	0405	5417	S3.0169.11	COM	14A	LMH	3,099.00	100.0		3,099.00	1	1	100.0	1	0
2011	0405	5418	S3.0166.11	COM	14A	LMH	5,499.00	100.0		5,499.00	1	1	100.0	1	0
2011	0405	5419	S1.0002.12	COM	14A	LMH	5,386.00	100.0		5,386.00	1	1	100.0	1	0
2011	0405	5420	S3.0005.12	COM	14A	LMH	5,985.00	100.0		5,985.00	1	1	100.0	1	0
2011	0405	5421	S5.0168.11	COM	14A	LMH	5,599.00	100.0		5,599.00	1	1	100.0	1	0
2011	0405	5422	S3.0113.11	COM	14A	LMH	4,916.00	100.0		4,916.00	1	1	100.0	1	0
2011	0405	5423	S3.0011.12	COM	14A	LMH	5,550.00	100.0		5,550.00	1	1	100.0	1	0
2011	0405	5427	S4.0012.12	COM	14A	LMH	5,706.54	100.0		5,706.54	1	1	100.0	1	0
2011	0405	5428	S1.0015.12	COM	14A	LMH	5,255.00	100.0		5,255.00	1	1	100.0	1	0
2011	0405	5429	S1.0014.12	COM	14A	LMH	5,730.00	100.0		5,730.00	1	1	100.0	1	0
2011	0405	5526	S5.0016.12	COM	14A	LMH	1,850.00	100.0		1,850.00	1	1	100.0	1	0
2011	0406	5095	9.64-11 -Home Rehabilitation Program (HRP)	COM	14A	LMH	57,710.16	0.0		57,710.16	0	0	0.0	0	0
2011	0406	5218	H1.0033.10 HRLP	COM	14A	LMH	13,581.00	100.0		13,581.00	1	1	100.0	1	0
2011	0406	5258	H5.0090.10	COM	14A	LMH	17,750.00	100.0		17,750.00	1	1	100.0	1	0

PGM	PROJ	IDIS				MTX	NTL	Total		CDBG	OCCUPIED	UNITS	CUMULATIVE	
								EST.	%				OCCUPIED	UNITS
YEAR	ID	ACT ID	ACTIVITY NAME		STATUS	CD	OBJ	AMT	CDBG	DRAWN AMOUNT	TOTAL	L/M	% L/M	
2011	0406	5264	H5.0014.11		COM	14A	LMH	17,568.00	100.0	17,568.00	1	1	100.0	1
2011	0406	5272	HRLP H1.0010.11		COM	14A	LMH	13,395.00	100.0	13,395.00	1	1	100.0	1
2011	0406	5273	HRLP H1.0074.10		COM	14A	LMH	20,000.05	100.0	20,000.05	1	1	100.0	1
2011	0406	5384	H5.0032.10		COM	14A	LMH	17,520.00	100.0	17,520.00	1	1	100.0	1
2011	0406	5405	H2.0002.12		COM	14A	LMH	9,420.00	100.0	9,420.00	1	1	100.0	1
2011	0406	5424	H3.0004.12		COM	14A	LMH	9,700.00	100.0	9,700.00	1	1	100.0	1
2011	0406	5425	H1.0016.11		COM	14A	LMH	9,538.00	100.0	9,538.00	1	1	100.0	1
2011	0406	5426	H3.0005.12		COM	14A	LMH	7,841.45	100.0	7,841.45	1	1	100.0	1
2011	0406	5528	H4.0001.12		COM	14A	LMH	7,785.00	100.0	7,785.00	1	1	100.0	1
2011	0406	5532	H5.0007.12		COM	14A	LMH	9,295.00	100.0	9,295.00	1	1	100.0	1
2011	0406	5533	H2.0008.12		COM	14A	LMH	10,800.00	100.0	10,800.00	1	1	100.0	1
2011 TOTALS: BUDGETED/UNDERWAY								0.00	0.0	0.00	0	0	0.0	0
COMPLETED								553,005.79	100.0	553,005.79	289	289	100.0	289
								553,005.79	100.0	553,005.79	289	289	100.0	289

PGM	PROJ	IDIS				MTX	NTL	Total		CDBG	OCCUPIED	UNITS	CUMULATIVE	
								EST.	%				OCCUPIED	UNITS
YEAR	ID	ACT ID	ACTIVITY NAME		STATUS	CD	OBJ	AMT	CDBG	DRAWN AMOUNT	TOTAL	L/M	% L/M	
2010	5422	5026	HRP - H3.0097.08		COM	14A	LMH	10,760.00	100.0	10,760.00	1	1	100.0	1
2010	5422	5034	H3.0116.07		COM	14A	LMH	19,869.00	100.0	19,869.00	1	1	100.0	1
2010	5422	5039	H3.0156.08		COM	14A	LMH	8,368.50	100.0	8,368.50	1	1	100.0	1
2010	5422	5043	H4.0072.08		COM	14A	LMH	6,000.00	100.0	6,000.00	1	1	100.0	1
2010	5422	5044	H5.0044.08		COM	14A	LMH	20,856.00	100.0	20,856.00	1	1	100.0	1
2010	5422	5047	H5.0077.08		COM	14A	LMH	14,700.00	100.0	14,700.00	1	1	100.0	1
2010	5422	5054	H5.0014.10		COM	14A	LMH	18,050.20	100.0	18,050.20	1	1	100.0	1
2010	5422	5086	H4.0149.07		COM	14A	LMH	19,539.00	100.0	19,539.00	1	1	100.0	1
2010	5422	5214	H5.0070.10		COM	14A	LMH	16,916.00	100.0	16,916.00	1	1	100.0	1
2010	5422	5226	H3.0072.10		COM	14A	LMH	14,597.00	100.0	14,597.00	1	1	100.0	1
2010	5425	5018	Office on Aging SHR		COM	14A	LMH	40,000.00	100.0	40,000.00	263	263	100.0	263
2010	5425	5028	S5.0028.10 SHR		COM	14A	LMH	4,515.00	100.0	4,515.00	1	1	100.0	1
2010	5425	5032	S1.0053.09		COM	14A	LMH	4,840.00	100.0	4,840.00	1	1	100.0	1
2010	5425	5035	S1.0215.08		COM	14A	LMH	6,000.00	100.0	6,000.00	1	1	100.0	1
2010	5425	5036	S3.0050.10		COM	14A	LMH	4,495.00	100.0	4,495.00	1	1	100.0	1
2010	5425	5037	S3.0044.10		COM	14A	LMH	5,790.00	100.0	5,790.00	1	1	100.0	1

PGM	PROJ	IDIS				MTX	NTL	Total		CDBG	OCCUPIED	UNITS	CUMULATIVE	
													OCCUPIED	UNITS
YEAR	ID	ACT ID	ACTIVITY NAME		STATUS	CD	OBJ	EST. AMT	% CDBG	DRAWN AMOUNT	TOTAL	L/M	% L/M	
2010	5425	5038	S3.0042.10		COM	14A	LMH	2,158.00	100.0	2,158.00	1	1	100.0	1
2010	5425	5041	S5.0060.10		COM	14A	LMH	5,809.00	100.0	5,809.00	1	1	100.0	1
2010	5425	5042	S5.0053.10		COM	14A	LMH	3,845.00	100.0	3,845.00	1	1	100.0	1
2010	5425	5045	S5.0051.10		COM	14A	LMH	5,790.00	100.0	5,790.00	1	1	100.0	1
2010	5425	5049	S3.0307.08		COM	14A	LMH	5,435.00	100.0	5,435.00	1	1	100.0	1
2010	5425	5050	S4.0095.08		COM	14A	LMH	5,917.00	100.0	5,917.00	1	1	100.0	1
2010	5425	5057	S1.0073.10		COM	14A	LMH	6,000.00	100.0	6,000.00	1	1	100.0	1
2010	5425	5058	S4.0063.10		COM	14A	LMH	4,255.00	100.0	4,255.00	1	1	100.0	1
2010	5425	5059	S4.0049.10		COM	14A	LMH	5,980.00	100.0	5,980.00	1	1	100.0	1
2010	5425	5061	S4.0224.08		COM	14A	LMH	6,000.00	100.0	6,000.00	1	1	100.0	1
2010	5425	5062	S3.0014.10		COM	14A	LMH	4,350.00	100.0	4,350.00	1	1	100.0	1
2010	5425	5063	S5.0069.10		COM	14A	LMH	6,366.91	100.0	6,366.91	1	1	100.0	1
2010	5425	5064	S1.0015.10		COM	14A	LMH	5,895.00	100.0	5,895.00	1	1	100.0	1
2010	5425	5072	S4.0365.08		COM	14A	LMH	5,950.00	100.0	5,950.00	1	1	100.0	1
2010	5425	5074	S3.0071.10		COM	14A	LMH	5,600.00	100.0	5,600.00	1	1	100.0	1
2010	5425	5187	S3.0126.10		COM	14A	LMH	5,800.00	100.0	5,800.00	1	1	100.0	1
2010	5425	5189	S3.0116.10		COM	14A	LMH	4,625.00	100.0	4,625.00	1	1	100.0	1
2010	5425	5190	S1.0117.10		COM	14A	LMH	2,934.00	100.0	2,934.00	1	1	100.0	1
2010	5425	5191	S3.0119.10		COM	14A	LMH	5,857.00	100.0	5,857.00	1	1	100.0	1
2010	5425	5192	S1.0129.10		COM	14A	LMH	5,030.00	100.0	5,030.00	1	1	100.0	1
2010	5425	5207	S3.0107.10		COM	14A	LMH	4,565.00	100.0	4,565.00	1	1	100.0	1
2010	5425	5208	S3.0130.10		COM	14A	LMH	3,600.00	100.0	3,600.00	1	1	100.0	1
2010	5425	5209	S2.0106.10		COM	14A	LMH	5,020.00	100.0	5,020.00	1	1	100.0	1
2010	5425	5213	S5.0137.10		COM	14A	LMH	6,272.97	100.0	6,272.97	1	1	100.0	1
2010	5425	5220	S4.0092.10		COM	14A	LMH	4,495.00	100.0	4,495.00	1	1	100.0	1
								0.00	0.0	0.00	0	0	0.0	0
								342,845.58	100.0	342,845.58	303	303	100.0	303
								342,845.58	100.0	342,845.58	303	303	100.0	303

PGM	PROJ	IDIS				MTX	NTL	Total		CDBG	OCCUPIED	UNITS	CUMULATIVE	
													OCCUPIED	UNITS
YEAR	ID	ACT ID	ACTIVITY NAME		STATUS	CD	OBJ	EST. AMT	% CDBG	DRAWN AMOUNT	TOTAL	L/M	% L/M	
2009	0096	4700	H4.0030.08		COM	14A	LMH	16,067.00	100.0	16,067.00	1	1	100.0	1
2009	0096	4819	H5.0032.08		COM	14A	LMH	20,817.00	100.0	20,817.00	1	1	100.0	1

PGM	PROJ	IDIS												CUMULATIVE	
														OCCUPIED	UNITS
YEAR	ID	ACT ID	ACTIVITY NAME	STATUS	MTX	NLT	EST.	Total	% CDBG	DRAWN	CDBG	OCCUPIED	UNITS		
					CD	OBJ	AMT			AMOUNT		TOTAL	L/M	% L/M	
2009	0096	4820	H5.0140.07	COM	14A	LMH	5,830.00	100.0		5,830.00		1	1	100.0	1 0
2009	0096	4821	H5.0002.08	COM	14A	LMH	19,485.00	100.0		19,485.00		1	1	100.0	1 0
2009	0096	4822	H4.0001.09	COM	14A	LMH	19,950.00	100.0		19,950.00		1	1	100.0	1 0
2009	0096	4826	H4.0093.08	COM	14A	LMH	19,898.00	100.0		19,898.00		1	1	100.0	1 0
2009	0096	4831	H1.0027.09	COM	14A	LMH	20,320.00	100.0		20,320.00		1	1	100.0	1 0
2009	0096	4848	H3.0052.07	COM	14A	LMH	7,890.00	100.0		7,890.00		1	1	100.0	1 0
2009	0096	4849	H4.0248.06	COM	14A	LMH	11,970.00	100.0		11,970.00		1	1	100.0	1 0
2009	0096	4863	H4.0121.08	COM	14A	LMH	21,000.00	100.0		21,000.00		1	1	100.0	1 0
2009	0096	4864	H5.0101.07	COM	14A	LMH	22,977.00	100.0		22,977.00		1	1	100.0	1 0
2009	0096	4869	H3.0048.08	COM	14A	LMH	14,070.00	100.0		14,070.00		1	1	100.0	1 0
2009	0096	4870	H5.0126.09	COM	14A	LMH	19,980.00	100.0		19,980.00		1	1	100.0	1 0
2009	0096	4871	H4.0134.08	COM	14A	LMH	14,186.00	100.0		14,186.00		1	1	100.0	1 0
2009	0096	4872	H3.0025.08	COM	14A	LMH	10,050.00	100.0		10,050.00		1	1	100.0	1 0
2009	0096	4877	H3.0036.08	COM	14A	LMH	11,340.00	100.0		11,340.00		1	1	100.0	1 0
2009	0097	4811	S3.245.07	COM	14A	LMH	5,125.00	100.0		5,125.00		1	1	100.0	1 0
2009	0097	4814	S3.258.07	COM	14A	LMH	5,500.00	100.0		5,500.00		1	1	100.0	1 0
2009	0097	4823	Office on Aging 2009-2010	COM	14A	LMH	40,000.00	100.0		40,000.00		331	331	100.0	331 0
2009	0097	4827	S2.0151.08	COM	14A	LMH	6,000.00	100.0		6,000.00		1	1	100.0	1 0
2009	0097	4829	S1.0167.08	COM	14A	LMH	4,825.00	100.0		4,825.00		1	1	100.0	1 0
2009	0097	4830	S1.0087.09	COM	14A	LMH	6,000.00	100.0		6,000.00		1	1	100.0	1 0
2009	0097	4835	S4.0101.09	COM	14A	LMH	5,890.00	100.0		5,890.00		1	1	100.0	1 0
2009	0097	4836	S4.0025.09	COM	14A	LMH	6,000.00	100.0		6,000.00		1	1	100.0	1 0
2009	0097	4841	S3.241.07	COM	14A	LMH	5,916.00	100.0		5,916.00		1	1	100.0	1 0
2009	0097	4842	S3.0164.08	COM	14A	LMH	3,350.00	100.0		3,350.00		1	1	100.0	1 0
2009	0097	4843	S3.0145.08	COM	14A	LMH	5,775.00	100.0		5,775.00		1	1	100.0	1 0
2009	0097	4844	S3.0169.08	COM	14A	LMH	3,710.00	100.0		3,710.00		1	1	100.0	1 0
2009	0097	4845	S3.0161.08	COM	14A	LMH	5,845.00	100.0		5,845.00		1	1	100.0	1 0
2009	0097	4846	S3.0168.08	COM	14A	LMH	5,730.00	100.0		5,730.00		1	1	100.0	1 0
2009	0097	4857	S4.0062.08	COM	14A	LMH	5,947.00	100.0		5,947.00		1	1	100.0	1 0
2009	0097	4858	S5.070.07	COM	14A	LMH	6,000.00	100.0		6,000.00		1	1	100.0	1 0
2009	0097	4868	S4.0114.08f	COM	14A	LMH	5,990.00	100.0		5,990.00		1	1	100.0	1 0
2009	0097	5014	S4.0273.08	COM	14A	LMH	6,285.00	100.0		6,285.00		1	1	100.0	1 0
2009	0097	5021	S3.0266.08	COM	14A	LMH	3,735.00	100.0		3,735.00		1	1	100.0	1 0
2009	0097	5022	S3.0358.08	COM	14A	LMH	5,417.00	100.0		5,417.00		1	1	100.0	1 0
2009	0097	5023	S3.0317.08	COM	14A	LMH	6,000.00	100.0		6,000.00		1	1	100.0	1 0

PGM YEAR	PROJ ID	IDIS ACT ID	ACTIVITY NAME	STATUS	MTX NTL		Total		CDBG DRAWN AMOUNT	OCCUPIED TOTAL	UNITS L/M	% L/M	CUMULATIVE	
					CD	OBJ	EST. AMT	% CDBG					OCCUPIED	UNITS
2009	0097	5024	S3.0336.08	COM	14A	LMH	6,297.10	100.0	6,297.10	1	1	100.0	1	0
2009	0097	5025	S3.0286.08	COM	14A	LMH	4,350.00	100.0	4,350.00	1	1	100.0	1	0
2009 TOTALS: BUDGETED/UNDERWAY							0.00	0.0	0.00	0	0	0.0	0	0
COMPLETED							415,517.10	100.0	415,517.10	369	369	100.0	369	0
							415,517.10	100.0	415,517.10	369	369	100.0	369	0

PGM YEAR	PROJ ID	IDIS ACT ID	ACTIVITY NAME	STATUS	MTX NTL		Total		CDBG DRAWN AMOUNT	OCCUPIED TOTAL	UNITS L/M	% L/M	CUMULATIVE	
					CD	OBJ	EST. AMT	% CDBG					OCCUPIED	UNITS
2008	0008	4598	H3.0115.07 ORTIZ, VIVIAN	COM	14A	LMH	19,092.00	100.0	19,092.00	1	1	100.0	1	0
2008	0008	4599	H4.0129.07 ALEMAN, TRINIDAD & YOLANDA	COM	14A	LMH	11,300.00	100.0	11,300.00	1	1	100.0	1	0
2008	0008	4600	H3.0068.07 MILLS, ROBERT & ALMA	COM	14A	LMH	12,952.00	100.0	12,952.00	1	1	100.0	1	0
2008	0008	4601	H3.0257.06 JAPHA, EVE	COM	14A	LMH	11,720.00	100.0	11,720.00	1	1	100.0	1	0
2008	0008	4602	H4.0122.07 MANSKER, JACK JR. & SHERRIE	COM	14A	LMH	18,530.08	100.0	18,530.08	1	1	100.0	1	0
2008	0008	4603	H3.0074.07 DILLON, FRANCIS III	COM	14A	LMH	4,925.00	100.0	4,925.00	1	1	100.0	1	0
2008	0008	4609	H4.0121.07 GAMEZ, DIONICIO	COM	14A	LMH	21,840.00	100.0	21,840.00	1	1	100.0	1	0
2008	0008	4622	MACK, ALONZO	COM	14A	LMH	22,056.90	100.0	22,056.90	1	1	100.0	1	0
2008	0008	4623	NIKITAS, CATHERINE	COM	14A	LMH	20,000.00	100.0	20,000.00	1	1	100.0	1	0
2008	0008	4624	H4.0141.07 SPIEL, SHARON	COM	14A	LMH	19,689.00	100.0	19,689.00	1	1	100.0	1	0
2008	0008	4625	H3.0108.07 MASLOW, WALTER & LOIS	COM	14A	LMH	19,975.00	100.0	19,975.00	1	1	100.0	1	0
2008	0008	4626	H5.0024.07 ANDREWS, EDDIE	COM	14A	LMH	18,190.00	100.0	18,190.00	1	1	100.0	1	0
2008	0008	4634	H5.0040.07 SOOTS, MICHELLE	COM	14A	LMH	5,730.00	100.0	5,730.00	1	1	100.0	1	0
2008	0008	4635	H4.0135.07 POWELS, DEBRA	COM	14A	LMH	22,557.42	100.0	22,557.42	1	1	100.0	1	0
2008	0008	4637	H3.0058.07 ELLIOTT, KENNETH & GLORIA	COM	14A	LMH	17,050.00	100.0	17,050.00	1	1	100.0	1	0
2008	0008	4639	H4.0138.07 FELIX, MARTHA	COM	14A	LMH	24,680.00	100.0	24,680.00	1	1	100.0	1	0
2008	0008	4642	H4.0039.07 SERRANO, SIMON & LUZ	COM	14A	LMH	20,000.00	100.0	20,000.00	1	1	100.0	1	0
2008	0008	4643	H5.0053.07 GRAINGER	COM	14A	LMH	20,342.23	100.0	20,342.23	1	1	100.0	1	0
2008	0009	4587	S4.0076.08F MCMAHON, GERALD	COM	14A	LMH	5,898.00	100.0	5,898.00	1	1	100.0	1	0
2008	0009	4588	S4.002.07	COM	14A	LMH	2,680.00	100.0	2,680.00	1	1	100.0	1	0
2008	0009	4589	S4.035.07 DESAULNIERS, MARY	COM	14A	LMH	5,014.00	100.0	5,014.00	1	1	100.0	1	0
2008	0009	4590	S4.019.07 MACKU, ROBERT	COM	14A	LMH	6,000.00	100.0	6,000.00	1	1	100.0	1	0
2008	0009	4591	S4.036.07 SCHAPER, JACKIE	COM	14A	LMH	5,989.00	100.0	5,989.00	1	1	100.0	1	0
2008	0009	4592	S4.017.07 PALMER, JACK	COM	14A	LMH	5,009.00	100.0	5,009.00	1	1	100.0	1	0
2008	0009	4593	S4.024.07 DAVIS, LORRAINE	COM	14A	LMH	5,999.00	100.0	5,999.00	1	1	100.0	1	0

PGM	PROJ	IDIS			MTX	NTL	Total		CDBG	OCCUPIED	UNITS	CUMULATIVE			
							EST. AMT	% CDBG				OCCUPIED	UNITS		
YEAR	ID	ACT ID	ACTIVITY NAME	STATUS	CD	OBJ	EST. AMT	% CDBG	DRAWN	AMOUNT	TOTAL	L/M	% L/M		
2008	0009	4594	S3.186.07 GARZA, ORALIA	COM	14A	LMH	5,230.00	100.0		5,230.00	1	1	100.0	1	0
2008	0009	4595	S1.011.07	COM	14A	LMH	7,855.00	100.0		7,855.00	1	1	100.0	1	0
2008	0009	4596	S3.221.07 WRIGHT, DOROTHY	COM	14A	LMH	5,920.00	100.0		5,920.00	1	1	100.0	1	0
2008	0009	4606	9.20A-08 RIV. COUNTY OFFICE ON AGING	COM	14A	LMH	47,300.00	100.0		47,300.00	332	332	100.0	332	0
2008	0009	4610	S3.193.07 SIMMONS, CLAUDE	COM	14A	LMH	6,000.00	100.0		6,000.00	1	1	100.0	1	0
2008	0009	4611	S5.077.07 NEVINS, RICHARD	COM	14A	LMH	5,945.00	100.0		5,945.00	1	1	100.0	1	0
2008	0009	4612	S3.195.07 BLANEY, CALVIN & KATHERINE	COM	14A	LMH	6,000.00	100.0		6,000.00	1	1	100.0	1	0
2008	0009	4613	S3.181.07 CLARK, FAYE	COM	14A	LMH	5,900.00	100.0		5,900.00	1	1	100.0	1	0
2008	0009	4615	S3.217.07 REGULSKY, ANA NANCY	COM	14A	LMH	5,912.00	100.0		5,912.00	1	1	100.0	1	0
2008	0009	4616	S1.0083.08 WILLIAMS, PEGGY	COM	14A	LMH	5,930.00	100.0		5,930.00	1	1	100.0	1	0
2008	0009	4617	S5.052.07 RIOS, BERTHA	COM	14A	LMH	6,000.00	100.0		6,000.00	1	1	100.0	1	0
2008	0009	4629	S5.065.07 JELLIFFE, ROBERT & JEAN	COM	14A	LMH	5,990.00	100.0		5,990.00	1	1	100.0	1	0
2008	0009	4630	S5.0012.08 VALENZUELA, FIDEL & MARY	COM	14A	LMH	4,975.00	100.0		4,975.00	1	1	100.0	1	0
2008	0009	4631	S5.0091.08 BENEDETT, BARBARA	COM	14A	LMH	5,870.00	100.0		5,870.00	1	1	100.0	1	0
2008	0009	4632	S1.006.07 GUGLIEMANA, ELAINE	COM	14A	LMH	6,000.00	100.0		6,000.00	1	1	100.0	1	0
2008	0009	4633	S4.018.07 NARANJO, PINA	COM	14A	LMH	6,000.00	100.0		6,000.00	1	1	100.0	1	0
2008	0009	4636	S5.0019.08 SMITH SHARRON	COM	14A	LMH	6,000.00	100.0		6,000.00	1	1	100.0	1	0
2008	0009	4640	S4.0075.08F FARQUHAR, ERIC	COM	14A	LMH	5,020.00	100.0		5,020.00	1	1	100.0	1	0
2008	0009	4641	S4.0112.08F OLIVER, DIANE	COM	14A	LMH	5,289.00	100.0		5,289.00	1	1	100.0	1	0
2008	0009	4651	S5.069.07 DELAYNEY, SYLVIA	COM	14A	LMH	5,060.00	100.0		5,060.00	1	1	100.0	1	0
2008	0009	4652	S3.0105.08 MONTEZ, EUFEMIO & ADELA	COM	14A	LMH	2,170.00	100.0		2,170.00	1	1	100.0	1	0
2008	0009	4653	S3.203.07 CRACCHIOLO, PAUL & CHRISTINE	COM	14A	LMH	5,720.00	100.0		5,720.00	1	1	100.0	1	0
2008	0009	4654	S3.0287.08 CHRISTIAN, ELLEN	COM	14A	LMH	4,800.00	100.0		4,800.00	1	1	100.0	1	0
2008	0009	4655	S4.039.07	COM	14A	LMH	5,880.00	100.0		5,880.00	1	1	100.0	1	0
2008	0009	4656	S5.063.07	COM	14A	LMH	4,745.00	100.0		4,745.00	1	1	100.0	1	0
2008	0009	4657	S4.030.07 CRAIN, LINDA & JAMES	COM	14A	LMH	6,000.00	100.0		6,000.00	1	1	100.0	1	0
2008	0009	4658	S3.0055.08	COM	14A	LMH	5,905.00	100.0		5,905.00	1	1	100.0	1	0
2008	0009	4659	S3.198.07 JENDROCK, JOANNE	COM	14A	LMH	6,000.00	100.0		6,000.00	1	1	100.0	1	0
2008	0009	4660	S3.0006.08 CUNNINGHAM, NANCY	COM	14A	LMH	1,700.00	100.0		1,700.00	1	1	100.0	1	0
2008	0009	4661	S3.0244.08 COOKSEY, JAMES	COM	14A	LMH	5,665.00	100.0		5,665.00	1	1	100.0	1	0
2008	0009	4662	S3.0029.08	COM	14A	LMH	6,000.00	100.0		6,000.00	1	1	100.0	1	0
2008	0009	4663	S3.147.07 SCHNECK, MOLLY	COM	14A	LMH	6,000.00	100.0		6,000.00	1	1	100.0	1	0
2008	0009	4664	S3.0088.08 SPEAKER, IRMA	COM	14A	LMH	4,590.00	100.0		4,590.00	1	1	100.0	1	0
2008	0009	4665	S3.0008.08 DURR, WILLIAM & NORMA	COM	14A	LMH	5,380.00	100.0		5,380.00	1	1	100.0	1	0
2008	0009	4666	S5.0011.08 MERCADO-HERNANDEZ, ANITA	COM	14A	LMH	6,000.00	100.0		6,000.00	1	1	100.0	1	0

PGM	PROJ	IDIS			MTX	NTL	Total		CDBG	OCCUPIED	UNITS	CUMULATIVE		
												OCCUPIED	UNITS	
YEAR	ID	ACT ID	ACTIVITY NAME	STATUS	CD	OBJ	EST. AMT	% CDBG	DRAWN AMOUNT	TOTAL	L/M	% L/M		
2008	0009	4667	S5.0090.08 ARGENT, STAN & SUSAN	COM	14A	LMH	5,570.00	100.0	5,570.00	1	1	100.0	1	0
2008	0009	4668	S3.251.07 COULSON, RALPH & LORENA	COM	14A	LMH	4,685.00	100.0	4,685.00	1	1	100.0	1	0
2008	0009	4669	S5.0009.08	COM	14A	LMH	5,590.00	100.0	5,590.00	1	1	100.0	1	0
2008	0009	4670	S4.0130.08 SHEPHERD, ELEANOR	COM	14A	LMH	6,000.00	100.0	6,000.00	1	1	100.0	1	0
2008	0009	4813	S3.0093.09	COM	14A	LMH	5,125.00	100.0	5,125.00	1	1	100.0	1	0
2008	0127	4586	2.NR.10-08 NORCO HOME REPAIR PROGRAM	COM	14A	LMH	258,926.00	100.0	258,926.00	8	8	100.0	8	0
2008 TOTALS: BUDGETED/UNDERWAY							0.00	0.0	0.00	0	0	0.0	0	0
COMPLETED							867,865.63	100.0	867,865.63	404	404	100.0	404	0
							867,865.63	100.0	867,865.63	404	404	100.0	404	0

PGM	PROJ	IDIS			MTX	NTL	Total		CDBG	OCCUPIED	UNITS	CUMULATIVE		
							EST.	%				OCCUPIED	UNITS	
YEAR	ID	ACT ID	ACTIVITY NAME	STATUS	CD	OBJ	AMT	CDBG	DRAWN AMOUNT	TOTAL	L/M	% L/M		
2007	0015	4158	S3.133.06 MONTOYA, HERMAN	COM	14A	LMH	5,985.00	100.0	5,985.00	1	1	100.0	1	0
2007	0015	4160	H4.0196.06 FIGUEROA	COM	14A	LMH	22,430.00	100.0	22,430.00	1	1	100.0	1	0
2007	0015	4161	H3.0212.06 TURNURE, SYLVIA	COM	14A	LMH	19,920.00	100.0	19,920.00	1	1	100.0	1	0
2007	0015	4162	H5.0128.06 OSBY, DONNA	COM	14A	LMH	24,425.00	100.0	24,425.00	1	1	100.0	1	0
2007	0015	4163	H3.0253.06 GUNN, BONNIE	COM	14A	LMH	4,920.00	100.0	4,920.00	1	1	100.0	1	0
2007	0015	4164	H4.0240.06 ELDER, DIANNE	COM	14A	LMH	19,656.00	100.0	19,656.00	1	1	100.0	1	0
2007	0015	4165	H5.0219.06 WATSON, ESTHER	COM	14A	LMH	18,606.00	100.0	18,606.00	1	1	100.0	1	0
2007	0015	4166	H4.0236.06 WHITE, PATRICIA	COM	14A	LMH	19,820.00	100.0	19,820.00	1	1	100.0	1	0
2007	0015	4171	H4.0017.07 CAMPA, JULIA	COM	14A	LMH	17,700.00	100.0	17,700.00	1	1	100.0	1	0
2007	0015	4225	H4.0237.06 DRISKEL, MICHAEL & LINDA	COM	14A	LMH	16,940.00	100.0	16,940.00	1	1	100.0	1	0
2007	0015	4228	H4.0002.07 CANALES, ARMANDO	COM	14A	LMH	19,810.00	100.0	19,810.00	1	1	100.0	1	0
2007	0015	4318	H4.0023.07 AVALOS, ARTURO & CARMEN	COM	14A	LMH	19,910.00	100.0	19,910.00	1	1	100.0	1	0
2007	0015	4323	H3.0242.06 COUCHMAN, MILDRED	COM	14A	LMH	16,985.00	100.0	16,985.00	1	1	100.0	1	0
2007	0015	4324	PHILLIPS, HERMAN & LYNETTE	COM	14A	LMH	19,961.00	100.0	19,961.00	1	1	100.0	1	0
2007	0015	4325	H4.0114.05 GIRON, JESUS & MARIA	COM	14A	LMH	12,780.00	100.0	12,780.00	1	1	100.0	1	0
2007	0015	4327	H3.0249.06 GUNDERSON, GERLAD & BERTHA	COM	14A	LMH	14,745.00	100.0	14,745.00	1	1	100.0	1	0
2007	0015	4328	H4.0059.07 STUMP, STEPHANIE	COM	14A	LMH	19,944.00	100.0	19,944.00	1	1	100.0	1	0
2007	0015	4344	H5.0018.07 HENRY, ANN	COM	14A	LMH	21,834.00	100.0	21,834.00	1	1	100.0	1	0
2007	0015	4356	H4.0254.06 WARD, MILES & DAISY	COM	14A	LMH	19,420.00	100.0	19,420.00	1	1	100.0	1	0
2007	0015	4357	H5.0032.07 CARMICHAEL, FLORENCE	COM	14A	LMH	5,900.00	100.0	5,900.00	1	1	100.0	1	0
2007	0015	4360	H4.0263.06 DIAZ, JOY	COM	14A	LMH	22,297.53	100.0	22,297.53	1	1	100.0	1	0

PGM YEAR	PROJ ID	IDIS ACT ID	ACTIVITY NAME	STATUS	MTX NTL		Total		CDBG DRAWN AMOUNT	OCCUPIED TOTAL	UNITS L/M	% L/M	CUMULATIVE	
					CD	OBJ	EST. AMT	% CDBG					OCCUPIED	UNITS
2007	0015	4361	H3.0256.06 SMITH, EDWIN & RUTH	COM	14A	LMH	17,160.00	100.0	17,160.00	1	1	100.0	1	0
2007	0015	4365	H3.0258.06 ROOKMAAKER, AALTJE	COM	14A	LMH	17,859.00	100.0	17,859.00	1	1	100.0	1	0
2007	0015	4370	H4.0047.07 GARCIA, RONALD & AMY	COM	14A	LMH	24,979.00	100.0	24,979.00	1	1	100.0	1	0
2007	0015	4376	H2.0085.07 PRICE, DOROTHY	COM	14A	LMH	12,193.00	100.0	12,193.00	1	1	100.0	1	0
2007	0015	4386	H4.0080.07 GONZALEZ, DORA	COM	14A	LMH	19,671.00	100.0	19,671.00	1	1	100.0	1	0
2007	0015	4392	H5.0067.07 WATSON, TONI	COM	14A	LMH	19,960.00	100.0	19,960.00	1	1	100.0	1	0
2007	0015	4393	H4.0251.07 CILETTI, JANICE	COM	14A	LMH	20,453.00	100.0	20,453.00	1	1	100.0	1	0
2007	0015	4394	H3.0001.07 KELLERMAN, CATHERINE	COM	14A	LMH	19,850.00	100.0	19,850.00	1	1	100.0	1	0
2007	0015	4396	H4.0248.06 MILLINGTON, URSULA	COM	14A	LMH	7,490.00	100.0	7,490.00	1	1	100.0	1	0
2007	0015	4397	H4.0233.06 ORTIZ, ARTURO & MARIA	COM	14A	LMH	19,974.00	100.0	19,974.00	1	1	100.0	1	0
2007	0015	4398	H4.0234.06 LOPEZ, JESUS	COM	14A	LMH	20,323.00	100.0	20,323.00	1	1	100.0	1	0
2007	0015	4401	H5.0013.07 ARCHER, OFELIA	COM	14A	LMH	19,288.00	100.0	19,288.00	1	1	100.0	1	0
2007	0015	4402	H5.0066.07 HILL	COM	14A	LMH	19,510.00	100.0	19,510.00	1	1	100.0	1	0
2007	0015	4403	H5.0055.07 DAVIS	COM	14A	LMH	19,945.00	100.0	19,945.00	1	1	100.0	1	0
2007	0015	4408	H5.0009.07 VILKS	COM	14A	LMH	10,065.00	100.0	10,065.00	1	1	100.0	1	0
2007	0016	4132	S5.075.06 SMALL, JOE	COM	14A	LMH	6,000.00	100.0	6,000.00	1	1	100.0	1	0
2007	0016	4133	S5.109.06 AMBROSINO, TONY	COM	14A	LMH	6,000.00	100.0	6,000.00	1	1	100.0	1	0
2007	0016	4134	S5.115.06 TINSLEY, LORRAINE	COM	14A	LMH	6,000.00	100.0	6,000.00	1	1	100.0	1	0
2007	0016	4135	S5.106.06 DANCY, SANDRA	COM	14A	LMH	6,000.00	100.0	6,000.00	1	1	100.0	1	0
2007	0016	4136	S5.090.06 GARCIA, FELIPE	COM	14A	LMH	5,780.00	100.0	5,780.00	1	1	100.0	1	0
2007	0016	4137	S3.071.06 REILLY, NINA	COM	14A	LMH	5,950.00	100.0	5,950.00	1	1	100.0	1	0
2007	0016	4138	S5.099.06 HOLMES, JIMMIE	COM	14A	LMH	5,623.00	100.0	5,623.00	1	1	100.0	1	0
2007	0016	4146	S5.044.06 ALSTOLA, GUNNER	COM	14A	LMH	6,000.00	100.0	6,000.00	1	1	100.0	1	0
2007	0016	4147	S5.036.06 MILLER, GLORIA	COM	14A	LMH	6,000.00	100.0	6,000.00	1	1	100.0	1	0
2007	0016	4148	S3.114.06 GARCIA, MARY	COM	14A	LMH	5,400.00	100.0	5,400.00	1	1	100.0	1	0
2007	0016	4149	S3.094.06 BLAKE, TERRANCE	COM	14A	LMH	6,000.00	100.0	6,000.00	1	1	100.0	1	0
2007	0016	4150	S4.069.06 GLORIA, ROBERT	COM	14A	LMH	5,800.00	100.0	5,800.00	1	1	100.0	1	0
2007	0016	4151	S4.050.06 ROSS, JOHN	COM	14A	LMH	5,970.00	100.0	5,970.00	1	1	100.0	1	0
2007	0016	4159	S3.129.06 MARTOS, JACINTO & BEATRICE	COM	14A	LMH	6,000.00	100.0	6,000.00	1	1	100.0	1	0
2007	0016	4169	S3.005.07 PAUL,SOPHIE	COM	14A	LMH	5,560.00	100.0	5,560.00	1	1	100.0	1	0
2007	0016	4170	S4.072.06 SUNDLIE, PJ	COM	14A	LMH	5,208.42	100.0	5,208.42	1	1	100.0	1	0
2007	0016	4214	S4.010.07 O'BRIEN MICHAEL	COM	14A	LMH	5,998.00	100.0	5,998.00	1	1	100.0	1	0
2007	0016	4215	S4.074.06 MIRACLE, ADRIENNE	COM	14A	LMH	5,903.00	100.0	5,903.00	1	1	100.0	1	0
2007	0016	4216	S4.004.07 LEE, RICK	COM	14A	LMH	5,996.00	100.0	5,996.00	1	1	100.0	1	0
2007	0016	4217	S3.124.06 JONES, PEGGY	COM	14A	LMH	6,000.00	100.0	6,000.00	1	1	100.0	1	0

PGM	PROJ	IDIS				MTX	NTL	Total		CDBG	OCCUPIED	UNITS	CUMULATIVE	
													OCCUPIED	UNITS
YEAR	ID	ACT ID	ACTIVITY NAME	STATUS	CD	OBJ		EST. AMT	% CDBG	DRAWN AMOUNT	TOTAL	L/M	% L/M	
2007	0016	4219	S4.001.07 HERNANDEZ, GABRIELA	COM	14A	LMH		5,995.00	100.0	5,995.00	1	1	100.0	1
2007	0016	4221	S5.012.07 WRIGHT, CHESTER-MAE	COM	14A	LMH		6,000.00	100.0	6,000.00	1	1	100.0	1
2007	0016	4311	9.04A-07 RIV. COUNTY OFFICE ON AGING	COM	14A	LMH		47,300.00	100.0	47,300.00	379	379	100.0	379
2007	0016	4312	S3.110.06 HERNANDEZ, ANGELA	COM	14A	LMH		5,529.00	100.0	5,529.00	1	1	100.0	1
2007	0016	4313	S1.040.06 SANCERI, CAROL	COM	14A	LMH		4,750.00	100.0	4,750.00	1	1	100.0	1
2007	0016	4314	S1.001.07 SERRATO, ROBERTO	COM	14A	LMH		5,350.00	100.0	5,350.00	1	1	100.0	1
2007	0016	4315	S3.128.06 PEACHER, DONALD	COM	14A	LMH		5,915.00	100.0	5,915.00	1	1	100.0	1
2007	0016	4316	S4.061.06 SCHRIER, ROSE	COM	14A	LMH		5,990.00	100.0	5,990.00	1	1	100.0	1
2007	0016	4317	S1.003.07 SEGADE, LYNDELL	COM	14A	LMH		5,700.00	100.0	5,700.00	1	1	100.0	1
2007	0016	4320	S5.123.06 WOODS, EVERETT	COM	14A	LMH		3,900.00	100.0	3,900.00	1	1	100.0	1
2007	0016	4329	S5.103.06 NIRA, CONCEPCION	COM	14A	LMH		6,000.00	100.0	6,000.00	1	1	100.0	1
2007	0016	4330	S5.130.06 GEHRKE, JUDITH	COM	14A	LMH		5,949.00	100.0	5,949.00	1	1	100.0	1
2007	0016	4334	S3.152.07 TAYLOR, DORIS	COM	14A	LMH		6,000.00	100.0	6,000.00	1	1	100.0	1
2007	0016	4348	S3.008.07 PEMBERTON, EARL	COM	14A	LMH		4,735.00	100.0	4,735.00	1	1	100.0	1
2007	0016	4349	S3.016.07 GRAMMER, VIRGINIA	COM	14A	LMH		5,856.00	100.0	5,856.00	1	1	100.0	1
2007	0016	4350	S3.012.07 STEWART, NORMA	COM	14A	LMH		5,990.00	100.0	5,990.00	1	1	100.0	1
2007	0016	4351	S5.006.07 MORENO, ADELA	COM	14A	LMH		5,995.00	100.0	5,995.00	1	1	100.0	1
2007	0016	4358	S3.117.07 CASTANEDA, GLORIA	COM	14A	LMH		4,560.00	100.0	4,560.00	1	1	100.0	1
2007	0016	4359	S5.016.07 BLOOMHUFF, NINA	COM	14A	LMH		6,000.00	100.0	6,000.00	1	1	100.0	1
2007	0016	4363	S5.015.07 YEDWALSKI, HARVEY	COM	14A	LMH		6,000.00	100.0	6,000.00	1	1	100.0	1
2007	0016	4364	S5.126.06 DECKER, SHIRLEY	COM	14A	LMH		5,550.00	100.0	5,550.00	1	1	100.0	1
2007	0016	4371	OTH3.060.07 WASHINGTON, BOBBY	COM	14A	LMH		4,606.00	100.0	4,606.00	1	1	100.0	1
2007	0016	4373	S4.016.07 ROBINSON, HELEN	COM	14A	LMH		5,582.00	100.0	5,582.00	1	1	100.0	1
2007	0016	4374	OTH3.050.07 DURAN, LOIS	COM	14A	LMH		5,807.00	100.0	5,807.00	1	1	100.0	1
2007	0016	4377	S5.033.07 BALDWIN, BEVERLY	COM	14A	LMH		3,780.00	100.0	3,780.00	1	1	100.0	1
2007	0016	4378	S5.082.06 PINA, RAMONA	COM	14A	LMH		6,000.00	100.0	6,000.00	1	1	100.0	1
2007	0016	4379	S5.024.07 SMITH, JOSEPH	COM	14A	LMH		6,000.00	100.0	6,000.00	1	1	100.0	1
2007	0016	4380	S3.118.07 RADFORD,MARGARET	COM	14A	LMH		4,890.00	100.0	4,890.00	1	1	100.0	1
2007	0016	4381	S5.023.07 CABRERA, ESTHER	COM	14A	LMH		5,950.00	100.0	5,950.00	1	1	100.0	1
2007	0016	4387	S5.044.07 ANDERSON, LOIS	COM	14A	LMH		5,267.00	100.0	5,267.00	1	1	100.0	1
2007	0016	4388	S1.023.07 HABIB, MARY LOU	COM	14A	LMH		5,620.00	100.0	5,620.00	1	1	100.0	1
2007	0016	4389	S4.021.07 DIXON, BETTY	COM	14A	LMH		6,000.00	100.0	6,000.00	1	1	100.0	1
2007	0016	4390	S3.206.07 SNYDER, SYLVIA	COM	14A	LMH		5,180.00	100.0	5,180.00	1	1	100.0	1
2007	0016	4391	S4.023.07 YANEZ, MANUELA	COM	14A	LMH		2,607.10	100.0	2,607.10	1	1	100.0	1
2007	0016	4400	S5.129.06 STANCHER, CATHERINE	COM	14A	LMH		6,000.00	100.0	6,000.00	1	1	100.0	1

PGM	PROJ	IDIS				MTX	NTL	Total		CDBG	OCCUPIED	UNITS	CUMULATIVE		
													OCCUPIED	UNITS	
YEAR	ID	ACT ID	ACTIVITY NAME	STATUS	CD	OBJ	EST. AMT	% CDBG	DRAWN AMOUNT	TOTAL	L/M	% L/M			
2007	0016	4404	S4.003.07 SHUMAN	COM	14A	LMH	6,000.00	100.0	6,000.00	1	1	100.0	1	0	
2007	0016	4405	S4.026.07 LUCIANI	COM	14A	LMH	6,000.00	100.0	6,000.00	1	1	100.0	1	0	
2007	0016	4406	S4.020.07 NORDWIG	COM	14A	LMH	5,800.00	100.0	5,800.00	1	1	100.0	1	0	
2007	0016	4407	S4.027.07 MAXWELL	COM	14A	LMH	5,950.00	100.0	5,950.00	1	1	100.0	1	0	
2007	0016	4409	S3.196.07 WRIGHT	COM	14A	LMH	5,700.00	100.0	5,700.00	1	1	100.0	1	0	
2007	0016	4426	SMELSER, MARY LOU	COM	14A	LMH	3,200.00	100.0	3,200.00	1	1	100.0	1	0	
2007	0016	4433	ALPERS, JOE	COM	14A	LMH	6,000.00	100.0	6,000.00	1	1	100.0	1	0	
2007	0016	4434	MAXLOEW, JUDITH	COM	14A	LMH	6,000.00	100.0	6,000.00	1	1	100.0	1	0	
2007	0016	4435	GOLDWATER, LORRAINE	COM	14A	LMH	3,595.00	100.0	3,595.00	1	1	100.0	1	0	
2007	0016	4436	RUMER, AUDREY	COM	14A	LMH	5,975.00	100.0	5,975.00	1	1	100.0	1	0	
2007	0016	4438	PITTMAN, KIRK	COM	14A	LMH	5,850.00	100.0	5,850.00	1	1	100.0	1	0	
2007	0016	4439	SAWATSKY, KAMI	COM	14A	LMH	5,965.00	100.0	5,965.00	1	1	100.0	1	0	
2007	0016	4440	DWYLITIS, LAVERLE	COM	14A	LMH	6,000.00	100.0	6,000.00	1	1	100.0	1	0	
2007	0016	4446	ENDSLEY, ARLENE	COM	14A	LMH	6,000.00	100.0	6,000.00	1	1	100.0	1	0	
2007	0016	4450	S4.0073.08F DOYLE, JOHN	COM	14A	LMH	6,000.00	100.0	6,000.00	1	1	100.0	1	0	
2007	0016	4451	S4.0051.08F CAVANAUGH, MARY	COM	14A	LMH	5,863.00	100.0	5,863.00	1	1	100.0	1	0	
2007	0016	4542	S4.0086.08F FOERSTER, JAMES	COM	14A	LMH	4,725.00	100.0	4,725.00	1	1	100.0	1	0	
2007	0016	4618	S1.036.07 MCDORMAN, MARY	COM	14A	LMH	5,725.00	100.0	5,725.00	1	1	100.0	1	0	
2007	0016	4619	S4.034.07 HACHTEN, BEVERLY	COM	14A	LMH	3,000.00	100.0	3,000.00	1	1	100.0	1	0	
2007	0016	4627	S5.0033.08 YORK, MARGIE	COM	14A	LMH	6,000.00	100.0	6,000.00	1	1	100.0	1	0	
2007	0016	4628	S5.0007.08 BRITTIAN, CHRISTINA	COM	14A	LMH	6,000.00	100.0	6,000.00	1	1	100.0	1	0	
2007	0016	4647	S3.249.07 PRUDHOMME, BEAULAH	COM	14A	LMH	6,000.00	100.0	6,000.00	1	1	100.0	1	0	
2007			TOTALS: BUDGETED/UNDERWAY					0.00	0.0	0.00	0	0	0.0	0	0
			COMPLETED					1,103,598.05	100.0	1,103,598.05	491	491	100.0	491	0
								1,103,598.05	100.0	1,103,598.05	491	491	100.0	491	0

PGM	PROJ	IDIS				MTX	NTL	Total		CDBG	OCCUPIED	UNITS	CUMULATIVE		
													OCCUPIED	UNITS	
YEAR	ID	ACT ID	ACTIVITY NAME		STATUS	CD	OBJ	EST. AMT	% CDBG	DRAWN AMOUNT	TOTAL	L/M	% L/M		
2006	0010	3790	H4.0135.05 BURTON, MASON & DORITA		COM	14A	LMH	10,920.00	100.0	10,920.00	1	1	100.0	1	0
2006	0010	3795	H4.0104.05 AMOS-WILLIAMS, BARBARA		COM	14A	LMH	38,699.00	100.0	38,699.00	1	1	100.0	1	0
2006	0010	3796	H4.0052.06 MELTON, DANETTE		COM	14A	LMH	20,000.00	100.0	20,000.00	1	1	100.0	1	0
2006	0010	3798	H4.0049.06 SILVA, PATRICIA		COM	14A	LMH	14,940.00	100.0	14,940.00	1	1	100.0	1	0
2006	0010	3804	H4.0058.06 COUTHREN, BETTY		COM	14A	LMH	22,985.00	100.0	22,985.00	1	1	100.0	1	0

PGM	PROJ	IDIS			MTX	NTL	Total		CDBG	OCCUPIED	UNITS	CUMULATIVE		
							EST. AMT	% CDBG				OCCUPIED	UNITS	
YEAR	ID	ACT ID	ACTIVITY NAME	STATUS	CD	OBJ			DRAWN AMOUNT	TOTAL	L/M	% L/M		
2006	0010	3805	H5.0055.04 MONTGOMERY, MURPHY & TONIA	COM	14A	LMH	25,000.00	100.0	25,000.00	1	1	100.0	1	0
2006	0010	3808	H4.0035.06 SOBRAZO, GILBERT	COM	14A	LMH	34,550.00	100.0	34,550.00	1	1	100.0	1	0
2006	0010	3809	H4.0128.05 RICHTER, WAYNE	COM	14A	LMH	15,318.00	100.0	15,318.00	1	1	100.0	1	0
2006	0010	3810	H4.0059.06 MENDEZ, JESUS & JOSEFINA	COM	14A	LMH	9,335.00	100.0	9,335.00	1	1	100.0	1	0
2006	0010	3819	H5.0110.05 JENKINS, BARBARA	COM	14A	LMH	19,995.00	100.0	19,995.00	1	1	100.0	1	0
2006	0010	3820	H4.0018.05 PATTERSON, KATHLEEN	COM	14A	LMH	25,000.00	100.0	25,000.00	1	1	100.0	1	0
2006	0010	3821	H5.0138.05 NIOSO, ELIZABETH	COM	14A	LMH	25,000.00	100.0	25,000.00	1	1	100.0	1	0
2006	0010	3835	H4.0024.06 OROZCO, DANIEL	COM	14A	LMH	21,425.53	100.0	21,425.53	1	1	100.0	1	0
2006	0010	3836	H4.0122.05 GENERA, RAUL	COM	14A	LMH	20,000.00	100.0	20,000.00	1	1	100.0	1	0
2006	0010	3955	H4.0025.06 SAUCEDO, ARTURO & YOLANDA	COM	14A	LMH	24,909.00	100.0	24,909.00	1	1	100.0	1	0
2006	0010	3956	H4.0028.06 NAVA, ROSALINA M.	COM	14A	LMH	51,334.00	39.0	20,000.00	1	1	100.0	1	0
2006	0010	3966	H4.0106.06 COSBY, PAULINE	COM	14A	LMH	20,000.00	100.0	20,000.00	1	1	100.0	1	0
2006	0010	4008	H5.103.06 RAMOS, DESIREE	COM	14A	LMH	28,956.00	100.0	28,956.00	1	1	100.0	1	0
2006	0010	4021	H3.0061.06 CECENA, MARIA	COM	14A	LMH	12,769.00	100.0	12,769.00	1	1	100.0	1	0
2006	0010	4022	WASHINGTON, AUSTON SR.	COM	14A	LMH	24,640.00	100.0	24,640.00	1	1	100.0	1	0
2006	0010	4026	H4.0112.06 MCCOY, APRIL	COM	14A	LMH	5,940.00	100.0	5,940.00	1	1	100.0	1	0
2006	0010	4033	H5.0113.06 LEON, BELINDA	COM	14A	LMH	18,199.00	100.0	18,199.00	1	1	100.0	1	0
2006	0010	4034	H5.0141.06 RIVERS, JOSEPH	COM	14A	LMH	20,970.00	100.0	20,970.00	1	1	100.0	1	0
2006	0010	4035	H4.0138.06 FRANZ, JOSETT	COM	14A	LMH	21,066.00	100.0	21,066.00	1	1	100.0	1	0
2006	0010	4039	H4.0026.06 GOMEZ, MANUEL & MARIA	COM	14A	LMH	23,610.00	100.0	23,610.00	1	1	100.0	1	0
2006	0010	4044	H4.0153.06 MACK, ROZENE & EVELYN	COM	14A	LMH	24,990.00	100.0	24,990.00	1	1	100.0	1	0
2006	0010	4045	H4.0134.05 LEWIS, KAY	COM	14A	LMH	25,000.00	100.0	25,000.00	1	1	100.0	1	0
2006	0010	4046	H4.0119.06 AUSTIN, BETTY J.	COM	14A	LMH	24,380.00	100.0	24,380.00	1	1	100.0	1	0
2006	0010	4047	H5.0140.06 GUNN, GRACE	COM	14A	LMH	22,115.00	100.0	22,115.00	1	1	100.0	1	0
2006	0010	4051	H4.0132.06 APODACA, JOSEFINA & MARGARITA	COM	14A	LMH	18,654.00	100.0	18,654.00	1	1	100.0	1	0
2006	0010	4052	H5.0101.06 STABILE, VITO & MARY	COM	14A	LMH	22,900.00	100.0	22,900.00	1	1	100.0	1	0
2006	0010	4053	H1.0150.06 PINION, VERONICA & KELLY	COM	14A	LMH	23,340.00	100.0	23,340.00	1	1	100.0	1	0
2006	0010	4054	H5.0133.06 FRANCO, MANUEL & ANN	COM	14A	LMH	27,421.00	100.0	27,421.00	1	1	100.0	1	0
2006	0010	4055	H5.0030.06 DIXSON, DARLENE	COM	14A	LMH	20,000.00	100.0	20,000.00	1	1	100.0	1	0
2006	0010	4058	H5.0017.06 HEARN, LENORE	COM	14A	LMH	19,956.00	100.0	19,956.00	1	1	100.0	1	0
2006	0010	4059	H1.0193.06	COM	14A	LMH	27,072.07	100.0	27,072.07	1	1	100.0	1	0
2006	0010	4060	H3.0162.06 NICHOLS, GLENN & JEANNE	COM	14A	LMH	22,405.00	100.0	22,405.00	1	1	100.0	1	0
2006	0010	4061	H5.0202.06 MARK, DENNY	COM	14A	LMH	28,743.31	100.0	28,743.31	1	1	100.0	1	0
2006	0010	4063	H4.0043.06 RESENDEZ, EVANGELINA P.	COM	14A	LMH	14,720.00	100.0	14,720.00	1	1	100.0	1	0
2006	0010	4064	H4.0180.06 JOHNSON, MARTHA	COM	14A	LMH	25,000.00	100.0	25,000.00	1	1	100.0	1	0

PGM	PROJ	IDIS	ACT ID	ACTIVITY NAME	STATUS	MTX	NTL	Total		CDBG	OCCUPIED	UNITS	CUMULATIVE		
								EST.	%				OCCUPIED	UNITS	
YEAR	ID					CD	OBJ	AMT	CDBG	DRAWN	TOTAL	L/M	% L/M		
2006	0010	4065	H5.0152.06	CREEL, BRENDA	COM	14A	LMH	15,249.00	100.0	15,249.00	1	1	100.0	1	0
2006	0010	4066	H1.0037.06	MELCHOR, ANNAMARIE	COM	14A	LMH	27,385.00	100.0	27,385.00	1	1	100.0	1	0
2006	0010	4067	H5.0155.06	WALDON, SHELIA	COM	14A	LMH	34,708.00	100.0	34,708.00	1	1	100.0	1	0
2006	0010	4073	H3.0218.06	KIMPORT, CATHY	COM	14A	LMH	20,000.00	100.0	20,000.00	1	1	100.0	1	0
2006	0010	4074	H5.0195.06	MANGUN, NANCY	COM	14A	LMH	19,140.00	100.0	19,140.00	1	1	100.0	1	0
2006	0010	4079	H3.0094.06	DUNN, LACINDA	COM	14A	LMH	19,300.00	100.0	19,300.00	1	1	100.0	1	0
2006	0010	4080	H4.0211.06	PENA, ROSALINA & MARIO	COM	14A	LMH	26,490.00	100.0	26,490.00	1	1	100.0	1	0
2006	0010	4081	H4.0200.06	FOSTER, YVONNE	COM	14A	LMH	27,300.00	100.0	27,300.00	1	1	100.0	1	0
2006	0010	4082	H4.0190.06	CELAYA, ARNOLDO	COM	14A	LMH	31,790.00	100.0	31,790.00	1	1	100.0	1	0
2006	0010	4083	H3.0063.06	PETERS, RITA	COM	14A	LMH	22,435.00	100.0	22,435.00	1	1	100.0	1	0
2006	0010	4084	H4.0229.06	FREEDLAND, HELEN	COM	14A	LMH	19,700.00	100.0	19,700.00	1	1	100.0	1	0
2006	0010	4088	H3.0098.06	HAYES, ALCIDE & DELORES	COM	14A	LMH	19,706.36	100.0	19,706.36	1	1	100.0	1	0
2006	0010	4089		ROBINSON, RENEE	COM	14A	LMH	9,626.00	100.0	9,626.00	1	1	100.0	1	0
2006	0010	4090	H5.0109.05	LASSITER, MAXINE	COM	14A	LMH	20,000.00	100.0	20,000.00	1	1	100.0	1	0
2006	0010	4096		BUNTON, IMOGENE	COM	14A	LMH	9,555.00	100.0	9,555.00	1	1	100.0	1	0
2006	0010	4097	H4.0199.06	JAIMES, ARGELIA	COM	14A	LMH	17,777.00	100.0	17,777.00	1	1	100.0	1	0
2006	0010	4098	H4.0123.06	MORALES, NORA	COM	14A	LMH	20,000.00	100.0	20,000.00	1	1	100.0	1	0
2006	0010	4099	H3.0216.06	RANKIN, ELMER	COM	14A	LMH	22,725.00	100.0	22,725.00	1	1	100.0	1	0
2006	0010	4100	H3.0115.06	MORGAN, PATSY	COM	14A	LMH	19,770.00	100.0	19,770.00	1	1	100.0	1	0
2006	0010	4101	H5.0156.06	KAFOA, LOUISE	COM	14A	LMH	28,730.00	100.0	28,730.00	1	1	100.0	1	0
2006	0010	4103	H4.0197.06	HERNANDEZ, PILAR	COM	14A	LMH	19,264.00	100.0	19,264.00	1	1	100.0	1	0
2006	0010	4104	H3.0235.06	CARLSON, ROBERT & MARGARET	COM	14A	LMH	14,320.00	100.0	14,320.00	1	1	100.0	1	0
2006	0011	3786		SENIOR HOME REPAIR 2006	COM	14A	LMH	257,691.06	100.0	257,691.06	137	137	100.0	137	0
2006	0011	3897	0.414	OFFICE ON AGING SENIOR HOME REPAIR	COM	14A	LMH	40,000.00	100.0	40,000.00	365	365	100.0	365	0
2006	0011	4115	S3.112.06	JONES, CAROL	COM	14A	LMH	6,000.00	100.0	6,000.00	1	1	100.0	1	0
2006	0011	4118	S3.098.06	LEWIS, JACK	COM	14A	LMH	6,000.00	100.0	6,000.00	1	1	100.0	1	0
2006	0011	4119	S5.042.06	ARNOVE, SYLVIA	COM	14A	LMH	6,000.00	100.0	6,000.00	1	1	100.0	1	0
2006	0011	4120	S5.071.06	BALL, YVONNE	COM	14A	LMH	5,973.00	100.0	5,973.00	1	1	100.0	1	0
2006	0011	4121	S3.049.06	RUDITIS, MARGARET	COM	14A	LMH	3,890.00	100.0	3,890.00	1	1	100.0	1	0
2006	0011	4122	S5.119.06	WALKER, CHARLES	COM	14A	LMH	6,000.00	100.0	6,000.00	1	1	100.0	1	0
2006	0011	4123	S3.070.06	ROY, ELIZABETH	COM	14A	LMH	3,455.00	100.0	3,455.00	1	1	100.0	1	0
2006	0011	4124	S3.080.06	ELDER, AILEEN	COM	14A	LMH	4,950.00	100.0	4,950.00	1	1	100.0	1	0
2006	0201	4024	4.498	EL SOLANO APART. REHABILITATION	COM	14B	LMH	974,354.86	100.0	974,354.86	58	55	94.8	0	58
2006		TOTALS: BUDGETED/UNDERWAY						0.00	0.0	0.00	0	0	0.0	0	0

PGM YEAR	PROJ ID	IDIS ACT ID	ACTIVITY NAME	STATUS	MTX NTL		Total EST. AMT	% CDBG	CDBG DRAWN AMOUNT	OCCUPIED TOTAL	UNITS L/M	% L/M	CUMULATIVE	
					CD	OBJ							OCCUPIED	UNITS
				COMPLETED			2,681,541.19	98.8	2,650,207.19	630	627	99.5	572	58
							2,681,541.19	98.8	2,650,207.19	630	627	99.5	572	58

PGM YEAR	PROJ ID	IDIS ACT ID	ACTIVITY NAME	STATUS	MTX CD	NTL OBJ	Total		CDBG DRAWN AMOUNT	OCCUPIED TOTAL	UNITS L/M	% L/M	CUMULATIVE	
							EST. AMT	% CDBG					OCCUPIED	UNITS
2005	0130	3723	H5.0110.04X HERNANDEZ, SARAH	COM	14A	LMH	21,365.00	100.0	21,365.00	1	1	100.0	0	1
2005	0130	3726	H4.0069.05X COOPER, JOLENE	COM	14A	LMH	24,123.00	100.0	24,123.00	1	1	100.0	0	1
2005	0130	3730	H4.0125.05X ROBINS, ROSALIE B	COM	14A	LMH	23,470.00	100.0	23,470.00	1	1	100.0	1	0
2005	0130	3731	H4.0112.05X SANCHEZ, ADELA	COM	14A	LMH	31,298.60	100.0	31,298.60	1	1	100.0	1	0
2005	0130	3735	H1.0094.05X TABARES, ALFREDO	COM	14A	LMH	22,249.00	100.0	22,249.00	1	1	100.0	1	0
2005	0130	3737	H4.0091.05X RODARTE, ENRIQUE	COM	14A	LMH	39,600.00	50.0	19,800.00	1	1	100.0	1	0
2005	0130	3740	H4.0096.05X CASTILLO, EVELIA	COM	14A	LMH	19,900.00	100.0	19,900.00	1	1	100.0	1	0
2005	0130	3745	H5015305 THOMPSON, JUANITA	COM	14A	LMH	5,895.00	100.0	5,895.00	1	1	100.0	1	0
2005	0130	3749	H4.0062.05 SANCHEZ, MARGARITA	COM	14A	LMH	21,507.00	100.0	21,507.00	1	1	100.0	1	0
2005	0130	3750	H5.0083.04 PATRICK, HENRIETTA & WILLIE	COM	14A	LMH	23,118.00	100.0	23,118.00	1	1	100.0	1	0
2005	0130	3751	H5.0269.03 MCFADDEN, BOBBIE	COM	14A	LMH	26,750.00	100.0	26,750.00	1	1	100.0	1	0
2005	0130	3753	H4.0116.05 ROBERTSON, ROBERTA	COM	14A	LMH	33,295.00	100.0	33,295.00	1	1	100.0	1	0
2005	0130	3756	H4.0002.06 VALENCIA, ROGELIO	COM	14A	LMH	23,325.00	100.0	23,325.00	1	1	100.0	1	0
2005	0130	3757	H4.0115.05 BUTLER, TRAVESTINE	COM	14A	LMH	23,720.00	100.0	23,720.00	1	1	100.0	1	0
2005	0130	3762	H4.0006.06 ORIGEL, TERESA	COM	14A	LMH	23,285.00	100.0	23,285.00	1	1	100.0	1	0
2005	0130	3763	H4.0108.05 CHARRETTE, COLLEEN	COM	14A	LMH	14,575.00	100.0	14,575.00	1	1	100.0	1	0
2005	0130	3766	H3.0006.06 BELLAVANCE, NANCY	COM	14A	LMH	12,450.00	100.0	12,450.00	1	1	100.0	1	0
2005	0130	3771	H5.0015.06 WILLIAMS, JOHN	COM	14A	LMH	38,250.00	100.0	38,250.00	1	1	100.0	1	0
2005	0131	3591	0.712 SENIOR HOME REPAIR	COM	14A	LMH	100,000.00	100.0	100,000.00	13	13	100.0	13	0
2005 TOTALS: BUDGETED/UNDERWAY							0.00	0.0	0.00	0	0	0.0	0	0
COMPLETED							528,175.60	96.2	508,375.60	31	31	100.0	29	2
							528,175.60	96.2	508,375.60	31	31	100.0	29	2

PGM YEAR	PROJ ID	IDIS ACT ID	ACTIVITY NAME	STATUS	MTX NTL		Total EST. AMT	% CDBG	DRAWN AMOUNT	CDBG TOTAL	OCCUPIED TOTAL	UNITS L/M	% L/M	CUMULATIVE	
					CD	OBJ								OCCUPIED	UNITS
2004	0142	3210	4.420 TRIBAL HOUSING REHABILITATION PROG	COM	14A	LMH	10,000.00	100.0	10,000.00	10	10	100.0	0	10	

PGM	PROJ	IDIS		MTX	NTL	Total		CDBG	OCCUPIED	UNITS	CUMULATIVE	
											OCCUPIED	UNITS
YEAR	ID	ACT ID	ACTIVITY NAME	STATUS	CD	OBJ	EST. AMT	% CDBG	DRAWN AMOUNT	TOTAL	L/M	% L/M
2004	0215	3339	H4.0044.04X ZARCO, CATALINA/KARLA	COM	14A	LMH	20,428.00	100.0	20,428.00	1	1	100.0
2004	0215	3342	H5.0231.02X TOPETE, VERONICA/ARTURO	COM	14A	LMH	21,200.00	100.0	21,200.00	1	1	100.0
2004	0215	3343	LETTTS, CYNTHIA R.	COM	14A	LMH	19,750.00	100.0	19,750.00	1	1	100.0
2004	0215	3346	RESENDIZ, RAUL & MARGARITA	COM	14A	LMH	20,600.00	100.0	20,600.00	1	1	100.0
2004	0215	3347	KIKTAVI, PATRICIA	COM	14A	LMH	19,905.00	100.0	19,905.00	1	1	100.0
2004	0215	3361	HAWKINS, LIZZIE	COM	14A	LMH	20,280.00	100.0	20,280.00	1	1	100.0
2004	0215	3374	GARCIA, VICTOR & MARIA	COM	14A	LMH	20,725.00	100.0	20,725.00	1	1	100.0
2004	0215	3375	BOULANGER, MARIE	COM	14A	LMH	68,975.00	100.0	68,975.00	1	1	100.0
2004	0215	3378	H5.0286.03 DELEON, ALICE	COM	14A	LMH	20,945.00	100.0	20,945.00	1	1	100.0
2004	0215	3379	H3.0251.03 QUINN, JENNIFER	COM	14A	LMH	22,846.00	100.0	22,846.00	1	1	100.0
2004	0215	3382	HERRERA, ARLENE	COM	14A	LMH	19,985.00	100.0	19,985.00	1	1	100.0
2004	0215	3383	H5.0135.04X AVALOS, RAMONA	COM	14A	LMH	18,276.00	100.0	18,276.00	1	1	100.0
2004	0215	3384	BOWEN, BARBARA	COM	14A	LMH	22,630.00	100.0	22,630.00	1	1	100.0
2004	0215	3385	SHEPPARD, GLYNIS	COM	14A	LMH	20,996.00	100.0	20,996.00	1	1	100.0
2004	0215	3386	GRAY, CHARLES E.	COM	14A	LMH	19,895.00	100.0	19,895.00	1	1	100.0
2004	0215	3387	HOULIHAN, JOHN & VERONICA	COM	14A	LMH	19,800.00	100.0	19,800.00	1	1	100.0
2004	0215	3389	ORTEGA, MICHAEL & TERESA	COM	14A	LMH	19,225.00	100.0	19,225.00	1	1	100.0
2004	0215	3390	DUNN, THOMAS & FRANCES	COM	14A	LMH	19,583.00	100.0	19,583.00	1	1	100.0
2004	0215	3395	CISNEROS, MARIA	COM	14A	LMH	18,635.00	100.0	18,635.00	1	1	100.0
2004	0215	3400	ECTOR, MARCUS	COM	14A	LMH	20,000.00	100.0	20,000.00	1	1	100.0
2004	0215	3406	HAMMOCK, GERALD & WANDA	COM	14A	LMH	19,080.00	100.0	19,080.00	1	1	100.0
2004	0215	3407	SMITH, EDDIE D.	COM	14A	LMH	3,500.00	100.0	3,500.00	1	1	100.0
2004	0215	3412	MERCANDANTE, PETER	COM	14A	LMH	21,368.00	100.0	21,368.00	1	1	100.0
2004	0215	3413	BARRERA, MARCOS	COM	14A	LMH	19,915.00	100.0	19,915.00	1	1	100.0
2004	0215	3415	NUCCIO, DREMA J.	COM	14A	LMH	18,200.00	100.0	18,200.00	1	1	100.0
2004	0215	3416	RODRIGUEZ, MARGARITO	COM	14A	LMH	5,486.00	100.0	5,486.00	1	1	100.0
2004	0215	3425	H5.0034.04 JUAREZ, ALICIA	COM	14A	LMH	20,540.00	100.0	20,540.00	1	1	100.0
2004	0215	3426	LOPEZ, JESUS & YOLANDA	COM	14A	LMH	5,486.00	100.0	5,486.00	1	1	100.0
2004	0215	3428	H3.0183.04X HILDEBRAND, PERSIS	COM	14A	LMH	11,080.00	100.0	11,080.00	1	1	100.0
2004	0215	3432	H5.0267.03 MCGRAW, KATHY	COM	14A	LMH	21,200.00	100.0	21,200.00	1	1	100.0
2004	0215	3445	LOZANO, MIGUEL	COM	14A	LMH	5,486.00	100.0	5,486.00	1	1	100.0
2004	0215	3451	H5.0184.04 CHAGOLLA, RUBEN	COM	14A	LMH	22,020.00	100.0	22,020.00	1	1	100.0
2004	0215	3452	STRICKLAND, JEFFERY	COM	14A	LMH	20,220.00	100.0	20,220.00	1	1	100.0
2004	0215	3454	H5.0096.04X MILLER, JANET	COM	14A	LMH	20,000.00	100.0	20,000.00	1	1	100.0
2004	0215	3456	H3.0157.04X AUSTIN, CHARLES	COM	14A	LMH	19,395.00	100.0	19,395.00	1	1	100.0

PGM	PROJ	IDIS			MTX	NTL	Total		CDBG	OCCUPIED	UNITS	CUMULATIVE		
												OCCUPIED	UNITS	
YEAR	ID	ACT ID	ACTIVITY NAME	STATUS	CD	OBJ	EST. AMT	% CDBG	DRAWN AMOUNT	TOTAL	L/M	% L/M		
2004	0215	3458	H1.0182.04X RUBIO, ROGELIO	COM	14A	LMH	19,740.00	100.0	19,740.00	1	1	100.0	0	1
2004	0215	3461	H4.0027.05X SILVA, MARTIN & NORMA	COM	14A	LMH	20,000.00	100.0	20,000.00	1	1	100.0	0	1
2004	0215	3462	H4.0046.05X TORRES, RAYMUNDO	COM	14A	LMH	5,486.00	100.0	5,486.00	1	1	100.0	1	0
2004	0215	3463	H1.0180.04X HARVEY, BETTIE T	COM	14A	LMH	9,070.00	100.0	9,070.00	1	1	100.0	0	1
2004	0215	3464	H4.0140.04X LOPEZ, JOHN G.	COM	14A	LMH	9,200.00	100.0	9,200.00	1	1	100.0	0	1
2004	0215	3478	H5.0098.04X PADON, KARI-LEAH	COM	14A	LMH	20,315.00	100.0	20,315.00	1	1	100.0	0	1
2004	0215	3479	H5.0150.04X ROBERTS, WILLIAM	COM	14A	LMH	21,190.00	100.0	21,190.00	1	1	100.0	0	1
2004	0215	3482	H2.0127.03X FROMSON, LINDA	COM	14A	LMH	18,275.00	100.0	18,275.00	1	1	100.0	0	1
2004	0215	3485	H3.0011.05 ENGLAND, DONYELL	COM	14A	LMH	20,313.00	100.0	20,313.00	1	1	100.0	0	1
2004	0215	3487	H2.0003.05X BRICKEN, CHARLET	COM	14A	LMH	19,987.00	100.0	19,987.00	1	1	100.0	0	1
2004	0215	3488	H1.0086.05X KEPLEY, NANCY	COM	14A	LMH	20,335.00	68.0	13,835.00	1	1	100.0	0	1
2004	0215	3489	H2.0120.04X CABALLERO, YVONNE	COM	14A	LMH	21,078.00	100.0	21,078.00	1	1	100.0	0	1
2004	0215	3491	H5.0126.04X JOHNSON, IVA	COM	14A	LMH	20,000.00	100.0	20,000.00	1	1	100.0	0	1
2004	0215	3492	H5.0034.05X YANEZ, SHARON	COM	14A	LMH	46,925.00	100.0	46,925.00	1	1	100.0	0	1
2004	0215	3493	H1.0047.05X HALL, LETTIE L	COM	14A	LMH	19,575.00	100.0	19,575.00	1	1	100.0	0	1
2004	0215	3494	H4.0015.05X ESCALERA, GONZALO/GUADALUPE	COM	14A	LMH	20,000.00	100.0	20,000.00	1	1	100.0	0	1
2004	0215	3495	H4.0058.05X WING, DARLENE	COM	14A	LMH	9,150.00	100.0	9,150.00	1	1	100.0	0	1
2004	0215	3496	H5.0053.04X HARRIS, DIANNIA	COM	14A	LMH	19,900.00	100.0	19,900.00	1	1	100.0	0	1
2004	0215	3497	H4.0055.05X SANCHEZ, GUADALUPE	COM	14A	LMH	21,529.00	100.0	21,529.00	1	1	100.0	0	1
2004	0215	3573	H4.0049.05X PLUMB, CATHERINE	COM	14A	LMH	18,099.00	100.0	18,099.00	1	1	100.0	0	1
2004	0215	3574	H4.0075.05X JONES, KATHERINE	COM	14A	LMH	22,955.00	100.0	22,955.00	1	1	100.0	0	1
2004	0215	3575	H3.0072.05X VANG, TOMMY	COM	14A	LMH	20,000.00	100.0	20,000.00	1	1	100.0	0	1
2004	0215	3589	H5.0064.05X ANZURES, LUCY & ERNESTO	COM	14A	LMH	31,600.00	100.0	31,600.00	1	1	100.0	0	1
2004	0216	3285	0.672 SENIOR HOME REPAIR	COM	14A	LMH	221,211.67	100.0	221,211.67	64	64	100.0	64	0
2004	0216	3337	0.673 OOA-OFFICE ON AGING 2004-05	COM	14A	LMH	40,000.00	100.0	40,000.00	227	227	100.0	227	0
2004	0237	3393	4.259X TORRES-MARTINEZ MOBILE HOME PARK	COM	12	LMH	320,844.93	0.0	320,844.93	0	0	0.0	0	0
2004	0247	3480	2.NR071 REBUILDING TOGETHER RIVERSIDE	COM	14A	LMH	3,208.12	100.0	3,208.12	1	1	100.0	0	1
2004 TOTALS: BUDGETED/UNDERWAY							0.00	0.0	0.00	0	0	0.0	0	0
COMPLETED							1,737,641.72	99.6	1,731,141.72	360	360	100.0	292	68
							1,737,641.72	99.6	1,731,141.72	360	360	100.0	292	68

PGM	PROJ	IDIS		MTX	NTL	Total		CDBG	OCCUPIED	UNITS	CUMULATIVE	
											OCCUPIED	UNITS
YEAR	ID	ACT ID	ACTIVITY NAME	STATUS	CD	OBJ	EST. AMT	% CDBG	DRAWN AMOUNT	TOTAL	L/M	% L/M

PGM	PROJ	IDIS			MTX	NTL	Total		CDBG	OCCUPIED	UNITS	CUMULATIVE		
							EST. AMT	% CDBG				DRAWN AMOUNT	TOTAL	L/M
YEAR	ID	ACT ID	ACTIVITY NAME	STATUS	CD	OBJ								
2003	0164	2772	4.IN152 EMERGENCY HOUSING ASSISTANCE PRO	COM	14A	LMH	19,222.00	0.0	19,222.00	0	0	0.0	0	0
2003	0211	2974	CASTANEDA, MARIA & ANDRES	COM	14A	LMH	17,080.00	100.0	17,080.00	1	1	100.0	0	1
2003	0211	2975	BOWEN, ROBIN M.	COM	14A	LMH	17,710.00	100.0	17,710.00	1	1	100.0	0	1
2003	0211	2976	H5.0103.02 LITTLE, FLORENCE	COM	14A	LMH	25,299.00	100.0	25,299.00	1	1	100.0	0	1
2003	0211	2977	LABEAUX, VENIA	COM	14A	LMH	19,560.00	100.0	19,560.00	1	1	100.0	0	1
2003	0211	2981	CALDERON, SANDRA	COM	14A	LMH	20,757.00	100.0	20,757.00	1	1	100.0	0	1
2003	0211	2982	SALAZAR, GLORIA	COM	14A	LMH	20,410.00	100.0	20,410.00	1	1	100.0	0	1
2003	0211	2983	SAM, EUGENE & JOANN	COM	14A	LMH	20,000.00	100.0	20,000.00	1	1	100.0	0	1
2003	0211	3000	MCFRAZIER, GUSTAVIA	COM	14A	LMH	19,985.00	100.0	19,985.00	1	1	100.0	0	1
2003	0211	3001	RAMOS, MARIA L.	COM	14A	LMH	16,981.00	100.0	16,981.00	1	1	100.0	0	1
2003	0211	3002	ELMORE, SHARON & ALBERT	COM	14A	LMH	18,387.00	100.0	18,387.00	1	1	100.0	0	1
2003	0211	3003	H5.0291.03 ABRAHAM, JOYCE	COM	14A	LMH	19,740.00	100.0	19,740.00	1	1	100.0	0	1
2003	0211	3006	MONTES, MARY LOU AND BELINDA GUILIN	COM	14A	LMH	19,900.00	100.0	19,900.00	1	1	100.0	0	1
2003	0211	3026	ARMENT, J.T. AND EFFIE CAMPBELL	COM	14A	LMH	17,750.00	100.0	17,750.00	1	1	100.0	0	1
2003	0211	3027	PRENTICE, VIVIAN C.	COM	14A	LMH	14,073.00	100.0	14,073.00	1	1	100.0	0	1
2003	0211	3028	AVINA, DANIEL & ALEJANDRA	COM	14A	LMH	19,870.00	100.0	19,870.00	1	1	100.0	0	1
2003	0211	3035	ARCARA, SOPHIA	COM	14A	LMH	19,700.00	100.0	19,700.00	1	1	100.0	0	1
2003	0211	3041	ARIAS, SYLVIA	COM	14A	LMH	16,000.00	100.0	16,000.00	1	1	100.0	0	1
2003	0211	3050	LEWIS, IVYE	COM	14A	LMH	9,850.00	100.0	9,850.00	1	1	100.0	0	1
2003	0211	3051	GOOD, MICHAEL K.	COM	14A	LMH	1,733.00	100.0	1,733.00	1	1	100.0	0	1
2003	0211	3054	STONEHAM, MARY D.	COM	14A	LMH	20,320.00	100.0	20,320.00	1	1	100.0	0	1
2003	0211	3055	MORAN, MANUEL & MARIA	COM	14A	LMH	18,351.00	100.0	18,351.00	1	1	100.0	0	1
2003	0211	3057	SAMPSON, LAVERNE	COM	14A	LMH	19,999.00	100.0	19,999.00	1	1	100.0	0	1
2003	0211	3062	GARCIA, ELVA R.	COM	14A	LMH	12,579.00	100.0	12,579.00	1	1	100.0	0	1
2003	0211	3074	NIEMI, LAURA E.	COM	14A	LMH	19,890.00	100.0	19,890.00	1	1	100.0	0	1
2003	0211	3226	H5.0024.04X JOHNSON, REGINA O.	COM	14A	LMH	28,840.00	100.0	28,840.00	1	1	100.0	0	1
2003	0211	3313	HOLTZMAN, GAIL F.	COM	14A	LMH	20,000.00	100.0	20,000.00	1	1	100.0	0	1
2003	0211	3315	PITCHFORD, CHARLES & GLORIA	COM	14A	LMH	19,185.00	100.0	19,185.00	1	1	100.0	0	1
2003	0211	3316	AVINA, PAUL R.	COM	14A	LMH	19,077.00	100.0	19,077.00	1	1	100.0	0	1
2003	0211	3317	STONE, KATHRYN	COM	14A	LMH	2,500.00	100.0	2,500.00	1	1	100.0	0	1
2003	0211	3320	H5.0133.03X TREVINO, SUSAN L.	COM	14A	LMH	20,000.00	100.0	20,000.00	1	1	100.0	0	1
2003	0211	3329	BABB, LORAIN	COM	14A	LMH	19,520.00	100.0	19,520.00	1	1	100.0	0	1
2003	0211	3330	KERNES, DEBBIE D.	COM	14A	LMH	9,220.00	100.0	9,220.00	1	1	100.0	0	1
2003	0211	3331	ZAKIAN, PHYLLIS	COM	14A	LMH	12,550.00	100.0	12,550.00	1	1	100.0	0	1
2003	0213	2615	0.418 ESHR CONTRACTORS 03-04	COM	14A	LMH	100,000.00	0.0	100,000.00	0	0	0.0	0	0

PGM YEAR	PROJ ID	IDIS ACT ID	ACTIVITY NAME	STATUS	MTX NTL		Total		CDBG DRAWN AMOUNT	OCCUPIED TOTAL	UNITS L/M	% L/M	CUMULATIVE	
					CD	OBJ	EST. AMT	% CDBG					OCCUPIED	UNITS
2003	0213	2616	0.419 OFFICE ON AGING 03-04	COM	14A	LMH	40,000.00	0.0	40,000.00	0	0	0.0	0	0
2003 TOTALS: BUDGETED/UNDERWAY							0.00	0.0	0.00	0	0	0.0	0	0
COMPLETED							736,038.00	100.0	736,038.00	33	33	100.0	0	33
							736,038.00	100.0	736,038.00	33	33	100.0	0	33

PGM YEAR	PROJ ID	IDIS ACT ID	ACTIVITY NAME	STATUS	MTX NTL		Total		CDBG DRAWN AMOUNT	OCCUPIED TOTAL	UNITS L/M	% L/M	CUMULATIVE	
					CD	OBJ	EST. AMT	% CDBG					OCCUPIED	UNITS
2002	0129	2433	4.312 4TH DIST.MOBILE HOME PRK FIRE SAFE	COM	14A	LMH	10,000.00	100.0	10,000.00	147	147	100.0	0	147
2002	0168	2479	4.PD101 "MAKE A DIFFERENCE" HOME IMPROV.	COM	14A	LMH	63,153.80	100.0	63,153.80	106	106	100.0	0	106
2002	0186	2524	FRAZIER, MALARIA	COM	14A	LMH	26,217.00	100.0	26,217.00	1	1	100.0	0	1
2002	0186	2525	ELLISTON, HELEN J.	COM	14A	LMH	24,920.66	100.0	24,920.66	1	1	100.0	0	1
2002	0186	2526	TERRY, FRANCES L.	COM	14A	LMH	2,900.00	100.0	2,900.00	1	1	100.0	0	1
2002	0186	2527	RENFROE, CYNTHIA	COM	14A	LMH	7,270.00	100.0	7,270.00	1	1	100.0	0	1
2002	0186	2528	BELL, TRACY A.	COM	14A	LMH	15,111.92	100.0	15,111.92	1	1	100.0	0	1
2002	0186	2529	CHRIST, ABRAHAM	COM	14A	LMH	8,210.00	100.0	8,210.00	1	1	100.0	0	1
2002	0186	2530	ESTEBAN, AURELIO & ANITA	COM	14A	LMH	15,000.00	100.0	15,000.00	1	1	100.0	0	1
2002	0186	2531	PEDROZA, RODRIGO & TANYA	COM	14A	LMH	14,900.00	100.0	14,900.00	1	1	100.0	0	1
2002	0186	2532	MUESSEL, RUDY	COM	14A	LMH	9,714.00	100.0	9,714.00	1	1	100.0	0	1
2002	0186	2535	JONES, DIXIE A.	COM	14A	LMH	21,050.00	100.0	21,050.00	1	1	100.0	0	1
2002	0186	2536	WILSON, WILLIE & FLORA	COM	14A	LMH	9,600.00	100.0	9,600.00	1	1	100.0	0	1
2002	0186	2537	VOGT, MONIKA	COM	14A	LMH	15,582.00	100.0	15,582.00	1	1	100.0	0	1
2002	0186	2538	ESPERON, STEVEN	COM	14A	LMH	2,950.00	100.0	2,950.00	1	1	100.0	0	1
2002	0186	2539	STRAIN, JANET	COM	14A	LMH	4,617.00	100.0	4,617.00	1	1	100.0	0	1
2002	0186	2542	MELVIN, CYNTHIA	COM	14A	LMH	15,000.00	100.0	15,000.00	1	1	100.0	0	1
2002	0186	2546	ASHTON, STEPHEN	COM	14A	LMH	980.00	100.0	980.00	1	1	100.0	0	1
2002	0186	2548	VIZCARRA, JESUS & MARBELLA	COM	14A	LMH	14,556.00	100.0	14,556.00	1	1	100.0	0	1
2002	0186	2549	EVANS, ARRESSIE	COM	14A	LMH	12,072.00	100.0	12,072.00	1	1	100.0	0	1
2002	0186	2550	POTTER, JOAN	COM	14A	LMH	10,935.00	100.0	10,935.00	1	1	100.0	0	1
2002	0186	2551	EIFLING, RUBY	COM	14A	LMH	12,445.00	100.0	12,445.00	1	1	100.0	0	1
2002	0186	2552	BOWMAN, DARLENE A.	COM	14A	LMH	23,600.00	100.0	23,600.00	1	1	100.0	0	1
2002	0186	2553	DEROULE, YVONNE H.	COM	14A	LMH	2,649.00	100.0	2,649.00	1	1	100.0	0	1
2002	0186	2554	KAY, KATHRINE A.	COM	14A	LMH	7,575.00	100.0	7,575.00	1	1	100.0	0	1
2002	0186	2555	ALVAREZ, ANITA	COM	14A	LMH	5,000.00	100.0	5,000.00	1	1	100.0	0	1

PGM	PROJ	IDIS			MTX	NTL	Total		CDBG	OCCUPIED	UNITS	CUMULATIVE			
							EST. AMT	% CDBG				OCCUPIED	UNITS		
YEAR	ID	ACT ID	ACTIVITY NAME	STATUS	CD	OBJ			DRAWN	AMOUNT	TOTAL	L/M	% L/M		
2002	0186	2556	ATCHLEY, TINA	COM	14A	LMH	5,000.00	100.0		5,000.00	1	1	100.0	0	1
2002	0186	2557	GARCIA, JUAN & EDNA	COM	14A	LMH	5,000.00	100.0		5,000.00	1	1	100.0	0	1
2002	0186	2565	FLANAGAN, CYNTHIA	COM	14A	LMH	7,475.00	100.0		7,475.00	1	1	100.0	0	1
2002	0186	2566	RAWLINS, NANCY	COM	14A	LMH	5,000.00	100.0		5,000.00	1	1	100.0	0	1
2002	0186	2567	ROBERTS, MARY V.	COM	14A	LMH	7,550.00	100.0		7,550.00	1	1	100.0	0	1
2002	0186	2570	BARING, SEVERA	COM	14A	LMH	6,650.00	100.0		6,650.00	1	1	100.0	0	1
2002	0186	2571	MENDOZA, JUANITA	COM	14A	LMH	14,890.00	100.0		14,890.00	1	1	100.0	0	1
2002	0186	2575	SALAS, JESUS & MARTHA	COM	14A	LMH	6,169.00	100.0		6,169.00	1	1	100.0	0	1
2002	0186	2576	PHELPS, DOROTHY L.	COM	14A	LMH	7,630.00	100.0		7,630.00	1	1	100.0	0	1
2002	0186	2577	MAILES, MEUTRIL	COM	14A	LMH	2,543.00	100.0		2,543.00	1	1	100.0	0	1
2002	0186	2578	POSEY, DOROTHY	COM	14A	LMH	5,779.00	100.0		5,779.00	1	1	100.0	0	1
2002	0186	2579	SMITH, RHONDA R.	COM	14A	LMH	14,820.00	100.0		14,820.00	1	1	100.0	0	1
2002	0186	2580	SHAW, HUBERT	COM	14A	LMH	15,355.00	100.0		15,355.00	1	1	100.0	0	1
2002	0186	2582	H5.0278.02 EULETTE, DONNA & JON	COM	14A	LMH	19,565.00	100.0		19,565.00	1	1	100.0	0	1
2002	0186	2584	FRAZIER, MALARIA	COM	14A	LMH	26,000.00	100.0		26,000.00	1	1	100.0	0	1
2002	0186	2586	SCOTT, BILLY	COM	14A	LMH	5,210.00	100.0		5,210.00	1	1	100.0	0	1
2002	0186	2587	BOWEN, JOHN & EDNA	COM	14A	LMH	13,400.00	100.0		13,400.00	1	1	100.0	0	1
2002	0186	2588	NORMAN, PRESTON & DOROTHY	COM	14A	LMH	14,900.00	100.0		14,900.00	1	1	100.0	0	1
2002	0186	2590	LARA, EDWARD & JENELL	COM	14A	LMH	14,360.00	100.0		14,360.00	1	1	100.0	0	1
2002	0186	2591	ASH, DONALD	COM	14A	LMH	14,354.67	100.0		14,354.67	1	1	100.0	0	1
2002	0186	2593	CUMMIFORD, RONALD	COM	14A	LMH	9,845.00	100.0		9,845.00	1	1	100.0	0	1
2002	0186	2595	LEYVA, ADELINA	COM	14A	LMH	489.63	100.0		489.63	1	1	100.0	0	1
2002	0186	2692	ELIZALDE, PETRA	COM	14A	LMH	5,000.00	100.0		5,000.00	1	1	100.0	0	1
2002	0186	2754	TORRES, MARTHA	COM	14A	LMH	11,642.00	100.0		11,642.00	1	1	100.0	0	1
2002	0186	2755	MCCAMBRIDGE, JO & JEFFREY	COM	14A	LMH	18,754.54	100.0		18,754.54	1	1	100.0	0	1
2002	0186	2756	BROWN, MINNIE M.	COM	14A	LMH	15,000.00	100.0		15,000.00	1	1	100.0	0	1
2002	0186	2856	COUNTY OF RIVERSIDE (RAFAEL FLORES)	COM	14A	LMH	4,408.00	100.0		4,408.00	1	1	100.0	0	1
2002	0186	2858	HURD, CHESTER	COM	14A	LMH	14,991.00	100.0		14,991.00	1	1	100.0	0	1
2002	0186	2859	NEWTON, MARY	COM	14A	LMH	14,770.00	100.0		14,770.00	1	1	100.0	0	1
2002	0186	2870	GOLDENSTEIN, HOWARD & RITA	COM	14A	LMH	14,940.00	100.0		14,940.00	1	1	100.0	0	1
2002	0186	2871	RIVERA, JOHN & MARIA	COM	14A	LMH	6,155.00	100.0		6,155.00	1	1	100.0	0	1
2002	0186	2872	MYERS, SHERRI L.	COM	14A	LMH	14,991.00	100.0		14,991.00	1	1	100.0	0	1
2002	0186	2882	H3.0143.03X MCCONKEY, BETTY	COM	14A	LMH	29,637.15	100.0		29,637.15	1	1	100.0	0	1
2002	0186	2883	ADAIR, JOANNE	COM	14A	LMH	14,767.00	100.0		14,767.00	1	1	100.0	0	1
2002	0186	2884	CASTILLO, LUIS & MARIA	COM	14A	LMH	13,420.00	100.0		13,420.00	1	1	100.0	0	1

PGM	PROJ	IDIS			MTX	NTL	Total		CDBG	OCCUPIED	UNITS	CUMULATIVE	
							EST.	%				OCCUPIED	UNITS
YEAR	ID	ACT ID	ACTIVITY NAME	STATUS	CD	OBJ	AMT	CDBG	DRAWN AMOUNT	TOTAL	L/M	% L/M	
2002	0186	2885	LEVARIO, ARMANDO & CARMEN	COM	14A	LMH	10,018.00	100.0	10,018.00	1	1	100.0	0
2002	0186	2886	CANCIO, CONCHA	COM	14A	LMH	15,000.00	100.0	15,000.00	1	1	100.0	0
2002	0186	2898	BECERRIL, FRANCISCO & ADELAIDA	COM	14A	LMH	15,000.00	100.0	15,000.00	1	1	100.0	0
2002	0186	2903	BECERRIL, OSCAR & JACKIE	COM	14A	LMH	15,345.00	100.0	15,345.00	1	1	100.0	0
2002	0186	2913	BAROCIO, EVANGELINA	COM	14A	LMH	4,937.00	100.0	4,937.00	1	1	100.0	0
2002	0188	2516	0.413 ESHR CONTRACTORS 2002-03	COM	14A	LMH	175,000.00	0.0	175,000.00	0	0	0.0	0
2002	0188	2517	0.414 OOA-OFFICE ON AGING 2002-03	COM	14A	LMH	40,000.00	100.0	40,000.00	652	652	100.0	0
2002	0188	2520	0.415CC CITY OF CATHEDRAL CITY	COM	14A	LMH	22,800.00	100.0	22,800.00	30	27	90.0	0
2002	0188	2521	0.415HA HOUSING AUTHORITY	COM	14A	LMH	6,200.00	100.0	6,200.00	5	5	100.0	0
2002	0188	2522	0.415PRS CITY OF PERRIS	COM	14A	LMH	12,700.00	100.0	12,700.00	39	37	94.9	0
2002	0188	2562	0.415CAB CSA CABAZON	COM	14A	LMH	20,000.00	100.0	20,000.00	15	15	100.0	0
2002 TOTALS: BUDGETED/UNDERWAY							0.00	0.0	0.00	0	0	0.0	0
COMPLETED							1,093,469.37	100.0	1,093,469.37	1,058	1,053	99.5	0
							1,093,469.37	100.0	1,093,469.37	1,058	1,053	99.5	0

PGM	PROJ	IDIS			MTX	NTL	Total		CDBG	OCCUPIED	UNITS	CUMULATIVE	
							EST.	%				OCCUPIED	UNITS
YEAR	ID	ACT ID	ACTIVITY NAME	STATUS	CD	OBJ	AMT	CDBG	DRAWN AMOUNT	TOTAL	L/M	% L/M	
2001	0062	2163	4.PD091 "MAKE A DIFFERENCE" HOME IMPROVE	COM	14A	LMH	131,979.00	100.0	131,979.00	55	55	100.0	0
2001	0086	2017	0.507 RECOVERY HOUSING REHABILITATION	COM	14B	LMH	20,000.00	100.0	20,000.00	8	8	100.0	0
2001	0141	2143	4.287 QUINTO SOL VILLAGE SEWER CONNECTIO	COM	14B	LMH	53,102.00	100.0	53,102.00	32	32	100.0	0
2001	0172	2177	0.409 ESHR CONTRACTORS	COM	14A	LMH	520,497.15	100.0	520,497.15	56	56	100.0	0
2001	0172	2178	0.411 OOA-OFFICE ON AGING	COM	14A	LMH	20,000.00	100.0	20,000.00	1,209	1,209	100.0	0
2001	0172	2196	0.410CC CITY OF CATHEDRAL CITY	COM	14A	LMH	2,600.00	0.0	2,600.00	0	0	0.0	0
2001	0172	2199	0.410UW CENTRAL COUNTY UNITED WAY	COM	14A	LMH	1,600.00	0.0	1,600.00	0	0	0.0	0
2001 TOTALS: BUDGETED/UNDERWAY							0.00	0.0	0.00	0	0	0.0	0
COMPLETED							749,778.15	100.0	749,778.15	1,360	1,360	100.0	0
							749,778.15	100.0	749,778.15	1,360	1,360	100.0	0

PGM	PROJ	IDIS			MTX	NTL	Total		CDBG	OCCUPIED	UNITS	CUMULATIVE	
							EST.	%				OCCUPIED	UNITS
YEAR	ID	ACT ID	ACTIVITY NAME	STATUS	CD	OBJ	AMT	CDBG	DRAWN AMOUNT	TOTAL	L/M	% L/M	
2000	0171	1888	4.PD082 "MAKE A DIFFERENCE" HOME IMP.PRO	COM	14A	LMH	90,880.00	100.0	90,880.00	107	107	100.0	0

PGM	PROJ	IDIS			MTX	NTL	Total		CDBG	OCCUPIED	UNITS	CUMULATIVE		
							EST. AMT	% CDBG				DRAWN AMOUNT	TOTAL	L/M
YEAR	ID	ACT ID	ACTIVITY NAME	STATUS	CD	OBJ								
2000	0190	1780	BAIN, WARREN & DOROTHY	COM	14A	LMH	33,999.00	100.0	33,999.00	1	1	100.0	0	1
2000	0190	1813	LONG, MAYNARD L.	COM	14H	LMH	611.00	100.0	611.00	1	1	100.0	0	1
2000	0190	1905	0.404 ESHR CONTRACTORS	COM	14A	LMH	560,861.84	100.0	560,861.84	232	232	100.0	0	232
2000	0190	1906	0.405CAL CITY OF CALIMESA	COM	14A	LMH	9,700.00	100.0	9,700.00	78	74	94.9	0	78
2000	0190	1907	0.405CC CITY OF CATHEDRAL CITY	COM	14A	LMH	40,000.00	100.0	40,000.00	299	299	100.0	0	299
2000	0190	1908	0.405HA HOUSING AUTHORITY	COM	14A	LMH	11,800.00	100.0	11,800.00	77	74	96.1	0	77
2000	0190	1909	0.405PRS CITY OF PERRIS	COM	14A	LMH	27,600.00	100.0	27,600.00	257	255	99.2	0	257
2000	0190	1910	0.405UW CENTRAL COUNTY UNITED WAY	COM	14A	LMH	20,000.00	100.0	20,000.00	132	121	91.7	0	132
2000	0190	1911	0.406 OOA-OFFICE ON AGING	COM	14A	LMH	29,537.42	100.0	29,537.42	1,397	1,397	100.0	0	1,397
2000	0190	1912	BENCH, GARY AND DIANNE	COM	14A	LMH	20,807.00	100.0	20,807.00	1	1	100.0	0	1
2000	0190	1913	MARTINEZ, FRANK AND HELEN	COM	14A	LMH	13,549.00	100.0	13,549.00	1	1	100.0	0	1
2000	0190	1914	ACOSTA, GLORIA	COM	14A	LMH	17,000.00	100.0	17,000.00	1	1	100.0	0	1
2000	0190	1915	KINNICK, KATHY J.	COM	14A	LMH	14,000.00	100.0	14,000.00	1	1	100.0	0	1
2000	0190	1916	HERNANDEZ, JOSE & MEDINA, ADRIANA	COM	14A	LMH	34,301.00	100.0	34,301.00	1	1	100.0	0	1
2000	0190	1919	COX, MARY M.	COM	14A	LMH	33,876.78	100.0	33,876.78	1	1	100.0	0	1
2000	0190	1920	SCOTT, PAMELA	COM	14A	LMH	10,881.00	100.0	10,881.00	1	1	100.0	0	1
2000	0190	1922	FELIX, FERMINA	COM	14H	LMH	611.00	100.0	611.00	1	1	100.0	0	1
2000	0190	1923	MARTINEZ, MARGARITO & VERONICA	COM	14H	LMH	617.00	100.0	617.00	1	1	100.0	0	1
2000	0190	1926	YOUNG, MELLIE F.	COM	14H	LMH	199.50	100.0	199.50	1	1	100.0	0	1
2000	0190	1927	LUTE, MARY L.	COM	14H	LMH	193.50	100.0	193.50	1	1	100.0	0	1
2000	0190	1928	GARCIA, RAMONA L.	COM	14H	LMH	611.00	100.0	611.00	1	1	100.0	0	1
2000	0190	1929	STEPHENSON, ARTHUR & DELORES	COM	14H	LMH	199.50	100.0	199.50	1	0	0.0	0	1
2000	0190	1947	TIPTON, BARBARA	COM	14A	LMH	14,980.00	100.0	14,980.00	1	1	100.0	0	1
2000	0190	1949	BARNETT, MADELAINE W.	COM	14A	LMH	12,788.80	100.0	12,788.80	1	1	100.0	0	1
2000	0190	1950	BAKER, PEGGY & DANIEL	COM	14A	LMH	11,174.00	100.0	11,174.00	1	1	100.0	0	1
2000	0190	1952	FIELDS, ANNIE	COM	14A	LMH	11,580.00	100.0	11,580.00	1	1	100.0	0	1
2000	0190	1961	SANCHEZ, GABRIEL AND NELIDA	COM	14A	LMH	15,000.00	100.0	15,000.00	1	1	100.0	0	1
2000	0190	1962	O'CROTTY, REESE	COM	14A	LMH	14,770.00	100.0	14,770.00	1	1	100.0	0	1
2000	0190	1963	SCHWARTZ, MONETT	COM	14A	LMH	3,249.62	100.0	3,249.62	1	1	100.0	0	1
2000	0190	1964	MCCOY, GLYNISHA	COM	14A	LMH	20,000.00	100.0	20,000.00	1	1	100.0	0	1
2000	0190	1967	HOZMAN, DIANE R.	COM	14A	LMH	7,930.00	100.0	7,930.00	1	1	100.0	0	1
2000	0190	1968	MATHISEN, MARSHALL	COM	14A	LMH	10,363.00	100.0	10,363.00	1	1	100.0	0	1
2000	0190	1969	HARRIS, SHIRLEY J.	COM	14A	LMH	8,021.00	100.0	8,021.00	1	1	100.0	0	1
2000	0190	1970	RAMOS, CELIA	COM	14A	LMH	14,982.80	100.0	14,982.80	1	1	100.0	0	1
2000	0190	1979	WALLS, BESSIE J.	COM	14A	LMH	14,425.00	100.0	14,425.00	1	1	100.0	0	1

PGM	PROJ	IDIS			MTX	NTL	Total		CDBG	OCCUPIED	UNITS	CUMULATIVE			
												OCCUPIED	UNITS		
YEAR	ID	ACT ID	ACTIVITY NAME	STATUS	CD	OBJ	EST. AMT	%	CDBG	DRAWN AMOUNT	TOTAL	L/M	% L/M		
2000	0190	1980	BARBER, IMOGENE	COM	14A	LMH	15,000.00	100.0		15,000.00	1	1	100.0	0	1
2000	0190	1981	LUDDINE, RAYMOND & MICHELLE	COM	14A	LMH	14,980.00	100.0		14,980.00	1	1	100.0	0	1
2000	0190	1984	LOPEZ, ANGELITA	COM	14A	LMH	15,405.00	100.0		15,405.00	1	1	100.0	0	1
2000	0190	1985	TONCHE-MARTINEZ, REYNALDO T.	COM	14A	LMH	15,000.00	100.0		15,000.00	1	1	100.0	0	1
2000	0190	1986	WHYTE, RONALD A.	COM	14A	LMH	13,375.00	100.0		13,375.00	1	1	100.0	0	1
2000	0190	1998	CYSEWSKI, CHARLES & JEANETTE	COM	14A	LMH	7,500.00	100.0		7,500.00	1	1	100.0	0	1
2000	0190	1999	GONZALEZ, RICARDO AND ROSA	COM	14A	LMH	33,759.00	100.0		33,759.00	1	1	100.0	0	1
2000	0190	2009	RIVAS, JORGE & DOLORES	COM	14H	LMH	199.50	100.0		199.50	1	1	100.0	0	1
2000	0190	2010	PINUELAS, GONZALO & JUANITA	COM	14H	LMH	354.50	100.0		354.50	1	1	100.0	0	1
2000	0190	2011	CAMPOS, HECTOR	COM	14H	LMH	348.50	100.0		348.50	1	1	100.0	0	1
2000	0190	2012	RUVALCABA, RUBEN & MARINA	COM	14H	LMH	429.50	100.0		429.50	1	1	100.0	0	1
2000	0190	2172	GONZALEZ, SOPHIE	COM	14A	LMH	28,765.00	100.0		28,765.00	1	1	100.0	0	1
2000	0190	2174	KENDELL, LESLIE	COM	14A	LMH	15,500.00	100.0		15,500.00	1	1	100.0	0	1
2000	0190	2193	STAPLES, RODNEY & CHERRIE	COM	14H	LMH	199.50	100.0		199.50	1	1	100.0	0	1
2000	0190	2210	VALVERDE, DAVID & MARIA	COM	14H	LMH	423.50	100.0		423.50	1	1	100.0	0	1
2000	0190	2211	DE LAO, ALFREDO & MARCELLE	COM	14A	LMH	39,612.00	100.0		39,612.00	1	1	100.0	0	1
2000	0190	2219	WALLS, BESSIE J.	COM	14A	LMH	5,400.00	0.0		5,400.00	0	0	0.0	0	0
2000	0190	2221	MACK, ERNESTINE	COM	14A	LMH	7,040.00	100.0		7,040.00	1	1	100.0	0	1
2000	0190	2222	BOWEN, ETTA	COM	14A	LMH	14,865.00	100.0		14,865.00	1	1	100.0	0	1
2000	0190	2224	HERNANDEZ, LUPE	COM	14A	LMH	13,637.00	100.0		13,637.00	1	1	100.0	0	1
2000	0190	2226	RELERFORD, TONI J.	COM	14A	LMH	16,196.00	100.0		16,196.00	1	1	100.0	0	1
2000	0190	2231	MASON, MINNIE	COM	14A	LMH	16,900.00	100.0		16,900.00	1	1	100.0	0	1
2000	0190	2232	MUSGROVE, WILLIE B	COM	14A	LMH	16,260.00	100.0		16,260.00	1	1	100.0	0	1
2000	0190	2233	NUNEZ, MARIANA	COM	14A	LMH	30,058.00	100.0		30,058.00	1	1	100.0	0	1
2000	0190	2236	LOVE, KATHRYN L.	COM	14A	LMH	14,355.00	100.0		14,355.00	1	1	100.0	0	1
2000	0190	2237	MACK, BERNICE	COM	14A	LMH	14,640.00	100.0		14,640.00	1	1	100.0	0	1
2000	0190	2239	OLVERA, JORGE AND SANDRA	COM	14A	LMH	33,517.00	100.0		33,517.00	1	1	100.0	0	1
2000	0190	2243	HUGHES, NEIL & WILLOW	COM	14A	LMH	13,261.00	100.0		13,261.00	1	1	100.0	0	1
2000	0190	2244	CAUDLE, STEPHEN W.	COM	14A	LMH	11,484.75	100.0		11,484.75	1	1	100.0	0	1
2000	0190	2248	SHAW, JOY A.	COM	14A	LMH	14,812.80	100.0		14,812.80	1	1	100.0	0	1
2000	0190	2249	TORRES, ERICA E.	COM	14A	LMH	16,215.17	100.0		16,215.17	1	1	100.0	0	1
2000	0190	2250	TERAN, IGNACIO	COM	14A	LMH	15,000.00	100.0		15,000.00	1	1	100.0	0	1
2000	0190	2251	TABOADA, ALFONSO O.	COM	14A	LMH	15,900.00	100.0		15,900.00	1	1	100.0	0	1
2000	0190	2253	TEDDER, TRUDY M.	COM	14A	LMH	15,000.00	100.0		15,000.00	1	1	100.0	0	1
2000	0190	2255	CRANE, PEARL	COM	14A	LMH	6,220.00	100.0		6,220.00	1	1	100.0	0	1

PGM	PROJ	IDIS			MTX	NTL	Total		CDBG	OCCUPIED	UNITS	CUMULATIVE		
							EST. AMT	% CDBG				OCCUPIED	UNITS	
YEAR	ID	ACT ID	ACTIVITY NAME	STATUS	CD	OBJ	EST. AMT	% CDBG	DRAWN AMOUNT	TOTAL	L/M	% L/M		
2000	0190	2257	MARTINEZ, OBDULIO	COM	14A	LMH	15,000.00	100.0	15,000.00	1	1	100.0	0	1
2000	0190	2258	REED, DONALD R.	COM	14A	LMH	13,550.00	100.0	13,550.00	1	1	100.0	0	1
2000	0190	2259	MCCULLOCH, JUDY	COM	14A	LMH	5,800.00	100.0	5,800.00	1	1	100.0	0	1
2000	0190	2260	HARO, CRUZ AND ANTONIA	COM	14A	LMH	7,620.00	100.0	7,620.00	1	1	100.0	0	1
2000	0190	2261	DEROCHE, TRACY	COM	14A	LMH	15,000.00	100.0	15,000.00	1	1	100.0	0	1
2000	0190	2262	SMITH, RUBY	COM	14A	LMH	18,450.00	100.0	18,450.00	1	1	100.0	0	1
2000	0190	2263	THAXTER, JANICE	COM	14A	LMH	7,666.00	100.0	7,666.00	1	1	100.0	0	1
2000	0190	2264	WYSOCKI, LOUISE M.	COM	14A	LMH	15,000.00	100.0	15,000.00	1	1	100.0	0	1
2000	0190	2265	ZAVALA, JULIO	COM	14A	LMH	15,000.00	100.0	15,000.00	1	1	100.0	0	1
2000	0190	2266	FREEMAN, CLAUDIA J.	COM	14A	LMH	15,000.00	100.0	15,000.00	1	1	100.0	0	1
2000	0190	2267	DIAZ, JAVIER & VIRGINIA	COM	14A	LMH	6,965.00	100.0	6,965.00	1	1	100.0	0	1
2000	0190	2268	CARINGELLA, KATHERINE A.	COM	14A	LMH	15,000.00	100.0	15,000.00	1	1	100.0	0	1
2000	0190	2269	ROWE, KATHY	COM	14A	LMH	14,930.00	100.0	14,930.00	1	1	100.0	0	1
2000	0190	2270	GRASL, HEIDI A.	COM	14A	LMH	7,648.00	100.0	7,648.00	1	1	100.0	0	1
2000	0190	2271	BRAY, CYNTHIA M.	COM	14A	LMH	14,903.00	100.0	14,903.00	1	1	100.0	0	1
2000	0190	2272	HARRIS, ROME	COM	14A	LMH	13,410.00	100.0	13,410.00	1	1	100.0	0	1
2000	0190	2273	LOVER, SANDRA D.	COM	14A	LMH	15,000.00	100.0	15,000.00	1	1	100.0	0	1
2000	0190	2274	BLACKMUN, KRYSTENE K.	COM	14A	LMH	9,050.00	100.0	9,050.00	1	1	100.0	0	1
2000	0190	2275	GLEESON, HANNA	COM	14A	LMH	14,625.00	100.0	14,625.00	1	1	100.0	0	1
2000	0190	2276	DIAZ, JUANITA & GILBERT	COM	14A	LMH	15,000.00	100.0	15,000.00	1	1	100.0	0	1
2000	0190	2277	MCCOMISKY, CONNIE V.	COM	14A	LMH	15,000.00	100.0	15,000.00	1	1	100.0	0	1
2000	0190	2278	LUKE, ALREECE	COM	14A	LMH	14,890.00	100.0	14,890.00	1	1	100.0	0	1
2000	0190	2279	OCHOA, LUCIA	COM	14A	LMH	15,000.00	100.0	15,000.00	1	1	100.0	0	1
2000	0190	2286	REED, BRENDA	COM	14A	LMH	24,770.00	100.0	24,770.00	1	1	100.0	0	1
2000	0190	2287	SCHICKE, CHRISTINE A.	COM	14A	LMH	14,600.00	100.0	14,600.00	1	1	100.0	0	1
2000	0190	2292	CONGDON, THERESA A.	COM	14A	LMH	16,020.00	100.0	16,020.00	1	1	100.0	0	1
2000	0190	2455	WHITE, RATHER R.	COM	14A	LMH	12,000.00	100.0	12,000.00	1	1	100.0	0	1
2000	0190	2456	PRICE, JESSICA M.	COM	14A	LMH	13,613.29	100.0	13,613.29	1	1	100.0	0	1
2000	0190	2457	MACK, CHRISTINE & EDDIE	COM	14A	LMH	15,000.00	100.0	15,000.00	1	1	100.0	0	1
2000	0190	2458	MILLER, RUTHA L.	COM	14A	LMH	15,000.00	100.0	15,000.00	1	1	100.0	0	1
2000	0190	2459	GONZALEZ, MANUEL & ANTONIA	COM	14A	LMH	15,000.00	100.0	15,000.00	1	1	100.0	0	1
2000	0190	2461	LAURN, WILLIAM F.	COM	14A	LMH	5,430.00	100.0	5,430.00	1	1	100.0	0	1
2000	0190	2462	ENOS, DONN & STELLA	COM	14A	LMH	3,000.00	100.0	3,000.00	1	1	100.0	0	1
2000	0190	2504	SALVATIERRA, DENISE	COM	14A	LMH	15,000.00	100.0	15,000.00	1	1	100.0	0	1
2000	0190	2505	COLEMAN, VIOLA	COM	14A	LMH	15,800.00	100.0	15,800.00	1	1	100.0	0	1

PGM	PROJ	IDIS			MTX	NTL	Total		CDBG	OCCUPIED	UNITS			CUMULATIVE		
														OCCUPIED	UNITS	
YEAR	ID	ACT ID	ACTIVITY NAME	STATUS	CD	OBJ	EST. AMT	% CDBG	DRAWN AMOUNT	TOTAL	L/M	% L/M				
2000	0190	2506	STOUT, ETHAN & MICHAELE	COM	14A	LMH	10,903.00	100.0	10,903.00	1	1	100.0	0	1		
2000	0190	2507	HERNANDEZ, DOMINGO & MARTHA	COM	14A	LMH	15,000.00	100.0	15,000.00	1	1	100.0	0	1		
2000	0190	2508	COLEMAN, JOY	COM	14A	LMH	14,850.00	100.0	14,850.00	1	1	100.0	0	1		
2000	0190	2509	BAQUET, HELEN	COM	14A	LMH	16,600.00	100.0	16,600.00	1	1	100.0	0	1		
2000	0190	2512	BEECHAM, DENNIS & KATHY	COM	14A	LMH	19,332.00	100.0	19,332.00	1	1	100.0	0	1		
2000	0190	2513	RAZO, ALFREDO & ANA	COM	14A	LMH	15,674.00	100.0	15,674.00	1	1	100.0	0	1		
2000	0190	2515	DAILEY, THOMAS & KELLEY	COM	14A	LMH	15,000.00	100.0	15,000.00	1	1	100.0	0	1		
2000	0192	1925	4.261 EL SOLANO APARTMENTS REHABILITATIO	COM	14B	LMH	37,000.00	100.0	37,000.00	30	30	100.0	0	30		
2000							TOTALS: BUDGETED/UNDERWAY	0.00	0.0	0.00	0	0	0.0	0	0	
							COMPLETED	2,231,811.77	100.0	2,231,811.77	2,713	2,692	99.2	0	2,713	
								2,231,811.77	100.0	2,231,811.77	2,713	2,692	99.2	0	2,713	
															CUMULATIVE	
PGM	PROJ	IDIS			MTX	NTL	Total		CDBG	OCCUPIED	UNITS					
YEAR	ID	ACT ID	ACTIVITY NAME	STATUS	CD	OBJ	EST. AMT	% CDBG	DRAWN AMOUNT	TOTAL	L/M	% L/M				
1999	0166	1601	4.PD068 "MAKE A DIFFERENCE" HOME IMPROVM	COM	14A	LMH	40,383.00	100.0	40,383.00	65	65	100.0	0	65		
1999	0193	1568	0.401B ESHR CONTRACTORS	COM	14A	LMH	475,000.00	100.0	475,000.00	229	229	100.0	0	229		
1999	0193	1569	0.402A OOA	COM	14A	LMH	39,994.86	100.0	39,994.86	999	589	59.0	0	999		
1999	0193	1570	0.402C SR.CTRS/NON-PROFITS ESHR	COM	14A	LMH	117,498.44	100.0	117,498.44	666	666	100.0	0	666		
1999							TOTALS: BUDGETED/UNDERWAY	0.00	0.0	0.00	0	0	0.0	0	0	
							COMPLETED	672,876.30	100.0	672,876.30	1,959	1,549	79.0	0	1,959	
								672,876.30	100.0	672,876.30	1,959	1,549	79.0	0	1,959	
															CUMULATIVE	
PGM	PROJ	IDIS			MTX	NTL	Total		CDBG	OCCUPIED	UNITS					
YEAR	ID	ACT ID	ACTIVITY NAME	STATUS	CD	OBJ	EST. AMT	% CDBG	DRAWN AMOUNT	TOTAL	L/M	% L/M				
1998	0025	1333	0.401 ESH REPAIRS	COM	14A	LMH	150,000.00	100.0	150,000.00	161	161	100.0	0	161		
1998	0025	1334	0.402 ESHR SERVICE CENTERS	COM	14A	LMH	180,000.00	100.0	180,000.00	480	480	100.0	0	480		
1998	0025	1337	VILLARREAL, EVELYN	COM	14A	LMH	23,526.00	100.0	23,526.00	1	1	100.0	0	1		
1998	0025	1340	CALLAHAN, MELVIN	COM	14H	LMH	193.50	100.0	193.50	1	1	100.0	0	1		
1998	0025	1341	EARLEYWINE, LLOYD & NADA	COM	14H	LMH	199.50	100.0	199.50	1	1	100.0	0	1		
1998	0025	1342	RIBARICH, MATTHEW & CAROL	COM	14H	LMH	199.50	100.0	199.50	1	1	100.0	0	1		
1998	0025	1365	LOPEZ, CAMELIA	COM	14A	LMH	25,103.00	100.0	25,103.00	1	1	100.0	0	1		

PGM	PROJ	IDIS		MTX	NTL	Total		CDBG	OCCUPIED	UNITS	CUMULATIVE	
											OCCUPIED	UNITS
YEAR	ID	ACT ID	ACTIVITY NAME	STATUS	CD	OBJ	EST. AMT	% CDBG	DRAWN AMOUNT	TOTAL	L/M	% L/M
1998	0025	1366	CLIPPER, CHRISTINE	COM	14H	LMH	611.00	100.0	611.00	1	1	100.0
1998	0025	1368	BERWALD, LINDA L.	COM	14A	LMH	21,139.00	100.0	21,139.00	1	1	100.0
1998	0025	1371	SWANN, RUTH	COM	14A	LMH	10,112.62	100.0	10,112.62	1	1	100.0
1998	0025	1372	PEREZ, ALFONSO & SALLY	COM	14A	LMH	33,993.00	100.0	33,993.00	1	1	100.0
1998	0025	1373	BROWN, JACK & GERALDINE	COM	14A	LMH	13,232.00	100.0	13,232.00	1	1	100.0
1998	0025	1376	GIBSON, PAULINE	COM	14H	LMH	70.00	100.0	70.00	1	1	100.0
1998	0025	1382	GIBBONS, JOANN F.	COM	14H	LMH	6.00	100.0	6.00	1	1	100.0
1998	0025	1385	BASTIAS, JUAN	COM	14H	LMH	611.00	100.0	611.00	1	1	100.0
1998	0025	1388	SPRAGUE, JAMES & SANDRA	COM	14H	LMH	387.00	100.0	387.00	1	1	100.0
1998	0025	1389	AMATO, EVELYN E.	COM	14A	LMH	8,761.00	100.0	8,761.00	1	1	100.0
1998	0025	1390	VON MOHR, PATRICIA	COM	14A	LMH	21,801.00	100.0	21,801.00	1	1	100.0
1998	0025	1391	RONAN, DANIEL AND MARILYNNE	COM	14A	LMH	28,384.87	100.0	28,384.87	1	1	100.0
1998	0025	1409	FRANKS, MARY BETH	COM	14A	LMH	11,060.50	100.0	11,060.50	1	1	100.0
1998	0025	1411	HARRIS, BOBBY & OLIVIA	COM	14A	LMH	10,207.00	100.0	10,207.00	1	1	100.0
1998	0025	1412	BRAGG, VIRGINIA M.	COM	14A	LMH	8,236.00	100.0	8,236.00	1	1	100.0
1998	0025	1442	CURTIS, VIRGINIA	COM	14A	LMH	9,911.00	100.0	9,911.00	1	1	100.0
1998	0025	1625	PETERS, STEVEN AND RITA	COM	14H	LMH	177.00	100.0	177.00	1	1	100.0
1998	0025	1626	WALLS, BESSIE J.	COM	14H	LMH	171.00	100.0	171.00	1	1	100.0
1998	0025	1629	BATTRELL, MERRILL	COM	14A	LMH	32,000.00	100.0	32,000.00	1	1	100.0
1998	0025	1634	SIERRA, MARION	COM	14H	LMH	381.00	100.0	381.00	1	1	100.0
1998	0025	1639	CARO, VICTOR & EMMA	COM	14A	LMH	28,900.00	100.0	28,900.00	1	1	100.0
1998	0025	1647	DE LA PENA, JOSE AND JOSEFINA	COM	14A	LMH	19,083.00	100.0	19,083.00	1	1	100.0
1998	0025	1661	BRYANT, NORMA A.	COM	14A	LMH	25,541.00	100.0	25,541.00	1	1	100.0
1998	0025	1662	MARTINEZ, RAMIRO AND LUPE MERCADO	COM	14H	LMH	199.50	100.0	199.50	1	1	100.0
1998	0025	1665	RAVERT, JUDITH A.	COM	14A	LMH	24,232.00	100.0	24,232.00	1	1	100.0
1998	0025	1671	LASTER, JOHN	COM	14A	LMH	14,786.00	100.0	14,786.00	1	1	100.0
1998	0025	1672	STILL, CYNTHIA K.	COM	14A	LMH	14,201.00	100.0	14,201.00	1	1	100.0
1998	0025	1679	GRUBB, WAYNE & PAMELA	COM	14H	LMH	617.00	100.0	617.00	1	1	100.0
1998	0025	1681	HERNANDEZ, ADAN & FIERROS, BLANCA	COM	14H	LMH	611.00	100.0	611.00	1	1	100.0
1998	0025	1682	COCKRELL, ELIZABETH J.	COM	14H	LMH	323.50	100.0	323.50	1	1	100.0
1998	0025	1687	HUSON, TIMOTHY AND ROBYN	COM	14A	LMH	18,557.00	100.0	18,557.00	1	1	100.0
1998	0025	1692	LANHAM, DONALD & BARBARA	COM	14H	LMH	187.50	100.0	187.50	1	1	100.0
1998	0025	1694	FORD, MARY D.	COM	14H	LMH	298.50	100.0	298.50	1	1	100.0
1998	0025	1698	RAZON, JUAN & MARLENE	COM	14H	LMH	429.50	100.0	429.50	1	1	100.0
1998	0025	1704	FLORES/BARAJAS, GLADYS/NICOLAS	COM	14H	LMH	20,792.30	100.0	20,792.30	1	1	100.0

PGM YEAR	PROJ ID	IDIS ACT ID	ACTIVITY NAME	STATUS	MTX NTL		Total		CDBG DRAWN AMOUNT	OCCUPIED TOTAL	UNITS L/M	% L/M	CUMULATIVE	
					CD	OBJ	EST. AMT	% CDBG					OCCUPIED	UNITS
1998	0025	1730	GREEN, THELMA E.	COM	14A	LMH	32,231.00	100.0	32,231.00	1	1	100.0	0	1
1998	0184	1287	4.PD055 HOME IMPROVEMENT PROGRAM	COM	14A	LMH	79,025.00	100.0	79,025.00	65	65	100.0	0	65
1998 TOTALS: BUDGETED/UNDERWAY							0.00	0.0	0.00	0	0	0.0	0	0
COMPLETED							870,488.29	100.0	870,488.29	747	747	100.0	0	747
							870,488.29	100.0	870,488.29	747	747	100.0	0	747

PGM YEAR	PROJ ID	IDIS ACT ID	ACTIVITY NAME	STATUS	MTX NTL		Total		CDBG DRAWN AMOUNT	OCCUPIED TOTAL	UNITS L/M	% L/M	CUMULATIVE	
					CD	OBJ	EST. AMT	% CDBG					OCCUPIED	UNITS
1997	0097	812	4.173 MIGRANT LABOR HOUSING PROJECT	COM	14B	LMH	0.00	0.0	0.00	0	0	0.0	0	0
1997	0169	849	4.PD048 PALM DESERT HOME IMPROVEMNT PROG	COM	14A	LMH	49,019.00	100.0	49,019.00	51	51	100.0	0	51
1997	0203	657	GRAZIADEI, GRACE D.	COM	14A	LMH	27,425.00	100.0	27,425.00	1	1	100.0	0	1
1997	0203	658	CORDOVA, LAURA	COM	14A	LMH	9,960.00	100.0	9,960.00	1	1	100.0	0	1
1997	0203	659	ADAMS, JAMES & JO ANNE	COM	14A	LMH	4,665.25	100.0	4,665.25	1	1	100.0	0	1
1997	0203	698	H-024 ENHANCED SENIOR HOME REPAIR	COM	14A	LMH	532,738.57	100.0	532,738.57	118	118	100.0	0	118
1997	0203	879	SIORDIA, EDIFONSO & SARA	COM	14A	LMH	34,004.00	100.0	34,004.00	1	1	100.0	0	1
1997	0203	880	FURMAN, BARBARA	COM	14A	LMH	643.50	100.0	643.50	1	1	100.0	0	1
1997	0203	881	ADAIR, LOUISE	COM	14A	LMH	37,711.38	100.0	37,711.38	1	1	100.0	0	1
1997	0203	882	FULLER, JAMES	COM	14A	LMH	14,932.10	100.0	14,932.10	1	1	100.0	0	1
1997	0203	883	GIBSON, PAULINE	COM	14A	LMH	7,375.00	100.0	7,375.00	1	1	100.0	0	1
1997	0203	886	STONE, MICHELE	COM	14A	LMH	11,373.00	100.0	11,373.00	1	1	100.0	0	1
1997	0203	928	CASTILLO, JOSE AND MARIA	COM	14A	LMH	199.50	100.0	199.50	1	1	100.0	0	1
1997	0203	933	LAUNDER, WILLIS & DOROTHY	COM	14A	LMH	2,220.00	100.0	2,220.00	1	1	100.0	0	1
1997	0203	934	BROWER, BETTY	COM	14A	LMH	4,029.00	100.0	4,029.00	1	1	100.0	0	1
1997	0203	936	H-024 OOA ESHR	COM	14A	LMH	39,994.15	100.0	39,994.15	435	435	100.0	0	435
1997	0203	954	COLE, DARLENE	COM	14A	LMH	16,034.00	100.0	16,034.00	1	1	100.0	0	1
1997	0203	955	CALVILLO, MANUEL & FLOR	COM	14A	LMH	617.00	100.0	617.00	1	1	100.0	0	1
1997	0203	961	VILLA, MANUEL & DOLORES	COM	14A	LMH	429.50	100.0	429.50	1	1	100.0	0	1
1997	0203	973	RAMIREZ, JOSE & AMELIA	COM	14A	LMH	18,652.00	100.0	18,652.00	1	1	100.0	0	1
1997	0203	974	BARTHA-ORIQUE, LOUIE & VELDA	COM	14A	LMH	617.00	0.0	617.00	0	0	0.0	0	0
1997	0203	983	ASIA/HAQUE, SHAHIDA/MAZHAR	COM	14A	LMH	32,682.00	100.0	32,682.00	1	1	100.0	0	1
1997	0203	1025	MILANEZ, MERCIER J.	COM	14A	LMH	611.00	100.0	611.00	1	1	100.0	0	1
1997	0203	1070	INCLAN, ALFREDO	COM	14A	LMH	2,418.50	100.0	2,418.50	1	1	100.0	0	1
1997	0203	1080	PONGO, ELIZABETH	COM	14A	LMH	3,932.50	100.0	3,932.50	1	1	100.0	0	1

PGM	PROJ	IDIS			MTX	NTL	CUMULATIVE							
							Total	CDBG	OCCUPIED	UNITS	OCCUPIED	UNITS		
YEAR	ID	ACT ID	ACTIVITY NAME	STATUS	CD	OBJ	EST. AMT	% CDBG	DRAWN AMOUNT	TOTAL	L/M	% L/M		
1997	0203	1081	KAY, BELVA A.	COM	14A	LMH	193.50	100.0	193.50	1	1	100.0	0	1
1997	0203	1090	CORRIGAN, JACQUELINE S.	COM	14A	LMH	193.50	100.0	193.50	1	0	0.0	0	1
1997	0203	1096	PURVIS, LYNN	COM	14A	LMH	8,014.00	100.0	8,014.00	1	1	100.0	0	1
1997	0203	1099	HOLLAND, SUSAN G.	COM	14A	LMH	9,468.00	100.0	9,468.00	1	1	100.0	0	1
1997	0203	1100	HOLLINGER, SANDRA L.	COM	14A	LMH	36,522.00	100.0	36,522.00	1	1	100.0	0	1
1997	0203	1101	CLARK, YVONNE D.	COM	14A	LMH	17,862.00	100.0	17,862.00	1	1	100.0	0	1
1997	0203	1102	SANDOVAL, STANLEY	COM	14H	LMH	617.00	0.0	617.00	0	0	0.0	0	0
1997	0203	1103	BRACK, LESTER & LORRAINE	COM	14A	LMH	10,126.39	100.0	10,126.39	1	1	100.0	0	1
1997	0203	1311	BETANCOURT, ALFRED & MARIA	COM	14A	LMH	0.00		0.00	1	1	100.0	0	1
1997	0203	1312	MEDINA, JORGE & VERONICA	COM	14A	LMH	0.00		0.00	1	1	100.0	0	1
1997	0203	1313	MURO, DEBORAH	COM	14A	LMH	0.00		0.00	1	1	100.0	0	1
1997	0203	1314	MUNOZ, MARGARITA C.	COM	14A	LMH	0.00		0.00	1	1	100.0	0	1
1997	0203	1315	SHANKS, ROBERT	COM	14A	LMH	0.00		0.00	1	1	100.0	0	1
1997	0203	1329	ORTEGA, MARIA VERA	COM	14A	LMH	14,422.00	100.0	14,422.00	1	1	100.0	0	1
1997	0204	871	HLF95002 LAS MANANITAS MECCA MIGRANT HOU	COM	14B	LMH	451,111.05	100.0	451,111.05	11	11	100.0	0	11
1997	0204	1091	HLF97001 CIRCLE OF LIFE	COM	14A	LMH	70,000.00	100.0	70,000.00	12	12	100.0	0	12
1997	0204	1377	HL96001 DESERT GARDENS APARTMENTS	COM	12	LMH	50,000.00	100.0	50,000.00	84	84	100.0	0	84

1997	TOTALS: BUDGETED/UNDERWAY	0.00	0.0	0.00	0	0	0.0	0	0
	COMPLETED	1,520,812.39	100.0	1,520,812.39	744	743	99.8	0	744
		1,520,812.39	100.0	1,520,812.39	744	743	99.8	0	744

PGM	PROJ	IDIS			MTX	NTL							CUMULATIVE					
							STATUS	CD	OBJ	Total		CDBG	OCCUPIED	UNITS	OCCUPIED	UNITS		
YEAR	ID	ACT ID	ACTIVITY NAME	EST. AMT	% CDBG	DRAWN AMOUNT				TOTAL	L/M						% L/M	
1996	0095	1062	4.PD036	NIGHTENGALE MANOR	COM	14B	LMH	10,460.00	100.0	10,460.00	16	16	100.0	0	16			
1996	0096	1063	4.PD037	HOME IMPROVEMENT PROGRAM	COM	14A	LMH	137,672.00	100.0	137,672.00	46	46	100.0	0	46			
1996	0098	1064	4.PD039	ECS HIV/AIDS HOUSING	COM	14B	LMH	28,800.00	100.0	28,800.00	4	4	100.0	0	4			
1996	0106	1000	3.SJ048	HABITAT FOR HUMANITY-BROWN ST.	COM	12	LMH	0.00	0.0	0.00	0	0	0.0	0	0			
1996	0132	960	HL96002	MISSION HILLS MOBILE HOME PARK	COM	14B	LMH	355,623.86	100.0	355,623.86	147	147	100.0	0	147			
1996								TOTALS: BUDGETED/UNDERWAY			0.00	0.0	0.00	0	0	0.0	0	0
								COMPLETED			532,555.86	100.0	532,555.86	213	213	100.0	0	213
											532,555.86	100.0	532,555.86	213	213	100.0	0	213

PGM YEAR	PROJ ID	IDIS ACT ID	ACTIVITY NAME	STATUS	MTX NTL		Total EST. AMT	% CDBG	CDBG DRAWN AMOUNT	OCCUPIED TOTAL	UNITS L/M	% L/M	CUMULATIVE OCCUPIED UNITS	
					CD	OBJ								
PGM YEAR	PROJ ID	IDIS ACT ID	ACTIVITY NAME	STATUS	MTX NTL		Total EST. AMT	% CDBG	CDBG DRAWN AMOUNT	OCCUPIED TOTAL	UNITS L/M	% L/M	CUMULATIVE OCCUPIED UNITS	
					CD	OBJ								
1995	0090	1019	4.IN083 HABITAT FOR HUMANITY REHAB	COM	14A	LMH	0.00	0.0	0.00	0	0	0.0	0	0
							0.00	0.0	0.00	0	0	0.0	0	0
							0.00	0.0	0.00	0	0	0.0	0	0
							0.00	0.0	0.00	0	0	0.0	0	0
							0.00	0.0	0.00	0	0	0.0	0	0
							CUMULATIVE OCCUPIED UNITS							
PGM YEAR	PROJ ID	IDIS ACT ID	ACTIVITY NAME	STATUS	MTX NTL		Total EST. AMT	% CDBG	CDBG DRAWN AMOUNT	OCCUPIED TOTAL	UNITS L/M	% L/M	CUMULATIVE OCCUPIED UNITS	
					CD	OBJ								
1994	0002	312	Unknown	COM	14A	LMH	0.00	0.0	0.00	0	0	0.0	0	0
1994	0002	450	Unknown	COM	14A	LMH	0.00		0.00	33	24	72.7	0	33
1994	0002	457	Unknown	COM	14A	LMH	0.00		0.00	899	0	0.0	0	899
1994	0002	459	Unknown	COM	14A	LMH	0.00	0.0	0.00	0	0	0.0	0	0
1994	0002	476	Unknown	COM	14B	LMH	0.00	0.0	0.00	0	0	0.0	0	0
1994	0002	477	Unknown	COM	14B	LMH	0.00	0.0	0.00	0	0	0.0	0	0
1994	0002	534	2.NR005 NORCO INFILL HOUSING PROGRAM	COM	14G	LMH	37,380.99	100.0	37,380.99	8	8	100.0	0	8
							0.00	0.0	0.00	0	0	0.0	0	0
							37,380.99	100.0	37,380.99	940	32	3.4	0	940
							37,380.99	100.0	37,380.99	940	32	3.4	0	940

PR15 - Cost Per Home Assisted Unit/Family

U.S. Department of Housing and Urban Development
Office of Community Planning and Development
Integrated Disbursement and Information System
Cost Per Home-Assisted Unit/Family
RIVERSIDE COUNTY, CA

Program Year: 2015

All Years - Commitments

Activity Type	s/Families	Total Cost	Home Subsidy	stPer Unit/Family	yPer Unit/Family
NEW CONSTRUCTION	11	1,100,000	1,100,000	100,000	100,000
ACQUISITION ONLY	1	40,400	40,400	40,400	40,400
ACQUISITION AND REHABILITATION	3	682,000	682,000	227,333	227,333
	15	1,822,400	1,822,400	121,493	121,493
TBRA*	25		42,291		1,691

All Years - Completions

Activity Type	s/Families	Total Cost	Home Subsidy	stPer Unit/Family	yPer Unit/Family
NEW CONSTRUCTION	16	1,600,000	1,650,000	100,000	103,125
ACQUISITION ONLY	24	1,034,400	1,034,400	43,100	43,100
ACQUISITION AND REHABILITATION	11	1,320,000	1,450,000	120,000	131,818
	51	3,954,400	4,134,400	77,537	81,066
TBRA**	897		299,948		334

* TBRA cost per family may include security deposits only and may be varying contract terms.** Number of families who have received TBRA p

PR16 - HOME Lower Income Benefit

U.S. Department of Housing and Urban Development
Office of Community Planning and Development
Integrated Disbursement and Information System
HOME Lower Income Benefit - All Fiscal Years
Completed Activities Only
RIVERSIDE COUNTY , CA

DATE: 07-05-16
TIME: 11:08
PAGE: 1

	----- Percent of Area Median Income -----						
	0% - 30%	31% - 50%	51% - 60%	61% - 80%	Total 0% - 60%	Total 0% - 80%	Reported As Vacant
<u>Rental Activities</u>							
Units Completed	306	507	33	10	846	856	0
TBRA Families *	1,555	611	22	0	2,188	2,188	0
Lower Income Benefit %	61.1	36.7	1.8	0.3	99.7	100.0	
<u>Homebuyer Activities</u>							
Units Completed	140	337	180	506	657	1,163	0
Lower Income Benefit %	12.0	29.0	15.5	43.5	56.5	100.0	
<u>Homeowner Activities</u>							
Units Completed	0	0	0	0	0	0	0
Lower Income Benefit %	0.0	0.0	0.0	0.0	0.0	100.0	
<u>Total By Median Income</u>							
Units Completed	446	844	213	516	1,503	2,019	0
TBRA Families *	1,555	611	22	0	2,188	2,188	0
Lower Income Benefit %	47.6	34.6	5.6	12.3	87.7	100.0	

* TBRA Families are all families reported in TBRA activities which have had funds disbursed

PR23 - Summary of Accomplishments Reports (CDBG/HOME)



U.S. Department of Housing and Urban Development
Office of Community Planning and Development
Integrated Disbursement and Information System
CDBG Summary of Accomplishments
Program Year: 2015

DATE: 08-08-16
TIME: 12:32
PAGE: 1

RIVERSIDE COUNTY

IDIS Help Desk stated there are known programming errors with this report, therefore report has been manually corrected to match IDIS.

Count of CDBG Activities with Disbursements by Activity Group & Matrix Code

Activity Group	Activity Category	Open Count	Open Activities Disbursed	Completed Count	Completed Activities Disbursed	Program Year Count	Total Activities Disbursed
Economic Development	ED Direct Financial Assistance to For-Profits (18A)	2	\$21,971.05	0	\$0.00	2	\$21,971.05
	Micro-Enterprise Assistance (18C)	1	\$20,214.91	1	\$12,500.00	2	\$32,714.91
	Total Economic Development	3	\$42,185.96	1	\$12,500.00	4	\$54,685.96
	Rehab; Single-Unit Residential (14A)	6	\$210,756.00	2	\$28,184.79	8	\$238,940.79
Housing	Rehab; Other Publicly-Owned Residential Buildings (14D)	2	\$153.03	1	\$0.00	3	\$153.03
	Energy Efficiency Improvements (14F)	1	\$5,000.00	0	\$0.00	1	\$5,000.00
	Code Enforcement (15)	2	\$129,094.92	2	\$390,000.00	4	\$519,094.92
	Total Housing	11	\$345,003.95	5	\$418,184.79	16	\$763,188.74
Public Facilities and Improvements	Public Facilities and Improvement (General) (03)	11	\$30,940.93	5	\$258,040.88	16	\$288,981.81
	Senior Centers (03A)	7	\$802,377.49	2	\$9,821.01	9	\$812,198.50
	Handicapped Centers (03B)	2	\$595.70	1	\$110,000.00	3	\$110,595.70
	Neighborhood Facilities (03E)	2	\$155,120.79	2	\$12,785.75	4	\$167,906.54
	Parks, Recreational Facilities (03F)	13	\$215,898.40	6	\$766,168.55	19	\$982,066.95
	Water/Sewer Improvements (03J)	2	\$135,507.60	1	\$11,323.70	3	\$146,831.30
	Street Improvements (03K)	5	\$1,231.69	1	\$319,136.02	6	\$320,367.71
	Sidewalks (03L)	6	\$23,500.37	2	\$245,749.09	8	\$269,249.46
	Facilities for AIDS Patients (not operating costs) (03S)	2	\$649.39	0	\$0.00	2	\$649.39
	Total Public Facilities and Improvements	50	\$1,365,822.36	20	\$1,733,025.00	70	\$3,098,847.36
	Operating Costs of Homeless/AIDS Patients Programs (03T)	0	\$0.00	7	\$75,702.80	7	\$75,702.80
	Public Services (General) (05)	0	\$0.00	23	\$677,121.07	23	\$677,121.07
	Senior Services (05A)	0	\$0.00	5	\$157,759.44	5	\$157,759.44
	Youth Services (05D)	0	\$0.00	2	\$10,561.00	2	\$10,561.00
	Battered and Abused Spouses (05G)	0	\$0.00	2	\$19,000.00	2	\$19,000.00
	Child Care Services (05L)	0	\$0.00	1	\$22,358.00	1	\$22,358.00
	Abused and Neglected Children (05N)	0	\$0.00	3	\$53,500.00	3	\$53,500.00
	Mental Health Services (05O)	0	\$0.00	1	\$4,986.86	1	\$4,986.86
	Neighborhood Cleanups (05V)	0	\$0.00	1	\$32,470.66	1	\$32,470.66

Public Services	Food Banks (05W)	0	\$0.00	5	\$65,208.96	5	\$65,208.96
	Total Public Services	0	\$0.00	50	\$1,118,668.79	50	\$1,118,668.79
General Administration and Planning	General Program Administration (21A)	4	\$1,212,441.14	3	\$502,365.68	7	\$1,714,806.82
	Fair Housing Activities (subject to 20% Admin Cap) (21D)	0	\$0.00	2	\$134,915.18	2	\$134,915.18
	Total General Administration and Planning	4	\$1,212,441.14	5	\$637,280.86	9	\$1,849,722.00
	Grand Total	68	\$2,965,453.41	81	\$3,919,659.44	149	\$6,885,112.85

CDBG Sum of Actual Accomplishments by Activity Group and Accomplishment Type (Corrected to match IDIS)

Activity Group	Matrix Code	Accomplishment Type	Open Count	Completed Count	Program Year Totals
Economic Development	ED Direct Financial Assistance to For-Profits (18A)	Jobs	10	0	10
		Persons	5	0	5
	Micro-Enterprise Assistance (18C)	Business	0	4	4
		Total Economic Development	15	4	19
Housing	Rehab; Single-Unit Residential (14A)	Housing Units	31	10	41
	Rehab; Other Publicly-Owned Residential Buildings (14D)	Housing Units	212	123	335
	Energy Efficiency Improvements (14F)	Housing Units	2	0	2
	Code Enforcement (15)	Persons	68,690	142,780	211,470
	Total Housing		68,935	142,913	211,848
Public Facilities and Improvements	Public Facilities and Improvement (General) (03)	Persons	305,171	20,379	325,550
		Public Facilities	0	0	0
	Senior Centers (03A)	Public Facilities	32,456	80	32,536
	Handicapped Centers (03B)	Public Facilities	500	240	740
	Neighborhood Facilities (03E)	Public Facilities	7,977	5,339	13,316
	Parks, Recreational Facilities (03F)	Public Facilities	123,076	41,536	164,612
	Water/Sewer Improvements (03J)	Persons	2,990	3,190	6,180
	Street Improvements (03K)	Persons	21,935	7,225	29,160
	Sidewalks (03L)	Persons	27,049	7,601	34,650
	Facilities for AIDS Patients (not operating costs) (03S)	Public Facilities	2,200	0	2,200
	Total Public Facilities and Improvements		523,354	85,590	608,944
	Operating Costs of Homeless/AIDS Patients Programs (03T)	Persons	0	2,514	2,514
	Public Services (General) (05)	Persons	0	117,650	117,650
	Senior Services (05A)	Persons	0	1,932	1,932
	Youth Services (05D)	Persons	0	163	163
	Battered and Abused Spouses (05G)	Persons	0	943	943
	Child Care Services (05L)	Persons	0	50	50

	Abused and Neglected Children (05N)	Persons	0	264	264
	Mental Health Services (05O)	Persons	0	86	86
	Neighborhood Cleanups (05V)	Persons	0	118,585	118,585
	Food Banks (05W)	Persons	0	6,134	6,134
Public Services	Total Public Services		0	248,321	248,321
Grand Total			592,304	476,828	1,069,132

CDBG Beneficiaries by Racial / Ethnic Category

Housing-Non Housing	Race	Total Persons	Total Hispanic Persons	Total Households	Total Hispanic Households
	White	0	0	123	5
	Black/African American	0	0	8	0
	Asian	0	0	2	0
Housing	Total Housing	0	0	133	5
	White	33,148	12,264	0	0
	Black/African American	3,498	136	0	0
	Asian	714	34	0	0
	American Indian/Alaskan Native	418	117	0	0
	Native Hawaiian/Other Pacific Islander	165	42	0	0
	American Indian/Alaskan Native & White	288	50	0	0
	Asian & White	113	39	0	0
	Black/African American & White	279	50	0	0
	Amer. Indian/Alaskan Native & Black/African Amer.	131	101	0	0
	Other multi-racial	5,008	0	0	0
Non Housing	Total Non Housing (Manually added matrix code 05W)	43,762	12,833	0	0
	White	33,148	12,264	123	5
	Black/African American	3,498	136	8	0
	Asian	714	34	2	0
	American Indian/Alaskan Native	418	117	0	0
	Native Hawaiian/Other Pacific Islander	165	42	0	0
	American Indian/Alaskan Native & White	288	50	0	0
	Asian & White	113	39	0	0
	Black/African American & White	279	50	0	0
	Amer. Indian/Alaskan Native & Black/African Amer.	131	101	0	0
	Other multi-racial	5,008	0	0	0
Grand Total	Total Grand Total	43,762	12,833	133	5

CDBG Beneficiaries by Income Category (Report reflects beneficiaries by Racial category ONLY)

Income Levels		Owner Occupied	Renter Occupied	Persons
Housing	Extremely Low (<=30%)	2	76	0
	Low (>30% and <=50%)	5	27	0
	Mod (>50% and <=80%)	3	0	0
	Total Low-Mod	10	103	0
	Non Low-Mod (>80%)	0	20	0
	Total Beneficiaries	10	123	0
	Extremely Low (<=30%)	0	0	18,839
	Low (>30% and <=50%)	0	0	22,979
	Mod (>50% and <=80%)	0	0	1,449
	Total Low-Mod	0	0	43,267
Non Housing	Non Low-Mod (>80%)	0	0	495
	Total Beneficiaries (Manually added matrix code 05W beneficiaries)	0	0	43,762
	Total Housing/Non Housing Beneficiaries			43,895



U.S. Department of Housing and Urban Development
Office of Community Planning and Development
Integrated Disbursement and Information System
HOME Summary of Accomplishments
Program Year: 2015

DATE: 07-27-16
TIME: 12:24
PAGE: 1

RIVERSIDE COUNTY

Home Disbursements and Unit Completions

Activity Type	Disbursed Amount	Units Completed	Units Occupied
Rentals	\$451,586.06	27	27
TBRA Families	\$338,236.62	290	290
First Time Homebuyers	\$996,400.00	24	24
Total, Rentals and TBRA	\$789,822.68	317	317
Total, Homebuyers and	\$996,400.00	24	24
Grand Total	\$1,786,222.68	341	341

Home Unit Completions by Percent of Area Median Income

Activity Type						Units Completed
	0% - 30%	31% - 50%	51% - 60%	61% - 80%	Total 0% - 60%	Total 0% - 80%
Rentals	11	8	0	8	19	27
TBRA Families	190	99	1	0	290	290
First Time Homebuyers	0	3	2	19	5	24
Total, Rentals and TBRA	201	107	1	8	309	317
Total, Homebuyers and Homeowners	0	3	2	19	5	24
Grand Total	201	110	3	27	314	341

Home Unit Reported As Vacant

Activity Type	Reported as Vacant
Rentals	0
TBRA Families	0
First Time Homebuyers	0
Total, Rentals and TBRA	0
Total, Homebuyers and Homeowners	0
Grand Total	0

Home Unit Completions by Racial / Ethnic Category

	Rentals		TBRA Families		First Time Homebuyers		
	Units Completed	Units Completed - Hispanics	Units Completed	Units Completed - Hispanics	Units Completed	Units Completed - Hispanics	
White	10	5	140	57	21	15	171
Black/African American	9	0	123	0	1	0	133

Asian	1	0	4	0	0	0	5
American Indian/Alaskan Native	0	0	2	0	0	0	2
Native Hawaiian/Other Pacific Islander	0	0	1	0	0	0	1
American Indian/Alaskan Native & White	0	0	0	0	0	0	0
Black/African American & White	0	0	0	0	1	0	1
Other multi-racial	7	5	20	12	1	1	28
Total	27	10	290	69	24	16	341

	Total, Rentals and TBRA		Homeowners		Grand Total		
	Units Completed	Units Completed - Hispanics	Units Completed	Units Completed - Hispanics	Units Completed	Units Completed - Hispanics	
White	150	62	21	15	171	77	50.15%
Black/African American	132	0	1	0	133	0	39.00%
Asian	5	0	0	0	5	0	1.47%
American Indian/Alaskan Native	2	0	0	0	2	0	0.59%
Native Hawaiian/Other Pacific Islander	1	0	0	0	1	0	0.29%
American Indian/Alaskan Native & White	0	0	0	0	0	0	0.00%
Black/African American & White	1	0	1	0	1	0	0.29%
Other multi-racial	27	17	1	1	28	18	8.21%
Total	318	79	24	16	341	95	27.86%
					NonHisp	246	72.14%

IDIS PR23 - Beneficiaries by Racial/Ethnic Category
CDBG, HOME, ESG
2015-2016 CAPER Section CR-10

RACE	CDBG		HOME		*ESG		TOTAL	
White	33,271	75.80%	171	50.15%	2,731	69.83%	36,173	75.13%
Black/African American	3,506	7.99%	133	39.00%	739	18.90%	4,378	9.09%
Asian	716	1.63%	5	1.47%	30	0.77%	751	1.56%
American Indian/Alaskan Native	418	0.95%	2	0.59%	192	4.91%	612	1.27%
Native Hawaiian/Other Pacific Islander	165	0.38%	1	0.29%	40	1.02%	206	0.43%
American Indian/Alaskan Native&White	288	0.66%		0.00%			288	0.60%
Asian&White	113	0.26%					113	0.23%
Black/African American&White	279	0.64%	1	0.29%			280	0.58%
American Indian/Alaskan Native&Black/African	131	0.30%					131	0.27%
Other Multi-Racial	5,008	11.41%	28	8.21%	151	3.86%	5,187	10.77%
Information Missing/Don't know/Refused					28	0.72%	28	0.06%
TOTAL	43,895		341		3,911		48,147	

Hispanic	12,838	29.25%	95	27.86%	1,515	38.74%	14,448	30.01%
Non-Hispanic	31,057	70.75%	246	72.14%	2,390	61.11%	33,693	69.98%
Information Missing/Don't know/Refused					6	0.15%	6	0.01%
TOTAL	43,895		341	100%	3,911		48,147	

(*ESG Victim Services provider reported 320 in section CR-65, not reflected in this table)

PR25 - Status of CHDO Funds by Fiscal Year



U.S. Department of Housing and Urban Development
Office of Community Planning and Development
Integrated Disbursement and Information System
PR 25 - Status of CHDO Funds by Fiscal Year Report
RIVERSIDE COUNTY, CA

DATE: 07-05-16
TIME: 11:13
PAGE: 1

Funds Subgranted To CHDOS

Fiscal Year	CHDO Name	Fund Type	Amount	Amount	Balance	%	Amount	%
			Reserved	Committed	to	Committed	Disbursed	Disbursed
					Commit	Reserved		Committed
2015	Riverside Housing Development	CR	\$255,262.00	\$255,262.00	\$0.00	100.0%	\$198,566.76	77.8%
	Fund Type Total for 2015	CR	\$255,262.00	\$255,262.00	\$0.00	100.0%	\$198,566.76	77.8%
Total For 2015 Funds (CR+CC+CL)			\$255,262.00					
Total For 2015 Funds (CO)			\$0.00					

Funds Subgranted To CHDOS

Fiscal Year	CHDO Name	Fund Type	Amount	Amount	Balance	%	Amount	%
			Reserved	Committed	to	Committed	Disbursed	Disbursed
					Commit	Reserved		Committed
2014	Coachella Valley Housing Coalition	CR	\$275,200.00	\$275,200.00	\$0.00	100.0%	\$268,086.37	97.4%
	Mercy House CHDO, Inc.	CR	\$250,052.00	\$250,052.00	\$0.00	100.0%	\$250,052.00	100.0%
	Riverside Housing Development	CR	\$146,131.00	\$146,131.00	\$0.00	100.0%	\$146,131.00	100.0%
	Fund Type Total for 2014	CR	\$671,383.00	\$671,383.00	\$0.00	100.0%	\$664,269.37	98.9%
Total For 2014 Funds (CR+CC+CL)			\$671,383.00					
Total For 2014 Funds (CO)			\$0.00					

Funds Subgranted To CHDOS

Fiscal Year	CHDO Name	Fund Type	Amount	Amount	Balance	%	Amount	%
			Reserved	Committed	to	Committed	Disbursed	Disbursed
					Commit	Reserved		Committed
2013	Mercy House CHDO, Inc.	CR	\$249,948.00	\$249,948.00	\$0.00	100.0%	\$249,948.00	100.0%
	Fund Type Total for 2013	CR	\$249,948.00	\$249,948.00	\$0.00	100.0%	\$249,948.00	100.0%
Total For 2013 Funds (CR+CC+CL)			\$249,948.00					
Total For 2013 Funds (CO)			\$0.00					

Funds Subgranted To CHDOS

Fiscal Year	CHDO Name	Fund Type	Amount	Amount	Balance	%	Amount	%
			Reserved	Committed	to	Committed	Disbursed	Disbursed
					Commit	Reserved		Committed
2012	Coachella Valley Housing Coalition	CR	\$1,000,000.00	\$1,000,000.00	\$0.00	100.0%	\$1,000,000.00	100.0%
	Riverside Housing Development	CR	\$248,053.00	\$248,053.00	\$0.00	100.0%	\$248,053.00	100.0%
	Fund Type Total for 2012	CR	\$1,248,053.00	\$1,248,053.00	\$0.00	100.0%	\$1,248,053.00	100.0%
Total For 2012 Funds (CR+CC+CL)			\$1,248,053.00					
Total For 2012 Funds (CO)			\$0.00					

Funds Subgranted To CHDOS

			Amount	Amount	Balance	%		%
			Reserved	Committed	to	Committed	Amount	Disbursed
Fiscal Year	CHDO Name	Fund Type	Reserved	Committed	Commit	Reserved	Disbursed	Committed
2011	Riverside Housing Development	CR	\$771,947.00	\$771,947.00	\$0.00	100.0%	\$771,947.00	100.0%
Fund Type Total for 2011			\$771,947.00	\$771,947.00	\$0.00	100.0%	\$771,947.00	100.0%
Total For 2011 Funds (CR+CC+CL)			\$771,947.00					
Total For 2011 Funds (CO)			\$0.00					

Funds Subgranted To CHDOS

			Amount	Amount	Balance	%		%
			Reserved	Committed	to	Committed	Amount	Disbursed
Fiscal Year	CHDO Name	Fund Type	Reserved	Committed	Commit	Reserved	Disbursed	Committed
2010	Coachella Valley Housing Coalition	CR	\$2,102,000.00	\$2,102,000.00	\$0.00	100.0%	\$2,102,000.00	100.0%
	Riverside Housing Development	CR	\$300,000.00	\$300,000.00	\$0.00	100.0%	\$300,000.00	100.0%
Fund Type Total for 2010			\$2,402,000.00	\$2,402,000.00	\$0.00	100.0%	\$2,402,000.00	100.0%
Total For 2010 Funds (CR+CC+CL)			\$2,402,000.00					
Total For 2010 Funds (CO)			\$0.00					

Funds Subgranted To CHDOS

			Amount	Amount	Balance	%		%
			Reserved	Committed	to	Committed	Amount	Disbursed
Fiscal Year	CHDO Name	Fund Type	Reserved	Committed	Commit	Reserved	Disbursed	Committed
2009	Coachella Valley Housing Coalition	CR	\$300,000.00	\$300,000.00	\$0.00	100.0%	\$300,000.00	100.0%
	SOUTHERN CALIFORNIA HOUSING DEV CORP OF CALIFORNIA	CR	\$200,000.00	\$200,000.00	\$0.00	100.0%	\$200,000.00	100.0%
Fund Type Total for 2009			\$500,000.00	\$500,000.00	\$0.00	100.0%	\$500,000.00	100.0%
Total For 2009 Funds (CR+CC+CL)			\$500,000.00					
Total For 2009 Funds (CO)			\$0.00					

Funds Subgranted To CHDOS

			Amount	Amount	Balance	%		%
			Reserved	Committed	to	Committed	Amount	Disbursed
Fiscal Year	CHDO Name	Fund Type	Reserved	Committed	Commit	Reserved	Disbursed	Committed
2008	Coachella Valley Housing Coalition	CR	\$1,149,067.55	\$1,149,067.55	\$0.00	100.0%	\$1,149,067.55	100.0%
	SOUTHERN CA HOUSING DEV CORP OF CALIFORNIA	CR	\$400,932.45	\$400,932.45	\$0.00	100.0%	\$400,932.45	100.0%
Fund Type Total for 2008			\$1,550,000.00	\$1,550,000.00	\$0.00	100.0%	\$1,550,000.00	100.0%
Total For 2008 Funds (CR+CC+CL)			\$1,550,000.00					
Total For 2008 Funds (CO)			\$0.00					

Funds Subgranted To CHDOS

			Amount	Amount	Balance	%		%
			Reserved	Committed	to	Committed	Amount	Disbursed
Fiscal Year	CHDO Name	Fund Type	Reserved	Committed	Commit	Reserved	Disbursed	Committed
2007	Coachella Valley Housing Coalition	CR	\$1,150,932.45	\$1,150,932.45	\$0.00	100.0%	\$1,150,932.45	100.0%
	SOUTHERN CA HOUSING DEV CORP OF CALIFORNIA	CR	\$649,067.55	\$649,067.55	\$0.00	100.0%	\$649,067.55	100.0%
Fund Type Total for 2007			\$1,800,000.00	\$1,800,000.00	\$0.00	100.0%	\$1,800,000.00	100.0%
Total For 2007 Funds (CR+CC+CL)			\$1,800,000.00					
Total For 2007 Funds (CO)			\$0.00					

Funds Subgranted To CHDOS

			Amount	Amount	Balance	%		%
			Reserved	Committed	to	Committed	Amount	Disbursed
Fiscal Year	CHDO Name	Fund Type	Reserved	Committed	Commit	Reserved	Disbursed	Committed
2006	Coachella Valley Housing Coalition	CR	\$764,250.00	\$764,250.00	\$0.00	100.0%	\$764,250.00	100.0%
Fund Type Total for 2006			CR	\$764,250.00	\$764,250.00	\$0.00	100.0%	\$764,250.00
Total For 2006 Funds (CR+CC+CL)			\$764,250.00					
Total For 2006 Funds (CO)			\$0.00					

Funds Subgranted To CHDOS

			Amount	Amount	Balance	%		%
			Reserved	Committed	to	Committed	Amount	Disbursed
Fiscal Year	CHDO Name	Fund Type	Reserved	Committed	Commit	Reserved	Disbursed	Committed
2005	Coachella Valley Housing Coalition	CR	\$662,846.00	\$662,846.00	\$0.00	100.0%	\$662,846.00	100.0%
Fund Type Total for 2005			CR	\$662,846.00	\$662,846.00	\$0.00	100.0%	\$662,846.00
Total For 2005 Funds (CR+CC+CL)			\$662,846.00					
Total For 2005 Funds (CO)			\$0.00					

Funds Subgranted To CHDOS

			Amount	Amount	Balance	%		%
			Reserved	Committed	to	Committed	Amount	Disbursed
Fiscal Year	CHDO Name	Fund Type	Reserved	Committed	Commit	Reserved	Disbursed	Committed
2004	Coachella Valley Housing Coalition	CR	\$850,000.00	\$850,000.00	\$0.00	100.0%	\$850,000.00	100.0%
Fund Type Total for 2004			CR	\$850,000.00	\$850,000.00	\$0.00	100.0%	\$850,000.00
Total For 2004 Funds (CR+CC+CL)			\$850,000.00					
Total For 2004 Funds (CO)			\$0.00					

Funds Subgranted To CHDOS

			Amount	Amount	Balance	%		%
			Reserved	Committed	to	Committed	Amount	Disbursed
Fiscal Year	CHDO Name	Fund Type	Reserved	Committed	Commit	Reserved	Disbursed	Committed
2003	Coachella Valley Housing Coalition	CR	\$590,861.10	\$590,861.10	\$0.00	100.0%	\$590,861.10	100.0%
Fund Type Total for 2003			CR	\$590,861.10	\$590,861.10	\$0.00	100.0%	\$590,861.10
Total For 2003 Funds (CR+CC+CL)			\$590,861.10					
Total For 2003 Funds (CO)			\$0.00					

Funds Subgranted To CHDOS

			Amount	Amount	Balance	%		%
			Reserved	Committed	to	Committed	Amount	Disbursed
Fiscal Year	CHDO Name	Fund Type	Reserved	Committed	Commit	Reserved	Disbursed	Committed
2002	Coachella Valley Housing Coalition	CR	\$447,000.00	\$447,000.00	\$0.00	100.0%	\$447,000.00	100.0%
Fund Type Total for 2002			CR	\$447,000.00	\$447,000.00	\$0.00	100.0%	\$447,000.00
Total For 2002 Funds (CR+CC+CL)			\$447,000.00					
Total For 2002 Funds (CO)			\$0.00					

Funds Subgranted To CHDOS

			Amount	Amount	Balance	%		%
			Reserved	Committed	to	Committed	Amount	Disbursed
Fiscal Year	CHDO Name	Fund Type	Reserved	Committed	Commit	Reserved	Disbursed	Committed
2001	Coachella Valley Housing Coalition	CR	\$448,050.00	\$448,050.00	\$0.00	100.0%	\$448,050.00	100.0%
Fund Type Total for 2001			CR	\$448,050.00	\$448,050.00	\$0.00	100.0%	\$448,050.00
Total For 2001 Funds (CR+CC+CL)			\$448,050.00					
Total For 2001 Funds (CO)			\$0.00					

Funds Subgranted To CHDOS

			Amount	Amount	Balance	%		%
			Reserved	Committed	to	Committed	Amount	Disbursed
Fiscal Year	CHDO Name	Fund Type			Commit	Reserved	Disbursed	Committed
2000	Coachella Valley Housing Coalition	CR	\$418,800.00	\$418,800.00	\$0.00	100.0%	\$418,800.00	100.0%
Fund Type Total for 2000			CR	\$418,800.00	\$418,800.00	\$0.00	100.0%	\$418,800.00
Total For 2000 Funds (CR+CC+CL)			\$418,800.00					
Total For 2000 Funds (CO)			\$0.00					

Funds Subgranted To CHDOS

			Amount	Amount	Balance	%		%
			Reserved	Committed	to	Committed	Amount	Disbursed
Fiscal Year	CHDO Name	Fund Type			Commit	Reserved	Disbursed	Committed
1999	Coachella Valley Housing Coalition	CR	\$417,600.00	\$417,600.00	\$0.00	100.0%	\$417,600.00	100.0%
Fund Type Total for 1999			CR	\$417,600.00	\$417,600.00	\$0.00	100.0%	\$417,600.00
Total For 1999 Funds (CR+CC+CL)			\$417,600.00					
Total For 1999 Funds (CO)			\$0.00					

Funds Subgranted To CHDOS

			Amount	Amount	Balance	%		%
			Reserved	Committed	to	Committed	Amount	Disbursed
Fiscal Year	CHDO Name	Fund Type			Commit	Reserved	Disbursed	Committed
1998	Coachella Valley Housing Coalition	CR	\$1,097,538.86	\$1,097,538.86	\$0.00	100.0%	\$1,097,538.86	100.0%
Fund Type Total for 1998			CR	\$1,097,538.86	\$1,097,538.86	\$0.00	100.0%	\$1,097,538.86
Total For 1998 Funds (CR+CC+CL)			\$1,097,538.86					
Total For 1998 Funds (CO)			\$0.00					

Funds Subgranted To CHDOS

			Amount	Amount	Balance	%		%
			Reserved	Committed	to	Committed	Amount	Disbursed
Fiscal Year	CHDO Name	Fund Type			Commit	Reserved	Disbursed	Committed
1997	Coachella Valley Housing Coalition	CR	\$367,500.00	\$367,500.00	\$0.00	100.0%	\$367,500.00	100.0%
Fund Type Total for 1997			CR	\$367,500.00	\$367,500.00	\$0.00	100.0%	\$367,500.00
Total For 1997 Funds (CR+CC+CL)			\$367,500.00					
Total For 1997 Funds (CO)			\$0.00					

Funds Subgranted To CHDOS

			Amount	Amount	Balance	%		%
			Reserved	Committed	to	Committed	Amount	Disbursed
Fiscal Year	CHDO Name	Fund Type			Commit	Reserved	Disbursed	Committed
1996	Coachella Valley Housing Coalition	CR	\$392,211.00	\$392,211.00	\$0.00	100.0%	\$392,211.00	100.0%
Fund Type Total for 1996			CR	\$392,211.00	\$392,211.00	\$0.00	100.0%	\$392,211.00
Total For 1996 Funds (CR+CC+CL)			\$392,211.00					
Total For 1996 Funds (CO)			\$0.00					

Funds Subgranted To CHDOS

			Amount	Amount	Balance	%		%
			Reserved	Committed	to	Committed	Amount	Disbursed
Fiscal Year	CHDO Name	Fund Type			Commit	Reserved	Disbursed	Committed
1995	Coachella Valley Housing Coalition	CR	\$397,150.00	\$397,150.00	\$0.00	100.0%	\$397,150.00	100.0%
Fund Type Total for 1995			CR	\$397,150.00	\$397,150.00	\$0.00	100.0%	\$397,150.00
Total For 1995 Funds (CR+CC+CL)			\$397,150.00					
Total For 1995 Funds (CO)			\$0.00					

Funds Subgranted To CHDOS

			Amount	Amount	Balance	%		%
			Reserved	Committed	to	Committed	Amount	Disbursed
Fiscal Year	CHDO Name	Fund Type	Reserved	Committed	Commit	Reserved	Disbursed	Committed
1994	Coachella Valley Housing Coalition	CR	\$369,300.00	\$369,300.00	\$0.00	100.0%	\$369,300.00	100.0%
Fund Type Total for 1994			\$369,300.00	\$369,300.00	\$0.00	100.0%	\$369,300.00	100.0%
Total For 1994 Funds (CR+CC+CL)			\$369,300.00					
Total For 1994 Funds (CO)			\$0.00					

Funds Subgranted To CHDOS

			Amount	Amount	Balance	%		%
			Reserved	Committed	to	Committed	Amount	Disbursed
Fiscal Year	CHDO Name	Fund Type	Reserved	Committed	Commit	Reserved	Disbursed	Committed
1993	Coachella Valley Housing Coalition	CR	\$369,593.00	\$369,593.00	\$0.00	100.0%	\$369,593.00	100.0%
Fund Type Total for 1993			\$369,593.00	\$369,593.00	\$0.00	100.0%	\$369,593.00	100.0%
Total For 1993 Funds (CR+CC+CL)			\$369,593.00					
Total For 1993 Funds (CO)			\$0.00					

Funds Subgranted To CHDOS

			Amount	Amount	Balance	%		%
			Reserved	Committed	to	Committed	Amount	Disbursed
Fiscal Year	CHDO Name	Fund Type	Reserved	Committed	Commit	Reserved	Disbursed	Committed
1992	B.P.R.C.	CR	\$99,551.87	\$99,551.87	\$0.00	100.0%	\$99,551.87	100.0%
	Coachella Valley Housing Coalition	CR	\$1,327,700.13	\$1,327,700.13	\$0.00	100.0%	\$1,327,700.13	100.0%
Fund Type Total for 1992			\$1,427,252.00	\$1,427,252.00	\$0.00	100.0%	\$1,427,252.00	100.0%
Total For 1992 Funds (CR+CC+CL)			\$1,427,252.00					
Total For 1992 Funds (CO)			\$0.00					
Total For All Years (Subgranted to CHDOS)			\$18,468,544.96					
Total For All Years (Not Subgranted to CHDOS)								
Grand Total			\$18,468,544.96					

PR26 - Financial Summary



Office of Community Planning and Development
U.S. Department of Housing and Urban Development
Integrated Disbursement and Information System
PR26 - CDBG Financial Summary Report
Program Year 2015
RIVERSIDE COUNTY , CA

DATE: 08-26-16
TIME: 13:34
PAGE: 1

PART I: SUMMARY OF CDBG RESOURCES

01 UNEXPENDED CDBG FUNDS AT END OF PREVIOUS PROGRAM YEAR	8,169,510.64
02 ENTITLEMENT GRANT	7,637,386.00
03 SURPLUS URBAN RENEWAL	0.00
04 SECTION 108 GUARANTEED LOAN FUNDS	0.00
05 CURRENT YEAR PROGRAM INCOME	73,696.21
05a CURRENT YEAR SECTION 108 PROGRAM INCOME (FOR SI TYPE)	0.00
06 FUNDS RETURNED TO THE LINE-OF-CREDIT	0.00
06a FUNDS RETURNED TO THE LOCAL CDBG ACCOUNT	0.00
07 ADJUSTMENT TO COMPUTE TOTAL AVAILABLE	0.00
08 TOTAL AVAILABLE (SUM, LINES 01-07)	15,880,592.85

PART II: SUMMARY OF CDBG EXPENDITURES

09 DISBURSEMENTS OTHER THAN SECTION 108 REPAYMENTS AND PLANNING/ADMINISTRATION	5,035,390.85
10 ADJUSTMENT TO COMPUTE TOTAL AMOUNT SUBJECT TO LOW/MOD BENEFIT	0.00
11 AMOUNT SUBJECT TO LOW/MOD BENEFIT (LINE 09 + LINE 10)	5,035,390.85
12 DISBURSED IN IDIS FOR PLANNING/ADMINISTRATION	1,849,722.00
13 DISBURSED IN IDIS FOR SECTION 108 REPAYMENTS	0.00
14 ADJUSTMENT TO COMPUTE TOTAL EXPENDITURES	0.00
15 TOTAL EXPENDITURES (SUM, LINES 11-14)	6,885,112.85
16 UNEXPENDED BALANCE (LINE 08 - LINE 15)	8,995,480.00

PART III: LOW/MOD BENEFIT THIS REPORTING PERIOD

17 EXPENDED FOR LOW/MOD HOUSING IN SPECIAL AREAS	0.00
18 EXPENDED FOR LOW/MOD MULTI-UNIT HOUSING	0.00
19 DISBURSED FOR OTHER LOW/MOD ACTIVITIES	5,035,390.85
20 ADJUSTMENT TO COMPUTE TOTAL LOW/MOD CREDIT	0.00
21 TOTAL LOW/MOD CREDIT (SUM, LINES 17-20)	5,035,390.85
22 PERCENT LOW/MOD CREDIT (LINE 21/LINE 11)	100.00%

LOW/MOD BENEFIT FOR MULTI-YEAR CERTIFICATIONS

23 PROGRAM YEARS(PY) COVERED IN CERTIFICATION	PY: 2013 PY: 2014 PY: 2015
24 CUMULATIVE NET EXPENDITURES SUBJECT TO LOW/MOD BENEFIT CALCULATION	16,919,000.79
25 CUMULATIVE EXPENDITURES BENEFITING LOW/MOD PERSONS	16,919,000.79
26 PERCENT BENEFIT TO LOW/MOD PERSONS (LINE 25/LINE 24)	100.00%

PART IV: PUBLIC SERVICE (PS) CAP CALCULATIONS

27 DISBURSED IN IDIS FOR PUBLIC SERVICES	1,118,668.79
28 PS UNLIQUIDATED OBLIGATIONS AT END OF CURRENT PROGRAM YEAR	0.00
29 PS UNLIQUIDATED OBLIGATIONS AT END OF PREVIOUS PROGRAM YEAR	0.00
30 ADJUSTMENT TO COMPUTE TOTAL PS OBLIGATIONS	0.00
31 TOTAL PS OBLIGATIONS (LINE 27 + LINE 28 - LINE 29 + LINE 30)	1,118,668.79
32 ENTITLEMENT GRANT	7,637,386.00
33 PRIOR YEAR PROGRAM INCOME	181,828.19
34 ADJUSTMENT TO COMPUTE TOTAL SUBJECT TO PS CAP	0.00
35 TOTAL SUBJECT TO PS CAP (SUM, LINES 32-34)	7,819,214.19
36 PERCENT FUNDS OBLIGATED FOR PS ACTIVITIES (LINE 31/LINE 35)	14.31%

PART V: PLANNING AND ADMINISTRATION (PA) CAP

37 DISBURSED IN IDIS FOR PLANNING/ADMINISTRATION	1,849,722.00
38 PA UNLIQUIDATED OBLIGATIONS AT END OF CURRENT PROGRAM YEAR	234,193.10
39 PA UNLIQUIDATED OBLIGATIONS AT END OF PREVIOUS PROGRAM YEAR	536,791.73
40 ADJUSTMENT TO COMPUTE TOTAL PA OBLIGATIONS	(6,522.72)
41 TOTAL PA OBLIGATIONS (LINE 37 + LINE 38 - LINE 39 +LINE 40)	1,540,600.65
42 ENTITLEMENT GRANT	7,637,386.00
43 CURRENT YEAR PROGRAM INCOME	73,696.21
44 ADJUSTMENT TO COMPUTE TOTAL SUBJECT TO PA CAP	0.00
45 TOTAL SUBJECT TO PA CAP (SUM, LINES 42-44)	7,711,082.21
46 PERCENT FUNDS OBLIGATED FOR PA ACTIVITIES (LINE 41/LINE 45)	19.98%



Office of Community Planning and Development
U.S. Department of Housing and Urban Development
Integrated Disbursement and Information System
PR26 - CDBG Financial Summary Report
Program Year 2015
RIVERSIDE COUNTY , CA

DATE: 08-26-16
TIME: 13:34
PAGE: 2

LINE 17 DETAIL: ACTIVITIES TO CONSIDER IN DETERMINING THE AMOUNT TO ENTER ON LINE 17

Report returned no data.

LINE 18 DETAIL: ACTIVITIES TO CONSIDER IN DETERMINING THE AMOUNT TO ENTER ON LINE 18

Report returned no data.

LINE 19 DETAIL: ACTIVITIES INCLUDED IN THE COMPUTATION OF LINE 19

Plan Year	IDIS Project	IDIS Activity	Voucher Number	Activity Name	Matrix Code	National Objective	Drawn Amount
2010	102	4991	5866899	3.MR.16-10 - Pedestrian Safety Enhancements (2010-2011) Phase II	03	LMC	\$15,423.72
2010	102	4991	5912653	3.MR.16-10 - Pedestrian Safety Enhancements (2010-2011) Phase II	03	LMC	\$280.96
2011	104	5206	5846372	9.76-11 - Good Hope Elementary School Sidewalk Project	03	LMA	\$212.50
2011	104	5206	5864154	9.76-11 - Good Hope Elementary School Sidewalk Project	03	LMA	\$111,983.53
2014	77	5625	5875169	4.164-14 - S.C.R.A.P. Gallery Mural Program	03	LMA	\$72.08
2014	77	5625	5888921	4.164-14 - S.C.R.A.P. Gallery Mural Program	03	LMA	\$2,250.00
2014	77	5625	5947980	4.164-14 - S.C.R.A.P. Gallery Mural Program	03	LMA	\$6,585.28
2014	94	5643	5923332	5.BEA-24-14 - Street& Sidewalk Improvement Project	03	LMA	\$3,894.46
2014	101	5670	5913607	4.168-14 - Colorado River Community Center	03	LMA	\$556.00
2014	101	5670	5919370	4.168-14 - Colorado River Community Center	03	LMA	\$10.00
2014	101	5670	5945471	4.168-14 - Colorado River Community Center	03	LMA	\$14.72
2014	101	5812	5909084	4.168-14 - Activity Delivery Cost- Colorado River Community Center	03	LMA	\$252.20
2014	101	5812	5912653	4.168-14 - Activity Delivery Cost- Colorado River Community Center	03	LMA	\$704.22
2014	101	5812	5922003	4.168-14 - Activity Delivery Cost- Colorado River Community Center	03	LMA	\$311.01
2014	101	5812	5933420	4.168-14 - Activity Delivery Cost- Colorado River Community Center	03	LMA	\$482.36
2014	101	5812	5937965	4.168-14 - Activity Delivery Cost- Colorado River Community Center	03	LMA	\$846.44
2014	101	5812	5938519	4.168-14 - Activity Delivery Cost- Colorado River Community Center	03	LMA	\$423.10
2014	101	5812	5947061	4.168-14 - Activity Delivery Cost- Colorado River Community Center	03	LMA	\$0.04
2015	10	5775	5860235	9.130-15 - Fair Housing Public Facility Fund	03	LMC	\$3,041.41
2015	10	5775	5866909	9.130-15 - Fair Housing Public Facility Fund	03	LMC	\$904.20
2015	10	5775	5877117	9.130-15 - Fair Housing Public Facility Fund	03	LMC	\$904.20
2015	10	5775	5888927	9.130-15 - Fair Housing Public Facility Fund	03	LMC	\$931.87
2015	10	5775	5904334	9.130-15 - Fair Housing Public Facility Fund	03	LMC	\$2,105.58
2015	10	5775	5913609	9.130-15 - Fair Housing Public Facility Fund	03	LMC	\$1,173.71
2015	10	5775	5924274	9.130-15 - Fair Housing Public Facility Fund	03	LMC	\$737.16
2015	10	5775	5943401	9.130-15 - Fair Housing Public Facility Fund	03	LMC	\$2,043.04
2015	45	5730	5937965	4.183-15 - ERU Facility Improvement Project	03	LMC	\$6,078.00
2015	77	5760	5912650	4.LQ.23-15 - City of La Quinta ADA Improvements	03	LMC	\$85,048.64
2015	77	5760	5913609	4.LQ.23-15 - City of La Quinta ADA Improvements	03	LMC	\$21,355.74
2015	77	5760	5934508	4.LQ.23-15 - City of La Quinta ADA Improvements	03	LMC	\$5,816.62
2015	102	5785	5937966	5.80-15 - March Field Air Museum ADA Project	03	LMC	\$13,900.00
2015	102	5821	5947042	5.80-15 - Activity Delivery Cost- March Field Air Museum ADA Project	03	LMC	\$639.02
					03	Matrix Code	\$288,981.81
2011	95	5197	5866899	3.MR.23-11 - Murrieta Senior Center Expansion Project	03A	LMC	\$7,673.46
2011	95	5197	5913607	3.MR.23-11 - Murrieta Senior Center Expansion Project	03A	LMC	\$159,127.34
2011	95	5197	5924267	3.MR.23-11 - Murrieta Senior Center Expansion Project	03A	LMC	\$51,618.29
2011	95	5197	5937252	3.MR.23-11 - Murrieta Senior Center Expansion Project	03A	LMC	\$159,302.93
2013	37	5464	5912089	2.57-13 - Eddie Dee Smith Senior Center Improvement Project	03A	LMC	\$49,700.48



Office of Community Planning and Development
U.S. Department of Housing and Urban Development
Integrated Disbursement and Information System
PR26 - CDBG Financial Summary Report
Program Year 2015
RIVERSIDE COUNTY , CA

DATE: 08-26-16
TIME: 13:34
PAGE: 3

Plan Year	IDIS Project	IDIS Activity	Voucher Number	Activity Name	Matrix Code	National Objective	Drawn Amount
2013	37	5464	5931124	2.57-13 - Eddie Dee Smith Senior Center Improvement Project	03A	LMC	\$29,328.79
2013	37	5464	5936219	2.57-13 - Eddie Dee Smith Senior Center Improvement Project	03A	LMC	\$600.01
2013	37	5464	5947042	2.57-13 - Eddie Dee Smith Senior Center Improvement Project	03A	LMC	\$1,574.15
2013	45	5472	5826416	3.99-13 - Hemet Senior Center Parking Lot Expansion Site Acquisition and Improvement Project	03A	LMC	\$500.00
2013	45	5472	5846372	3.99-13 - Hemet Senior Center Parking Lot Expansion Site Acquisition and Improvement Project	03A	LMC	\$2,647.56
2013	45	5472	5848836	3.99-13 - Hemet Senior Center Parking Lot Expansion Site Acquisition and Improvement Project	03A	LMC	\$1,012.50
2013	45	5472	5851499	3.99-13 - Hemet Senior Center Parking Lot Expansion Site Acquisition and Improvement Project	03A	LMC	\$3,432.33
2013	45	5472	5858099	3.99-13 - Hemet Senior Center Parking Lot Expansion Site Acquisition and Improvement Project	03A	LMC	\$2,863.98
2013	45	5472	5868844	3.99-13 - Hemet Senior Center Parking Lot Expansion Site Acquisition and Improvement Project	03A	LMC	\$192.93
2013	45	5472	5869948	3.99-13 - Hemet Senior Center Parking Lot Expansion Site Acquisition and Improvement Project	03A	LMC	\$1,706.50
2013	45	5472	5875169	3.99-13 - Hemet Senior Center Parking Lot Expansion Site Acquisition and Improvement Project	03A	LMC	\$5,717.12
2013	45	5472	5875177	3.99-13 - Hemet Senior Center Parking Lot Expansion Site Acquisition and Improvement Project	03A	LMC	\$951.50
2013	45	5472	5880990	3.99-13 - Hemet Senior Center Parking Lot Expansion Site Acquisition and Improvement Project	03A	LMC	\$3,786.57
2013	45	5472	5887694	3.99-13 - Hemet Senior Center Parking Lot Expansion Site Acquisition and Improvement Project	03A	LMC	\$2,312.50
2013	45	5472	5888921	3.99-13 - Hemet Senior Center Parking Lot Expansion Site Acquisition and Improvement Project	03A	LMC	\$2,194.82
2013	45	5472	5893546	3.99-13 - Hemet Senior Center Parking Lot Expansion Site Acquisition and Improvement Project	03A	LMC	\$1,503.87
2013	45	5472	5894262	3.99-13 - Hemet Senior Center Parking Lot Expansion Site Acquisition and Improvement Project	03A	LMC	\$882.72
2013	45	5472	5894904	3.99-13 - Hemet Senior Center Parking Lot Expansion Site Acquisition and Improvement Project	03A	LMC	\$800.00
2013	45	5472	5903066	3.99-13 - Hemet Senior Center Parking Lot Expansion Site Acquisition and Improvement Project	03A	LMC	\$1,201.60
2013	45	5472	5904275	3.99-13 - Hemet Senior Center Parking Lot Expansion Site Acquisition and Improvement Project	03A	LMC	\$900.14
2013	45	5472	5905754	3.99-13 - Hemet Senior Center Parking Lot Expansion Site Acquisition and Improvement Project	03A	LMC	\$278.40
2013	45	5472	5907215	3.99-13 - Hemet Senior Center Parking Lot Expansion Site Acquisition and Improvement Project	03A	LMC	\$764.26
2013	45	5472	5909074	3.99-13 - Hemet Senior Center Parking Lot Expansion Site Acquisition and Improvement Project	03A	LMC	\$1,438.77
2013	45	5472	5909503	3.99-13 - Hemet Senior Center Parking Lot Expansion Site Acquisition and Improvement Project	03A	LMC	\$4,667.32
2013	45	5472	5910106	3.99-13 - Hemet Senior Center Parking Lot Expansion Site Acquisition and Improvement Project	03A	LMC	\$1,710.19
2013	45	5472	5927897	3.99-13 - Hemet Senior Center Parking Lot Expansion Site Acquisition and Improvement Project	03A	LMC	\$134,686.39
2013	45	5472	5931119	3.99-13 - Hemet Senior Center Parking Lot Expansion Site Acquisition and Improvement Project	03A	LMC	\$1,867.67
2013	45	5472	5933419	3.99-13 - Hemet Senior Center Parking Lot Expansion Site Acquisition and Improvement Project	03A	LMC	\$12,940.32
2013	45	5472	5935754	3.99-13 - Hemet Senior Center Parking Lot Expansion Site Acquisition and Improvement Project	03A	LMC	\$139,048.65
2013	45	5472	5936219	3.99-13 - Hemet Senior Center Parking Lot Expansion Site Acquisition and Improvement Project	03A	LMC	\$1,980.95
2013	45	5472	5937175	3.99-13 - Hemet Senior Center Parking Lot Expansion Site Acquisition and Improvement Project	03A	LMC	\$2,744.34



Office of Community Planning and Development
U.S. Department of Housing and Urban Development
Integrated Disbursement and Information System
PR26 - CDBG Financial Summary Report
Program Year 2015
RIVERSIDE COUNTY , CA

DATE: 08-26-16
TIME: 13:34
PAGE: 4

Plan Year	IDIS Project	IDIS Activity	Voucher Number	Activity Name	Matrix Code	National Objective	Drawn Amount
2013	45	5472	5947042	3.99-13 - Hemet Senior Center Parking Lot Expansion Site Acquisition and Improvement Project	03A	LMC	\$5,306.00
2013	45	5472	5947980	3.99-13 - Hemet Senior Center Parking Lot Expansion Site Acquisition and Improvement Project	03A	LMC	\$3,130.30
2013	85	5512	5866899	3.MR.32-13 - Senior Center Recreation Facility Improvement Project	03A	LMC	\$281.84
2015	47	5732	5938930	4.185-15 - Mizell Senior Center Painting/Roof Project	03A	LMC	\$5,896.14
2015	47	5732	5943401	4.185-15 - Mizell Senior Center Painting/Roof Project	03A	LMC	\$3,603.86
2015	47	5829	5947061	4.185-15 -Activity Delivery Cost- Mizell Senior Center Painting/Roof Project	03A	LMC	\$321.01
					03A	Matrix Code	\$812,198.50
2014	60	5610	5897217	3.106-14 - Solar Energy Project - EXCEED Vocational Training Center - Phase 2	03B	LMC	\$110,000.00
2015	48	5733	5937965	4.186-15 - Desert Arc ADA Improvements	03B	LMC	\$480.00
2015	48	5827	5935754	4.186-15 - Activity Delivery Cost- Desert Arc ADA Improvements	03B	LMC	\$115.70
					03B	Matrix Code	\$110,595.70
2014	63	5613	5866899	3.MR.34-14 - Murrieta Community Center ADA Restroom Project	03E	LMC	\$467.28
2014	63	5613	5913607	3.MR.34-14 - Murrieta Community Center ADA Restroom Project	03E	LMC	\$6,289.13
2014	63	5613	5924267	3.MR.34-14 - Murrieta Community Center ADA Restroom Project	03E	LMC	\$2,288.26
2014	63	5613	5937252	3.MR.34-14 - Murrieta Community Center ADA Restroom Project	03E	LMC	\$146,076.12
2014	88	5637	5913607	4.LQ.21-14 - Vista Dunes Community Center Improvements	03E	LMC	\$12,785.75
					03E	Matrix Code	\$167,906.54
2012	62	5334	5913607	4.126-12 - Oasis Elementary School Playground Improvement Project	03F	LMA	\$133,402.91
2013	66	5493	5849842	5.BN.28-13 - Lions Park Improvement Project	03F	LMA	\$455.40
2013	66	5493	5887694	5.BN.28-13 - Lions Park Improvement Project	03F	LMA	\$294.00
2013	66	5493	5907226	5.BN.28-13 - Lions Park Improvement Project	03F	LMA	\$261,901.63
2013	69	5496	5826416	4.BL.34-13 - Park Improvement Project	03F	LMA	\$3,175.00
2014	78	5626	5887694	4.165-14 - John Kelley Elementary Playground Improvement Project	03F	LMA	\$33,937.65
2014	78	5626	5887697	4.165-14 - John Kelley Elementary Playground Improvement Project	03F	LMA	\$15,991.73
2014	86	5635	5860718	4.LQ.19-14 - Parks ADA Improvements Project	03F	LMC	\$12.90
2014	86	5635	5904333	4.LQ.19-14 - Parks ADA Improvements Project	03F	LMC	\$77,181.81
2014	86	5635	5912089	4.LQ.19-14 - Parks ADA Improvements Project	03F	LMC	\$75,091.71
2014	86	5635	5912653	4.LQ.19-14 - Parks ADA Improvements Project	03F	LMC	\$158,199.56
2014	86	5635	5934508	4.LQ.19-14 - Parks ADA Improvements Project	03F	LMC	\$6,524.25
2015	55	5819	5936219	5.76-15 - Activity Delivery Cost- Noble Creek Park Improvement Project	03F	LMC	\$61.21
2015	55	5819	5947042	5.76-15 - Activity Delivery Cost- Noble Creek Park Improvement Project	03F	LMC	\$310.98
2015	80	5778	5907226	5.BN.32-15 - Lions Park ADA Improvements	03F	LMA	\$38,275.57
2015	80	5778	5913609	5.BN.32-15 - Lions Park ADA Improvements	03F	LMA	\$53,532.50
2015	80	5778	5938930	5.BN.32-15 - Lions Park ADA Improvements	03F	LMA	\$14,355.00
2015	80	5825	5936219	5.BN.32-15 - Activity Delivery Cost- Lions Park ADA Improvements	03F	LMA	\$153.03
2015	80	5825	5947042	5.BN.32-15 - Activity Delivery Cost- Lions Park ADA Improvements	03F	LMA	\$29.39
2015	104	5794	5907226	4.191-15 - North Shore Community Park	03F	LMA	\$4,000.00
2015	104	5794	5912653	4.191-15 - North Shore Community Park	03F	LMA	\$91,189.75
2015	104	5794	5945471	4.191-15 - North Shore Community Park	03F	LMA	\$12,150.00
2015	105	5813	5927901	1.77-15 - Activity Delivery Cost- Good Hope Park Improvements	03F	LMA	\$7.71
2015	105	5813	5933420	1.77-15 - Activity Delivery Cost- Good Hope Park Improvements	03F	LMA	\$46.03



Office of Community Planning and Development
U.S. Department of Housing and Urban Development
Integrated Disbursement and Information System
PR26 - CDBG Financial Summary Report
Program Year 2015
RIVERSIDE COUNTY , CA

DATE: 08-26-16
TIME: 13:34
PAGE: 5

Plan Year	IDIS Project	IDIS Activity	Voucher Number	Activity Name	Matrix Code	National Objective	Drawn Amount
2015	105	5813	5936216	1.77-15 - Activity Delivery Cost- Good Hope Park Improvements	03F	LMA	\$49.22
2015	105	5813	5947042	1.77-15 - Activity Delivery Cost- Good Hope Park Improvements	03F	LMA	\$14.98
2015	106	5814	5927901	3.115-15 - Activity Delivery Cost- San Jacinto Parks Improvements Project	03F	LMA	\$41.09
2015	106	5814	5931131	3.115-15 - Activity Delivery Cost- San Jacinto Parks Improvements Project	03F	LMA	\$281.92
2015	106	5814	5933439	3.115-15 - Activity Delivery Cost- San Jacinto Parks Improvements Project	03F	LMA	\$571.82
2015	106	5814	5936219	3.115-15 - Activity Delivery Cost- San Jacinto Parks Improvements Project	03F	LMA	\$147.67
2015	106	5814	5947042	3.115-15 - Activity Delivery Cost- San Jacinto Parks Improvements Project	03F	LMA	\$680.53
					03F	Matrix Code	\$982,066.95
2015	116	5809	5925322	9.137-15 - Ripley Waterwaste System Improvements	03J	LMA	\$33,750.00
2015	116	5809	5938519	9.137-15 - Ripley Waterwaste System Improvements	03J	LMA	\$68,007.60
2015	117	5810	5927017	9.138-15 - Mesa Verde Water System Improvements	03J	LMA	\$11,323.70
2015	118	5811	5925322	9.139-15 - Desert Center Wastewater System Improvements	03J	LMA	\$5,000.00
2015	118	5811	5925339	9.139-15 - Desert Center Wastewater System Improvements	03J	LMA	\$28,750.00
					03J	Matrix Code	\$146,831.30
2015	72	5815	5933420	3.SJ.04-15 - Activity Delivery Cost- Downtown San Jacinto Street Improvements	03K	LMA	\$699.29
2015	72	5815	5936219	3.SJ.04-15 - Activity Delivery Cost- Downtown San Jacinto Street Improvements	03K	LMA	\$98.45
2015	72	5815	5947042	3.SJ.04-15 - Activity Delivery Cost- Downtown San Jacinto Street Improvements	03K	LMA	\$22.46
2015	79	5822	5947042	5.BEA.27-15 -Activity Delivery Cost- Street and Sidewalk Repair	03K	LMA	\$411.49
2015	108	5805	5927901	9.136-15 - Good Hope Community Road Improvement Project	03K	LMA	\$304,174.94
2015	108	5805	5933439	9.136-15 - Good Hope Community Road Improvement Project	03K	LMA	\$184.11
2015	108	5805	5936216	9.136-15 - Good Hope Community Road Improvement Project	03K	LMA	\$283.64
2015	108	5805	5937190	9.136-15 - Good Hope Community Road Improvement Project	03K	LMA	\$14,493.33
					03K	Matrix Code	\$320,367.71
2013	78	5505	5858099	1.LE.31-13 - ADA Sidewalk Project	03L	LMC	\$103,637.45
2014	38	5588	5848836	1.LE.36-14 - City of Lake Elsinore Sidewalk Improvements	03L	LMA	\$3,024.78
2014	51	5601	5864154	2.EV.06-14 - Eastvale Pedestrian Accessibility Improvements - Phase III	03L	LMC	\$20,475.59
2014	84	5633	5841333	4.CO.08-14 - Shady Lane Sidewalk Improvement Project	03L	LMA	\$2,634.79
2014	84	5633	5846361	4.CO.08-14 - Shady Lane Sidewalk Improvement Project	03L	LMA	\$590.76
2014	84	5633	5905754	4.CO.08-14 - Shady Lane Sidewalk Improvement Project	03L	LMA	\$53,706.82
2014	84	5633	5909563	4.CO.08-14 - Shady Lane Sidewalk Improvement Project	03L	LMA	\$64,913.59
2014	84	5633	5931124	4.CO.08-14 - Shady Lane Sidewalk Improvement Project	03L	LMA	\$9,252.07
2014	84	5633	5945471	4.CO.08-14 - Shady Lane Sidewalk Improvement Project	03L	LMA	\$11,013.61
					03L	Matrix Code	\$269,249.46
2015	50	5823	5931124	4.188-15 - Activity Delivery Cost- Desert AIDS Generator Project, Phase I	03S	LMC	\$320.01
2015	50	5823	5936219	4.188-15 - Activity Delivery Cost- Desert AIDS Generator Project, Phase I	03S	LMC	\$153.03
2015	50	5823	5947042	4.188-15 - Activity Delivery Cost- Desert AIDS Generator Project, Phase I	03S	LMC	\$176.35
					03S	Matrix Code	\$649.39
2015	27	5700	5864152	1.73-15 - Whiteside Manor's Transitional Housing for Dually Diagnosed	03T	LMC	\$10,000.00



Office of Community Planning and Development
U.S. Department of Housing and Urban Development
Integrated Disbursement and Information System
PR26 - CDBG Financial Summary Report
Program Year 2015
RIVERSIDE COUNTY , CA

DATE: 08-26-16
TIME: 13:34
PAGE: 6

Plan Year	IDIS Project	IDIS Activity	Voucher Number	Activity Name	Matrix Code	National Objective	Drawn Amount
2015	27	5700	5937190	1.73-15 - Whiteside Manor's Transitional Housing for Dually Diagnosed	03T	LMC	\$25,000.00
2015	35	5715	5903072	4.173-15 - Las Mananitas Migrant Farmworker Housing	03T	LMC	\$4,880.91
2015	35	5715	5904333	4.173-15 - Las Mananitas Migrant Farmworker Housing	03T	LMC	\$1,119.09
2015	40	5720	5912089	4.178-15 - Harrison House Transitional Living and Permanent Supportive Housing Program	03T	LMC	\$10,000.00
2015	42	5722	5907226	4.180-15 - Transitional Housing Program - MVK	03T	LMC	\$5,000.00
2015	43	5723	5904333	4.181-15 - Emergency Food and Shelter Program (CVRM)	03T	LMC	\$5,000.00
2015	97	5741	5931127	5.77-15 - U.S. VETS Shelter and Meals	03T	LMC	\$10,000.00
2015	115	5808	5933420	3.117-15 - Valley Restart A-Ride-Home	03T	LMC	\$3,471.80
2015	115	5808	5938930	3.117-15 - Valley Restart A-Ride-Home	03T	LMC	\$1,231.00
					03T	Matrix Code	\$75,702.80
2015	15	5679	5912650	0.132-15 - Operation School Bell	05	LMC	\$36,525.00
2015	17	5681	5927017	0.134-15 - Helping People in Need	05	LMC	\$33,489.84
2015	17	5681	5928716	0.134-15 - Helping People in Need	05	LMC	\$35,003.27
2015	17	5681	5931127	0.134-15 - Helping People in Need	05	LMC	\$2,389.89
2015	22	5686	5907228	0.139-15 - Boys and Girls Club-Teen Town Program	05	LMC	\$5,042.48
2015	22	5686	5912091	0.139-15 - Boys and Girls Club-Teen Town Program	05	LMC	\$4,957.52
2015	28	5701	5912091	1.74-15 - Mead Valley Community Center	05	LMA	\$99,840.00
2015	29	5702	5912089	1.75-15 - Good Hope Community Center	05	LMA	\$49,310.00
2015	32	5712	5885018	4.170-15 - Galilee Assistance Program-Mecca Comfort Station	05	LMC	\$36,939.28
2015	32	5712	5904333	4.170-15 - Galilee Assistance Program-Mecca Comfort Station	05	LMC	\$12,942.21
2015	32	5712	5922008	4.170-15 - Galilee Assistance Program-Mecca Comfort Station	05	LMC	\$131.65
2015	33	5713	5888921	4.171-15 - Food Assistance Program	05	LMC	\$5,000.00
2015	36	5716	5907228	4.174-15 - Paseo de los Heroes II After-School Program	05	LMC	\$4,000.00
2015	37	5717	5903072	4.175-15 - Indio Hills After School Program	05	LMC	\$4,922.93
2015	37	5717	5912650	4.175-15 - Indio Hills After School Program	05	LMC	\$1,581.68
2015	37	5717	5919370	4.175-15 - Indio Hills After School Program	05	LMC	\$1,413.75
2015	37	5717	5927901	4.175-15 - Indio Hills After School Program	05	LMC	\$1,647.93
2015	38	5718	5886405	4.176-15 - North Shore After School Program	05	LMC	\$4,596.69
2015	38	5718	5903072	4.176-15 - North Shore After School Program	05	LMC	\$3,660.65
2015	38	5718	5924257	4.176-15 - North Shore After School Program	05	LMC	\$1,742.66
2015	39	5719	5886405	4.177-15 - Community Recreation Services and Community Engagement	05	LMA	\$3,405.98
2015	39	5719	5912089	4.177-15 - Community Recreation Services and Community Engagement	05	LMA	\$3,287.39
2015	39	5719	5912650	4.177-15 - Community Recreation Services and Community Engagement	05	LMA	\$2,141.46
2015	39	5719	5921988	4.177-15 - Community Recreation Services and Community Engagement	05	LMA	\$1,536.71
2015	39	5719	5924257	4.177-15 - Community Recreation Services and Community Engagement	05	LMA	\$3,503.92
2015	39	5719	5925931	4.177-15 - Community Recreation Services and Community Engagement	05	LMA	\$4,360.60
2015	39	5719	5931127	4.177-15 - Community Recreation Services and Community Engagement	05	LMA	\$1,695.58
2015	41	5721	5924274	4.179-15 - Deserts Best Friend's Closet Program	05	LMC	\$2,000.00
2015	44	5729	5937965	4.182-15 - F.I.N.D. Outreach and Case Management Program	05	LMC	\$20,000.00
2015	53	5738	5893546	5.74-15 - Cabazon Community Services Program	05	LMA	\$7,832.07
2015	53	5738	5907226	5.74-15 - Cabazon Community Services Program	05	LMA	\$65,184.32
2015	53	5738	5921988	5.74-15 - Cabazon Community Services Program	05	LMA	\$8,857.12
2015	53	5738	5924274	5.74-15 - Cabazon Community Services Program	05	LMA	\$0.60
2015	53	5738	5925856	5.74-15 - Cabazon Community Services Program	05	LMA	\$11,625.11
2015	53	5738	5935317	5.74-15 - Cabazon Community Services Program	05	LMA	\$6,424.34
2015	53	5738	5938927	5.74-15 - Cabazon Community Services Program	05	LMA	\$76.44



Office of Community Planning and Development
U.S. Department of Housing and Urban Development
Integrated Disbursement and Information System
PR26 - CDBG Financial Summary Report
Program Year 2015
RIVERSIDE COUNTY , CA

DATE: 08-26-16
TIME: 13:34
PAGE: 7

Plan Year	IDIS Project	IDIS Activity	Voucher Number	Activity Name	Matrix Code	National Objective	Drawn Amount
2015	59	5756	5931130	1.LE.46-15 - Boys & Girls Clubs of Southwest County	05	LMC	\$9,963.43
2015	59	5756	5935317	1.LE.46-15 - Boys & Girls Clubs of Southwest County	05	LMC	\$36.57
2015	78	5761	5919370	4.LQ.24-15 - Boys and Girls Club- Coachella Valley	05	LMC	\$5,610.00
2015	78	5761	5925931	4.LQ.24-15 - Boys and Girls Club- Coachella Valley	05	LMC	\$6,375.00
2015	82	5691	5907228	0.144-15 - Community Food Pantry of Murrieta	05	LMC	\$23,567.00
2015	84	5694	5933423	0.146-15 - STEM Program for Disadvantaged Youth	05	LMC	\$10,000.00
2015	85	5695	5905754	0.147-15 - Care-A-Van Transit	05	LMC	\$19,500.00
2015	87	5697	5903066	0.149-15 - Women's Health Assistance Program	05	LMC	\$587.52
2015	87	5697	5907905	0.149-15 - Women's Health Assistance Program	05	LMC	\$11,912.48
2015	90	5704	5907228	2.66-15 - Highgrove Community Services	05	LMA	\$36,834.24
2015	90	5704	5913610	2.66-15 - Highgrove Community Services	05	LMA	\$8,850.58
2015	90	5704	5922008	2.66-15 - Highgrove Community Services	05	LMA	\$5,354.73
2015	90	5704	5925856	2.66-15 - Highgrove Community Services	05	LMA	\$5,323.33
2015	90	5704	5927017	2.66-15 - Highgrove Community Services	05	LMA	\$8,562.05
2015	90	5704	5935317	2.66-15 - Highgrove Community Services	05	LMA	\$5,427.86
2015	90	5704	5938927	2.66-15 - Highgrove Community Services	05	LMA	\$9,087.56
2015	90	5704	5938930	2.66-15 - Highgrove Community Services	05	LMA	\$5,559.65
2015	93	5707	5893546	3.111-15 - Idyllwild HELP Center	05	LMC	\$10,000.00
2015	94	5708	5888927	3.112-15 - Operation School Bell	05	LMC	\$7,500.00
					05	Matrix Code	\$677,121.07
2015	18	5682	5894904	0.135-15 - Wildomar Senior Center Transportation Program	05A	LMC	\$8,000.00
2015	69	5763	5937965	2.NR.36-15 - Senior Recreation and Community Services	05A	LMC	\$11,502.00
2015	91	5705	5934508	2.67-15 - Eddie Dee Smith Senior Center	05A	LMC	\$79,296.08
2015	91	5705	5937255	2.67-15 - Eddie Dee Smith Senior Center	05A	LMC	\$17,827.92
2015	98	5742	5924274	5.78-15 - Transportation and Adult Day Services	05A	LMC	\$1,000.00
2015	107	5801	5937190	3.116-15 - FSA Senior Nutrition Site Program	05A	LMC	\$40,133.44
					05A	Matrix Code	\$157,759.44
2015	67	5751	5937965	2.EV.10-15 - Youth Recreation Scholarship Program	05D	LMC	\$5,170.00
2015	86	5696	5938930	0.148-15 - Valley-Wide Youth Scholarship Program	05D	LMC	\$5,391.00
					05D	Matrix Code	\$10,561.00
2015	16	5680	5937255	0.133-15 - S.A.F.E. Domestic Violence Services	05G	LMC	\$16,000.00
2015	99	5743	5875177	5.79-15 - Alternatives to Domestic Violence	05G	LMC	\$3,000.00
					05G	Matrix Code	\$19,000.00
2015	21	5685	5909074	0.138-15 - Boys and Girls Club-Camp Kids Program	05L	LMC	\$15,180.82
2015	21	5685	5912091	0.138-15 - Boys and Girls Club-Camp Kids Program	05L	LMC	\$6,374.58
2015	21	5685	5927017	0.138-15 - Boys and Girls Club-Camp Kids Program	05L	LMC	\$401.60
2015	21	5685	5927901	0.138-15 - Boys and Girls Club-Camp Kids Program	05L	LMC	\$401.00
					05L	Matrix Code	\$22,358.00
2015	23	5687	5937190	0.140-15 - Project Independence	05N	LMC	\$5,435.88
2015	23	5687	5938930	0.140-15 - Project Independence	05N	LMC	\$1,564.12
2015	24	5688	5894158	0.141-15 - Court Appointed Special Advocates (CASA) Program	05N	LMC	\$27,000.00
2015	24	5688	5937965	0.141-15 - Court Appointed Special Advocates (CASA) Program	05N	LMC	\$5,000.00
2015	88	5698	5894904	0.150-15 - Kin Care	05N	LMC	\$8,738.63
2015	88	5698	5912091	0.150-15 - Kin Care	05N	LMC	\$5,761.37
					05N	Matrix Code	\$53,500.00
2015	34	5714	5888921	4.172-15 - Mental Health Counseling	05O	LMC	\$4,986.86
					05O	Matrix Code	\$4,986.86
2015	11	5677	5894262	9.131-15 - Neighborhood Enhancement Program II	05V	LMA	\$821.85
2015	11	5677	5903072	9.131-15 - Neighborhood Enhancement Program II	05V	LMA	\$240.84
2015	11	5677	5904275	9.131-15 - Neighborhood Enhancement Program II	05V	LMA	\$2,429.15
2015	11	5677	5907215	9.131-15 - Neighborhood Enhancement Program II	05V	LMA	\$1,567.45
2015	11	5677	5907225	9.131-15 - Neighborhood Enhancement Program II	05V	LMA	\$240.84
2015	11	5677	5907905	9.131-15 - Neighborhood Enhancement Program II	05V	LMA	\$855.36
2015	11	5677	5909074	9.131-15 - Neighborhood Enhancement Program II	05V	LMA	\$1,852.48



Office of Community Planning and Development
U.S. Department of Housing and Urban Development
Integrated Disbursement and Information System
PR26 - CDBG Financial Summary Report
Program Year 2015
RIVERSIDE COUNTY , CA

DATE: 08-26-16
TIME: 13:34
PAGE: 8

Plan Year	IDIS Project	IDIS Activity	Voucher Number	Activity Name	Matrix Code	National Objective	Drawn Amount
2015	11	5677	5910106	9.131-15 - Neighborhood Enhancement Program II	05V	LMA	\$1,064.65
2015	11	5677	5917298	9.131-15 - Neighborhood Enhancement Program II	05V	LMA	\$467.82
2015	11	5677	5922008	9.131-15 - Neighborhood Enhancement Program II	05V	LMA	\$1,119.67
2015	11	5677	5926794	9.131-15 - Neighborhood Enhancement Program II	05V	LMA	\$1,119.67
2015	11	5677	5931127	9.131-15 - Neighborhood Enhancement Program II	05V	LMA	\$1,197.68
2015	11	5677	5933423	9.131-15 - Neighborhood Enhancement Program II	05V	LMA	\$962.64
2015	11	5677	5936216	9.131-15 - Neighborhood Enhancement Program II	05V	LMA	\$3,031.17
2015	11	5677	5937965	9.131-15 - Neighborhood Enhancement Program II	05V	LMA	\$1,197.19
2015	11	5677	5938930	9.131-15 - Neighborhood Enhancement Program II	05V	LMA	\$14,302.20
					05V	Matrix Code	\$32,470.66
2015	19	5683	5907228	0.136-15 - Blythe Emergency Food Pantry	05W	LMC	\$11,089.00
2015	20	5684	5917298	0.137-15 - Blythe Harmony Kitchen	05W	LMC	\$8,251.13
2015	20	5684	5923871	0.137-15 - Blythe Harmony Kitchen	05W	LMC	\$2,868.83
2015	31	5711	5913610	4.169-15 - St. Elizabeth Food Pantry	05W	LMC	\$3,000.00
2015	54	5739	5889557	5.75-15 - Emergency Food Distribution	05W	LMC	\$10,000.00
2015	95	5709	5888921	3.113-15 - The Community Pantry	05W	LMC	\$10.00
2015	95	5709	5903066	3.113-15 - The Community Pantry	05W	LMC	\$12,908.16
2015	95	5709	5923331	3.113-15 - The Community Pantry	05W	LMC	\$3,792.42
2015	95	5709	5937255	3.113-15 - The Community Pantry	05W	LMC	\$12,761.58
2015	95	5709	5938930	3.113-15 - The Community Pantry	05W	LMC	\$527.84
					05W	Matrix Code	\$65,208.96
2014	16	5564	5868844	9.125-14 - Home Enhancement Rehab Program	14A	LMH	\$243.60
2014	16	5564	5875169	9.125-14 - Home Enhancement Rehab Program	14A	LMH	\$8,430.64
2014	16	5564	5875177	9.125-14 - Home Enhancement Rehab Program	14A	LMH	\$52.20
2014	16	5564	5880990	9.125-14 - Home Enhancement Rehab Program	14A	LMH	\$19,172.74
2014	16	5564	5887694	9.125-14 - Home Enhancement Rehab Program	14A	LMH	\$52.20
2014	16	5564	5888921	9.125-14 - Home Enhancement Rehab Program	14A	LMH	\$14,197.44
2014	16	5564	5893550	9.125-14 - Home Enhancement Rehab Program	14A	LMH	\$16,123.52
2014	16	5564	5894262	9.125-14 - Home Enhancement Rehab Program	14A	LMH	\$16,081.06
2014	16	5564	5904275	9.125-14 - Home Enhancement Rehab Program	14A	LMH	\$11,981.57
2014	16	5564	5904334	9.125-14 - Home Enhancement Rehab Program	14A	LMH	\$2,749.20
2014	16	5564	5907215	9.125-14 - Home Enhancement Rehab Program	14A	LMH	\$15,455.43
2014	16	5564	5907225	9.125-14 - Home Enhancement Rehab Program	14A	LMH	\$196.00
2014	16	5564	5907905	9.125-14 - Home Enhancement Rehab Program	14A	LMH	\$587.52
2014	16	5564	5909084	9.125-14 - Home Enhancement Rehab Program	14A	LMH	\$12,965.15
2014	16	5564	5909503	9.125-14 - Home Enhancement Rehab Program	14A	LMH	\$10,077.37
2014	16	5564	5910106	9.125-14 - Home Enhancement Rehab Program	14A	LMH	\$10,400.14
2014	16	5564	5912089	9.125-14 - Home Enhancement Rehab Program	14A	LMH	\$1,618.20
2014	16	5564	5926789	9.125-14 - Home Enhancement Rehab Program	14A	LMH	\$10,236.67
2014	16	5564	5931124	9.125-14 - Home Enhancement Rehab Program	14A	LMH	\$10,832.78
2014	16	5564	5933426	9.125-14 - Home Enhancement Rehab Program	14A	LMH	\$6,452.21
2014	16	5564	5936204	9.125-14 - Home Enhancement Rehab Program	14A	LMH	\$98.00
2014	16	5564	5936219	9.125-14 - Home Enhancement Rehab Program	14A	LMH	\$5,492.60
2014	16	5564	5947042	9.125-14 - Home Enhancement Rehab Program	14A	LMH	\$13,036.10
2014	32	5580	5841333	0.129-14 - Habitat for Humanity	14A	LMH	\$5,990.00
2014	32	5580	5858099	0.129-14 - Habitat for Humanity	14A	LMH	\$9,098.61
2014	32	5580	5866899	0.129-14 - Habitat for Humanity	14A	LMH	\$4,911.39
2014	33	5581	5846372	0.130-14 - Critical Home Maintenance & Repairs Program	14A	LMH	\$5,349.79
2014	33	5581	5858099	0.130-14 - Critical Home Maintenance & Repairs Program	14A	LMH	\$2,835.00
2014	37	5587	5888927	1.CL.02-14 - Home Repair Program	14A	LMH	\$4,863.00
2015	26	5690	5910106	0.143-15 - Home Enhancement Grant Program	14A	LMH	\$2,963.37
2015	26	5690	5922008	0.143-15 - Home Enhancement Grant Program	14A	LMH	\$4,353.08
2015	26	5690	5926794	0.143-15 - Home Enhancement Grant Program	14A	LMH	\$2,789.27
2015	26	5690	5931127	0.143-15 - Home Enhancement Grant Program	14A	LMH	\$2,227.43
2015	26	5690	5933423	0.143-15 - Home Enhancement Grant Program	14A	LMH	\$1,141.96
2015	26	5690	5936216	0.143-15 - Home Enhancement Grant Program	14A	LMH	\$1,135.56



Office of Community Planning and Development
U.S. Department of Housing and Urban Development
Integrated Disbursement and Information System
PR26 - CDBG Financial Summary Report
Program Year 2015
RIVERSIDE COUNTY , CA

DATE: 08-26-16
TIME: 13:34
PAGE: 9

Plan Year	IDIS Project	IDIS Activity	Voucher Number	Activity Name	Matrix Code	National Objective	Drawn Amount
2015	26	5690	5938930	0.143-15 - Home Enhancement Grant Program	14A	LMH	\$1,131.18
2015	26	5690	5947061	0.143-15 - Home Enhancement Grant Program	14A	LMH	\$3,158.84
2015	83	5832	5947042	0.145-15 - Activity Delivery Cost- Critical Home Maintenance & Repair Program	14A	LMH	\$459.97
					14A	Matrix Code	\$238,940.79
2015	76	5824	5936219	4.IW.10-15 - Activity Delivery Cost- ADA Improvement Project	14D	LMH	\$153.03
					14D	Matrix Code	\$153.03
2015	89	5699	5938930	0.151-15 - Riverside County Affordable Solar Housing Program	14F	LMH	\$5,000.00
					14F	Matrix Code	\$5,000.00
2015	25	5689	5893546	0.142-15 - Community Impact Plans	15	LMA	\$130,676.50
2015	25	5689	5912091	0.142-15 - Community Impact Plans	15	LMA	\$82,593.80
2015	25	5689	5912650	0.142-15 - Community Impact Plans	15	LMA	\$63,125.70
2015	25	5689	5913610	0.142-15 - Community Impact Plans	15	LMA	\$13,604.00
2015	60	5757	5894904	1.LE.47-15 - Code Enforcement	15	LMA	\$61,720.42
2015	60	5757	5931130	1.LE.47-15 - Code Enforcement	15	LMA	\$38,279.58
2015	74	5747	5905754	4.CO.10-15 - Code Enforcement Program	15	LMA	\$100,000.00
2015	119	5831	5938519	3.SJ.05-15 -San Jacinto Code Enforcement	15	LMA	\$29,094.92
					15	Matrix Code	\$519,094.92
2014	99	5660	5851499	9.129-14 - Economic Development-Financial Assistance	18A	LMJ	\$423.24
2014	99	5660	5858099	9.129-14 - Economic Development-Financial Assistance	18A	LMJ	\$89.32
2014	99	5660	5869948	9.129-14 - Economic Development-Financial Assistance	18A	LMJ	\$95.38
2014	99	5660	5875169	9.129-14 - Economic Development-Financial Assistance	18A	LMJ	\$750.03
2014	99	5660	5880990	9.129-14 - Economic Development-Financial Assistance	18A	LMJ	\$121.89
2014	99	5660	5893550	9.129-14 - Economic Development-Financial Assistance	18A	LMJ	\$451.35
2014	99	5660	5894262	9.129-14 - Economic Development-Financial Assistance	18A	LMJ	\$781.95
2014	99	5660	5904275	9.129-14 - Economic Development-Financial Assistance	18A	LMJ	\$780.72
2014	99	5660	5907215	9.129-14 - Economic Development-Financial Assistance	18A	LMJ	\$781.95
2014	99	5660	5909074	9.129-14 - Economic Development-Financial Assistance	18A	LMJ	\$771.09
2014	99	5660	5910106	9.129-14 - Economic Development-Financial Assistance	18A	LMJ	\$406.97
2014	99	5660	5923332	9.129-14 - Economic Development-Financial Assistance	18A	LMJ	\$46.80
2014	99	5660	5926789	9.129-14 - Economic Development-Financial Assistance	18A	LMJ	\$915.88
2014	99	5660	5931119	9.129-14 - Economic Development-Financial Assistance	18A	LMJ	\$915.68
2014	99	5660	5933426	9.129-14 - Economic Development-Financial Assistance	18A	LMJ	\$1,228.79
2014	99	5660	5936219	9.129-14 - Economic Development-Financial Assistance	18A	LMJ	\$1,153.16
2014	99	5660	5947042	9.129-14 - Economic Development-Financial Assistance	18A	LMJ	\$3,962.92
2015	12	5678	5880990	9.132-15 - Economic Development Assistance Fund	18A	LMJ	\$421.30
2015	12	5678	5888927	9.132-15 - Economic Development Assistance Fund	18A	LMJ	\$463.49
2015	12	5678	5893550	9.132-15 - Economic Development Assistance Fund	18A	LMJ	\$1,209.45
2015	12	5678	5933423	9.132-15 - Economic Development Assistance Fund	18A	LMJ	\$2,313.03
2015	12	5678	5936216	9.132-15 - Economic Development Assistance Fund	18A	LMJ	\$961.61
2015	12	5678	5947061	9.132-15 - Economic Development Assistance Fund	18A	LMJ	\$2,925.05
					18A	Matrix Code	\$21,971.05
2014	98	5659	5851499	9.128-14 Economic Development-MicroEnterprise	18C	LMCMC	\$423.24
2014	98	5659	5858099	9.128-14 Economic Development-MicroEnterprise	18C	LMCMC	\$89.32
2014	98	5659	5869948	9.128-14 Economic Development-MicroEnterprise	18C	LMCMC	\$95.38
2014	98	5659	5875169	9.128-14 Economic Development-MicroEnterprise	18C	LMCMC	\$549.93
2014	98	5659	5880990	9.128-14 Economic Development-MicroEnterprise	18C	LMCMC	\$121.89
2014	98	5659	5893550	9.128-14 Economic Development-MicroEnterprise	18C	LMCMC	\$451.35
2014	98	5659	5894262	9.128-14 Economic Development-MicroEnterprise	18C	LMCMC	\$1,078.20
2014	98	5659	5904275	9.128-14 Economic Development-MicroEnterprise	18C	LMCMC	\$1,334.00
2014	98	5659	5904334	9.128-14 Economic Development-MicroEnterprise	18C	LMCMC	\$591.60
2014	98	5659	5907215	9.128-14 Economic Development-MicroEnterprise	18C	LMCMC	\$1,290.30
2014	98	5659	5909074	9.128-14 Economic Development-MicroEnterprise	18C	LMCMC	\$1,111.21
2014	98	5659	5909503	9.128-14 Economic Development-MicroEnterprise	18C	LMCMC	\$1,751.48
2014	98	5659	5910106	9.128-14 Economic Development-MicroEnterprise	18C	LMCMC	\$1,245.02



Office of Community Planning and Development
U.S. Department of Housing and Urban Development
Integrated Disbursement and Information System
PR26 - CDBG Financial Summary Report
Program Year 2015
RIVERSIDE COUNTY , CA

DATE: 08-26-16
TIME: 13:34
PAGE: 10

Plan Year	IDIS Project	IDIS Activity	Voucher Number	Activity Name	Matrix Code	National Objective	Drawn Amount
2014	98	5659	5926789	9.128-14 Economic Development-MicroEnterprise	18C	LMCMC	\$1,177.76
2014	98	5659	5931124	9.128-14 Economic Development-MicroEnterprise	18C	LMCMC	\$1,620.06
2014	98	5659	5933426	9.128-14 Economic Development-MicroEnterprise	18C	LMCMC	\$1,315.54
2014	98	5659	5936219	9.128-14 Economic Development-MicroEnterprise	18C	LMCMC	\$1,789.40
2014	98	5659	5947042	9.128-14 Economic Development-MicroEnterprise	18C	LMCMC	\$4,179.23
2015	51	5736	5913610	4.189-15 - Coachella Valley Micro-Enterprise Development Program	18C	LMC	\$9,001.72
2015	51	5736	5921988	4.189-15 - Coachella Valley Micro-Enterprise Development Program	18C	LMC	\$3,498.28
					18C	Matrix Code	\$32,714.91
Total							\$5,035,390.85

LINE 27 DETAIL: ACTIVITIES INCLUDED IN THE COMPUTATION OF LINE 27

Plan Year	IDIS Project	IDIS Activity	Voucher Number	Activity Name	Matrix Code	National Objective	Drawn Amount
2015	27	5700	5864152	1.73-15 - Whiteside Manor's Transitional Housing for Dually Diagnosed	03T	LMC	\$10,000.00
2015	27	5700	5937190	1.73-15 - Whiteside Manor's Transitional Housing for Dually Diagnosed	03T	LMC	\$25,000.00
2015	35	5715	5903072	4.173-15 - Las Mananitas Migrant Farmworker Housing	03T	LMC	\$4,880.91
2015	35	5715	5904333	4.173-15 - Las Mananitas Migrant Farmworker Housing	03T	LMC	\$1,119.09
2015	40	5720	5912089	4.178-15 - Harrison House Transitional Living and Permanent Supportive Housing Program	03T	LMC	\$10,000.00
2015	42	5722	5907226	4.180-15 - Transitional Housing Program - MVK	03T	LMC	\$5,000.00
2015	43	5723	5904333	4.181-15 - Emergency Food and Shelter Program (CVRM)	03T	LMC	\$5,000.00
2015	97	5741	5931127	5.77-15 - U.S. VETS Shelter and Meals	03T	LMC	\$10,000.00
2015	115	5808	5933420	3.117-15 - Valley Restart A-Ride-Home	03T	LMC	\$3,471.80
2015	115	5808	5938930	3.117-15 - Valley Restart A-Ride-Home	03T	LMC	\$1,231.00
					03T	Matrix Code	\$75,702.80
2015	15	5679	5912650	0.132-15 - Operation School Bell	05	LMC	\$36,525.00
2015	17	5681	5927017	0.134-15 - Helping People in Need	05	LMC	\$33,489.84
2015	17	5681	5928716	0.134-15 - Helping People in Need	05	LMC	\$35,003.27
2015	17	5681	5931127	0.134-15 - Helping People in Need	05	LMC	\$2,389.89
2015	22	5686	5907228	0.139-15 - Boys and Girls Club-Teen Town Program	05	LMC	\$5,042.48
2015	22	5686	5912091	0.139-15 - Boys and Girls Club-Teen Town Program	05	LMC	\$4,957.52
2015	28	5701	5912091	1.74-15 - Mead Valley Community Center	05	LMA	\$99,840.00
2015	29	5702	5912089	1.75-15 - Good Hope Community Center	05	LMA	\$49,310.00
2015	32	5712	5885018	4.170-15 - Galilee Assistance Program-Mecca Comfort Station	05	LMC	\$36,939.28
2015	32	5712	5904333	4.170-15 - Galilee Assistance Program-Mecca Comfort Station	05	LMC	\$12,942.21
2015	32	5712	5922008	4.170-15 - Galilee Assistance Program-Mecca Comfort Station	05	LMC	\$131.65
2015	33	5713	5888921	4.171-15 - Food Assistance Program	05	LMC	\$5,000.00
2015	36	5716	5907228	4.174-15 - Paseo de los Heroes II After-School Program	05	LMC	\$4,000.00
2015	37	5717	5903072	4.175-15 - Indio Hills After School Program	05	LMC	\$4,922.93
2015	37	5717	5912650	4.175-15 - Indio Hills After School Program	05	LMC	\$1,581.68
2015	37	5717	5919370	4.175-15 - Indio Hills After School Program	05	LMC	\$1,413.75
2015	37	5717	5927901	4.175-15 - Indio Hills After School Program	05	LMC	\$1,647.93
2015	38	5718	5886405	4.176-15 - North Shore After School Program	05	LMC	\$4,596.69
2015	38	5718	5903072	4.176-15 - North Shore After School Program	05	LMC	\$3,660.65
2015	38	5718	5924257	4.176-15 - North Shore After School Program	05	LMC	\$1,742.66
2015	39	5719	5886405	4.177-15 - Community Recreation Services and Community Engagement	05	LMA	\$3,405.98
2015	39	5719	5912089	4.177-15 - Community Recreation Services and Community Engagement	05	LMA	\$3,287.39



Office of Community Planning and Development
U.S. Department of Housing and Urban Development
Integrated Disbursement and Information System
PR26 - CDBG Financial Summary Report
Program Year 2015
RIVERSIDE COUNTY , CA

DATE: 08-26-16
TIME: 13:34
PAGE: 11

Plan Year	IDIS Project	IDIS Activity	Voucher Number	Activity Name	Matrix Code	National Objective	Drawn Amount
2015	39	5719	5912650	4.177-15 - Community Recreation Services and Community Engagement	05	LMA	\$2,141.46
2015	39	5719	5921988	4.177-15 - Community Recreation Services and Community Engagement	05	LMA	\$1,536.71
2015	39	5719	5924257	4.177-15 - Community Recreation Services and Community Engagement	05	LMA	\$3,503.92
2015	39	5719	5925931	4.177-15 - Community Recreation Services and Community Engagement	05	LMA	\$4,360.60
2015	39	5719	5931127	4.177-15 - Community Recreation Services and Community Engagement	05	LMA	\$1,695.58
2015	41	5721	5924274	4.179-15 - Deserts Best Friend's Closet Program	05	LMC	\$2,000.00
2015	44	5729	5937965	4.182-15 - F.I.N.D. Outreach and Case Management Program	05	LMC	\$20,000.00
2015	53	5738	5893546	5.74-15 - Cabazon Community Services Program	05	LMA	\$7,832.07
2015	53	5738	5907226	5.74-15 - Cabazon Community Services Program	05	LMA	\$65,184.32
2015	53	5738	5921988	5.74-15 - Cabazon Community Services Program	05	LMA	\$8,857.12
2015	53	5738	5924274	5.74-15 - Cabazon Community Services Program	05	LMA	\$0.60
2015	53	5738	5925856	5.74-15 - Cabazon Community Services Program	05	LMA	\$11,625.11
2015	53	5738	5935317	5.74-15 - Cabazon Community Services Program	05	LMA	\$6,424.34
2015	53	5738	5938927	5.74-15 - Cabazon Community Services Program	05	LMA	\$76.44
2015	59	5756	5931130	1.LE.46-15 - Boys & Girls Clubs of Southwest County	05	LMC	\$9,963.43
2015	59	5756	5935317	1.LE.46-15 - Boys & Girls Clubs of Southwest County	05	LMC	\$36.57
2015	78	5761	5919370	4.LQ.24-15 - Boys and Girls Club- Coachella Valley	05	LMC	\$5,610.00
2015	78	5761	5925931	4.LQ.24-15 - Boys and Girls Club- Coachella Valley	05	LMC	\$6,375.00
2015	82	5691	5907228	0.144-15 - Community Food Pantry of Murrieta	05	LMC	\$23,567.00
2015	84	5694	5933423	0.146-15 - STEM Program for Disadvantaged Youth	05	LMC	\$10,000.00
2015	85	5695	5905754	0.147-15 - Care-A-Van Transit	05	LMC	\$19,500.00
2015	87	5697	5903066	0.149-15 - Women's Health Assistance Program	05	LMC	\$587.52
2015	87	5697	5907905	0.149-15 - Women's Health Assistance Program	05	LMC	\$11,912.48
2015	90	5704	5907228	2.66-15 - Highgrove Community Services	05	LMA	\$36,834.24
2015	90	5704	5913610	2.66-15 - Highgrove Community Services	05	LMA	\$8,850.58
2015	90	5704	5922008	2.66-15 - Highgrove Community Services	05	LMA	\$5,354.73
2015	90	5704	5925856	2.66-15 - Highgrove Community Services	05	LMA	\$5,323.33
2015	90	5704	5927017	2.66-15 - Highgrove Community Services	05	LMA	\$8,562.05
2015	90	5704	5935317	2.66-15 - Highgrove Community Services	05	LMA	\$5,427.86
2015	90	5704	5938927	2.66-15 - Highgrove Community Services	05	LMA	\$9,087.56
2015	90	5704	5938930	2.66-15 - Highgrove Community Services	05	LMA	\$5,559.65
2015	93	5707	5893546	3.111-15 - Idyllwild HELP Center	05	LMC	\$10,000.00
2015	94	5708	5888927	3.112-15 - Operation School Bell	05	LMC	\$7,500.00
					05	Matrix Code	\$677,121.07
2015	18	5682	5894904	0.135-15 - Wildomar Senior Center Transportation Program	05A	LMC	\$8,000.00
2015	69	5763	5937965	2.NR.36-15 - Senior Recreation and Community Services	05A	LMC	\$11,502.00
2015	91	5705	5934508	2.67-15 - Eddie Dee Smith Senior Center	05A	LMC	\$79,296.08
2015	91	5705	5937255	2.67-15 - Eddie Dee Smith Senior Center	05A	LMC	\$17,827.92
2015	98	5742	5924274	5.78-15 - Transportation and Adult Day Services	05A	LMC	\$1,000.00
2015	107	5801	5937190	3.116-15 - FSA Senior Nutrition Site Program	05A	LMC	\$40,133.44
					05A	Matrix Code	\$157,759.44
2015	67	5751	5937965	2.EV.10-15 - Youth Recreation Scholarship Program	05D	LMC	\$5,170.00
2015	86	5696	5938930	0.148-15 - Valley-Wide Youth Scholarship Program	05D	LMC	\$5,391.00
					05D	Matrix Code	\$10,561.00
2015	16	5680	5937255	0.133-15 - S.A.F.E. Domestic Violence Services	05G	LMC	\$16,000.00
2015	99	5743	5875177	5.79-15 - Alternatives to Domestic Violence	05G	LMC	\$3,000.00
					05G	Matrix Code	\$19,000.00
2015	21	5685	5909074	0.138-15 - Boys and Girls Club-Camp Kids Program	05L	LMC	\$15,180.82
2015	21	5685	5912091	0.138-15 - Boys and Girls Club-Camp Kids Program	05L	LMC	\$6,374.58
2015	21	5685	5927017	0.138-15 - Boys and Girls Club-Camp Kids Program	05L	LMC	\$401.60
2015	21	5685	5927901	0.138-15 - Boys and Girls Club-Camp Kids Program	05L	LMC	\$401.00



Office of Community Planning and Development
U.S. Department of Housing and Urban Development
Integrated Disbursement and Information System
PR26 - CDBG Financial Summary Report
Program Year 2015
RIVERSIDE COUNTY , CA

DATE: 08-26-16
TIME: 13:34
PAGE: 12

Plan Year	IDIS Project	IDIS Activity	Voucher Number	Activity Name	Matrix Code	National Objective	Drawn Amount
					05L	Matrix Code	\$22,358.00
2015	23	5687	5937190	0.140-15 - Project Independence	05N	LMC	\$5,435.88
2015	23	5687	5938930	0.140-15 - Project Independence	05N	LMC	\$1,564.12
2015	24	5688	5894158	0.141-15 - Court Appointed Special Advocates (CASA) Program	05N	LMC	\$27,000.00
2015	24	5688	5937965	0.141-15 - Court Appointed Special Advocates (CASA) Program	05N	LMC	\$5,000.00
2015	88	5698	5894904	0.150-15 - Kin Care	05N	LMC	\$8,738.63
2015	88	5698	5912091	0.150-15 - Kin Care	05N	LMC	\$5,761.37
					05N	Matrix Code	\$53,500.00
2015	34	5714	5888921	4.172-15 - Mental Health Counseling	05O	LMC	\$4,986.86
					05O	Matrix Code	\$4,986.86
2015	11	5677	5894262	9.131-15 - Neighborhood Enhancement Program II	05V	LMA	\$821.85
2015	11	5677	5903072	9.131-15 - Neighborhood Enhancement Program II	05V	LMA	\$240.84
2015	11	5677	5904275	9.131-15 - Neighborhood Enhancement Program II	05V	LMA	\$2,429.15
2015	11	5677	5907215	9.131-15 - Neighborhood Enhancement Program II	05V	LMA	\$1,567.45
2015	11	5677	5907225	9.131-15 - Neighborhood Enhancement Program II	05V	LMA	\$240.84
2015	11	5677	5907905	9.131-15 - Neighborhood Enhancement Program II	05V	LMA	\$855.36
2015	11	5677	5909074	9.131-15 - Neighborhood Enhancement Program II	05V	LMA	\$1,852.48
2015	11	5677	5910106	9.131-15 - Neighborhood Enhancement Program II	05V	LMA	\$1,064.65
2015	11	5677	5917298	9.131-15 - Neighborhood Enhancement Program II	05V	LMA	\$467.82
2015	11	5677	5922008	9.131-15 - Neighborhood Enhancement Program II	05V	LMA	\$1,119.67
2015	11	5677	5926794	9.131-15 - Neighborhood Enhancement Program II	05V	LMA	\$1,119.67
2015	11	5677	5931127	9.131-15 - Neighborhood Enhancement Program II	05V	LMA	\$1,197.68
2015	11	5677	5933423	9.131-15 - Neighborhood Enhancement Program II	05V	LMA	\$962.64
2015	11	5677	5936216	9.131-15 - Neighborhood Enhancement Program II	05V	LMA	\$3,031.17
2015	11	5677	5937965	9.131-15 - Neighborhood Enhancement Program II	05V	LMA	\$1,197.19
2015	11	5677	5938930	9.131-15 - Neighborhood Enhancement Program II	05V	LMA	\$14,302.20
					05V	Matrix Code	\$32,470.66
2015	19	5683	5907228	0.136-15 - Blythe Emergency Food Pantry	05W	LMC	\$11,089.00
2015	20	5684	5917298	0.137-15 - Blythe Harmony Kitchen	05W	LMC	\$8,251.13
2015	20	5684	5923871	0.137-15 - Blythe Harmony Kitchen	05W	LMC	\$2,868.83
2015	31	5711	5913610	4.169-15 - St. Elizabeth Food Pantry	05W	LMC	\$3,000.00
2015	54	5739	5889557	5.75-15 - Emergency Food Distribution	05W	LMC	\$10,000.00
2015	95	5709	5888921	3.113-15 - The Community Pantry	05W	LMC	\$10.00
2015	95	5709	5903066	3.113-15 - The Community Pantry	05W	LMC	\$12,908.16
2015	95	5709	5923331	3.113-15 - The Community Pantry	05W	LMC	\$3,792.42
2015	95	5709	5937255	3.113-15 - The Community Pantry	05W	LMC	\$12,761.58
2015	95	5709	5938930	3.113-15 - The Community Pantry	05W	LMC	\$527.84
					05W	Matrix Code	\$65,208.96
Total							\$1,118,668.79

LINE 37 DETAIL: ACTIVITIES INCLUDED IN THE COMPUTATION OF LINE 37

Plan Year	IDIS Project	IDIS Activity	Voucher Number	Activity Name	Matrix Code	National Objective	Drawn Amount
2013	81	5508	5841333	1.LE.34-13 - CDBG Administrative Costs - EDA	21A		\$18.59
2013	81	5508	5846367	1.LE.34-13 - CDBG Administrative Costs - EDA	21A		\$5,428.90
2013	81	5508	5848820	1.LE.34-13 - CDBG Administrative Costs - EDA	21A		\$661.94
2013	81	5508	5849848	1.LE.34-13 - CDBG Administrative Costs - EDA	21A		\$17.53
2013	81	5508	5851496	1.LE.34-13 - CDBG Administrative Costs - EDA	21A		\$8,295.66
2013	81	5508	5858092	1.LE.34-13 - CDBG Administrative Costs - EDA	21A		\$4,880.56
2014	1	5554	5826416	9.114-14 - CDBG Program Administration (2014)	21A		\$31,154.10
2014	1	5554	5839252	9.114-14 - CDBG Program Administration (2014)	21A		\$44,452.10
2014	1	5554	5842199	9.114-14 - CDBG Program Administration (2014)	21A		\$28,340.76
2014	1	5554	5846361	9.114-14 - CDBG Program Administration (2014)	21A		\$147.69



Office of Community Planning and Development
U.S. Department of Housing and Urban Development
Integrated Disbursement and Information System
PR26 - CDBG Financial Summary Report
Program Year 2015
RIVERSIDE COUNTY , CA

DATE: 08-26-16
TIME: 13:34
PAGE: 13

Plan Year	IDIS Project	IDIS Activity	Voucher Number	Activity Name	Matrix Code	National Objective	Drawn Amount
2014	1	5554	5846367	9.114-14 - CDBG Program Administration (2014)	21A		\$95,420.76
2014	1	5554	5848820	9.114-14 - CDBG Program Administration (2014)	21A		\$65,702.78
2014	1	5554	5849848	9.114-14 - CDBG Program Administration (2014)	21A		\$15,122.30
2014	1	5554	5851496	9.114-14 - CDBG Program Administration (2014)	21A		\$77,701.46
2014	1	5554	5858092	9.114-14 - CDBG Program Administration (2014)	21A		\$119,796.22
2014	44	5594	5841333	1.LE.42-14 - CDBG Administrative Costs-EDA	21A		\$26.74
2014	44	5594	5858092	1.LE.42-14 - CDBG Administrative Costs-EDA	21A		\$1,332.97
2014	44	5594	5869945	1.LE.42-14 - CDBG Administrative Costs-EDA	21A		\$2,701.76
2014	44	5594	5875164	1.LE.42-14 - CDBG Administrative Costs-EDA	21A		\$1,998.23
2014	44	5594	5877117	1.LE.42-14 - CDBG Administrative Costs-EDA	21A		\$12.11
2014	44	5594	5880986	1.LE.42-14 - CDBG Administrative Costs-EDA	21A		\$3,074.57
2014	44	5594	5887700	1.LE.42-14 - CDBG Administrative Costs-EDA	21A		\$484.63
2014	44	5594	5888903	1.LE.42-14 - CDBG Administrative Costs-EDA	21A		\$1,504.53
2014	44	5594	5893551	1.LE.42-14 - CDBG Administrative Costs-EDA	21A		\$1,661.33
2014	44	5594	5894230	1.LE.42-14 - CDBG Administrative Costs-EDA	21A		\$2,053.36
2014	44	5594	5904292	1.LE.42-14 - CDBG Administrative Costs-EDA	21A		\$2,087.21
2014	44	5594	5907220	1.LE.42-14 - CDBG Administrative Costs-EDA	21A		\$2,558.77
2014	44	5594	5909075	1.LE.42-14 - CDBG Administrative Costs-EDA	21A		\$1,544.32
2014	44	5594	5910103	1.LE.42-14 - CDBG Administrative Costs-EDA	21A		\$937.13
2014	44	5594	5912081	1.LE.42-14 - CDBG Administrative Costs-EDA	21A		\$43.59
2014	44	5594	5914825	1.LE.42-14 - CDBG Administrative Costs-EDA	21A		\$14.22
2014	44	5594	5916403	1.LE.42-14 - CDBG Administrative Costs-EDA	21A		\$3.95
2014	44	5594	5919379	1.LE.42-14 - CDBG Administrative Costs-EDA	21A		\$6.27
2014	44	5594	5922035	1.LE.42-14 - CDBG Administrative Costs-EDA	21A		\$1,184.77
2014	44	5594	5926797	1.LE.42-14 - CDBG Administrative Costs-EDA	21A		\$2,364.10
2014	44	5594	5931117	1.LE.42-14 - CDBG Administrative Costs-EDA	21A		\$2,187.52
2014	44	5594	5933424	1.LE.42-14 - CDBG Administrative Costs-EDA	21A		\$2,726.25
2014	44	5594	5936204	1.LE.42-14 - CDBG Administrative Costs-EDA	21A		\$2,706.78
2014	44	5594	5947042	1.LE.42-14 - CDBG Administrative Costs-EDA	21A		\$6,435.27
2015	8	5675	5858074	9.128-15 - CDBG Program Administration	21A		\$23,380.30
2015	8	5675	5860718	9.128-15 - CDBG Program Administration	21A		\$57,947.85
2015	8	5675	5864152	9.128-15 - CDBG Program Administration	21A		\$50,008.52
2015	8	5675	5866909	9.128-15 - CDBG Program Administration	21A		\$2,180.20
2015	8	5675	5868844	9.128-15 - CDBG Program Administration	21A		\$52,591.45
2015	8	5675	5869945	9.128-15 - CDBG Program Administration	21A		\$4,597.29
2015	8	5675	5875164	9.128-15 - CDBG Program Administration	21A		\$63,146.35
2015	8	5675	5877117	9.128-15 - CDBG Program Administration	21A		\$360.55
2015	8	5675	5880986	9.128-15 - CDBG Program Administration	21A		\$71,532.89
2015	8	5675	5887700	9.128-15 - CDBG Program Administration	21A		\$22,476.70
2015	8	5675	5888903	9.128-15 - CDBG Program Administration	21A		\$64,306.43
2015	8	5675	5893551	9.128-15 - CDBG Program Administration	21A		\$34,003.32
2015	8	5675	5894161	9.128-15 - CDBG Program Administration	21A		\$26.51
2015	8	5675	5894230	9.128-15 - CDBG Program Administration	21A		\$26,222.15
2015	8	5675	5894908	9.128-15 - CDBG Program Administration	21A		\$2,993.59
2015	8	5675	5904292	9.128-15 - CDBG Program Administration	21A		\$25,666.18
2015	8	5675	5905753	9.128-15 - CDBG Program Administration	21A		\$1,708.83
2015	8	5675	5907220	9.128-15 - CDBG Program Administration	21A		\$26,336.90
2015	8	5675	5909075	9.128-15 - CDBG Program Administration	21A		\$43,622.40
2015	8	5675	5910103	9.128-15 - CDBG Program Administration	21A		\$24,270.55
2015	8	5675	5912081	9.128-15 - CDBG Program Administration	21A		\$119,738.43
2015	8	5675	5912661	9.128-15 - CDBG Program Administration	21A		\$21,156.44
2015	8	5675	5912726	9.128-15 - CDBG Program Administration	21A		\$303.81
2015	8	5675	5914825	9.128-15 - CDBG Program Administration	21A		\$6,215.44
2015	8	5675	5916403	9.128-15 - CDBG Program Administration	21A		\$5,491.94
2015	8	5675	5919379	9.128-15 - CDBG Program Administration	21A		\$1,871.84
2015	8	5675	5922027	9.128-15 - CDBG Program Administration	21A		\$81,179.70
2015	8	5675	5926342	9.128-15 - CDBG Program Administration	21A		\$9,336.63



Office of Community Planning and Development
U.S. Department of Housing and Urban Development
Integrated Disbursement and Information System
PR26 - CDBG Financial Summary Report
Program Year 2015
RIVERSIDE COUNTY , CA

DATE: 08-26-16
TIME: 13:34
PAGE: 14

Plan Year	IDIS Project	IDIS Activity	Voucher Number	Activity Name	Matrix Code	National Objective	Drawn Amount
2015	8	5675	5926780	9.128-15 - CDBG Program Administration	21A		\$30,424.54
2015	8	5675	5927898	9.128-15 - CDBG Program Administration	21A		\$876.82
2015	8	5675	5931121	9.128-15 - CDBG Program Administration	21A		\$73,979.08
2015	8	5675	5933430	9.128-15 - CDBG Program Administration	21A		\$43,618.98
2015	8	5675	5934585	9.128-15 - CDBG Program Administration	21A		\$505.62
2015	8	5675	5935078	9.128-15 - CDBG Program Administration	21A		\$2,113.74
2015	8	5675	5936207	9.128-15 - CDBG Program Administration	21A		\$33,505.69
2015	8	5675	5937967	9.128-15 - CDBG Program Administration	21A		\$5,061.44
2015	8	5675	5938518	9.128-15 - CDBG Program Administration	21A		\$1,761.78
2015	8	5675	5938927	9.128-15 - CDBG Program Administration	21A		\$476.12
2015	8	5675	5938930	9.128-15 - CDBG Program Administration	21A		\$111,074.77
2015	8	5675	5947061	9.128-15 - CDBG Program Administration	21A		\$12,068.76
2015	8	5675	5949299	9.128-15 - CDBG Program Administration	21A		\$559.08
2015	61	5758	5927901	1.LE.48-15 - CDBG Administrative Cost - Lake Elsinore	21A		\$5,224.33
2015	103	5787	5894330	9.135-15 - CDBG Program Administration-20%PI	21A		\$1,206.88
2015	103	5787	5904283	9.135-15 - CDBG Program Administration-20%PI	21A		\$4,791.72
2015	103	5787	5934508	9.135-15 - CDBG Program Administration-20%PI	21A		\$6,680.82
2015	103	5787	5943401	9.135-15 - CDBG Program Administration-20%PI	21A		\$610.12
2015	103	5787	5947061	9.135-15 - CDBG Program Administration-20%PI	21A		\$801.61
					21A	Matrix Code	\$1,714,806.82
2014	6	5555	5841333	9.115-14 - Fair Housing Program Administration (2014)	21D		\$124.41
2015	9	5676	5860235	9.129-15 - Fair Housing Program Administration	21D		\$30,121.93
2015	9	5676	5866909	9.129-15 - Fair Housing Program Administration	21D		\$10,568.82
2015	9	5676	5877117	9.129-15 - Fair Housing Program Administration	21D		\$9,743.77
2015	9	5676	5888927	9.129-15 - Fair Housing Program Administration	21D		\$13,386.07
2015	9	5676	5894155	9.129-15 - Fair Housing Program Administration	21D		\$10,679.58
2015	9	5676	5904334	9.129-15 - Fair Housing Program Administration	21D		\$10,152.94
2015	9	5676	5913609	9.129-15 - Fair Housing Program Administration	21D		\$13,551.93
2015	9	5676	5924274	9.129-15 - Fair Housing Program Administration	21D		\$11,373.66
2015	9	5676	5937965	9.129-15 - Fair Housing Program Administration	21D		\$25,212.07
					21D	Matrix Code	\$134,915.18
Total							\$1,849,722.00

PR33 - HOME Matching Liability Report

U.S. Department of Housing and Urban Development
Office of Community Planning and Development
Integrated Disbursement and Information System
Home Matching Liability Report

DATE: 09-12-16
TIME: 12:28
PAGE: 1

RIVERSIDE COUNTY, CA

FiscalYear	latchPercent	TotalDisbursements	Disbursements Requiring Match	Match Liability Amount
1997	25.0 %	\$661,971.32	\$661,971.32	\$165,492.83
1998	25.0 %	\$3,506,057.85	\$3,261,257.85	\$815,314.46
1999	25.0 %	\$2,836,977.56	\$2,539,629.59	\$634,907.39
2000	25.0 %	\$1,184,345.51	\$904,132.24	\$226,033.06
2001	25.0 %	\$1,597,182.52	\$1,343,429.89	\$335,857.47
2002	25.0 %	\$534,001.25	\$249,615.12	\$62,403.78
2003	25.0 %	\$1,256,932.07	\$958,932.07	\$239,733.01
2004	25.0 %	\$6,196,129.65	\$5,802,222.25	\$1,450,555.56
2005	25.0 %	\$4,541,557.02	\$4,149,642.02	\$1,037,410.50
2006	25.0 %	\$3,270,384.49	\$2,897,913.49	\$724,478.37
2007	25.0 %	\$4,368,024.66	\$4,005,192.02	\$1,001,298.00
2008	25.0 %	\$5,477,561.14	\$5,123,287.88	\$1,280,821.97
2009	25.0 %	\$2,049,659.42	\$1,750,339.00	\$437,584.75
2010	25.0 %	\$1,811,619.45	\$1,496,819.58	\$374,204.89
2011	25.0 %	\$3,582,447.85	\$3,196,641.64	\$799,160.41
2012	25.0 %	\$2,708,818.24	\$2,401,848.61	\$600,462.15
2013	25.0 %	\$2,457,910.58	\$2,344,312.81	\$586,078.20
2014	25.0 %	\$2,700,500.95	\$2,545,636.91	\$636,409.22
2015	25.0 %	\$1,668,492.69	\$1,441,060.16	\$360,265.04

PR50 - Grantee CDBG Expenditure Report



Office of Community Planning and Development
U.S. Department of Housing and Urban Development
Integrated Disbursement and Information System
Expenditure Report
PR50 - Use of CDBG Funds by RIVERSIDE COUNTY, CA
from 07-01-2015 to 06-30-2016

DATE: 08-10-16
TIME: 15:42
PAGE: 1

Matrix Code	Activity Group	Matrix Code Name	Disbursements	Percent of Total
18A	ED	ED Direct Financial Assistance to For-Profits	21,971.05	0.32%
18C	ED	Micro-Enterprise Assistance	32,714.91	0.48%
Subtotal for : Economic Development			54,685.96	0.79%
14A	HR	Rehab; Single-Unit Residential	238,940.79	3.47%
14D	HR	Rehab; Other Publicly-Owned Residential Buildings	153.03	0.00%
14F	HR	Energy Efficiency Improvements	5,000.00	0.07%
15	HR	Code Enforcement	519,094.92	7.54%
Subtotal for : Housing			763,188.74	11.08%
03	PI	Public Facilities and Improvement (General)	288,981.81	4.20%
03A	PI	Senior Centers	812,198.50	11.80%
03B	PI	Handicapped Centers	110,595.70	1.61%
03E	PI	Neighborhood Facilities	167,906.54	2.44%
03F	PI	Parks, Recreational Facilities	982,066.95	14.26%
03J	PI	Water/Sewer Improvements	146,831.30	2.13%
03K	PI	Street Improvements	320,367.71	4.65%
03L	PI	Sidewalks	269,249.46	3.91%
03S	PI	Facilities for AIDS Patients (not operating costs)	649.39	0.01%
Subtotal for : Public Facilities and Improvements			3,098,847.36	45.01%
03T	PS	Operating Costs of Homeless/AIDS Patients Programs	75,702.80	1.10%
05	PS	Public Services (General)	677,121.07	9.83%
05A	PS	Senior Services	157,759.44	2.29%
05D	PS	Youth Services	10,561.00	0.15%
05G	PS	Battered and Abused Spouses	19,000.00	0.28%
05L	PS	Child Care Services	22,358.00	0.32%
05N	PS	Abused and Neglected Children	53,500.00	0.78%
05O	PS	Mental Health Services	4,986.86	0.07%
05V	PS	Neighborhood Cleanups	32,470.66	0.47%
05W	PS	Food Banks	65,208.96	0.95%
Subtotal for : Public Services			1,118,668.79	16.25%
21A	AP	General Program Administration	1,714,806.82	24.91%
21D	AP	Fair Housing Activities (subject to 20% Admin Cap)	134,915.18	1.96%
Subtotal for : General Administration and Planning			1,849,722.00	26.87%
Total Disbursements			6,885,112.85	100.00%

PR51 - Grantee CDBG Accomplishment Report



HOUSING

Matrix Code	Eligible Activity	Number of Households Assisted
14A	Rehab; Single-Unit Residential	10
14D	Rehab; Other Publicly-Owned Residential Buildings	123
Total Number of Households Assisted:		<u>133</u>

PUBLIC SERVICES

Matrix Code	Eligible Activity	Number of Persons Benefitting
03T	Operating Costs of Homeless/AIDS Patients Programs	2,514
05	Public Services (General)	117,650
05A	Senior Services	1,932
05D	Youth Services	163
05G	Battered and Abused Spouses	943
05L	Child Care Services	50
05N	Abused and Neglected Children	264
05O	Mental Health Services	86
05V	Neighborhood Cleanups	118,585
05W	Food Banks	6,134
Total Number of Persons Benefitting:		<u>248,321</u>

PUBLIC IMPROVEMENTS

Matrix Code	Eligible Activity	Number of Persons Benefitting
03	Public Facilities and Improvement (General)	20,379
03A	Senior Centers	80
03B	Handicapped Centers	240
03E	Neighborhood Facilities	5,339
03F	Parks, Recreational Facilities	41,536
03J	Water/Sewer Improvements	3,190
03K	Street Improvements	7,225
03L	Sidewalks	7,601
Total Number of Persons Benefitting:		<u>85,590</u>

PR83 CDBG-Sections 1-3 CDBG Performance Measurements Report

[illegible]

[illegible][illegible]

[illegible]

Shelter for Homeless Persons										
Revised to match IDIS-Matrix 03T										
	Create Suitable Living			Provide Decent Housing			Create Economic Opportunities			Total
	Access	Afford	Sustain	Access	Afford	Sustain	Access	Afford	Sustain	
Number of beds created in overnight shelter/other emergency housing										
	0	0	0	0	0	0	0	0	0	0
Number of homeless persons given overnight shelter										
	2,559	0	0	0	0	0	0	0	0	2,559

PR85 - Housing Performance Report

IDIS - PR85

U.S. Department of Housing and Urban Development
Office of Community Planning and Development
Integrated Disbursement and Information System
Rental , Homebuyer , Homeowner Rehab, TBRA
Housing Performance Report - RIVERSIDE COUNTY , CA

Date: 09-12-16
Time: 12:34
Page: 1

Program Rental , Homebuyer , Homeowner Rehab, TBRA
Date Range 06/30/2016
Home Tenure Type 7/1/2015

Objectives	Availability / Accessibility		Outcomes		Sustainability		Total by Objective		# of Total Units Brought to Property Standard		Of the Total Units, the # occupied by Households <= 80% AMI	
			Affordability						Units		Units	
	Units	\$	Units	\$	Units	\$	Units	\$	Units	\$	Units	\$
Suitable Living	0	0.00	0	0.00	0	0.00	0	0.00	0	0.00	0	0.00
Decent Housing	0	0.00	51	4,134,400.00	0	0.00	51	4,134,400.00	51	4,134,400.00	51	4,134,400.00
Economic Opportunity	0	0.00	0	0.00	0	0.00	0	0.00	0	0.00	0	0.00
Total by Outcome	0	0.00	51	4,134,400.00	0	0.00	51	4,134,400.00	51	4,134,400.00	51	4,134,400.00

PR91 - ESG Financial Summary



RIVERSIDE COUNTY, CA

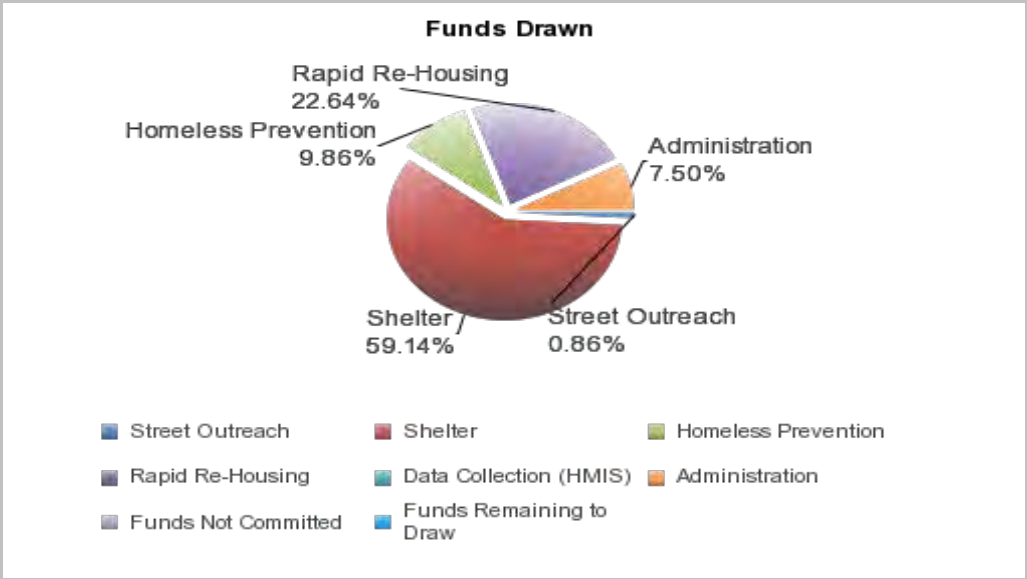
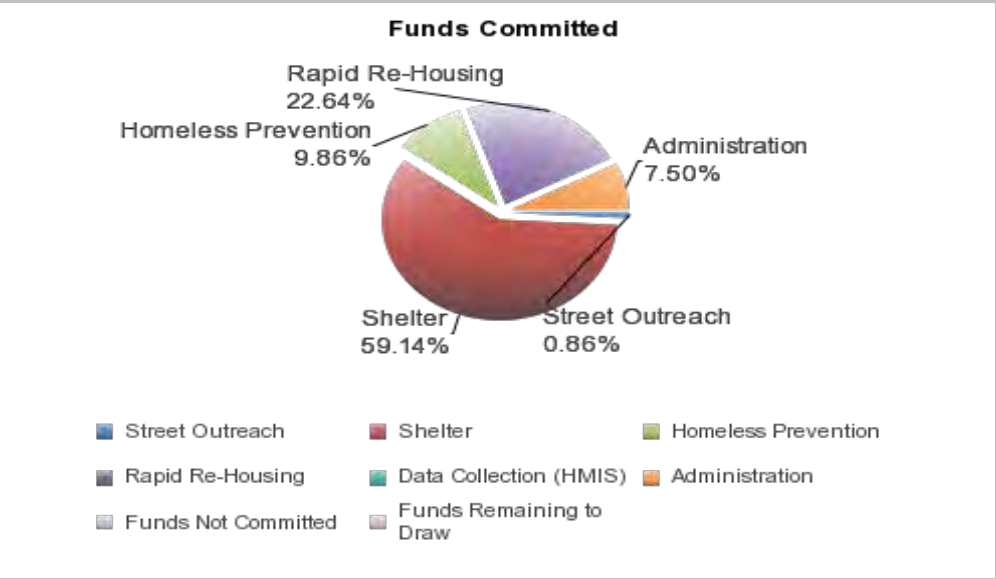
2014

ESG Program Level Summary

Grant Number	Total Grant Amount	Total Funds Committed	Total Funds Available to Commit	% of Grant Funds Not Committed	Grant Funds Drawn	% of Grant Funds Drawn	Available to Draw	% Remaining to Draw
E14UC060506	\$583,301.00	\$583,301.00	\$0.00	0.00%	\$583,301.00	100.00%	\$0.00	0.00%

ESG Program Components

Activity Type	Total Committed to Activities	% of Grant Committed	Drawn Amount	% of Grant Drawn
Street Outreach	\$5,000.00	0.86%	\$5,000.00	0.86%
Shelter	\$344,981.00	59.14%	\$344,981.00	59.14%
Homeless Prevention	\$57,488.21	9.86%	\$57,488.21	9.86%
Rapid Re-Housing	\$132,084.21	22.64%	\$132,084.21	22.64%
Data Collection (HMIS)	\$0.00	0.00%	\$0.00	0.00%
Administration	\$43,747.58	7.50%	\$43,747.58	7.50%
Funds Not Committed	\$0.00	0.00%	\$0.00	0.00%
Funds Remaining to Draw	\$0.00	0.00%	\$0.00	0.00%
Total	\$583,301.00	100.00%	\$583,301.00	100.00%



24-Month Grant Expenditure Deadline

All of the recipient's grant must be expended for eligible activity costs within 24 months after the date HUD signs the grant agreement with the recipient. Expenditure means either an actual cash disbursement for a direct charge for a good or service or an indirect cost or the accrual of a direct charge for a good or service or an indirect cost. This report uses draws in IDIS to measure expenditures. HUD allocated Fiscal Year 2011 ESG funds in two allocations. For FY2011, this Obligation Date is the date of the first allocation. This report does not list the Obligation Date, does not calculate the Expenditure Deadline, and does not track the Days Remaining for the FY 2011 second allocation.

Grant Amount: \$583,301.00

Grant Number	Draws to Date	HUD Obligation Date	Expenditure Deadline	Days Remaining to Meet Requirement Date	Expenditures Required
E14UC060506	\$583,301.00	10/02/2014	10/02/2016	49	\$0.00

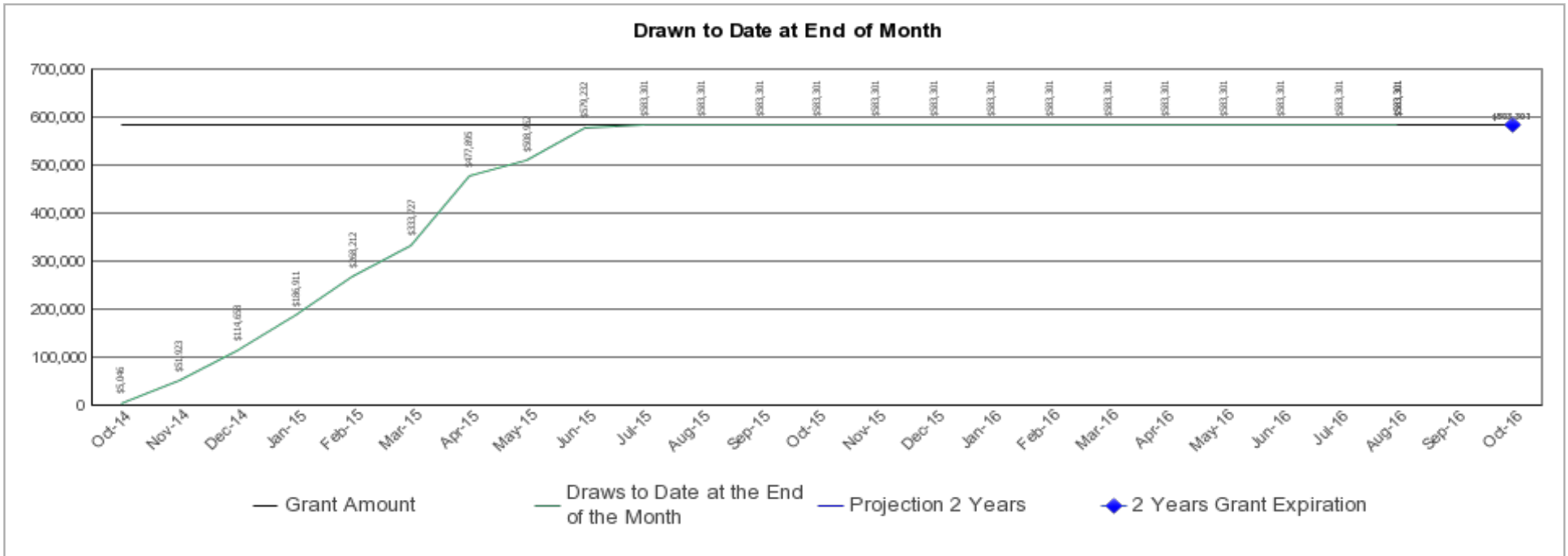
60% Cap on Emergency Shelter and Street Outreach

The cap refers to the total amount of the recipient's fiscal year grant, allowed for emergency shelter and street outreach activities, is capped at 60 percent. This amount cannot exceed the greater of: (1) 60% of the overall grant for the year; or, (2) the amount of Fiscal Year 2010 ESG funds committed for homeless assistance activities.

Amount Committed to Shelter	Amount Committed to Street Outreach	Total Amount Committed to Shelter and Street Outreach	% Committed to Shelter and Street Outreach	2010 Funds Committed to Homeless Assistance Activities	Total Drawn for Shelter and Street Outreach	% Drawn for Shelter and Street Outreach
\$344,981.00	\$5,000.00	\$349,981.00	60.00%	\$370,003.00	\$349,981.00	60.00%

ESG Draws By Month (at the total grant level):

Grant Amount: 583,301.00



ESG Draws By Quarter (at the total grant level):

Quarter End Date	Quarter	the End of the	Quarter	at End of Quarter
------------------	---------	----------------	---------	-------------------

12/31/2014	\$114,657.69	\$114,657.69	19.66%	19.66%
03/31/2015	\$219,069.62	\$333,727.31	37.56%	57.21%
06/30/2015	\$245,505.18	\$579,232.49	42.09%	99.30%
09/30/2015	\$4,068.51	\$583,301.00	0.70%	100.00%
12/31/2015	\$0.00	\$583,301.00	0.00%	100.00%
03/31/2016	\$0.00	\$583,301.00	0.00%	100.00%
06/30/2016	\$0.00	\$583,301.00	0.00%	100.00%
09/30/2016	\$0.00	\$583,301.00	0.00%	100.00%

ESG Subrecipient Commitments and Draws by Activity Category :

Subrecipient	Activity Type	Committed	Drawn
RIVERSIDE COUNTY	Shelter	\$0.00	\$0.00
	Homeless Prevention	\$0.00	\$0.00
	Rapid Re-Housing	\$0.00	\$0.00
	Administration	\$43,747.58	\$43,747.58
	Total	\$43,747.58	\$43,747.58
	Total Remaining to be Drawn		\$0.00
	Percentage Remaining to be Drawn		0.00%
PATH OF LIFE MINISTRIES	Shelter	\$50,000.00	\$50,000.00
	Total	\$50,000.00	\$50,000.00
	Total Remaining to be Drawn		\$0.00
	Percentage Remaining to be Drawn		0.00%
MARTHA'S VILLAGE & KITCHEN, INC	Shelter	\$50,000.00	\$50,000.00
	Total	\$50,000.00	\$50,000.00
	Total Remaining to be Drawn		\$0.00
	Percentage Remaining to be Drawn		0.00%
VALLEY RESTART EMERGENCY SHELTER	Shelter	\$35,000.00	\$35,000.00
	Total	\$35,000.00	\$35,000.00
	Total Remaining to be Drawn		\$0.00
	Percentage Remaining to be Drawn		0.00%
OPERATION SAFEHOUSE, INC.	Shelter	\$30,000.00	\$30,000.00
	Total	\$30,000.00	\$30,000.00
	Total Remaining to be Drawn		\$0.00
	Percentage Remaining to be Drawn		0.00%
CATHOLIC CHARITIES SAN BERNARDINO/RIVERSIDE	Street Outreach	\$5,000.00	\$5,000.00
	Total	\$5,000.00	\$5,000.00
	Total Remaining to be Drawn		\$0.00
	Percentage Remaining to be Drawn		0.00%
ROY'S DESERT RESOURCE CENTER	Shelter	\$66,000.00	\$66,000.00
	Total	\$66,000.00	\$66,000.00
	Total Remaining to be Drawn		\$0.00
	Percentage Remaining to be Drawn		0.00%
	Shelter	\$20,000.00	\$20,000.00

COACHELLA VALLEY RESCUE MISSION	Total	\$20,000.00	\$20,000.00
	Total Remaining to be Drawn		\$0.00
	Percentage Remaining to be Drawn		0.00%
Operation Safehouse, Inc.	Shelter	\$30,000.00	\$30,000.00
	Total	\$30,000.00	\$30,000.00
	Total Remaining to be Drawn		\$0.00
	Percentage Remaining to be Drawn		0.00%
Whiteside Manor, Inc.	Shelter	\$63,981.00	\$63,981.00
	Total	\$63,981.00	\$63,981.00
	Total Remaining to be Drawn		\$0.00
	Percentage Remaining to be Drawn		0.00%
Foothill AIDS Project	Homeless Prevention	\$35,000.00	\$35,000.00
	Total	\$35,000.00	\$35,000.00
	Total Remaining to be Drawn		\$0.00
	Percentage Remaining to be Drawn		0.00%
Lutheran Social Services of Southern California	Homeless Prevention	\$7,488.21	\$7,488.21
	Rapid Re-Housing	\$9,011.79	\$9,011.79
	Total	\$16,500.00	\$16,500.00
	Total Remaining to be Drawn		\$0.00
	Percentage Remaining to be Drawn		0.00%
Helping Our People of Elsinore, Inc. H.O.P.E.	Homeless Prevention	\$15,000.00	\$15,000.00
	Rapid Re-Housing	\$15,000.00	\$15,000.00
	Total	\$30,000.00	\$30,000.00
	Total Remaining to be Drawn		\$0.00
	Percentage Remaining to be Drawn		0.00%
Riverside Community Housing Corporation	Rapid Re-Housing	\$108,072.42	\$108,072.42
	Total	\$108,072.42	\$108,072.42
	Total Remaining to be Drawn		\$0.00
	Percentage Remaining to be Drawn		0.00%

ESG Subrecipients by Activity Category

Activity Type	Subecipient
Street Outreach	CATHOLIC CHARITIES SAN BERNARDINO/RIVERSIDE
Shelter	RIVERSIDE COUNTY
	PATH OF LIFE MINISTRIES
	MARTHA'S VILLAGE & KITCHEN, INC
	VALLEY RESTART EMERGENCY SHELTER
	OPERATION SAFEHOUSE, INC.
	ROY'S DESERT RESOURCE CENTER
	COACHELLA VALLEY RESCUE MISSION
	Operation Safehouse, Inc.

	Whiteside Manor, Inc.
Homeless Prevention	RIVERSIDE COUNTY
	Foothill AIDS Project
	Lutheran Social Services of Southern California
	Helping Our People of Elsinore, Inc. H.O.P.E.
Rapid Re-Housing	RIVERSIDE COUNTY
	Lutheran Social Services of Southern California
	Helping Our People of Elsinore, Inc. H.O.P.E.
	Riverside Community Housing Corporation
Administration	RIVERSIDE COUNTY



U.S. Department of Housing and Urban Development
Office of Community Planning and Development
Integrated Disbursement and Information System
PR91 - ESG Financial Summary

DATE: 08-15-16
TIME: 12:25
PAGE: 1

RIVERSIDE COUNTY, CA

2015

ESG Program Level Summary

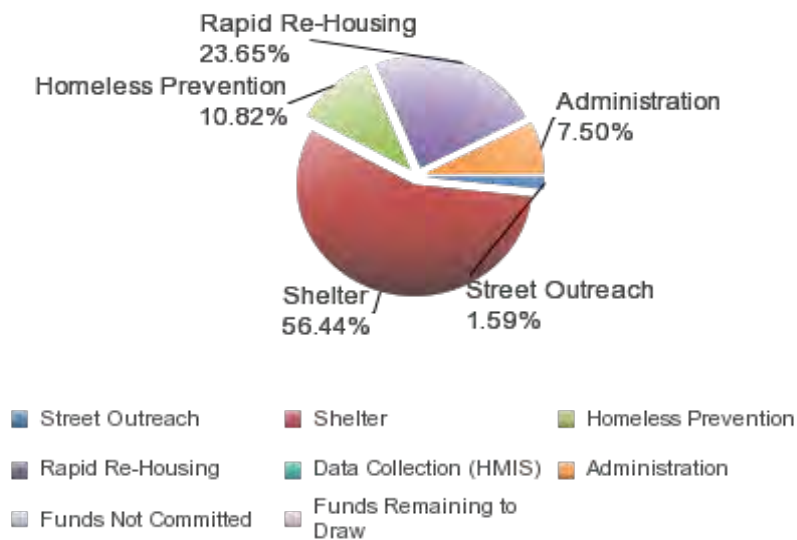
Grant Number	Total Grant Amount	Total Funds Committed	Total Funds Available to Commit	% of Grant Funds Not Committed	Grant Funds Drawn	% of Grant Funds Drawn	Available to Draw	% Remaining to Draw
E15UC060506	\$628,928.00	\$628,928.00	\$0.00	0.00%	\$507,914.03	80.76%	\$121,013.97	19.24%

Includes
\$37,061.43 drawn
in 2016

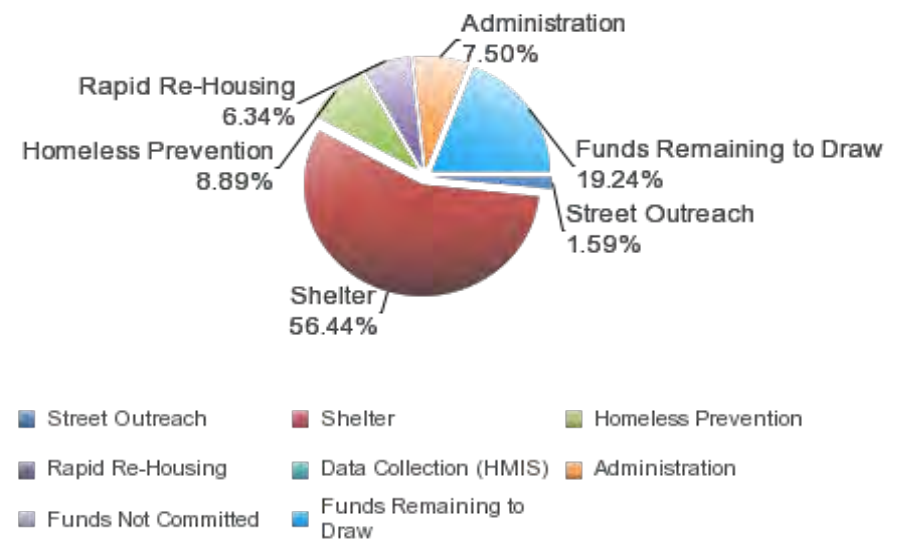
ESG Program Components

Activity Type	Total Committed to Activities	% of Grant Committed	Drawn Amount	% of Grant Drawn
Street Outreach	\$10,000.00	1.59%	\$10,000.00	1.59%
Shelter	\$354,981.00	56.44%	\$354,981.00	56.44%
Homeless Prevention	\$68,042.00	10.82%	\$55,888.75	8.89%
Rapid Re-Housing	\$148,736.00	23.65%	\$39,875.28	6.34%
Data Collection (HMIS)	\$0.00	0.00%	\$0.00	0.00%
Administration	\$47,169.00	7.50%	\$47,169.00	7.50%
Funds Not Committed	\$0.00	0.00%	\$0.00	0.00%
Funds Remaining to Draw	\$0.00	0.00%	\$121,013.97	19.24%
Total	\$628,928.00	100.00%	\$628,928.00	100.00%

Funds Committed



Funds Drawn



24-Month Grant Expenditure Deadline

All of the recipient's grant must be expended for eligible activity costs within 24 months after the date HUD signs the grant agreement with the recipient. Expenditure means either an actual cash disbursement for a direct charge for a good or service or an indirect cost or the accrual of a direct charge for a good or service or an indirect cost. This report uses draws in IDIS to measure expenditures. HUD allocated Fiscal Year 2011 ESG funds in two allocations. For FY2011, this Obligation Date is the date of the first allocation. This report does not list the Obligation Date, does not calculate the Expenditure Deadline, and does not track the Days Remaining for the FY 2011 second allocation.

Grant Amount: **\$628,928.00**

Grant Number	Draws to Date	HUD Obligation Date	Expenditure Deadline	Days Remaining to Meet Requirement Date	Expenditures Required
E15UC060506	\$507,914.03	08/13/2015	08/13/2017	364	\$121,013.97

60% Cap on Emergency Shelter and Street Outreach

The cap refers to the total amount of the recipient's fiscal year grant, allowed for emergency shelter and street outreach activities, is capped at 60 percent. This amount cannot exceed the greater of: (1) 60% of the overall grant for the year; or, (2) the amount of Fiscal Year 2010 ESG funds committed for homeless assistance activities.

Amount Committed to Shelter	Amount Committed to Street Outreach	Total Amount Committed to Shelter and Street Outreach	% Committed to Shelter and Street Outreach	2010 Funds Committed to Homeless Assistance Activities	Total Drawn for Shelter and Street Outreach	% Drawn for Shelter and Street Outreach
\$354,981.00	\$10,000.00	\$364,981.00	58.03%	\$370,003.00	\$364,981.00	58.03%

ESG Draws By Month (at the total grant level):

Grant Amount: **628,928.00**

No data returned for this view. This might be because the applied filter excludes all data.

ESG Draws By Quarter (at the total grant level):

No data returned for this view. This might be because the applied filter excludes all data.

ESG Subrecipient Commitments and Draws by Activity Category :

Subrecipient	Activity Type	Committed	Drawn
RIVERSIDE COUNTY	Shelter	\$0.00	\$0.00
	Homeless Prevention	\$0.00	\$0.00
	Rapid Re-Housing	\$0.00	\$0.00
	Administration	\$47,169.00	\$47,169.00
	Total	\$47,169.00	\$47,169.00
	Total Remaining to be Drawn		\$0.00
	Percentage Remaining to be Drawn		0.00%
PATH OF LIFE MINISTRIES	Shelter	\$55,000.00	\$55,000.00
	Rapid Re-Housing	\$67,288.00	\$0.00
	Total	\$122,288.00	\$55,000.00
	Total Remaining to be Drawn		\$67,288.00
	Percentage Remaining to be Drawn		55.02%
	Shelter	\$55,000.00	\$55,000.00

MARTHA'S VILLAGE & KITCHEN, INC	Total	\$55,000.00	\$55,000.00
	Total Remaining to be Drawn		\$0.00
	Percentage Remaining to be Drawn		0.00%
VALLEY RESTART EMERGENCY SHELTER	Shelter	\$40,000.00	\$40,000.00
	Total	\$40,000.00	\$40,000.00
	Total Remaining to be Drawn		\$0.00
	Percentage Remaining to be Drawn		0.00%
OPERATION SAFEHOUSE, INC.	Shelter	\$50,000.00	\$50,000.00
	Total	\$50,000.00	\$50,000.00
	Total Remaining to be Drawn		\$0.00
	Percentage Remaining to be Drawn		0.00%
CATHOLIC CHARITIES SAN BERNARDINO/RIVERSIDE	Street Outreach	\$10,000.00	\$10,000.00
	Total	\$10,000.00	\$10,000.00
	Total Remaining to be Drawn		\$0.00
	Percentage Remaining to be Drawn		0.00%
ROY'S DESERT RESOURCE CENTER	Shelter	\$36,219.00	\$36,219.00
	Total	\$36,219.00	\$36,219.00
	Total Remaining to be Drawn		\$0.00
	Percentage Remaining to be Drawn		0.00%
COACHELLA VALLEY RESCUE MISSION	Shelter	\$30,000.00	\$30,000.00
	Rapid Re-Housing	\$50,000.00	\$9,279.85
	Total	\$80,000.00	\$39,279.85
	Total Remaining to be Drawn		\$40,720.15
	Percentage Remaining to be Drawn		50.90%
Alternatives to Domestic Violence	Shelter	\$20,000.00	\$20,000.00
	Total	\$20,000.00	\$20,000.00
	Total Remaining to be Drawn		\$0.00
	Percentage Remaining to be Drawn		0.00%
Whiteside Manor, Inc.	Shelter	\$68,762.00	\$68,762.00
	Total	\$68,762.00	\$68,762.00
	Total Remaining to be Drawn		\$0.00
	Percentage Remaining to be Drawn		0.00%
Foothill AIDS Project	Homeless Prevention	\$48,042.00	\$35,888.75
	Rapid Re-Housing	\$21,448.00	\$20,595.43
	Total	\$69,490.00	\$56,484.18
	Total Remaining to be Drawn		\$13,005.82
	Percentage Remaining to be Drawn		18.72%
Lutheran Social Services of Southern California	Homeless Prevention	\$20,000.00	\$20,000.00
	Rapid Re-Housing	\$10,000.00	\$10,000.00
	Total	\$30,000.00	\$30,000.00
	Total Remaining to be Drawn		\$0.00
	Percentage Remaining to be Drawn		0.00%
Helping Our People of Elsinore, Inc. H.O.P.E.	Homeless Prevention	\$0.00	\$0.00
	Rapid Re-Housing	\$0.00	\$0.00
	Total	\$0.00	\$0.00

	Total Remaining to be Drawn		\$0.00
	Percentage Remaining to be Drawn		100.00%

ESG Subrecipients by Activity Category

Activity Type	Subecipient
Street Outreach	CATHOLIC CHARITIES SAN BERNARDINO/RIVERSIDE
Shelter	RIVERSIDE COUNTY
	PATH OF LIFE MINISTRIES
	MARTHA'S VILLAGE & KITCHEN, INC
	VALLEY RESTART EMERGENCY SHELTER
	OPERATION SAFEHOUSE, INC.
	ROY'S DESERT RESOURCE CENTER
	COACHELLA VALLEY RESCUE MISSION
	Alternatives to Domestic Violence
	Whiteside Manor, Inc.
Homeless Prevention	RIVERSIDE COUNTY
	Foothill AIDS Project
	Lutheran Social Services of Southern California
	Helping Our People of Elsinore, Inc. H.O.P.E.
Rapid Re-Housing	RIVERSIDE COUNTY
	PATH OF LIFE MINISTRIES
	COACHELLA VALLEY RESCUE MISSION
	Foothill AIDS Project
	Lutheran Social Services of Southern California
	Helping Our People of Elsinore, Inc. H.O.P.E.
Administration	RIVERSIDE COUNTY

PR91 - ESG Subrecipients Vouchers
Field Office: LOS ANGELES
Grantee: RIVERSIDE COUNTY
Grant Year: 2014

Subrecipient	Activity Type	IDIS Activity ID	Activity Name	Voucher Number	Voucher Line Item	Paid Date	Drawn Amount
CATHOLIC CHARITIES SAN BERNARDINO/RIVERSIDE	Street Outreach	5647	ESG14 -Street Outreach	5776500	1	2/3/2015	\$3,067.80
				5785346	1	3/3/2015	\$690.84
				5796831	1	4/7/2015	\$640.46
				5803058	1	4/24/2015	\$600.90
COACHELLA VALLEY RESCUE MISSION	Shelter	5648	ESG14 -Emergency Shelter	5803058	2	4/24/2015	\$20,000.00
Foothill AIDS Project	Homeless Prevention	5649	ESG14 -Homelessness Prevention	5773144	2	1/24/2015	\$2,530.00
				5785346	2	3/3/2015	\$5,851.52
				5786954	1	3/10/2015	\$2,810.00
				5796831	2	4/7/2015	\$5,550.00
				5803058	3	4/24/2015	\$5,442.97
				5807928	1	5/8/2015	\$2,150.00
				5810858	1	5/20/2015	\$1,800.00
				5815731	2	6/5/2015	\$2,712.00
				5820403	1	6/20/2015	\$2,085.00
				5826037	1	7/7/2015	\$4,068.51
Helping Our People of Elsinore, Inc. H.O.P.E.	Homeless Prevention	5649	ESG14 -Homelessness Prevention	5783738	1	2/26/2015	\$2,743.00
				5803058	3	4/24/2015	\$3,275.00
				5810858	1	5/20/2015	\$1,750.00
				5818793	1	6/13/2015	\$4,500.00
				5820243	2	6/20/2015	\$2,732.00
	Rapid Re-Housing	5650	ESG14 -Rapid Re-Housing	5791551	1	3/20/2015	\$3,925.00
				5803058	4	4/24/2015	\$2,916.00
				5818793	2	6/13/2015	\$4,742.00
				5820243	1	6/20/2015	\$3,417.00
Lutheran Social Services of Southern California	Homeless Prevention	5649	ESG14 -Homelessness Prevention	5749151	1	11/7/2014	\$3,994.00
				5796831	2	4/7/2015	\$1,526.28
				5803058	3	4/24/2015	\$1,967.93
	Rapid Re-Housing	5650	ESG14 -Rapid Re-Housing	5772120	1	1/22/2015	\$2,334.30
				5776500	2	2/3/2015	\$2,245.94
				5796831	4	4/7/2015	\$4,431.55
MARTHA'S VILLAGE & KITCHEN, INC	Shelter	5648	ESG14 -Emergency Shelter	5815731	3	6/5/2015	\$50,000.00
Operation Safehouse, Inc.	Shelter	5648	ESG14 -Emergency Shelter	5768280	1	1/9/2015	\$30,000.00
OPERATION SAFEHOUSE, INC.	Shelter	5648	ESG14 -Emergency Shelter	5768280	1	1/9/2015	\$13,082.25
				5807959	1	5/8/2015	\$16,917.75
PATH OF LIFE MINISTRIES	Shelter	5648	ESG14 -Emergency Shelter	5761587	1	12/17/2014	\$31,317.19
				5768280	1	1/9/2015	\$18,349.50
				5803058	2	4/24/2015	\$333.31
Riverside Community Housing Corporation	Rapid Re-Housing	5650	ESG14 -Rapid Re-Housing	5789194	1	3/13/2015	\$18,280.98
				5791551	1	3/20/2015	\$4,205.62

				5803058	4	4/24/2015	\$85,585.82
RIVERSIDE COUNTY	Administration	5646	ESG14 -Administration	5746048	1	10/29/2014	\$5,046.13
				5749146	1	11/7/2014	\$779.91
				5750873	1	11/13/2014	\$9,119.25
				5754617	1	11/25/2014	\$2,367.36
				5763024	1	12/19/2014	\$2,410.21
				5773143	1	1/24/2015	\$3,653.82
				5780076	1	2/12/2015	\$1,922.02
				5783743	1	2/26/2015	\$26.95
				5792816	1	3/26/2015	\$4,530.61
				5803062	1	4/24/2015	\$5,539.25
				5807771	1	5/8/2015	\$29.06
				5808264	1	5/12/2015	\$4,103.43
				5810859	1	5/20/2015	\$2,069.42
				5812191	1	5/22/2015	\$2,068.14
				5815731	1	6/5/2015	\$82.02
ROY'S DESERT RESOURCE CENTER	Shelter	5648	ESG14 -Emergency Shelter	5776500	3	2/3/2015	\$31,079.29
				5780077	1	2/12/2015	\$34,920.71
VALLEY RESTART EMERGENCY SHELTER	Shelter	5648	ESG14 -Emergency Shelter	5753036	1	11/19/2014	\$6,971.21
				5761587	1	12/17/2014	\$4,955.40
				5776500	3	2/3/2015	\$5,295.83
				5785346	3	3/3/2015	\$6,287.66
				5786954	2	3/10/2015	\$4,952.01
				5796831	3	4/7/2015	\$3,922.11
				5803058	2	4/24/2015	\$2,435.78
				5807771	2	5/8/2015	\$180.00
Whiteside Manor, Inc.	Shelter	5648	ESG14 -Emergency Shelter	5749151	2	11/7/2014	\$23,644.77
				5758324	2	12/5/2014	\$24,052.26
				5773144	1	1/24/2015	\$2,302.97
				5785346	3	3/3/2015	\$13,981.00
Total							\$583,301.00

PR91 - ESG Subrecipients Vouchers
Field Office: LOS ANGELES
Grantee: RIVERSIDE COUNTY
Grant Year: 2015

Subrecipient	Activity Type	IDIS Activity ID	Activity Name	Voucher Number	Voucher Line Item	Paid Date	Drawn Amount
Alternatives to Domestic Violence	Shelter	5770	ESG15- Emergency Shelter	5875173	1	12/10/2015	\$20,000.00
CATHOLIC CHARITIES SAN BERNARDINO/RIVERSIDE	Street Outreach	5771	ESG15-Street Outreach	5898747	1	2/23/2016	\$3,475.93
				5923159	1	5/10/2016	\$6,524.07
COACHELLA VALLEY RESCUE MISSION	Shelter	5770	ESG15- Emergency Shelter	5916429	1	4/20/2016	\$30,000.00
	Rapid Re-Housing	5773	ESG15-R/R	5943297	2	7/13/2016	\$4,374.97
				5950375	1	8/3/2016	\$4,904.88
Foothill AIDS Project	Homeless Prevention	5772	ESG15-Homelessness Prevention	5887704	3	1/21/2016	\$13,942.25
				5888760	3	1/23/2016	\$3,575.00
				5895861	1	2/18/2016	\$1,560.00
				5926306	2	5/18/2016	\$4,585.09
				5927016	1	5/19/2016	\$2,311.42
				5931126	1	6/7/2016	\$2,814.14
	Rapid Re-Housing	5773	ESG15-R/R	5950375	2	8/3/2016	\$7,100.85
				5880994	3	12/24/2015	\$3,850.00
				5887704	1	1/21/2016	\$3,135.00
				5910100	3	3/29/2016	\$1,450.00
				5926306	3	5/18/2016	\$2,933.01
				5950375	1	8/3/2016	\$3,650.87
Lutheran Social Services of Southern California	Homeless Prevention	5772	ESG15-Homelessness Prevention	5951185	1	8/5/2016	\$5,576.55
				5869949	2	11/25/2015	\$841.38
				5877114	1	12/16/2015	\$8,232.72
				5887701	3	1/21/2016	\$8,540.61
				5893549	2	2/6/2016	\$1,287.89
	Rapid Re-Housing	5773	ESG15-R/R	5894888	2	2/11/2016	\$1,070.78
				5897214	2	2/18/2016	\$26.62
				5869949	1	11/25/2015	\$3,008.87
				5887704	1	1/21/2016	\$2,749.61
				5888760	1	1/23/2016	\$4,241.52
MARTHA'S VILLAGE & KITCHEN, INC	Shelter	5770	ESG15- Emergency Shelter	5922025	1	5/4/2016	\$55,000.00
OPERATION SAFEHOUSE, INC.	Shelter	5770	ESG15- Emergency Shelter	5894888	1	2/11/2016	\$50,000.00
PATH OF LIFE MINISTRIES	Shelter	5770	ESG15- Emergency Shelter	5868846	1	11/18/2015	\$9,552.61
				5880994	2	12/24/2015	\$10,447.39
				5887701	2	1/21/2016	\$4,920.75
				5922025	1	5/4/2016	\$16,122.86
				5926306	1	5/18/2016	\$13,956.39
				5860662	1	10/24/2015	\$2,193.54
				5875173	2	12/10/2015	\$3,889.48
				5880994	1	12/24/2015	\$4,412.77
				5887701	1	1/21/2016	\$178.18
				5888760	4	1/23/2016	\$2,055.25

RIVERSIDE COUNTY	Administration	5774	ESG15-Administration	5893549	1	2/6/2016	\$2,115.58
				5894270	1	2/10/2016	\$1,444.36
				5897214	1	2/18/2016	\$17.85
				5904277	1	3/12/2016	\$1,833.67
				5907217	1	3/19/2016	\$1,796.54
				5909085	1	3/25/2016	\$311.55
				5910097	1	3/29/2016	\$1,217.77
				5922026	1	5/4/2016	\$1,005.51
				5926798	1	5/19/2016	\$2,552.10
				5931118	1	6/7/2016	\$2,787.59
				5933428	1	6/10/2016	\$4,210.15
				5936202	1	6/18/2016	\$3,693.80
				5943297	1	7/13/2016	\$11,453.31
ROY'S DESERT RESOURCE CENTER	Shelter	5770	ESG15- Emergency Shelter	5926306	1	5/18/2016	\$36,219.00
VALLEY RESTART EMERGENCY SHELTER	Shelter	5770	ESG15- Emergency Shelter	5894888	1	2/11/2016	\$24,578.73
				5910100	1	3/29/2016	\$5,688.51
				5917301	1	4/20/2016	\$9,732.76
Whiteside Manor, Inc.	Shelter	5770	ESG15- Emergency Shelter	5864156	1	11/4/2015	\$37,510.20
				5868846	1	11/18/2015	\$12,503.40
				5887704	2	1/21/2016	\$4,986.40
				5888760	2	1/23/2016	\$13,762.00
Total							\$507,914.03

Less 2016 Expenditures	\$37,061.43
2015 Funds Expended	\$470,852.60
2014 Funds	\$4,068.51
Total 2015 Funds Expended - Including Admin	\$474,921.11

APPENDIX D

Public Notice/Proof of Publication, Substantial Amendments to the 2015-2016
OYAP, and County Map

**NOTICE OF AVAILABILITY FOR
PUBLIC REVIEW AND COMMENT**

**2015-2016 DRAFT COMMUNITY PLANNING AND DEVELOPMENT PROGRAMS
CONSOLIDATED ANNUAL PERFORMANCE AND EVALUATION REPORT**

NOTICE IS HEREBY GIVEN pursuant to the provisions of 24 CFR Part 91.105(d) of the U.S. Department of Housing and Urban Development (HUD) Community Planning and Development (CPD) Programs, the County of Riverside has prepared and made available for public review and comment the Draft Consolidated Annual Performance and Evaluation Report (CAPER) for the 2015-2016 Program Year. This draft report contains assessments by the County on the use of CDBG, HOME, and ESG funds allocated to the County and subrecipients to carry out projects or activities within Riverside County.

A copy of the Draft 2015-2016 Consolidated Annual Performance and Evaluation Report (CAPER) is available for public review and comment from 8:00 AM on September 12, 2016, through 5:00 PM September 27, 2016, at offices of the Riverside County Economic Development Agency, located at: 3403 10th Street, 4th Floor, Riverside, CA 92501. The Draft 2015-2016 CAPER can also be viewed online at: www.rivcoeda.org.

In order for comments to be included in the County's report to HUD, all comments relative to the CAPER or the County's CPD programs must be submitted in writing to the Riverside County Economic Development Agency no later than 5:00 PM on September 27, 2016 (no late postmarks accepted).

More information may be obtained by contacting the Riverside County Economic Development Agency: Telephone (951) 955-8916, Fax (951) 955-9505, via email edearen@rivcoeda.org, or Toll Free at 1-800-984-1000.

Individuals with hearing or speech disabilities may obtain information pertaining to the 2015-2016 CAPER by utilizing the California Relay Service (711).

Alternative formats of the Draft 2015-2016 CAPER are available upon request.

THE PRESS-ENTERPRISE

1825 Chicago Ave, Suite 100
Riverside, CA 92507
951-684-1200
951-368-9018 FAX

PROOF OF PUBLICATION (2010, 2015.5 C.C.P)

Publication(s): The Press-Enterprise

PROOF OF PUBLICATION OF

Ad Desc.:


I am a citizen of the United States. I am over the age of eighteen years and not a party to or interested in the above entitled matter. I am an authorized representative of THE PRESS-ENTERPRISE, a newspaper in general circulation, printed and published daily in the County of Riverside, and which newspaper has been adjudicated a newspaper of general circulation by the Superior Court of the County of Riverside, State of California, under date of April 25, 1952, Case Number 54446, under date of March 29, 1957, Case Number 65673, under date of August 25, 1995, Case Number 267864, and under date of September 16, 2013, Case Number RIC 1309013; that the notice, of which the annexed is a printed copy, has been published in said newspaper in accordance with the instructions of the person(s) requesting publication, and not in any supplement thereof on the following dates, to wit:

09/12/2016

I certify (or declare) under penalty of perjury that the foregoing is true and correct.

Date: Sep 12, 2016

At: Riverside, California



Legal Advertising Representative, The Press-Enterprise

EDA COMMUNITY PLANNING DIVISIO
3133 MISSION INN AVE
RIVERSIDE, CA 92507

Ad Number: 0010196488-01

P.O. Number:

Ad Copy:

NOTICE OF AVAILABILITY FOR PUBLIC REVIEW AND COMMENT

2015-2016 DRAFT COMMUNITY PLANNING AND DEVELOPMENT PROGRAMS CONSOLIDATED ANNUAL PERFORMANCE AND EVALUATION REPORT

NOTICE IS HEREBY GIVEN pursuant to the provisions of 24 CFR Part 91.105(d) of the U.S. Department of Housing and Urban Development (HUD) Community Planning and Development (CPD) Programs, the County of Riverside has prepared and made available for public review and comment the Draft Consolidated Annual Performance and Evaluation Report (CAPER) for the 2015-2016 Program Year. This draft report contains assessments by the County on the use of CDBG, HOME, and ESG funds allocated to the County and subrecipients to carry out projects or activities within Riverside County.

A copy of the Draft 2015-2016 Consolidated Annual Performance and Evaluation Report (CAPER) is available for public review and comment from 8:00 AM on September 12, 2016, through 5:00 PM September 27, 2016, at offices of the Riverside County Economic Development Agency, located at: 3403 10th Street, 4th Floor, Riverside, CA 92501. The Draft 2015-2016 CAPER can also be viewed online at: www.rivcoeda.org.

In order for comments to be included in the County's report to HUD, all comments relative to the CAPER or the County's CPD programs must be submitted in writing to the Riverside County Economic Development Agency no later than 5:00 PM on September 27, 2016 (no late postmarks accepted).

More information may be obtained by contacting the Riverside County Economic Development Agency; Telephone (951) 955-8916, Fax (951) 955-9505, via email edearen@rivcoeda.org, or Toll Free at 1-800-984-1000.

Individuals with hearing or speech disabilities may obtain information pertaining to the 2015-2016 CAPER by utilizing the California Relay Service (711).

Alternative formats of the Draft 2015-2016 CAPER are available upon request. 9/12

The Desert Sun
750 N Gene Autry Trail
Palm Springs, CA 92262
760-778-4578 / Fax 760-778-4731

Certificate of Publication

State Of California ss:
County of Riverside

Advertiser: RIVERSIDE COUNTY ECONOMIC DEVELO
PO BOX 1180
RIVERSIDE , CA 92502
Order # 0001578452

I am over the age of 18 years old, a citizen of the United States and not a party to, or have interest in this matter. I hereby certify that the attached advertisement appeared in said newspaper (set in type not smaller than non paniel) in each and entire issue of said newspaper and not in any supplement thereof on the following dates, to wit:

Newspaper: **The Desert Sun**

9/14/2016

I acknowledge that I am a principal clerk of the printer of The Desert Sun, printed and published weekly in the City of Palm Springs, County of Riverside, State of California. The Desert Sun was adjudicated a Newspaper of general circulation on March 24, 1988 by the Superior Court of the County of Riverside, State of California Case No. 191236.

I declare under penalty of perjury that the foregoing is true and correct. Executed on this **14th day of SEPTEMBER, 2016** in Palm Springs, California.



Declarant

Public Notices

No 1326: NOTICE OF AVAILABILITY FOR PUBLIC REVIEW AND COMMENT
2015-2016 DRAFT COMMUNITY PLANNING AND DEVELOPMENT PROGRAMS
CONSOLIDATED ANNUAL PERFORMANCE AND EVALUATION REPORT
NOTICE IS HEREBY GIVEN pursuant to the provisions of 24 CFR Part 91.105(d) of the U.S. Department of Housing and Urban Development (HUD) Community Planning and Development (CPD) Programs, the County of Riverside has prepared and made available for public review and comment the Draft Consolidated Annual Performance and Evaluation Report (CAPER) for the 2015-2016 Program Year. This draft report contains assessments by the County on the use of CDBG, HOME, and ESG funds allocated to the County and subrecipients to carry out projects or activities within Riverside County.
A copy of the Draft 2015-2016 Consolidated Annual Performance and Evaluation Report (CAPER) is available for public review and comment from 8:00 AM on September 12, 2016, through 5:00 PM September 27, 2016, at offices of the Riverside County Economic Development Agency, located at: 3403 10th Street, 4th Floor, Riverside, CA 92501. The Draft 2015-2016 CAPER can also be viewed online at: www.rivcoeda.org.
In order for comments to be included in the County's report to HUD, all comments relative to the CAPER or the County's CPD programs must be submitted in writing to the Riverside County Economic Development Agency no later than 5:00 PM on September 27, 2016 (no late postmarks accepted).
More Information may be obtained by contacting the Riverside County Economic Development Agency: Telephone (951) 955-8916, Fax (951) 955-9505, via email edearen@rivcoeda.org, or Toll Free at 1-800-984-1000.
Individuals with hearing or speech disabilities may obtain information pertaining to the 2015-2016 CAPER by utilizing the California Relay Service (711).
Alternative formats of the Draft 2015-2016 CAPER are available upon request.
Published: 9/14/2016

COUNTY of RIVERSIDE
Economic Development Agency

Fiscal Year 2015-2015 Annual Action Plan
Substantial Amendment Report

Added Projects - Board Approved				
Agency	Project Title	Project Number	Proposed Funding	Source
County of Riverside - EDA	Good Hope Park Improvements	1.77-15	\$350,000.00	CDBG
Valley-Wide Recreation and Park District	San Jacinto Parks Improvement Project	3.115-15	\$500,000.00	CDBG
Family Service Association	FSA Senior Nutrition Program	3.116-15	\$50,000.00	CDBG
Valley Restart Shelter	Valley Restart Ride-Home Program	3.117-15	\$10,000.00	CDBG
Desert Recreation District	North Shore Community Park	4.191-15	\$200,000.00	CDBG
City of Blythe	Blythe Park Improvements	4.BL.37-15	(scope revised)	CDBG
March Field Air Museum	March Field ADA Improvements Project	5.80.15	\$125,000.00	CDBG
County of Riverside - EDA	Good Hope Community Road Improvements	9.136-15	\$390,000.00	CDBG
County of Riverside - EDA	Ripley Waterwaste System Improvements	9.137-15	\$125,000.00	CDBG
County of Riverside - EDA	Mesa Verde Water System Improvements	9.138-15	\$21,000.00	CDBG
County of Riverside - EDA	Desert Center/Lake Tamarisk Waterwaste System Improvements	9.139-15	\$33,000.00	CDBG

Back-Up Projects- Board Approved 2015-2016 OYAP				
Agency	Project Title	Project Number	Proposed Funding	Source
City of San Jacinto	City of San Jacinto Code Enforcement Project	3.SJ.05-26	\$160,000.00	CDBG

FORM APPROVED COUNTY COUNSEL
 BY: Gregory P. Priamos DATE 3/9/16
 FISCAL PROCEDURES APPROVED
 BY: Paul Angulo CPA, AUDITOR-CONTROLLER
3/16/16
Suzana Garcia-Bocanegra

**SUBMITTAL TO THE BOARD OF SUPERVISORS
 COUNTY OF RIVERSIDE, STATE OF CALIFORNIA**

159



FROM: Economic Development Agency

SUBMITTAL DATE:
 March 17, 2016

SUBJECT: Approve Substantial Amendment to the 2015-2016 One-Year Action Plan of the 2014-2019 Five-Year Consolidated Plan and Emergency Solutions Grant Written Standards, All Districts [\$696,228], Community Development Block Grant 83.17% and Emergency Solutions Grant 16.83%, CEQA Exempt

RECOMMENDED MOTION: That the Board of Supervisors:

1. Find that the substantial amendment to the 2015-2016 One-Year Action Plan of the 2014-2019 Five Year Consolidated plan (Substantial Amendment) and the Emergency Solutions Grant (ESG) Written Standards are exempt from the California Environmental Quality Act (CEQA) pursuant to State CEQA Guidelines Section 15061(b)(3);
2. Find that the Substantial Amendment and the ESG Written Standards are exempt from National Environmental Policy Act (NEPA) pursuant to Title 24 Code of Federal Regulations Section 58.34(a)(1) and (a)(3);

(Continued)

[Signature]

Robert Field
 Assistant County Executive Officer/EDA

FINANCIAL DATA	Current Fiscal Year:	Next Fiscal Year:	Total Cost:	Ongoing Cost:	POLICY/CONSENT (per Exec. Office)
COST	\$ 696,228	\$ 0	\$ 696,228	\$ 0	Consent <input type="checkbox"/> Policy <input checked="" type="checkbox"/>
NET COUNTY COST	\$ 0	\$ 0	\$ 0	\$ 0	
SOURCE OF FUNDS: Community Development Block Grant 83.17%; Emergency Solutions Grant 16.83%				Budget Adjustment: No	
				For Fiscal Year: 2015/16	

C.E.O. RECOMMENDATION:

APPROVE

BY: *[Signature]*
 Rohini Dasika

County Executive Office Signature

MINUTES OF THE BOARD OF SUPERVISORS

On motion of Supervisor Jeffries, seconded by Supervisor Ashley and duly carried,
 IT WAS ORDERED that the above matter is approved as recommended.

Ayes: Jeffries, Tavaglione, Benoit and Ashley
 Nays: None
 Absent: Washington
 Date: March 29, 2016
 xc: EDA, Recorder

Kecia Harper-Ihem
 Clerk of the Board
 By: *[Signature]*
 Deputy

Prev. Agn. Ref.: 9-1 of 5/6/14;
 9-1 of 4/28/15

District: ALL

Agenda Number:

3-17

Positions Added ☐
 Change Order ☐
 A-30 ☐
 4/5 Vote ☐

SUBMITTAL TO THE BOARD OF SUPERVISORS, COUNTY OF RIVERSIDE, STATE OF CALIFORNIA

Economic Development Agency

FORM 11: Approve Substantial Amendment to the 2015-2016 One-Year Action Plan of the 2014-2019 Five-Year Consolidated Plan and Emergency Solutions Grant Written Standards, All Districts [\$696,228], Community Development Block Grant 83.17% and Emergency Solutions Grant 16.83%, CEQA Exempt.

DATE: March 17, 2016

PAGE: 2 of 4

RECOMMENDED MOTION (Continued)

3. Approve the substantial amendment to the 2015-2016 One-Year Action Plan of the 2014-2019 Five-Year Consolidated Plan, to add the following CDBG projects which are fully described in Attachments A, B, C, D, and E attached hereto:

Valley Restart Shelter - Bus Ticket Home	\$ 10,000	Add New Project
Ripley Wastewater System Improvements	\$ 125,000	Add New Project
Mesa Verde Water System Improvements	\$ 21,000	Add New Project
Desert Center Wastewater System Improvements	\$ 33,000	Add New Project
Good Hope Community Road Improvements	\$ 390,000	Add New Project

4. Approve the substantial amendment to the 2015-2016 One-Year Action Plan of the 2014-2019 Five-Year Consolidated Plan to add the following Emergency Solutions Grant projects which are fully described in Attachments ESG1 and ESG2 attached hereto:

Coachella Valley Rescue Mission Rapid Re-Housing project	\$ 50,000	Add New Project
Path of Life Ministries Rapid Re-Housing Project	\$ 67,228	Add New Project

5. Approve and adopt the attached Emergency Solutions Grant (ESG) Written Standards (ESG Written Standards) and amend the 2014-2019 Five-Year Consolidated Plan to incorporate the new ESG Written Standards, and
6. Direct staff to file a Notice of Exemption with the Clerk of the Board within 5 working days.

BACKGROUND:

Summary

The U.S. Department of Housing and Urban Development (HUD) requires that all substantial amendments to the County's Five-Year Consolidated Plan and the One-Year Action Plan are subject to the Citizen Participation Plan and are approved by the Board of Supervisors and HUD. In accordance with the County of Riverside's Citizen Participation Plan for the 2014-2019 Five-Year Consolidated Plan, all new activities added to the 2015-2016 One-Year Action Plan, any significant increases in funding or changes to an existing project, or other changes or amendments to the 2014-2019 Five-Year Consolidated Plan are considered to be substantial amendments.

The Community Development Block Grant (CDBG) projects, as described in Attachments A, B, C, D, and E attached hereto, have been determined by staff to be eligible activities that meet a National Objective of the CDBG program. Staff recommends approval of the new CDBG projects as substantial amendments. The Emergency Solutions Grant (ESG) projects, as described in Attachments ESG1 and ESG2 have been determined by staff to be eligible ESG activities. Staff recommends approval of the new ESG projects as substantial amendments.

(Continued)

SUBMITTAL TO THE BOARD OF SUPERVISORS, COUNTY OF RIVERSIDE, STATE OF CALIFORNIA

Economic Development Agency

FORM 11: Approve Substantial Amendment to the 2015-2016 One-Year Action Plan of the 2014-2019 Five-Year Consolidated Plan and Emergency Solutions Grant Written Standards, All Districts [\$696,228], Community Development Block Grant 83.17% and Emergency Solutions Grant 16.83%, CEQA Exempt.

DATE: March 17, 2016

PAGE: 3 of 4

BACKGROUND:

Summary

(Continued)

Pursuant to 24 CFR Section 576.400 (e)(1) and (e)(3) and 24 CFR Section 91.220 (l)(4), the County must develop and incorporate written standards for providing ESG assistance to individuals and families. The purposed Emergency Solutions Grant Written Standards are attached. Staff recommends incorporating these written standards into the County's Five-Year Consolidated Plan.

The new standards were developed in collaboration with the cities of Riverside and Moreno Valley (both ESG grantees) as well as the Riverside County Continuum of Care to ensure uniform intake, evaluation, and assistance for homeless persons throughout the County. Adoption of these proposed new written standards is considered a substantial amendment to the 2014-2019 Five-Year Consolidated Plan. Staff recommend approval and adoption of the standards and approval of the substantial amendment.

Pursuant to the California Environmental Quality Act (CEQA), the substantial amendment to the 2015-2016 One-Year Action Plan of the 2014-2019 Five-Year Consolidated Plan and the ESG Written Standards were reviewed and determined to be categorically exempt from CEQA under State CEQA Guidelines Section 15061(b)(3), General Rule or "Common Sense" exemption. The project, the Substantial Amendment to the 2015-2016 One-Year Action Plan of the 2014-2019 Five-Year Consolidated Plan and ESG Written Standards is an administrative planning document that will only have financial effect. It can be seen with certainty that there is no possibility that the proposed substantial amendment may have a significant effect on the environment and will not lead to any direct or reasonably indirect physical impacts. The individual projects identified in the substantial amendment will be subject to separate CEQA environmental review prior to taking any choice limiting action or discretionary action on those specific projects. A Notice of Exemption will be filed by County staff with the County Clerk within five days of the approval of the substantial amendment of the 2015-2016 One Year Action Plan.

Furthermore, the substantial amendment to the 2015-2016 One-Year Action Plan of the 2014-2019 Five-Year Consolidated Plan and the ESG Written Standards were reviewed and determined to be exempt from the provisions of the National Environmental Policy Act (NEPA) pursuant to Title 24 Code of Federal Regulations Sections 58.34 (a)(1) and (a)(3) since the proposed substantial amendment is an administrative activity. The individual projects identified in the substantial amendment of the 2015-2016 One-Year Action Plan will be subject to separate NEPA environmental review prior to taking any choice limiting action or discretionary action on those specific projects.

Pursuant to 24 CFR Section 91.105 and the Citizen Participation Plan, the Economic Development Agency published the required public notices notifying the public of the comment period for the proposed substantial amendments to the 2015-2016 One-Year Action Plan of the 2014-2019 Five-Year Consolidated Plan. No public comments have been received.

County Counsel has reviewed and approved the substantial amendment to the 2015-2016 One-Year Action Plan of the 2014-2019 Five-Year Consolidated Plan and the ESG Written Standards as to form.

Impact on Citizens and Businesses

CDBG Activities:

(Continued)

SUBMITTAL TO THE BOARD OF SUPERVISORS, COUNTY OF RIVERSIDE, STATE OF CALIFORNIA
Economic Development Agency

FORM 11: Approve Substantial Amendment to the 2015-2016 One-Year Action Plan of the 2014-2019 Five-Year Consolidated Plan and Emergency Solutions Grant Written Standards, All Districts [\$696,228], Community Development Block Grant 83.17% and Emergency Solutions Grant 16.83%, CEQA Exempt.

DATE: March 17, 2016

PAGE: 4 of 4

CDBG Activities:

(Continued)

Valley Restart Bus Ticket Home Program: Valley Restart will use CDBG funds to pay for transportation costs to allow homeless persons and families relocate to locations where they have verifiable support systems, resources, and assistance to eliminate their homelessness.

Ripley Wastewater System Improvements: County Service Area 62 will use CDBG funds to pay for upgrades to the community wastewater and sewer treatment systems including back-up generators, monitoring systems, and other energy-efficient upgrades to ensure continued system operation as well as public health and safety.

Mesa Verde Water System Improvements: County Service Area 122 will use CDBG funds to replace water meters and construct other improvements to improve water conservation and to reduce lead and other post-treatment contamination in the distribution system.

Desert Center Wastewater System Improvements: County Service Area 51 will use CDBG funds to pay for a new back-up generator to ensure continued operation of the treatment plant to ensure public health and safety.

Good Hope Community Road Improvements: The County's Transportation Department will use CDBG funds to pay for road improvements and upgrades to Post Road between San Jacinto Avenue and Santa Rosa Mine Road providing vehicular and pedestrian safety to residents in the predominantly lower-income project area.

ESG Activities:

Emergency Solutions Grant (ESG) funding will be used by the Coachella Valley Rescue Mission and Path of Life Ministries to provide rapid re-housing assistance to homeless persons and families throughout Riverside County.

Adoption of the ESG Written Standards will assist the County and the Continuum of Care to ensure uniform intake, evaluation, and assistance for homeless persons seeking assistance throughout the County.

SUPPLEMENTAL:

Additional Fiscal Information

No impact upon the County's General Fund

ATTACHMENTS:

CDBG Attachments A, B, C, D, and E - Project Descriptions
ESG Attachment ESG1 and ESG2 - Project Descriptions
ESG Written Standards
Public Notice and Proof of Publication

ATTACHMENT A
2015-2016 One Year Action Plan Amendment

- Project: Valley Restart Shelter
- Eligibility: 570.201 (e)
- Sponsor: Valley Restart Shelter
- Address: 200 E. Menlo Ave., Hemet, CA 92543

Funding: \$10,000

Project Description: Valley Restart Shelter operates a year round shelter servicing homeless individuals and families for a maximum of 90 days. Valley Restart Shelter will provide Greyhound bus tickets to individuals and families to location where they will have verifiable resources in order to eliminate homelessness. CDBG funds will be used for cost of bus ticket, travel supply kit, and case manager (direct cost).

Site Location: Valley Restart Shelter
200 E. Menlo Ave., Hemet, CA 92543

Benefit: 570.208 (a)(2)(i)(B) – Low Mod Limited Clientele Income Certification

Number Served: 50

ATTACHMENT B
2015-2016 One Year Action Plan Amendment

- **Project:** Ripley Wastewater System Improvements
- **Eligibility:** 24 CFR Section 570.201 (c) 03J
- **Sponsor:** County of Riverside, Economic Development Agency
- **Address:** 3403 Tenth Street, Suite 400, Riverside, CA

Funding: \$125,000

Project Description: The County will use CDBG funds to pay for upgrades to the community wastewater and sewer treatment systems including back-up generators, monitoring systems, and other energy-efficient upgrades to ensure continued system operation as well as public health and safety.

Site Location: County Service Area 62 – Unincorporated Community of Ripley

Benefit: 24 CFR Section 570.208 (a)(1)(i) Low/Moderate Income Area

Number Served: 1000 Low/Moderate Income 86%

ATTACHMENT C
2015-2016 One Year Action Plan Amendment

- Project: Mesa Verde Water System Improvements
- Eligibility: 24 CFR Section 570.201 (c) 03K
- Sponsor: County of Riverside, Economic Development Agency
- Address: 3403 Tenth Street, Suite 400, Riverside, CA

Funding: \$21,000

Project Description: The County (CSA 122) will use CDBG funds to replace water meters and construct other improvements to improve water conservation and to reduce lead and other post-treatment contamination in the distribution.

Site Location: Unincorporated Community of Mesa Verde

Benefit: 24 CFR Section 570.208 (a)(1)(i) Low/Moderate Income Area

Number Served: 1000 Low/Moderate Income 63.2%

ATTACHMENT D
2015-2016 One Year Action Plan Amendment

- Project: Desert Center/Lake Tamarisk Wastewater System Improvements
- Eligibility: 24 CFR Section 570.201 (c) 03J
- Sponsor: County of Riverside, Economic Development Agency
- Address: 3403 Tenth Street, Suite 400, Riverside, CA

Funding: \$33,000

Project Description: The County will use CDBG funds to pay for the installation of a new back-up generator to ensure continued system operation as well as public health and safety for this remote, rural community.

Site Location: Unincorporated Community of Lake Tamarisk (Desert Center)

Benefit: 24 CFR Section 570.208 (a)(1)(i) Low/Moderate Income Area

Number Served: 500 Low/Moderate Income 63.2%

ATTACHMENT E
2015-2016 One Year Action Plan Amendment

- Project: Good Hope Community Road Improvements
- Eligibility: 24 CFR Section 570.201 (c) 03K
- Sponsor: County of Riverside, Economic Development Agency
- Address: 3403 Tenth Street, Suite 400, Riverside, CA

Funding: \$390,000

Project Description: The County's Transportation Department will use CDBG funds to pay for approximately 70,400 square feet of road improvements on Post Road between San Jacinto Avenue and Santa Rosa Mine Road providing all weather access, vehicular and pedestrian safety, as well as dust mitigation. The improvements will consist of 4" asphalt over 6" of base.

Site Location: Unincorporated Community of Good Hope

Benefit: 24 CFR Section 570.208 (a)(1)(i) Low/Moderate Income Area

Number Served: 7225 Low/Moderate Income 55%

Notice of Public Comment Period
Substantial Amendment of the 2015-2016 One-Year Action Plan
and the 2014-2019 Five-Year Consolidated Plan

The County of Riverside hereby notifies concerned members of the public, pursuant to *24 CFR 91.105*, *24 CFR 91.505*, and the County's Citizens Participation Plan, of its intent to amend the 2015-2016 One-Year Action Plan of the 2014-2019 Consolidated Plan by the following actions:

Valley Restart Shelter - Bus Ticket Home	\$ 10,000	Add New CDBG Project
Ripley Wastewater System Improvements	\$ 125,000	Add New CDBG Project
Mesa Verde Water System Improvements	\$ 21,000	Add New CDBG Project
Desert Center Wastewater System Improvements	\$ 33,000	Add New CDBG Project
Good Hope Community Road Improvements	\$ 390,000	Add New CDBG Project
Coachella Valley Rescue Mission Rapid Re-Housing project	\$ 50,000	Add New ESG Project
Path of Life Ministries Rapid Re-Housing Project	\$ 67,228	Add New ESG Project

Approve and adopt the Emergency Solutions Grant Written Standards and amend the 2014-2019 Five-Year Consolidated Plan to incorporate the new ESG Written Standards

The Economic Development Agency has verified that the proposed activities are eligible uses that meet National Objectives under the CDBG program.

A determination regarding the proposed amendments to the 2015-2016 One Year Action Plan and the 2014-2019 Five Year Consolidated Plan has been scheduled on or about March 29, 2016, Riverside County Board of Supervisor's meeting, located at 4080 Lemon Street, Riverside, California.

Anyone interested in providing comments or obtaining additional information regarding this Consolidated Plan Substantial Amendment may do so by contacting the Economic Development Agency at: 3403 10th Street, Suite 400, Riverside, CA, 92501, (951) 955-8916, or Fax (951) 955-9505. Both oral and written comments for all of the above items must be received no later than 4:00 PM on March 25, 2016.

Input and comments can also be received by the U.S. Department of Housing and Urban Development, CPD Division, 611 West Sixth Street, Suite 800, Los Angeles, CA 90017. The telephone number is (213) 894-8000. Comments or objections received after March 25, 2016, will not be considered by HUD.

THE PRESS-ENTERPRISE

1825 Chicago Ave, Suite 100
Riverside, CA 92507
951-684-1200
951-368-9018 FAX

PROOF OF PUBLICATION (2010, 2015.5 C.C.P)

Publication(s): The Press-Enterprise

PROOF OF PUBLICATION OF

Ad Desc.: Intent to Amend 2015-2016 OYAP of 2014-2


I am a citizen of the United States. I am over the age of eighteen years and not a party to or interested in the above entitled matter. I am an authorized representative of THE PRESS-ENTERPRISE, a newspaper in general circulation, printed and published daily in the County of Riverside, and which newspaper has been adjudicated a newspaper of general circulation by the Superior Court of the County of Riverside, State of California, under date of April 25, 1952, Case Number 54446, under date of March 29, 1957, Case Number 65673, under date of August 25, 1995, Case Number 267864, and under date of September 16, 2013, Case Number R/C 1309013; that the notice, of which the annexed is a printed copy, has been published in said newspaper in accordance with the instructions of the person(s) requesting publication, and not in any supplement thereof on the following dates, to wit:

02/23/2016

I certify (or declare) under penalty of perjury that the foregoing is true and correct.

Date: Feb 23, 2016

At: Riverside, California



Legal Advertising Representative, The Press-Enterprise

EDA COMMUNITY PLANNING DIVISIO
3133 MISSION INN AVE
RIVERSIDE, CA 92507

Number: 0010138656-01

P.O. Number:

Ad Copy:

Notice of Public Comment Period
Substantial Amendment of the 2015-2016 One-Year Action Plan
and the 2014-2019 Five-Year Consolidated Plan

The County of Riverside hereby notifies concerned members of the public, pursuant to 24 CFR 91.105, 24 CFR 91.505, and the County's Citizens Participation Plan, of its intent to amend the 2015-2016 One-Year Action Plan of the 2014-2019 Consolidated Plan by the following actions:

Valley Restart Shelter - Bus Ticket Home	\$ 10,000	Add New CDBG Project
Ripley Wastewater System Improvements	\$ 125,000	Add New CDBG Project
Mesa Verde Water System Improvements	\$ 21,000	Add New CDBG Project
Desert Center Wastewater System Improvements	\$ 33,000	Add New CDBG Project
Good Hope Community Road Improvements	\$ 390,000	Add New CDBG Project
Coachella Valley Rescue Mission Rapid Re-Housing project	\$ 50,000	Add New ESG Project
Path of Life Ministries Rapid Re-Housing Project	\$ 67,228	Add New ESG Project

Approve and adopt the Emergency Solutions Grant Written Standards and amend the 2014-2019 Five-Year Consolidated Plan to incorporate the new ESG Written Standards

The Economic Development Agency has verified that the proposed activities are eligible uses that meet National Objectives under the CDBG program.

A determination regarding the proposed amendments to the 2015-2016 One Year Action Plan and the 2014-2019 Five Year Consolidated Plan has been scheduled on or about March 29, 2016, Riverside County Board of Supervisor's meeting, located at 4080 Lemon Street, Riverside, California.

Anyone interested in providing comments or obtaining additional information regarding this Consolidated Plan Substantial Amendment may do so by contacting the Economic Development Agency at: 3403 10th Street, Suite 400, Riverside, CA, 92501, (951) 955-8916, or Fax (951) 955-9505. Both oral and written comments for all of the above items must be received no later than 4:00 PM on March 25, 2016.

Input and comments can also be received by the U.S. Department of Housing and Urban Development, CPD Division, 611 West 86th Street, Suite 800, Los Angeles, CA 90017. The telephone number is (213) 894-8000. Comments or objections received after March 25, 2016, will not be considered by HUD.

Accommodations under the Americans with Disabilities Act are available upon request. Requests must be made at least 72 hours prior to meeting. Later requests will be accommodated to the extent feasible. Please call the Clerk of the Board office at (951) 955-1069, from 8:00 a.m. to 5:00 p.m., Monday through Friday.

2/23

FORM APPROVED COUNTY COUNSEL
BY: GREGORY P. PRIAMOS DATE: 11/18/15

FISCAL PROCEDURES APPROVED
PAUL ANGULO, CPA, AUDITOR-CONTROLLER
BY: Susana Garcia-Bocanegra 11/23/15
Departmental Concurrence

**SUBMITTAL TO THE BOARD OF SUPERVISORS
COUNTY OF RIVERSIDE, STATE OF CALIFORNIA**

962



FROM: Economic Development Agency

SUBMITTAL DATE:
November 24, 2015

SUBJECT: Substantial Amendment to the 2015-2016 One-Year Action Plan, All Districts [\$1,350,000], Community Development Block Grant, CEQA Exempt

RECOMMENDED MOTION: That the Board of Supervisors:

1. Find that the substantial amendment is exempt from the California Environmental Quality Act (CEQA) pursuant to State CEQA Guidelines Section 15061(b)(3);
2. Find that the substantial amendment is exempt from National Environmental Policy Act (NEPA) pursuant to Title 24 Code of Federal Regulations Section 58.34(a)(1) and (a)(3);
3. Approve the substantial amendment of the 2015-2016 One-Year Action Plan of the 2014-2019 Five-Year Consolidated Plan, to add the following projects which are fully described in Attachments A, B, C, D, E, and F hereto;

(Continued)

Robert Field
Assistant County Executive Officer/EDA

FINANCIAL DATA	Current Fiscal Year	Next Fiscal Year	Total Cost	Ongoing Cost	POLICY/CONSENT (per Exec. Office)
COST	\$ 1,350,000	\$ 0	\$ 1,350,000	\$	Consent <input type="checkbox"/> Policy <input checked="" type="checkbox"/>
NET COUNTY COST	\$ 0	\$ 0	\$ 0	\$	

SOURCE OF FUNDS: Community Development Block Grant 100%

Budget Adjustment: No

For Fiscal Year: 2015/16

C.E.O. RECOMMENDATION:

APPROVE

BY:

Imelda Delos Santos

County Executive Office Signature

MINUTES OF THE BOARD OF SUPERVISORS

On motion of Supervisor Tavaglione, seconded by Supervisor Jeffries and duly carried by unanimous vote, IT WAS ORDERED that the above matter is approved as recommended.

Ayes: Jeffries, Tavaglione, Washington, Benoit and Ashley
Nays: None
Absent: None
Date: December 8, 2015
xc: EDA

Kecia Harper-Ihem
Clerk of the Board
By: [Signature]
Deputy

Prev. Agn. Ref.: 9-1 of 4/28/15

District: ALL

Agenda Number:

3-25

A-30 ☒ Positions Added
☐ Change Order
4/5 Vote ☐

SUBMITTAL TO THE BOARD OF SUPERVISORS, COUNTY OF RIVERSIDE, STATE OF CALIFORNIA

Economic Development Agency

FORM 11: Substantial Amendment to the 2015-2016 One-Year Action Plan, All Districts, [\$1,350,000],
Community Development Block Grant, CEQA Exempt

DATE: November 24, 2015

PAGE: 2 of 3

RECOMMENDED MOTION (Continued)

March Field Air Museum ADA Improvements	\$ 125,000	Add New Project
Blythe Park Improvements	\$ 125,000	Add New Project
North Shore Community Park	\$ 200,000	Add New Project
San Jacinto Area Park Improvements	\$ 500,000	Add New Project
Good Hope Park Improvements	\$ 350,000	Add New Project
FSA Senior Nutrition Site Improvements	\$ 50,000	Add New Project

BACKGROUND:

Summary

The U.S. Department of Housing and Urban Development (HUD) requires that all substantial amendments to the County's Five-Year Consolidated Plan and the One-Year Action Plan are subject to the Citizen Participation Plan and are approved by the Board of Supervisors and HUD. In accordance with the County of Riverside's Citizen Participation Plan for the 2014-2019 Five Year Consolidated Plan, all new activities added to the 2015-2016 One-Year Action Plan, as well as any significant increases in funding or changes to an existing project, are considered to be substantial amendments.

The projects, as described in Attachments A, B, C, D, E, and F hereto have been determined by staff to be eligible activities that meet a National Objective of the Community Development Block Grant program. Staff recommends approval of the new projects as substantial amendments.

Pursuant to the California Environmental Quality Act (CEQA), the substantial amendment of the 2015-2016 One-Year Action Plan was reviewed and determined to be categorically exempt from CEQA under State CEQA Guidelines Section 15061(b)(3), General Rule or "Common Sense" exemption. It can be seen with certainty that there is no possibility that the proposed substantial amendment may have a significant effect on the environment. The individual projects identified in the substantial amendment of the 2015-2016 One-Year Action Plan will be subject to a separate CEQA environmental review prior to taking any choice limiting action or discretionary action on those specific projects. As such, the substantial amendment of the 2015-2016 One-Year Action Plan will not lead to any direct or reasonably indirect physical impacts.. A Notice of Exemption will be filed by County staff with the County Clerk within five days of the approval of the substantial amendment of the 2015-2016 One Year Action Plan.

Furthermore, the substantial amendment of the 2015-2016 One-Year Action Plan was reviewed and determined to be exempt from the provisions of the National Environmental Policy Act (NEPA) pursuant to Title 24 Code of Federal Regulations Sections 58.34 (a)(1) and (a)(3) since the proposed substantial amendment is an administrative activity. The individual projects identified in the substantial amendment of the 2015-2016 One-Year Action Plan will be subject to separate NEPA environmental review prior to taking any choice limiting action or discretionary action on those specific projects.

Pursuant to 24 CFR 91.105 and the Citizen Participation Plan, the Economic Development Agency published the required public notices notifying the public of the comment period for the proposed substantial amendments to the 2015-2016 One-Year Action Plan, of the 2014-2019 Five-Year Consolidated Plan. No public comments have been received.

(Continued)

SUBMITTAL TO THE BOARD OF SUPERVISORS, COUNTY OF RIVERSIDE, STATE OF CALIFORNIA

Economic Development Agency

FORM 11: Substantial Amendment to the 2015-2016 One-Year Action Plan, All Districts, [\$1,350,000],
Community Development Block Grant, CEQA Exempt

DATE: November 24, 2015

PAGE: 3 of 3

Impact on Citizens and Businesses

March Field Air Museum ADA Improvements: The Museum will use funds to improve accessibility to guests by creating sidewalks along pathways leading to airplane displays and along the parking area.

Blythe Park Improvements: The City of Blythe will use funds to construct/install restroom facilities and other needed improvements and upgrades to Todd Park.

North Shore Community Park: The Desert Recreation District will use funds to develop a five acre public use park in the unincorporated community of North Shore. The proposed public use park will include a general purpose sports field, skate plaza, sports court, playground, splash pad, pavilions, restrooms, and parking.

San Jacinto Area Park Improvements: The Valley-Wide Recreation & Park District will use funds to pay for new playground equipment, play surfaces, safety enhancements, and other upgrades at four park locations: Mistletoe Park, Salle Park, Valley-Wide Park, and Valle Vista Park.

Good Hope Park Improvements: Riverside County Regional Park and Open Space District will use the funds to pay costs associated with comprehensive improvements and upgrades to the Good Hope Community Center and Park include playgrounds, play surfaces, restrooms, parking, safety & security, ADA upgrades, landscaping, and other enhancements.

FSA Senior Nutrition Site Improvements: Family Service Association will use funds to pay for new equipment and facility repair/upgrades at the San Jacinto Community Center.

SUPPLEMENTAL:

Additional Fiscal Information

No impact upon the County's General Fund

ATTACHMENTS:

Attachments A, B, C, D, E, and F - Project Descriptions

Public Notice and Proof of Publication

ATTACHMENT A
2015-2016 One Year Action Plan Amendment

- Project: March Field Air Museum Americans with Disabilities Act (ADA) Improvements
- Eligibility: 24 CFR Section 570.201 (c) / 03
- Sponsor: March Field Air Museum
- Address: 22550 Van Buren Blvd, March Air Reserve Base, CA 92518

Funding: \$125,000

Project Description: The March Field Air Museum provides a display of aircraft and other military artifact exhibits for review by the community. The museum also offers educational programs and a museum library. The project will improve accessibility to guests by creating sidewalks along pathways leading to the airplanes and along the parking area, and rehabilitation of the front walkway entrance creating an ADA pathway. CDBG funds will be used for design and construction cost.

Site Location: March Field Air Museum
22550 Van Buren Blvd, March Air Reserve Base, CA 92518

Benefit: 24 CFR Section 570.208 (a)(2)(i)(A) – Low/Mod Clientele Presumed

Number Served: 266,160

ATTACHMENT B
2015-2016 One Year Action Plan Amendment

- Project: Blythe Park Improvements
- Eligibility: 24 CFR Section 570.201 (c) / 03F
- Sponsor: City of Blythe
- Address: 235 North Broadway, Blythe, CA 92225

Funding: \$125,000

Project Description: The City of Blythe will use Community Development Block Grant (CDBG) funds to construct/install restroom facilities and other improvements at Todd Park. Eligible expenses include design, engineering, construction, materials, and project administration.

Site Location: Todd Park - North Broadway and West Barnard Street

Benefit: 24 CFR Section 570.208 (a)(1)(i) – Low/Moderate-Income Area

Number Served: 12,770

ATTACHMENT C
2015-2016 One Year Action Plan Amendment

- Project: North Shore Community Park
- Eligibility: 24 CFR Section 570.201 (c) / 03F
- Sponsor: Desert Recreation District
- Address: 45305 Oasis Street, Indio, CA 92201
myrecreationdistrict.com

Funding: \$200,000

Project Description: The Desert Recreation District (DRD) intends to develop a five (5) acre park in the unincorporated community of North Shore. The proposed public use park will include a general purpose sports field, skate plaza, sports court, playground, splash pad, pavilions, restrooms, and parking. Community Development Block Grant (CDBG) funds will be used by DRD for predevelopment and other "soft" costs including: architecture, engineering, and design; testing; inspections; project management; and other activities.

Site Location: 70th Avenue and Sea View Way, North Shore, CA 92254

Benefit: 570.208 (a)(1)(i) – Low/Moderate-Income Area (Census Tract 456.04 BG 3)

Number Served: 2,650

ATTACHMENT D
2015-2016 One Year Action Plan Amendment

- Project: San Jacinto Area Park Improvements
- Eligibility: 24 CFR Section 570.201 (c) / 03F
- Sponsor: Valley-Wide Recreation & Park District
- Address: PO Box 907 / 901 W. Esplanade Avenue
San Jacinto, CA 92581-0907

Funding: \$500,000

Project Description: The Valley-Wide Recreation & Park District will use Community Development Block Grant (CDBG) funds to pay for new playground equipment, play surfaces, safety enhancements, and other upgrades at four (4) park locations: Mistletoe Park, Salle Park, Valley-Wide Park, and Valle Vista Park. Eligible expenses include the purchase of playground equipment and surface materials; labor; project management, and other eligible activities.

Site Location:

Mistletoe Park: 421 Mistletoe Avenue, San Jacinto
Salle Park: 180 Idyllwild Drive, San Jacinto
Valley-Wide Park: 901 West Esplanade, San Jacinto
Valley Vista Park: 25175 Fairview Ave, Valle Vista (Unincorporated)

Benefit: 24 CFR Section 570.208 (a)(1)(i) – Low/Moderate-Income Area

Number Served: 34,120

ATTACHMENT E
2015-2016 One Year Action Plan Amendment

- Project: Good Hope Community Center and Park Improvements
- Eligibility: 24 CFR Section 570.201 (c) / 03E
- Sponsor: County of Riverside, Economic Development Agency
- Address: 3403 Tenth Street, Suite 400, Riverside, CA

Funding: \$350,000

Project Description: The Riverside County Regional Park and Open Space District will use \$350,000 in Community Development Block Grant (CDBG) funds to pay costs associated with comprehensive improvements and upgrades to the Good Hope Community Center and Park. Improvements will include playgrounds, play surfaces, restrooms, parking, safety & security, Americans with Disabilities Act (ADA) upgrades, landscaping, building renovations, and other enhancements. Eligible costs include construction, materials, design & engineering, inspections, and project administration.

Site Location: 21565 Steel Peak Drive, Perris, CA 92570 -- Unincorporated communities of Good Hope and Meadowbrook (Riverside County).

Benefit: 24 CFR Section 570.208 (a)(1)(i) Low/Moderate Income Area

Number Served: 35,185

ATTACHMENT F
2015-2016 One Year Action Plan Amendment

- Project: FSA Senior Nutrition Site Improvements
- Eligibility: 24 CFR Section 570.201(c)(e) / 03E
- Sponsor: Family Service Association
- Address: 21250 Box Springs Rd., Ste.212
Moreno Valley, CA 92257

Funding: \$50,000

Project Description: Family Service Association will use \$50,000 in Community Development Block Grant (CDBG) funds to pay for new equipment and facility repair/upgrades at the San Jacinto Community Center. Eligible equipment costs include refrigerator, freezer, dishwasher, sinks, storage racks, dining room tables, and chairs. Eligible repairs and renovations include HVAC, evaporative cooler, water and electrical upgrades, door and wall repairs, and other improvements.

Site Location: San Jacinto Community Center
625 South Pico Street, San Jacinto, CA

Benefit: 24 CFR Section 570.208 (a)(2)(i)(A) – Low/Moderate-Income Clientele
Presumed

Number Served: 300

Notice of Public Comment Period
Substantial Amendment of the 2015-2016 One Year Action Plan
Community Development Block Grant (CDBG) Program

The County of Riverside hereby notifies concerned members of the public, pursuant to 24 CFR 91.105, 24 CFR 91.505, and the County's Citizens Participation Plan, of its intent to amend the 2015-2016 One-Year Action Plan of the 2014-2019 Consolidated Plan by the following actions:

- | | | |
|---|------------|-------------|
| 1. March Air Museum ADA Improvements
(5 th District) | \$ 125,000 | Add Project |
| 2. Blythe Park Improvements
(2 nd District) | \$ 125,000 | Add Project |
| 3. North Shore Community Park
(4 th District) | \$ 200,000 | Add Project |
| 4. San Jacinto Area Park Improvements
(3 rd District) | \$ 500,000 | Add Project |
| 5. Good Hope Park Improvements
(1 st District) | \$ 350,000 | Add Project |
| 6. FSA Senior Nutrition Site Improvements
(3 rd District) | \$ 50,000 | Add Project |

The Economic Development Agency has verified that the proposed activities are eligible uses that meet National Objectives under the CDBG program.

A determination regarding the proposed amendments to the 2014-2019 Consolidated Plan has been scheduled on or about December 8, 2015, Riverside County Board of Supervisor's meeting, located at 4080 Lemon Street, Riverside, California.

Anyone interested in providing comments or obtaining additional information regarding this Consolidated Plan Substantial Amendment may do so by contacting the Economic Development Agency at: 3403 10th Street, Suite 400, Riverside, CA, 92501, (951) 955-8916, or Fax (951) 955-9505. Both oral and written comments for all of the above items must be received no later than 4:00 PM on December 7, 2015.

Input and comments can also be submitted to the U.S. Department of Housing and Urban Development (HUD), CPD Division, 611 West Sixth Street, Suite 800, Los Angeles, CA 90017. The telephone number is (213) 894-8000. HUD will not consider comments or objections concerning this substantial amendment that are received after December 8, 2015.

Accommodations under the Americans with Disabilities Act are available upon request. Requests must be made at least 72 hours prior to meeting. Later requests will be accommodated to the extent feasible. Please call the Clerk of the Board office at (951) 955-1069, from 8:00 a.m. to 5:00 p.m., Monday through Friday.

THE PRESS-ENTERPRISE

1825 Chicago Ave, Suite 100
Riverside, CA 92507
951-684-1200
951-368-9018 FAX

PROOF OF PUBLICATION (2010, 2015.5 G.C.P.)

Publication(s): The Press-Enterprise

PROOF OF PUBLICATION OF

Ad Desc.:

I am a citizen of the United States, I am over the age of eighteen years and not a party to or interested in the above entitled matter. I am an authorized representative of THE PRESS-ENTERPRISE, a newspaper in general circulation, printed and published daily in the County of Riverside, and which newspaper has been adjudicated a newspaper of general circulation by the Superior Court of the County of Riverside, State of California, under date of April 25, 1952, Case Number 54446, under date of March 29, 1957, Case Number 65673, under date of August 25, 1995, Case Number 267864, and under date of September 16, 2013, Case Number RIC 1309013; that the notice, of which the annexed is a printed copy, has been published in said newspaper in accordance with the instructions of the person(s) requesting publication, and not in any supplement thereof on the following dates, to wit:

11/07/2015

I certify (or declare) under penalty of perjury that the foregoing is true and correct.

Date: Nov 07, 2015
At: Riverside, California

EDA COMMUNITY PLANNING DIVISION
3133 MISSION INN AVE
RIVERSIDE, CA 92507

Ad Number: 0010108344-01

P.O. Number:

Ad Copy:

Notice of Public Comment Period Substantial Amendment of the 2015-2019 One Year Action Plan Community Development Block Grant (CDBG) Program

The County of Riverside hereby notifies concerned members of the public, pursuant to 24 CFR 91.105, 24 CFR 91.605, and the County's Citizens Participation Plan, of its intent to amend the 2015-2016 One-Year Action Plan of the 2014-2019 Consolidated Plan by the following actions:

1. March Air Museum ADA Improvements (5th District)	\$ 125,000	Add Project
2. Blythe Park Improvements (2nd District)	\$ 125,000	Add Project
3. North Shore Community Park (4th District)	\$ 200,000	Add Project
4. San Jacinto Area Park Improvements (3rd District)	\$ 500,000	Add Project
5. Good Hope Park Improvements (1st District)	\$ 350,000	Add Project
6. FSA Senior Nutrition Site Improvements (3rd District)	\$ 50,000	Add Project

The Economic Development Agency has verified that the proposed activities are eligible uses that meet National Objectives under the CDBG program.

A determination regarding the proposed amendments to the 2014-2019 Consolidated Plan has been scheduled on or about December 8, 2015, Riverside County Board of Supervisor's meeting, located at 4080 Lemon Street, Riverside, California.

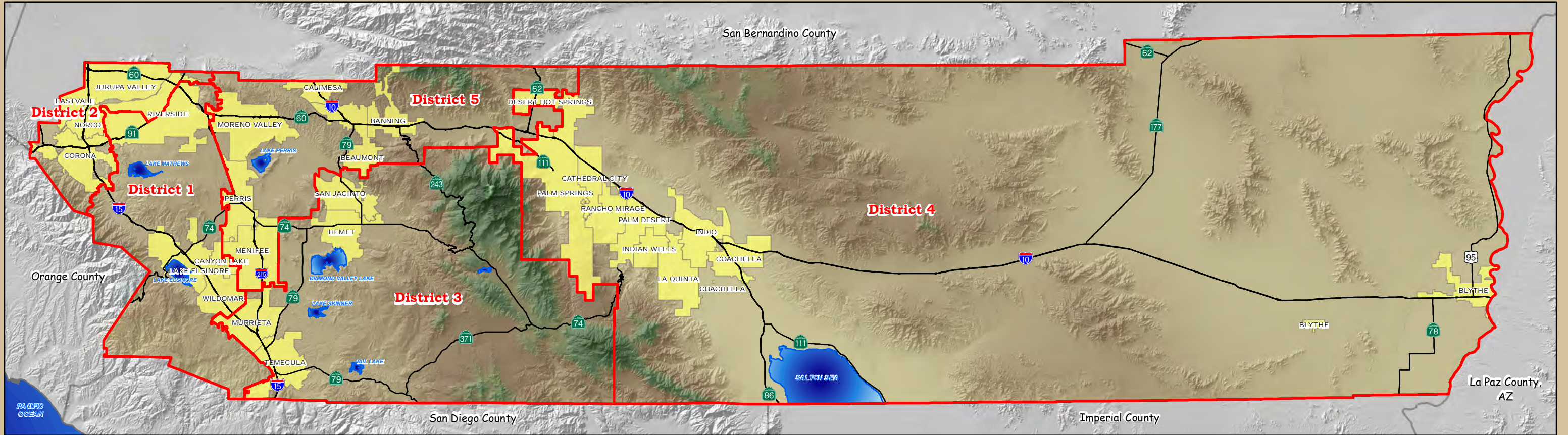
Anyone interested in providing comments or obtaining additional information regarding this Consolidated Plan Substantial Amendment may do so by contacting the Economic Development Agency at: 3403 10th Street, Suite 400, Riverside, CA, 92501, (951) 855-8915, or Fax: (951) 855-9505. Both oral and written comments for all of the above items must be received no later than 4:00 PM on December 7, 2015.

Input and comments can also be submitted to the U.S. Department of Housing and Urban Development (HUD), CPD Division, 611 West Sixth Street, Suite 800, Los Angeles, CA 90017. The telephone number is (213) 894-8000. HUD will not consider comments or objections concerning this substantial amendment that are received after December 8, 2015.

Accommodations under the Americans with Disabilities Act are available upon request. Requests must be made at least 72 hours prior to meeting. Later requests will be accommodated to the extent feasible. Please call the Clerk of the Board office at (951) 855-1088, from 8:00 a.m. to 5:00 p.m., Monday through Friday. 11/7

2011 Supervisorial Districts

County of Riverside



Supervisor Kevin Jeffries
District 1
(951) 955-1010



Supervisor John Tavaglione
District 2
(951) 955-1020



Supervisor Chuck Washington
District 3
(951) 955-1030



Supervisor John J. Benoit
District 4
(760) 863-8211



Supervisor Marion Ashley
District 5
(951) 955-1050



Representing the Cities of :
Canyon Lake
Lake Elsinore
Riverside (most portions)
Wildomar

Representing the Cities of :
Corona
Eastvale
Jurupa Valley
Norco
Riverside (portion of)

Representing the Cities of:
Hemet
Murrieta
San Jacinto
Temecula

Representing the Cities of:

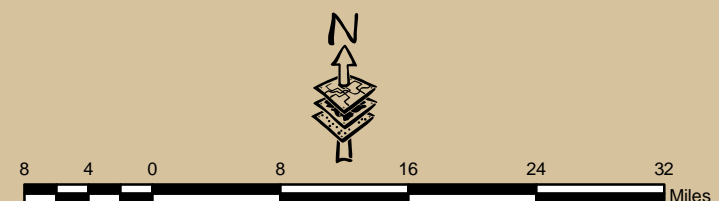
- Blythe
- Cathedral City
- Coachella
- Desert Hot Springs
- Indian Wells
- Indio
- La Quinta
- Palm Desert
- Palm Springs
- Rancho Mirage

Representing the Cities of:

- Banning
- Beaumont
- Calimesa
- Menifee
- Moreno Valley
- Perris



Coordinate System: NAD83 State Plane VI FIPS0406 (Feet)
 Author : County of Riverside Information Technology - GIS Section
 Source : County of Riverside, USGS
 March 13, 2015



APPENDIX E

CDBG Tables 1-4 and HOME Figures 1-16

Housing and Community Development Activities			Priority Need	5 - Year Quantities (Number of Activities)																								
				Year 1 (2014/15)				Year 2 (2015/16)				Year 3 (2016/17)				Year 4 (2017/18)				Year 5 (2018/19)				Cumulative		Cumulative Estimated dollar amount	Cumulative Expended dollar amount	
				1 Year Goal	Actual	Est. Dollar Amt.	Actual Expended	1 Year Goal	Actual	Est. Dollar Amt.	Actual Expended	1 Year Goal	Actual	Est. Dollar Amt.	Actual Expended	1 Year Goal	Actual	Est. Dollar Amt.	Actual Expended	1 Year Goal	Actual	Est. Dollar Amt.	Actual Expended	Goals	Actuals			
01	Acquisition of Real Property 570.201(a)		M	0	0	\$0	\$0	0	0	\$0	\$0											0	0	\$0	\$0			
Public Facilities and Improvements																												
03	Public Facilities and Improvements (General) 570.201 (c)		H	11	7			11	5													22	12					
03A	Senior Centers 570.201(c)		H	1	1			3	2													4	3					
03B	Handicapped Centers 570.201 (c)		H	1	1			2	1													3	2					
03C	Homeless Facilities (not operating costs) 570.201 (c)		H	0	0			0	0													0	0					
03D	Youth Centers 570.201 (c)		H	0	0			0	0													0	0					
03E	Neighborhood Facilities 570.201 (c)		H	3	2			0	2													3	4					
03F	Parks, Recreational Facilities 570.201 (c)		H	4	4			13	6													17	10					
03G	Parking Improvements		M	0	0			0	0													0	0					
03I	Flood Drain Improvements 570.201 (c)		H	0	0			0	0													0	0					
03J	Water/Sewer Improvements 570.201 (c)		H	0	0			3	1													3	1					
03K	Street Improvements 570.201 (c)		H	0	3			6	1													6	4					
03L	Sidewalks 570.201 (c)		H	3	2			3	2													6	4					
03M	Child Care Centers 570.201 (c)		H	0	0			0	0													0	0					
03O	Fire Stations/Equipment 570.201 (c)		M	0	0			0	0													0	0					
03P	Health Facilities 570.201 (c)		H	0	0			0	0													0	0					
03S	Facilities fir AIDS Patients (not operating costs) 570.201 (c)		H	0	0			2	0													2	0					
TOTAL Public Facilities and Improvements					23	20	\$3,661,512	\$4,693,542	43	20	\$3,594,231	\$3,098,847	0	0	\$0	\$0	0	0	\$0	\$0	0	0	\$0	\$0	66	40	\$7,255,743	\$7,792,389
04	Clearance and Demolition 570.201(d)		M	0	0	\$0	\$0	0	0	\$0	\$0	0	0	\$0	\$0	0	0	\$0	\$0	0	0	\$0	\$0	0	0	\$0	\$0	
Public Services																												
03T	Operating Costs of Homeless/AIDS Patients Programs		H	3	3			7	7													10	10					
05	Public Services (General) 570.201(e)		H	23	23			23	23													46	46					
05A	Senior Services 570.201(e)		H	5	5			5	5													10	10					
05B	Handicapped Services 570.201(e)		H	1	1			0	0													1	1					
05D	Youth Services 570.201(e)		H	8	8			2	2													10	10					
05F	Substance Abuse Services 570.201(e)		H	1	1			0	0													1	1					
05G	Battered and Abused Spouses 570.201(e)		H	1	1			2	2													3	3					

Housing and Community Development Activities	Priority Need	5 - Year Quantities (Number of Activities)																							
		Year 1 (2014/15)				Year 2 (2015/16)				Year 3 (2016/17)				Year 4 (2017/18)				Year 5 (2018/19)				Cumulative		Cumulative Estimated dollar amount	Cumulative Expended dollar amount
		1 Year Goal	Actual	Est. Dollar Amt.	Actual Expended	1 Year Goal	Actual	Est. Dollar Amt.	Actual Expended	1 Year Goal	Actual	Est. Dollar Amt.	Actual Expended	1 Year Goal	Actual	Est. Dollar Amt.	Actual Expended	1 Year Goal	Actual	Est. Dollar Amt.	Actual Expended	Goals	Actuals		
05L Child Care Services 570.201(e)	H	1	1			1	1														2	2			
05M Health Services 570.201(e)	H	1	1			0	0														1	1			
05N Abused and Neglected Children 570.201(e)	H	1	1			3	3														4	4			
05O Mental Health Services	H	1	1			1	1														2	2			
05V Neighborhood Cleanups	H	0	0			1	1														1	1			
05W Food Banks	H	0	0			5	5														5	5			
TOTAL Public Services		46	46	\$1,092,065	\$1,052,077	50	50	\$1,096,260	\$1,118,669	0	0	\$0	\$0	0	0	\$0	\$0	0	0			96	96	\$2,188,325	\$2,170,746
06 Interim Assistance 570.201(f)	H	1	3	\$100,000	\$703,667	0	0	\$0	\$0			\$0	\$0			\$0	\$0			\$0	\$0	1	3	\$100,000	\$703,667
14A Rehab; Single-Unit Residential 570.202	H	4	0			4	2														8	2			
14D Rehab-Other Pub owned Residential Bldg	H	0	0			2	1														2	1			
14F Rehab: Energy Efficiency	H	1	1			1	0														2	1			
TOTAL Rehab	H	5	1	\$423,612	\$33,073	7	3	\$449,282	\$244,094	0	0	\$0	\$0	0	0	\$0	\$0	0	0	\$0	\$0	12	4	\$872,894	\$277,167
15 Code Enforcement 570.202	H	4	6	\$664,387	\$832,482	4	2	\$907,636	\$519,095			\$0	\$0			\$0	\$0			\$0	\$0	8	8	\$1,572,023	\$1,351,577
18A ED- Direct Financial Assitance to For-Profit Businesses 570.203(b)	H	1	0			1	0														2	0			
18B ED- Technical Assistance (570.203(b)	H	0	0			0	0														0	0			
18C Micro-Enterprise Assistance 570.201(o)	H	2	1			1	1														3	2			
TOTAL Economic Development	H	3	1	\$12,500	\$12,500	2	1	\$62,500	\$54,686	0	0	\$0	\$0	0	0	\$0	\$0	0	0	\$0	\$0	5	2	\$75,000	\$67,186
21A/ Program Administration 21D 570.206	H	4	3	\$1,488,519	\$1,546,397	5	5	\$1,527,477	\$1,849,722			\$0	\$0			\$0	\$0			\$0	\$0	9	8	\$3,015,996	\$3,396,119
TOTAL CDBG		86	80	\$7,442,595	\$8,873,738	111	81	\$7,637,386	\$6,885,113	0	0	\$0	\$0	0	0	\$0	\$0	0	0	\$0	\$0	197	161	\$15,079,981	\$15,758,851

(Estimated funding amounts are taken from Initial OYAP, section AP-20.
Refer to Section CR-05, 2015-2016 CAPER and CDBG PR03 Report for expended
amounts.

Community Development Activities		Priority Need	5 - Year Cumulative (Persons- Businesses Assisted)											
			Year 1		Year 2		Year 3		Year 4		Year 5		Cumulative	
			OYAP Goals	Actual	OYAP Goals	Actual	OYAP Goals	Actual	OYAP Goals	Actual	OYAP Goals	Actual	OYAP Goals	Actual
Public Services (SL-1, SL-2, SL-3)														
03T	Operating Costs of Homeless/AIDS Patients Programs	H	339	170	2,559	2,514							2,898	2,684
05	Public Services (General) 570.201(e)	H	139,142	141,755	117,090	117,650							256,232	259,405
05A	Senior Services 570.201(e)	H	1,730	2,236	1,117	1,932							2,847	4,168
05B	Handicapped Services 570.201(e)	H	130	136	-	-							130	136
05D	Youth Services 570.201(e)	H	288	207	240	163							528	370
05F	Substance Abuse Services 570.201(e)	H	3	8	-	-							3	8
05G	Battered and Abused Spouses 570.201(e)	H	1,500	1,568	1,511	943							3,011	2,511
05L	Child Care Services 570.201(e)	H	25	25	50	50							75	75
05M	Health Services 570.201(e)	H	100	23	-	-							100	23
05N	Abused and Neglected Children 570.201(e)	H	70	230	264	264							334	494
05O	Mental Health Services 570.201(e)	H	140	164	86	86							226	250
05V	Neighborhood Cleanups 570.201(e)	H			118,585	118,585								
05W	Food Banks 570.201(e)	H			3,499	6,134								
TOTALS			143,467	146,522	245,001	248,321	-	-	-	-	-	-	266,158	270,124
Other														
06	Interim Assistance 570.201(f)	H	34,845	133,569	-	-	-	-	-	-	-	-	34,845	133,569
15	Code Enforcement 570.202	H	97,720	151,374	211,470	142,780							309,190	294,154
14A	Housing Rehab- Single Unit Residential	H	46	3	18	10							64	13
14D	Rehab-Other Owned Residential Bldgs	H	-	-	212	123								
14F	Housing Rehab- Energy Efficiency Improvements	H	1	1	-	-							1	1
18A	ED-Direct Financial Assistance to For-Profits	H	5	-	5	-							10	-
18C	ED-Micro Enterprise Assistance	H	13	8	7	4							20	12

CDBG - Summary of Specific Annual Objectives/Outcomes

DH - 2 Affordability of Decent Housing							
Specific Obj. #	Specific Annual Objectives	Source of Funds	Performance Indicators	Year	Expected Number Projects	Actual Number Projects	Percent Completed
DH - 2	Specific Objective: Down-Payment Assistance Program (IDA) & Migrant Farmworker Housing	CDBG	Number of projects that assisted persons with new or improved access to affordable housing	2014 - 15	5	1	20%
				2015 - 16	7	3	43%
				2016 - 17	0	0	0%
				2017 - 18	0	0	0%
				2018 - 19	0	0	0%
			MULTI-YEAR GOAL		12	4	33%

SL - 1 Availability/Accessibility of a Suitable Living Environment							
Specific Obj. #	Specific Annual Objectives	Source of Funds	Performance Indicators	Year	Expected Number of Projects	Actual Number Projects	Percent Completed
SL - 1	Specific Objective: Substance Abuse Programs, Services for Battered and Abused Spouses, Health Services, Senior Centers, Community Centers, Facilities, New or Improved Infrastructure, Food and Homeless Programs, Educational and/or Childcare Programs, Recreational	CDBG	Number of projects assisting households that received emergency assistance to prevent homelessness, over-night shelter, supportive services and long-term housing and number of persons with new or improved access to services, infrastructures, facilities, and jobs or Number of persons that no longer have access to a substandard service.	2014 - 15	51	47	92%
				2015 - 16	62	53	85%
				2016 - 17	0	0	0%
				2017 - 18	0	0	0%
				2018 - 19	0	0	0%
			MULTI-YEAR GOAL		113	100	88%

SL - 2 Affordability of a Suitable Living Environment							
Specific Obj. #	Specific Annual Objectives	Source of Funds	Performance Indicators	Year	Expected Number of Projects	Actual Number Projects	Percent Completed
SL - 2	Specific Objective: Senior Activities, Services for handicapped, Childcare, Youth, and Services for abused and neglected children for the betterment of communities and	CDBG	Number of projects that assisted persons with new or improved access to a service and number that no longer have access to a substandard service.	2014 - 15	9	9	100%
				2015 - 16	9	9	100%
				2016 - 17	0	0	0%
				2017 - 18	0	0	0%
				2018 - 19	0	0	0%
			MULTI-YEAR GOAL		18	18	100%

SL - 3 Sustainability of a Suitable Living Environment							
Specific Obj. #	Specific Annual Objectives	Source of Funds	Performance Indicators	Year	Expected Number of Projects	Actual Number Projects	Percent Completed
SL - 3	Specific Objective: Street/Road Improvements, Park Improvements, Facility Improvements, Code Enforcement, and Interim Assistance.	CDBG	Number of projects that assisted persons with new or improved access to a service and number that no longer have access to a substandard service.	2014 - 15	14	19	136%
				2015 - 16	24	10	42%
				2016 - 17	0	0	0%
				2017 - 18	0	0	0%
				2018 - 19	0	0	0%
			MULTI-YEAR GOAL		38	29	76%

EO - 1 Availability/Accessibility of Economic Opportunity							
Specific Obj. #	Specific Annual Objectives	Sources of Funds	Performance Indicators	Year	Expected Number of Projects	Actual Number Projects	Percent Completed
EO - 1	Specific Objective: Business Development and Job Creation	CDBG	Number of projects that created jobs and/or assisted new or existing businesses	2014 - 15	3	1	33%
				2015 - 16	2	1	50%
				2016 - 17	0	0	0%
				2017 - 18	0	0	0%
				2018 - 19	0	0	0%
			MULTI-YEAR GOAL		5	2	40%

(Refer to PR03 Summary by Objective/Outcome)

Summary of CDBG Specific Annual/YTD Objectives-Outcomes 2014-2019

Specific Annual Objectives	Sources of Funds	Performance Indicators	Proposed 2015- 16	Proposed YTD 2014-19	Actual Completed 2015-16	Actual Completed YTD 2014-19	Outcome/ Objective*
Homeless							
03T	CDBG	Number of <u>persons</u> that received emergency assistance to prevent homelessness, over-night shelter, supportive services, and long-term housing.	2,559	2,898	2,514	2,684	SL-1
Special Needs							
05B	CDBG	Number of <u>persons</u> assisted with new or improved access.	0	130	0	136	SL-1
Community Development							
01, 03E, 03F, 03M	CDBG	Number of <u>Activities</u> that will provide persons with new or improved access to a service. Number that no longer have access to a substandard service.	13	20	8	14	SL-1
Infrastructure							
03I, 03J, 03K, 03L	CDBG	Number of <u>Activities</u> that will provide persons with new or improved access to an infrastructure benefit and no longer have access to a substandard infrastructure.	12	15	4	9	SL-1 SL-3
Public Facilities							
03, 03A, 03B, 03C, 03D, 03G, 03O, 03P, 03S	CDBG	Number of <u>Activities</u> that will provide persons with new or improved access to a facility benefit. Number that no longer have access to a substandard facility	16	29	8	17	SL-1 SL-3
Public Services							
05, 05A, 05D, 05E, 05F, 05G, 05L, 05M, 05N, 05O, 05V, 05W	CDBG	Number of <u>persons</u> with new or improved access to a service. Number that no longer have access to a substandard service.	242,442	385,439	245,807	392,023	SL-1 SL-2 SL-3
Economic Development							
18A, 18C	CDBG	Number of <u>Activities</u> that will provide persons with new or improved access to a services or jobs.	2	5	1	2	EO-1
Housing							
14A, 14D, 14F	CDBG	Number of <u>Activities</u> that provided single-unit residential rehab or energy efficiency improvement rehab.	7	12	3	4	DH-2
Other							
06, 15	CDBG	Number of <u>Activities</u> that will improve communities, neighborhoods, and other areas throughout the County to sustain a safe, clean, and suitable living environment.	4	9	2	11	SL-3

2015 proposed based on final Amended OYAP

*Outcome/Objective Codes

	Availability/Accessibility	Affordability	Sustainability
Suitable Living Environment	SL - 1	SL - 2	SL - 3
Decent Housing	DH - 1	DH - 2	DH - 3
Economic Opportunity	EO - 1	EO - 2	EO - 3

Figure 1 - Total Funds Expended on Housing by Program
for all activities completed in FY 2015 - 2016

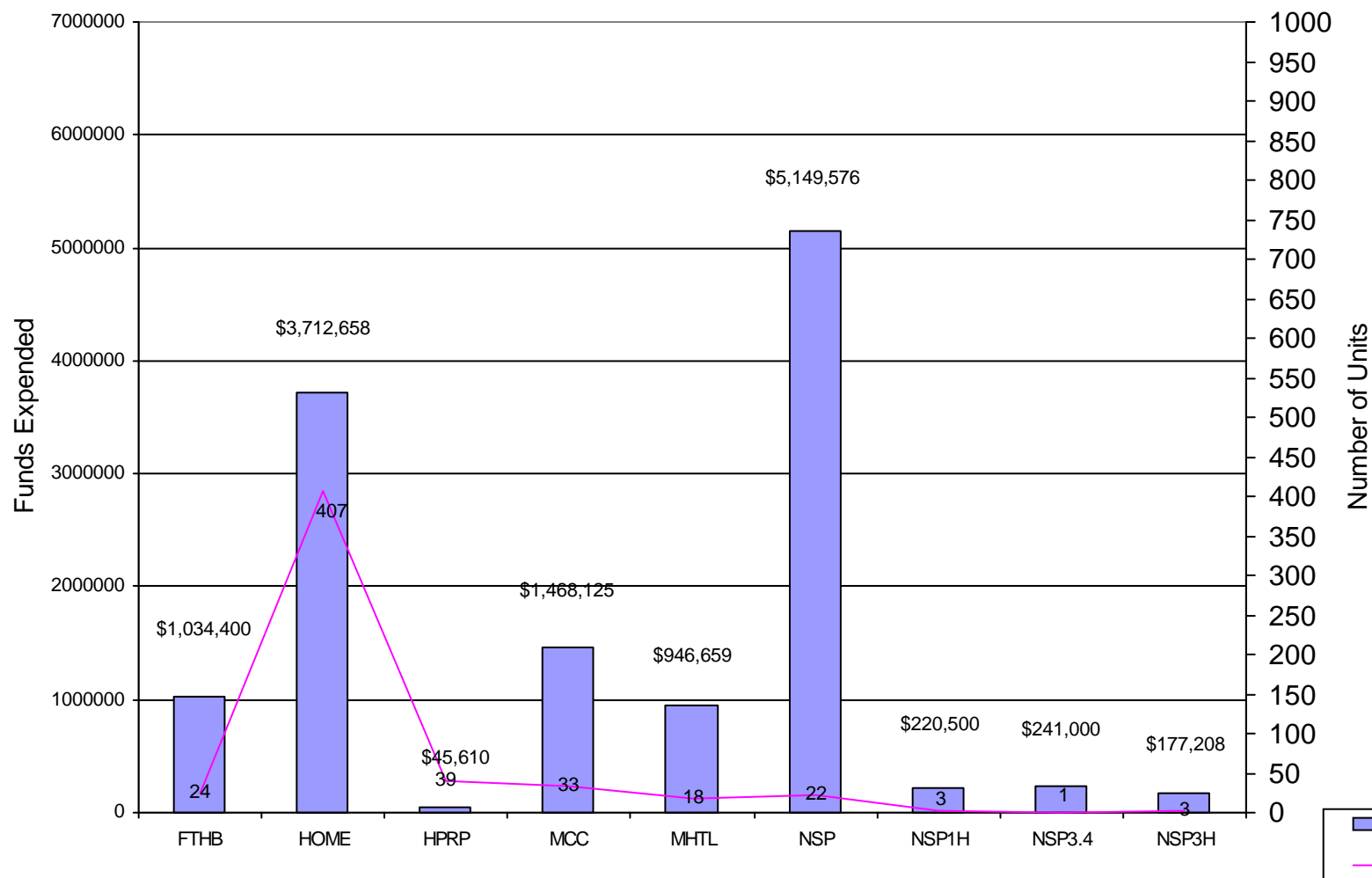


Figure 2 - Total Funds Expended for Housing Projects by Type of Funding
for all activities completed in FY 2015 - 2016

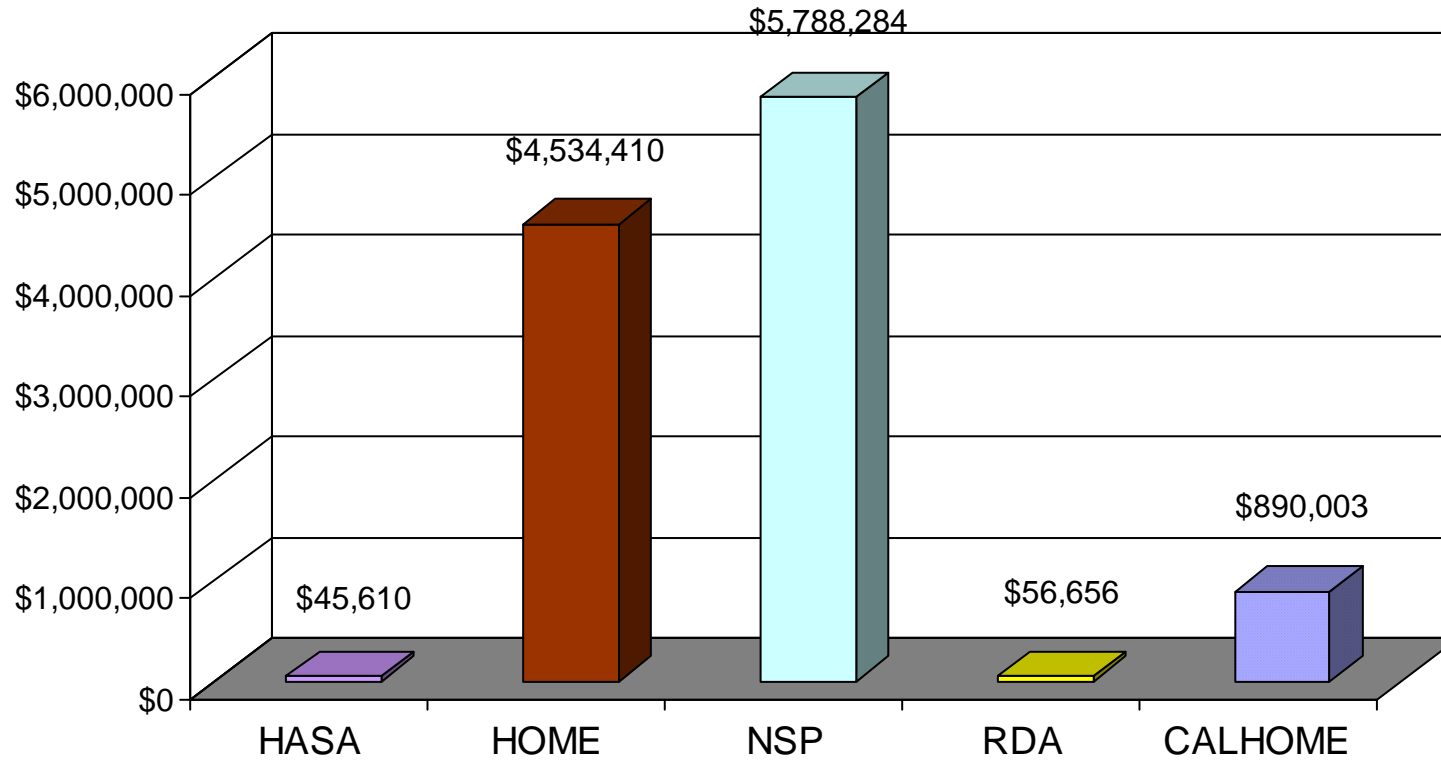


Figure 3 - Type of Housing by Program
for all activities completed in FY 2015 - 2016

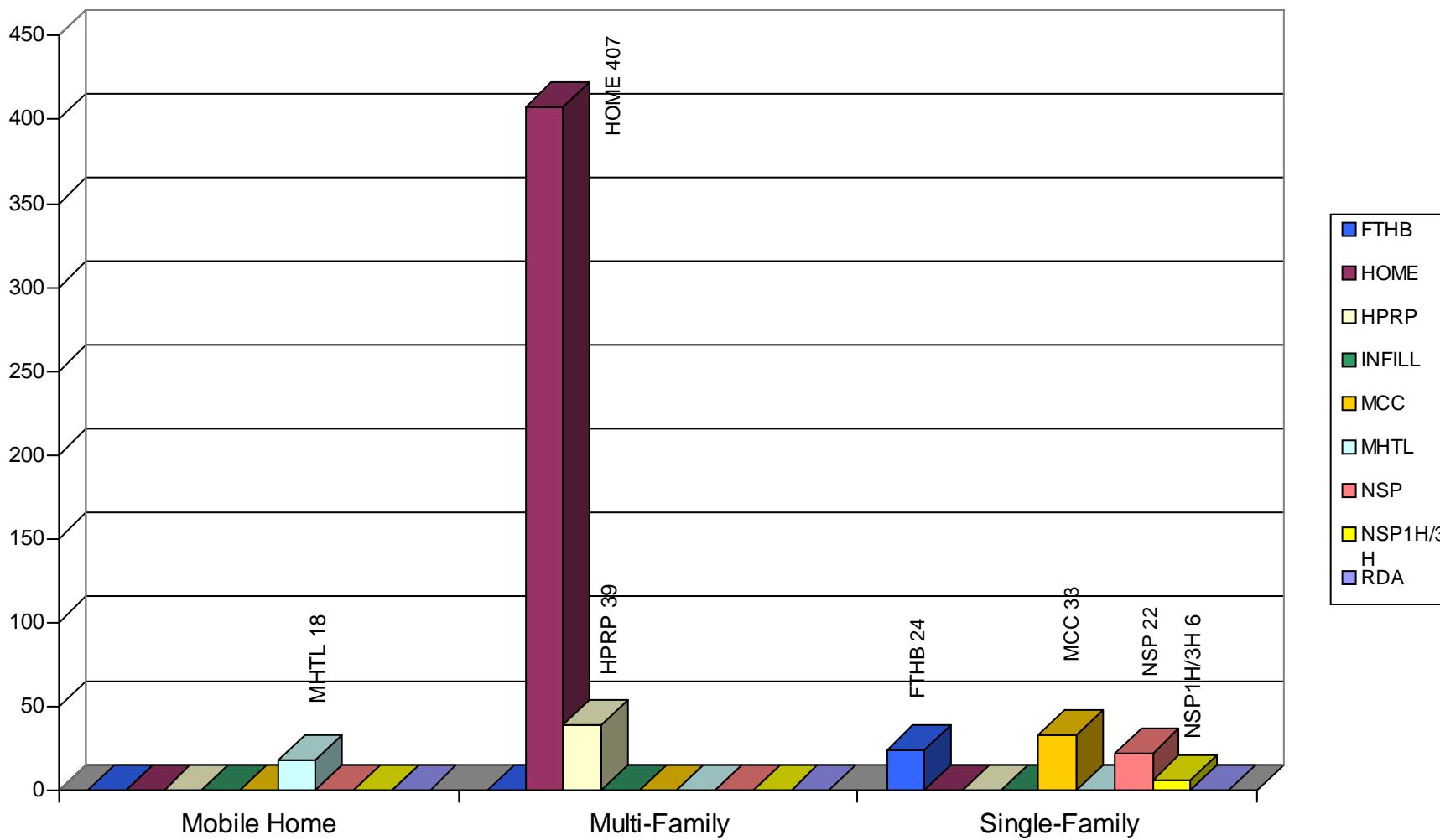


Figure 4 - Average Assistance Expended Per Unit by Program
for all activities completed in FY 2015 - 2016

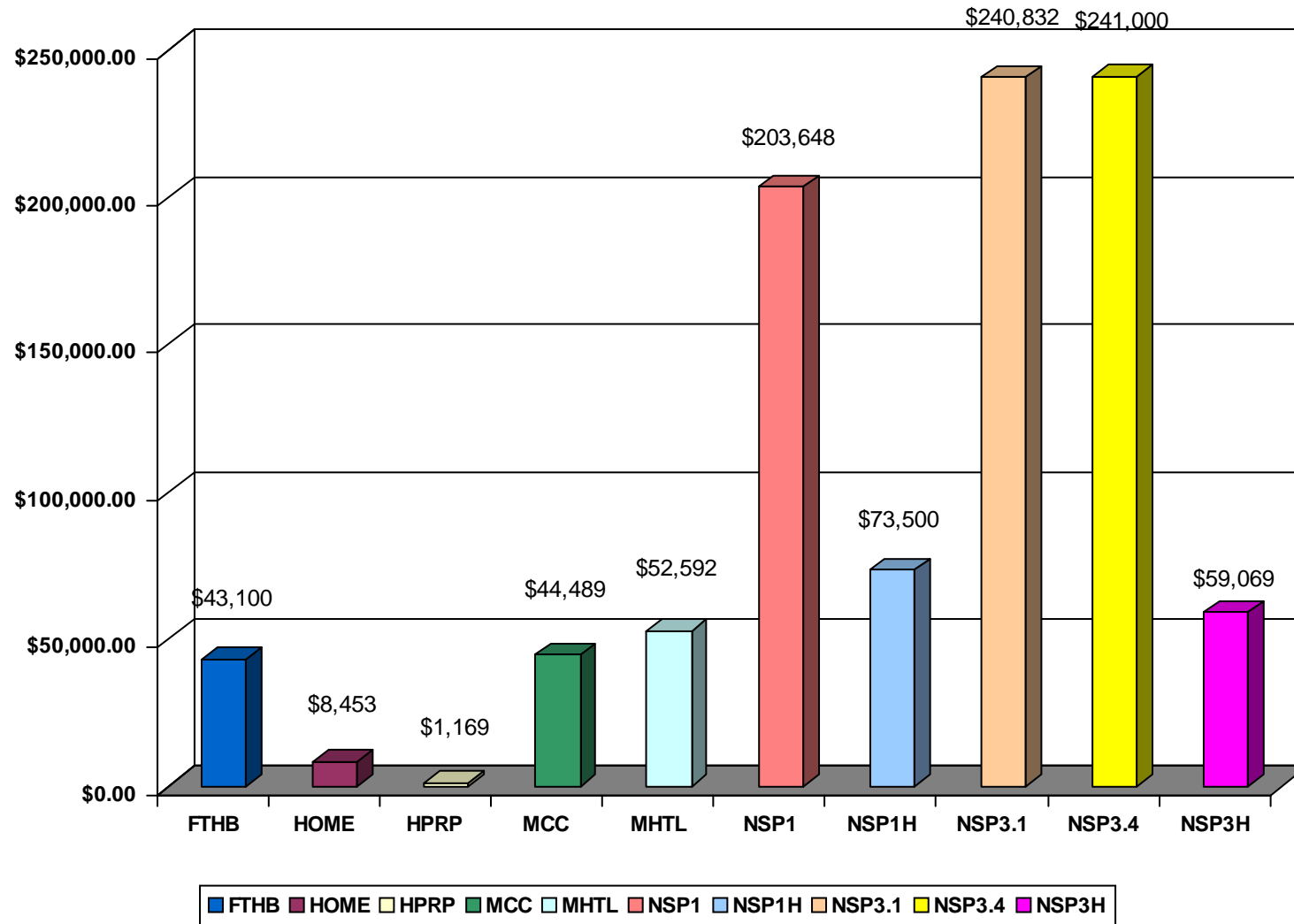


Figure 5 - Units Served Under Home Ownership Programs
for all activities completed in FY 2015 - 2016

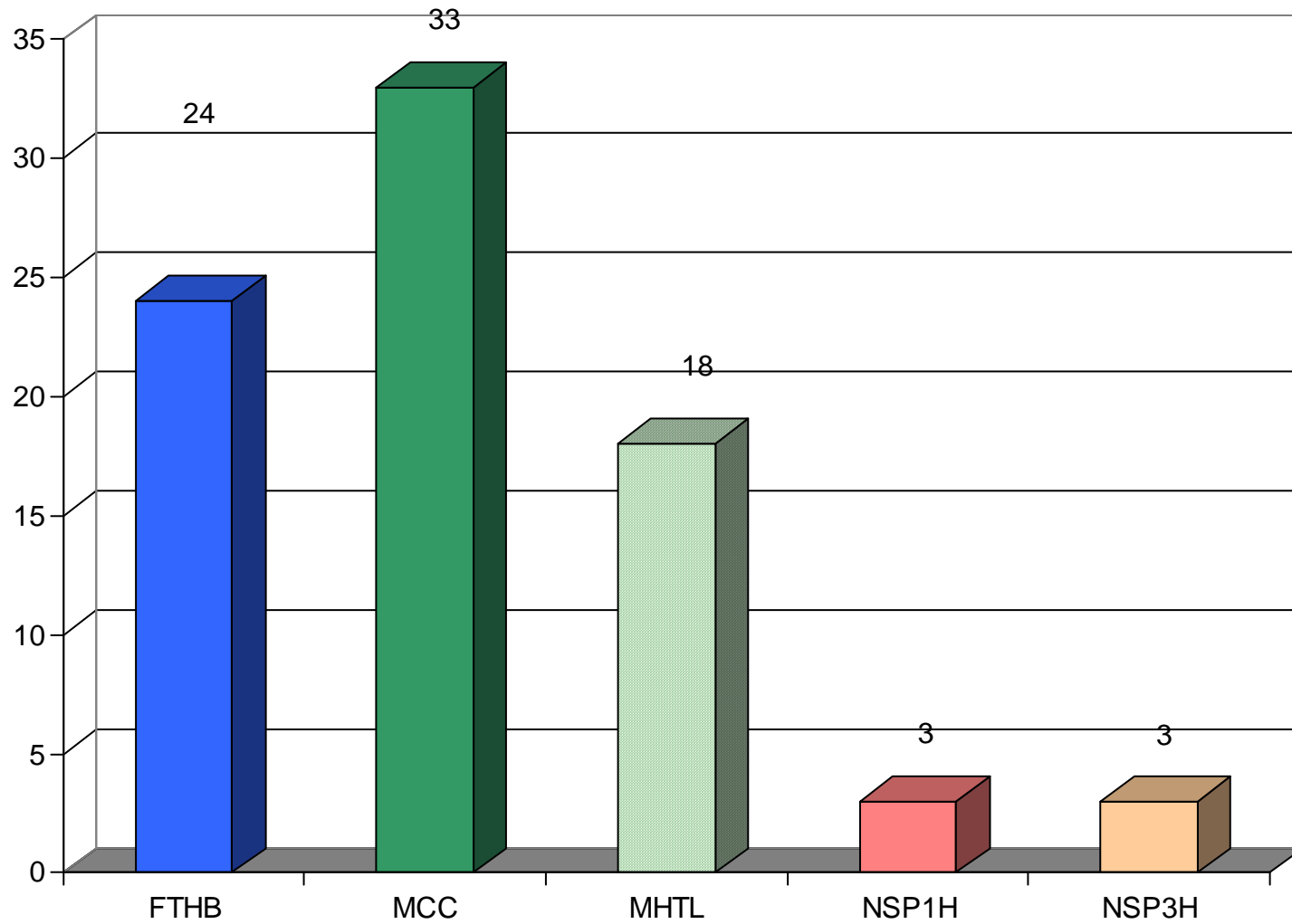
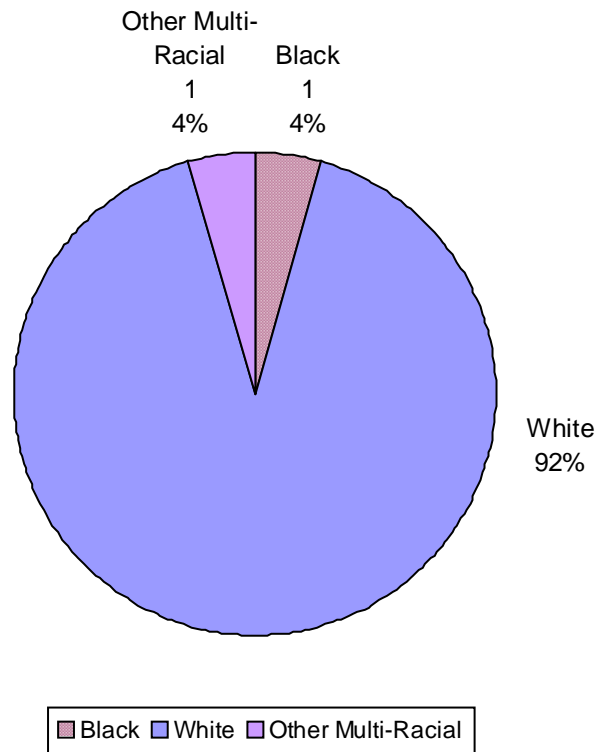
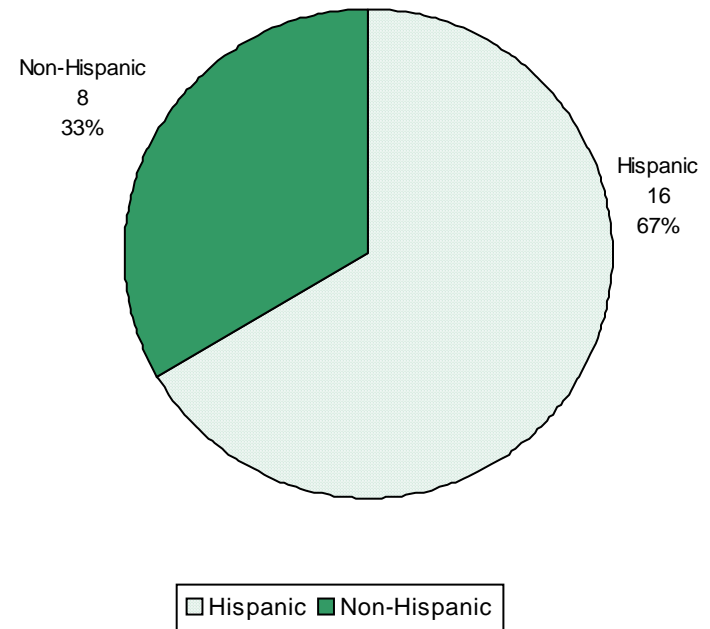


Figure 6 - Total First Time Home Buyer Units Served by Race and Ethnicity
for all activities completed in FY 2015 - 2016



Race



Ethnicity

Figure 7 - Income Levels Served by Program
for all activities completed in FY 2015 - 2016

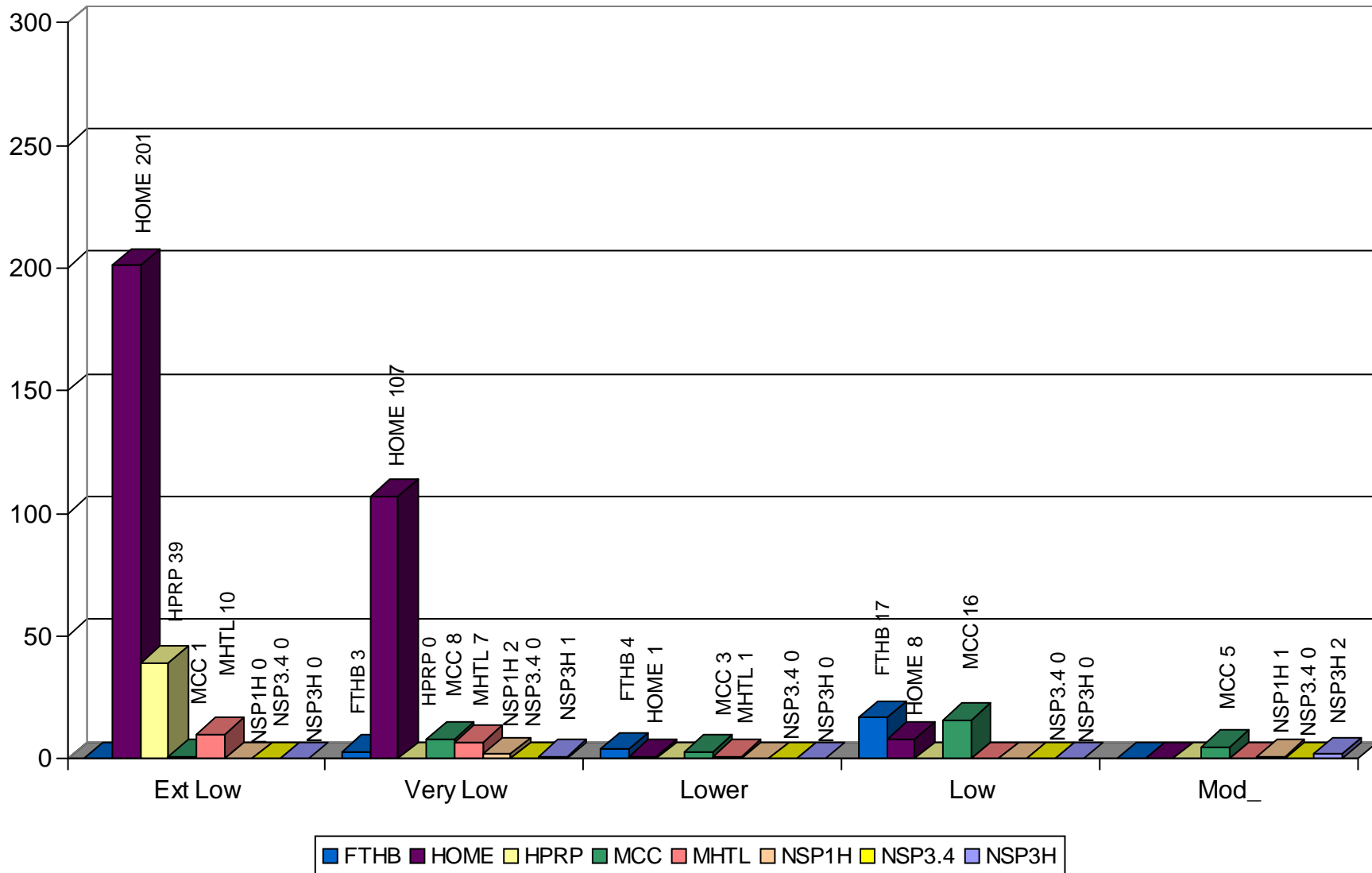
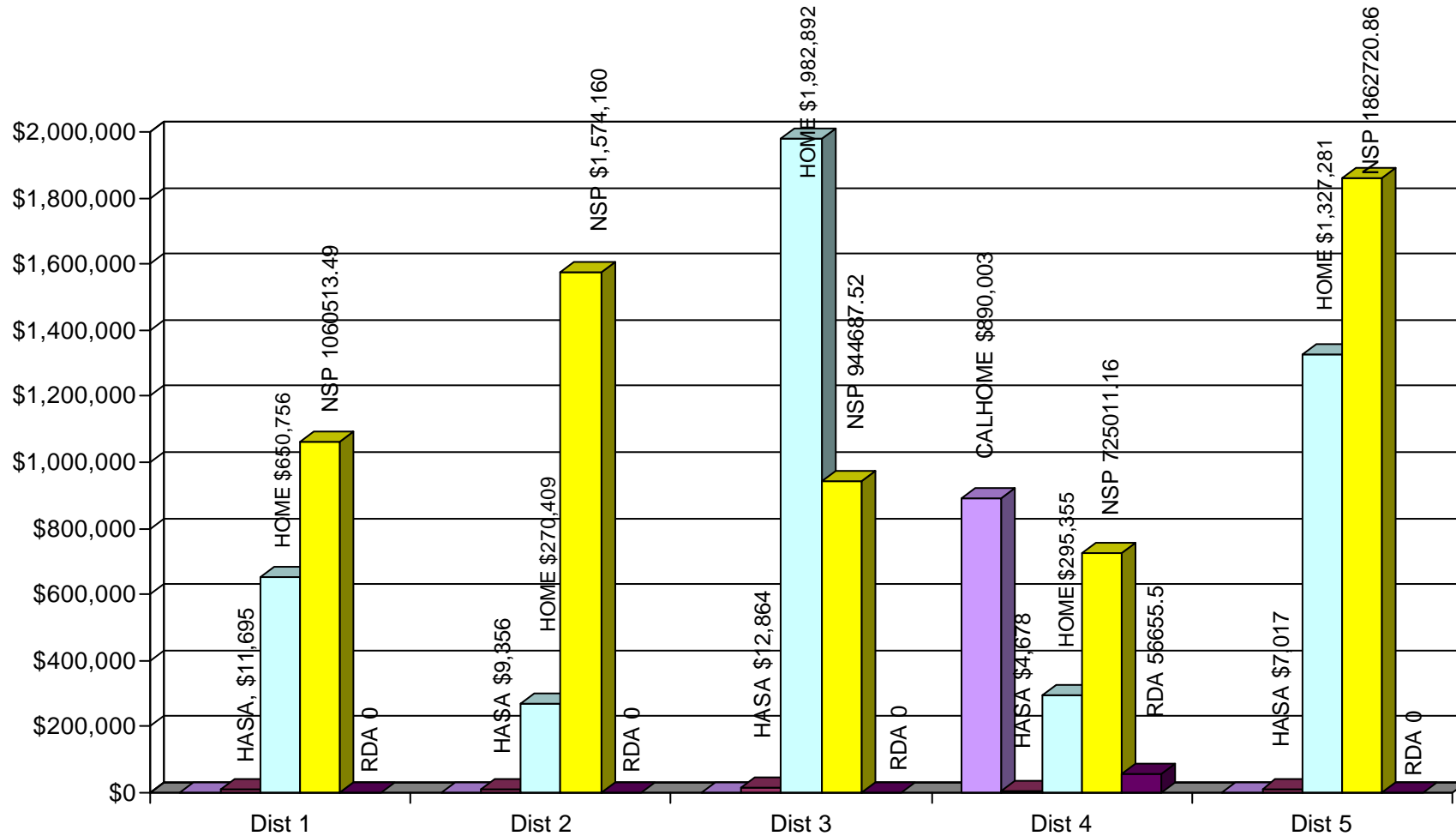
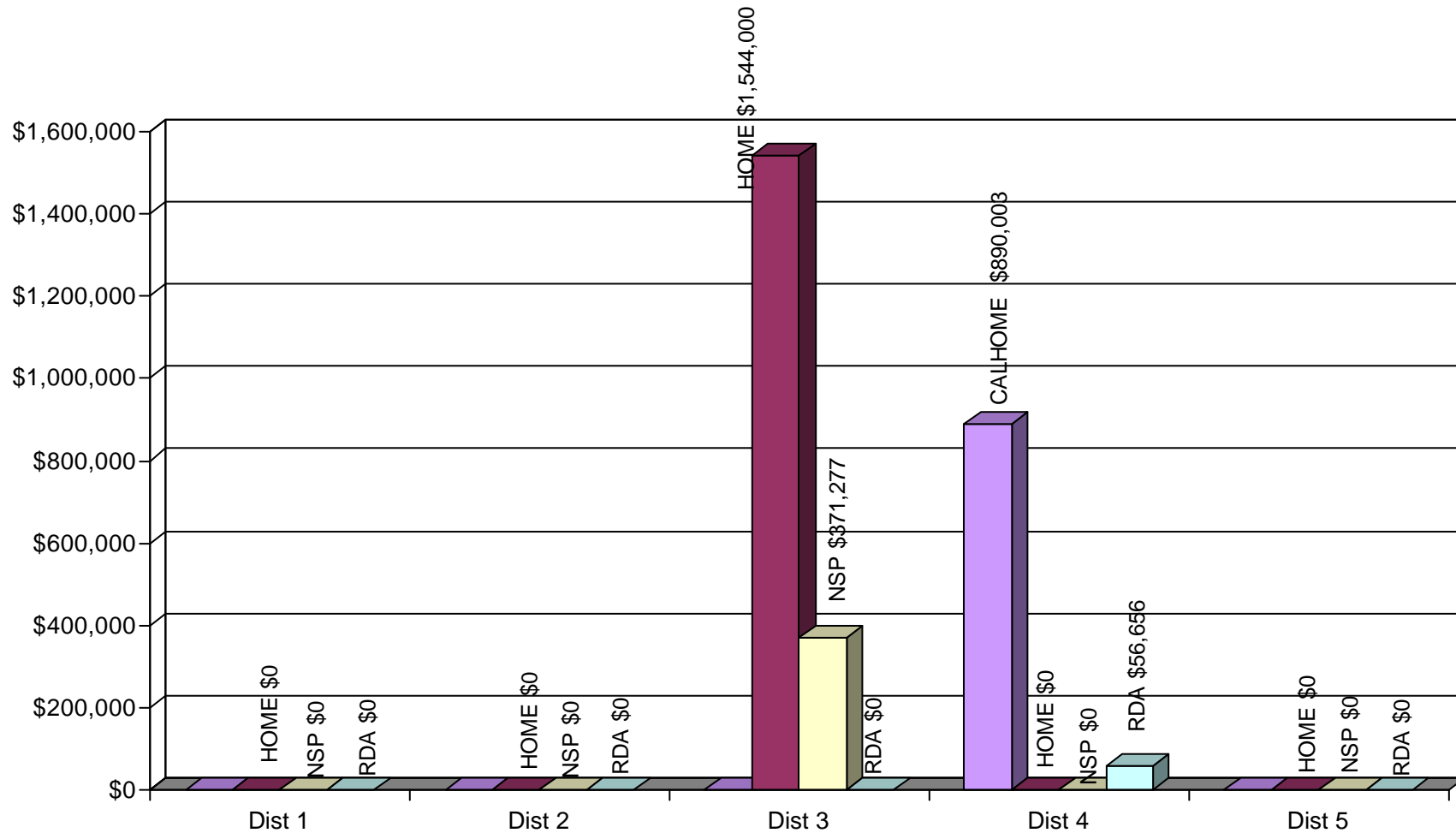


Figure 8 - Funds Expended on Housing Projects by Supervisorial District
for all activities completed in FY 2015 - 2016



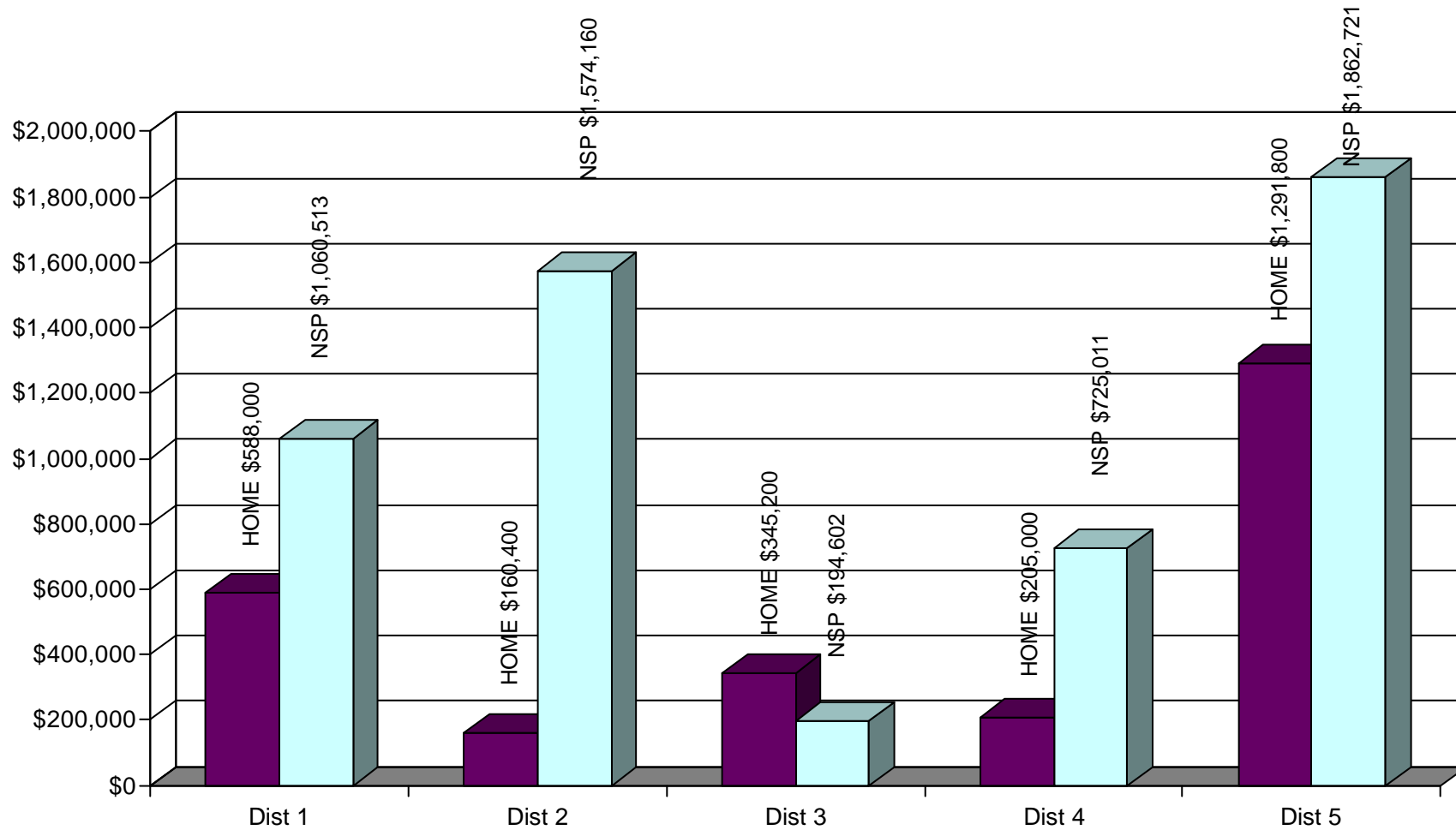
■ Community Development Block Grant (CDBG)
 ■ Home Investment Partnership Program (HOME)
 ■ Redevelopment Set-Aside Funds (RDA)
■ Neighborhood Stabilization Program (NSP)
 ■ Housing Authority as Successor Agency (HASA)

Figure 8a - Funds Expended on Housing Projects by Supervisorial District - Unincorporated Areas
for all activities completed in FY 2015 - 2016



■ Community Development Block Grant (CDBG)
 ■ Home Investment Partnership Program (HOME)
 ■ Redevelopment Set-Aside Funds (RDA)
■ Neighborhood Stabilization Program (NSP)
 ■ Housing Authority as Successor Agency (HASA)

Figure 8b - Funds Expended on Housing Projects by Supervisorial District - Within Cities
for all activities completed in FY 2015 - 2016



■ Community Development Block Grant (CDBG)
 ■ Home Investment Partnership Program (HOME)
 ■ Redevelopment Set-Aside Funds (RDA)
■ Neighborhood Stabilization Program (NSP)
 ■ Housing Authority as Successor Agency (HASA)

Figure 9 - Total Housing Units Served by District
for all activities completed in FY 2015 - 2016

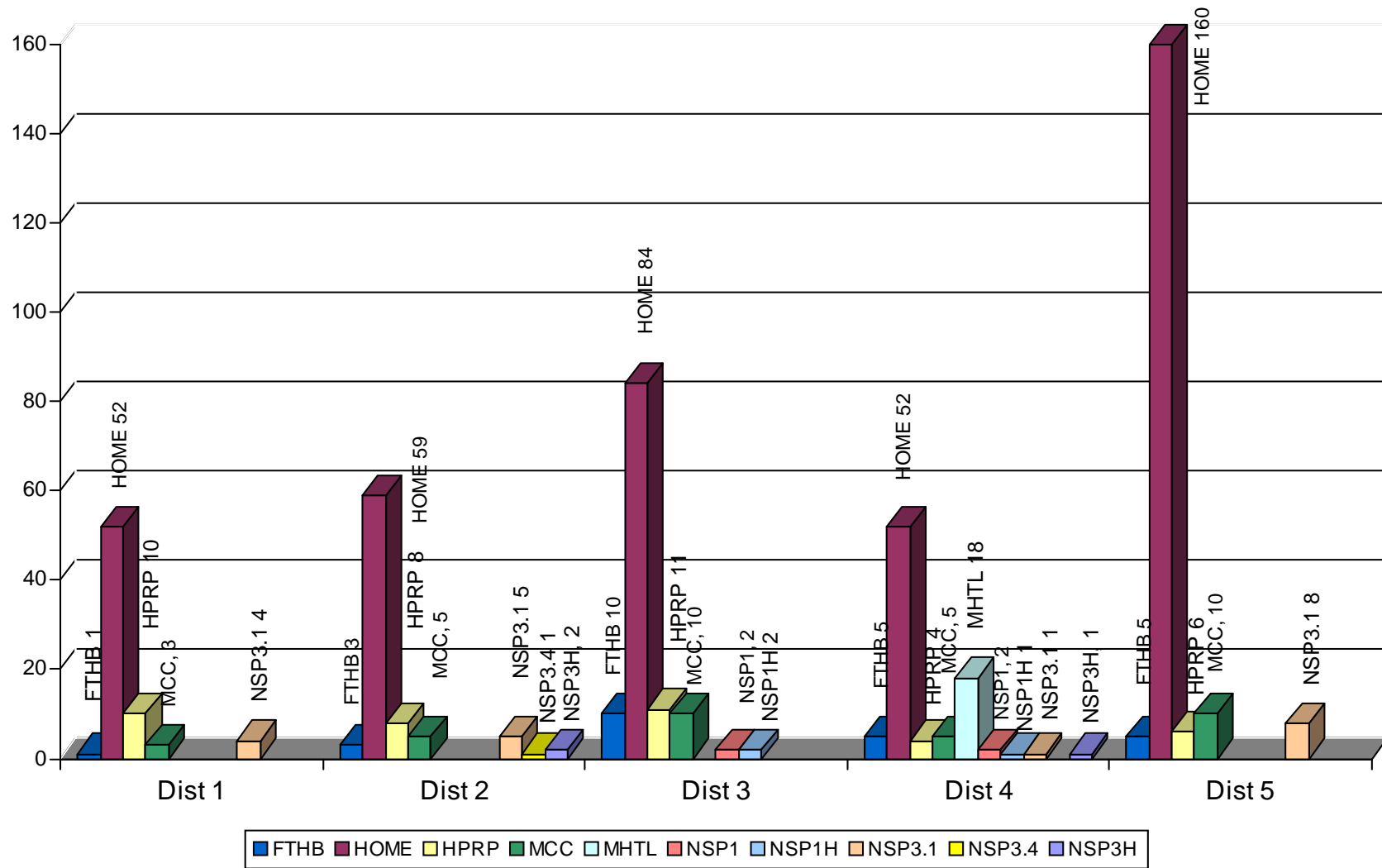
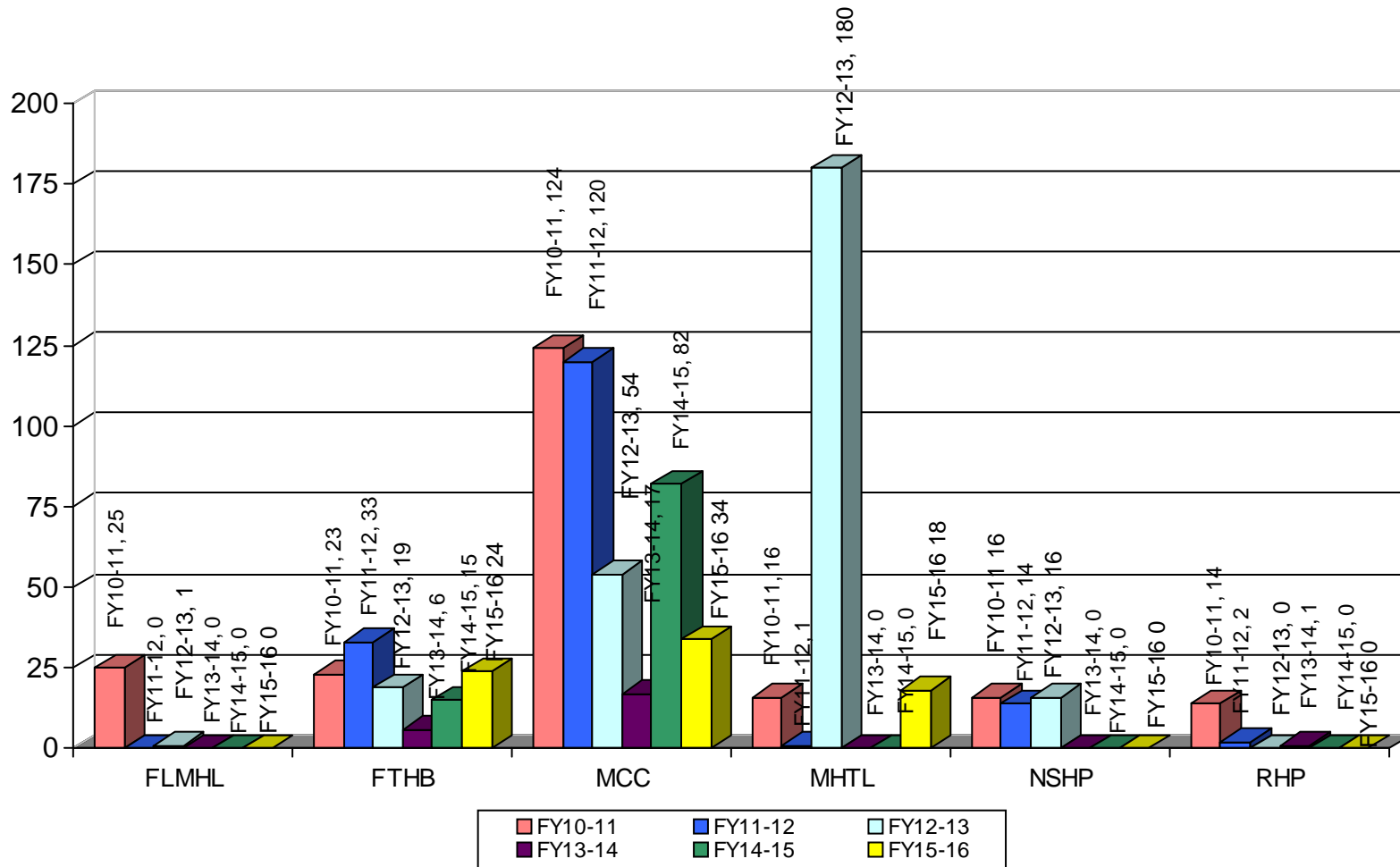


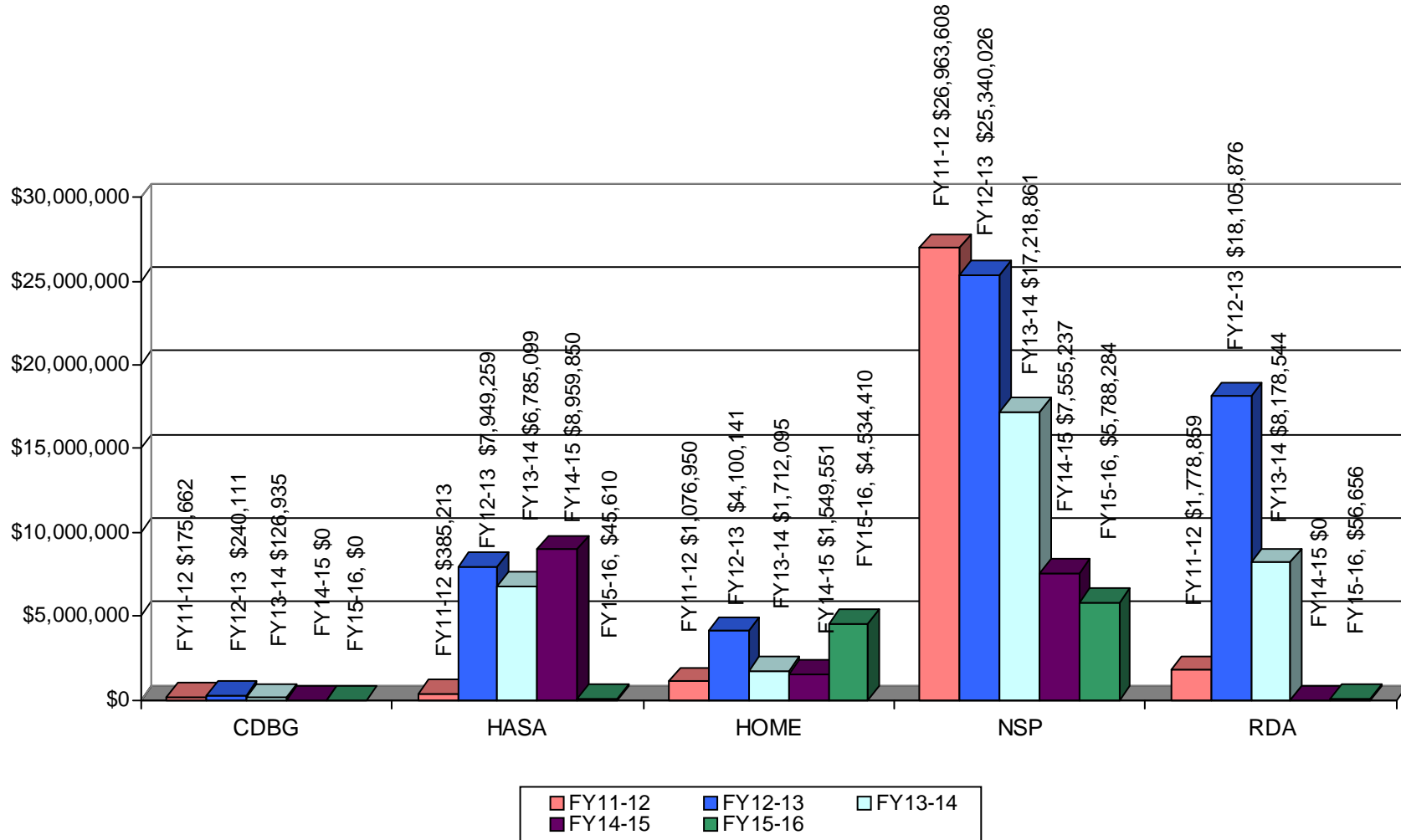
Figure 10 - Comparative Program Performance
Total Housing Units Served - Home Ownership
(5 Fiscal Years)



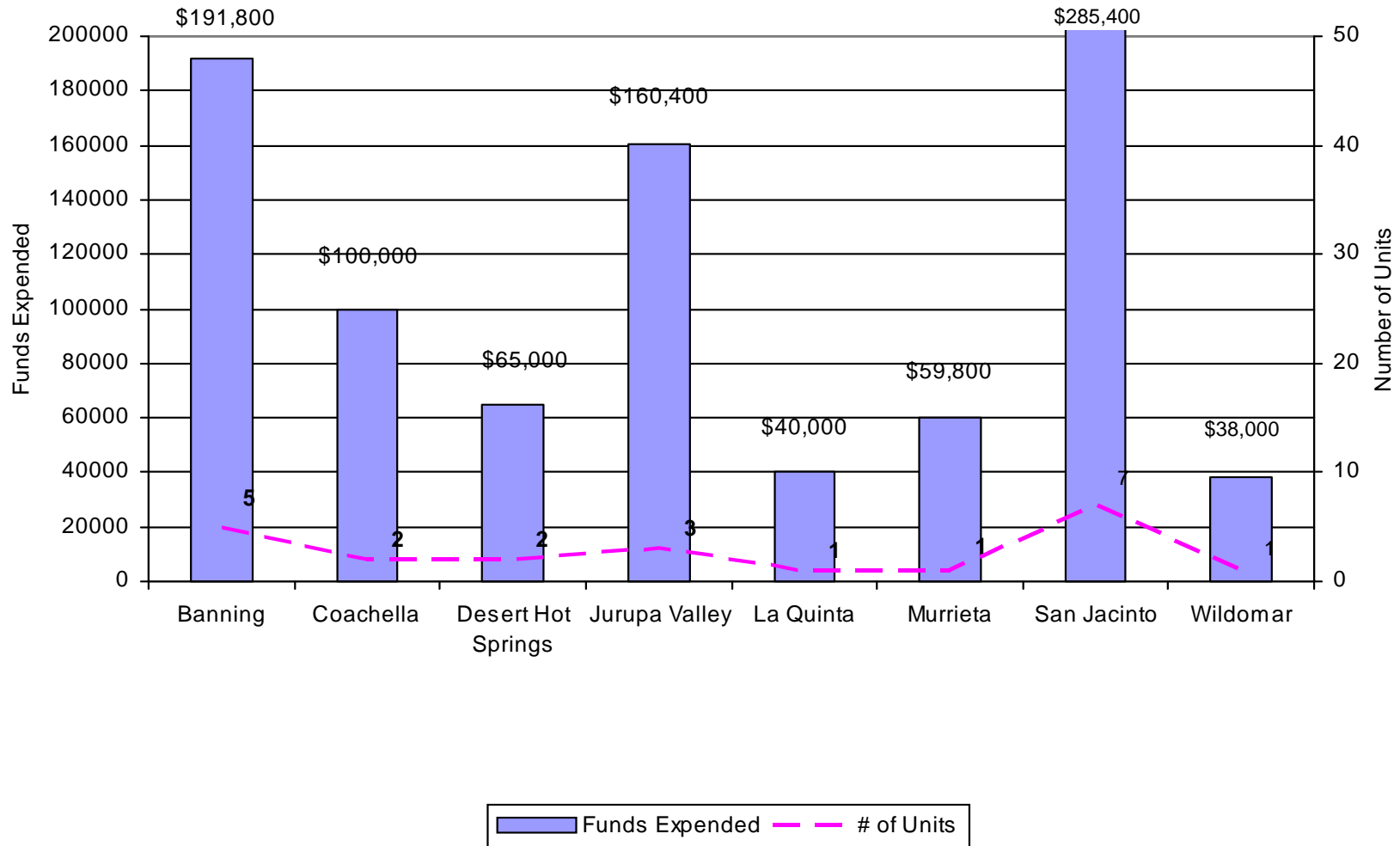
FTHB (First Time Home Buyer)
 FLMHL (Fee Land Mobile Home Loan)
 MCC (Mortgage Credit Certificate)

MHTL (Mobile Home Tenant Loan)
 NSHP (Neighborhood Stabilization Homeownership Program)
 RHP (Redevelopment Homeownership Program)

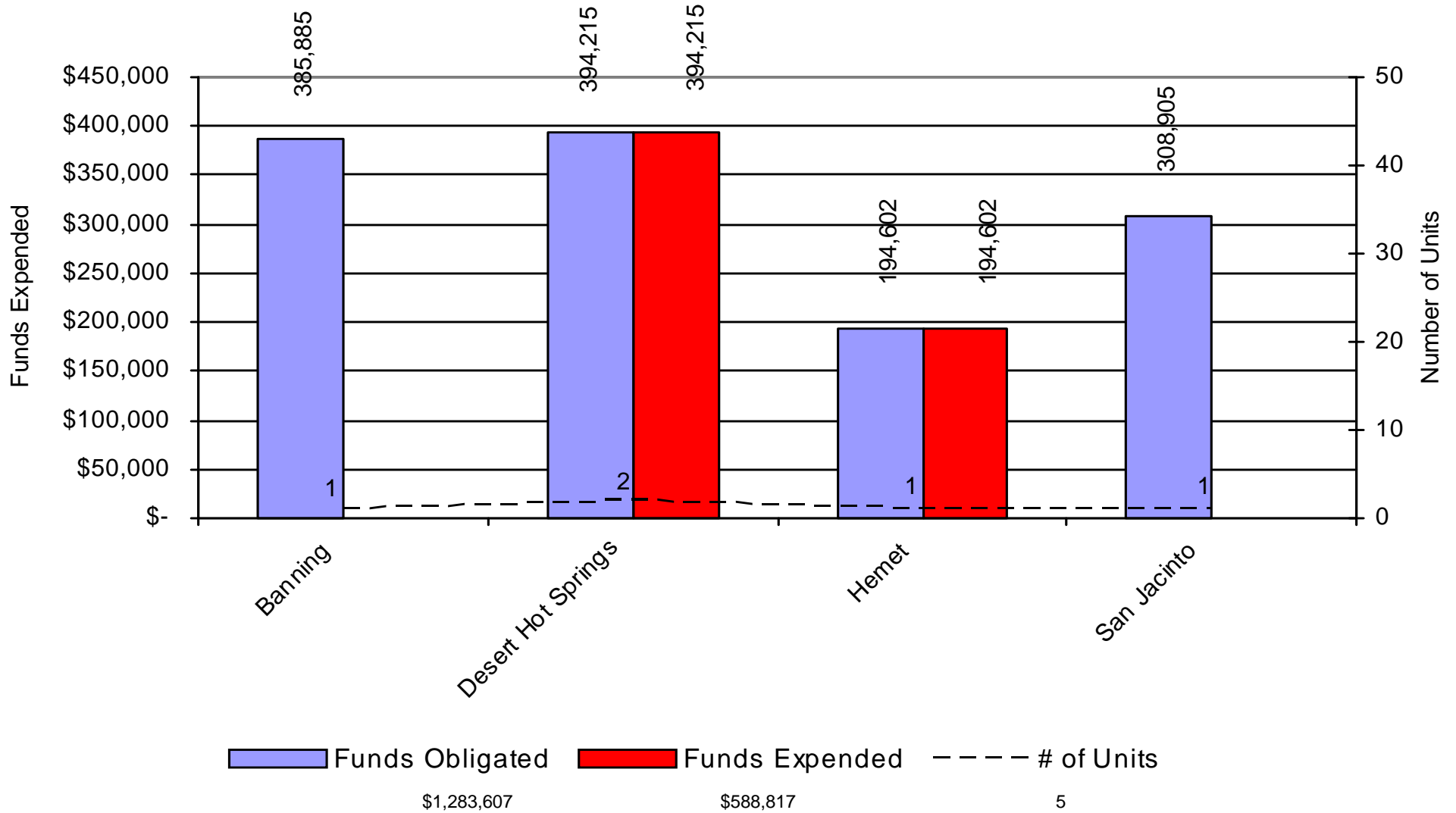
Figure 11 - Comparative Program Performance
Total Funds Expended for Housing Projects
(5 Fiscal Years)



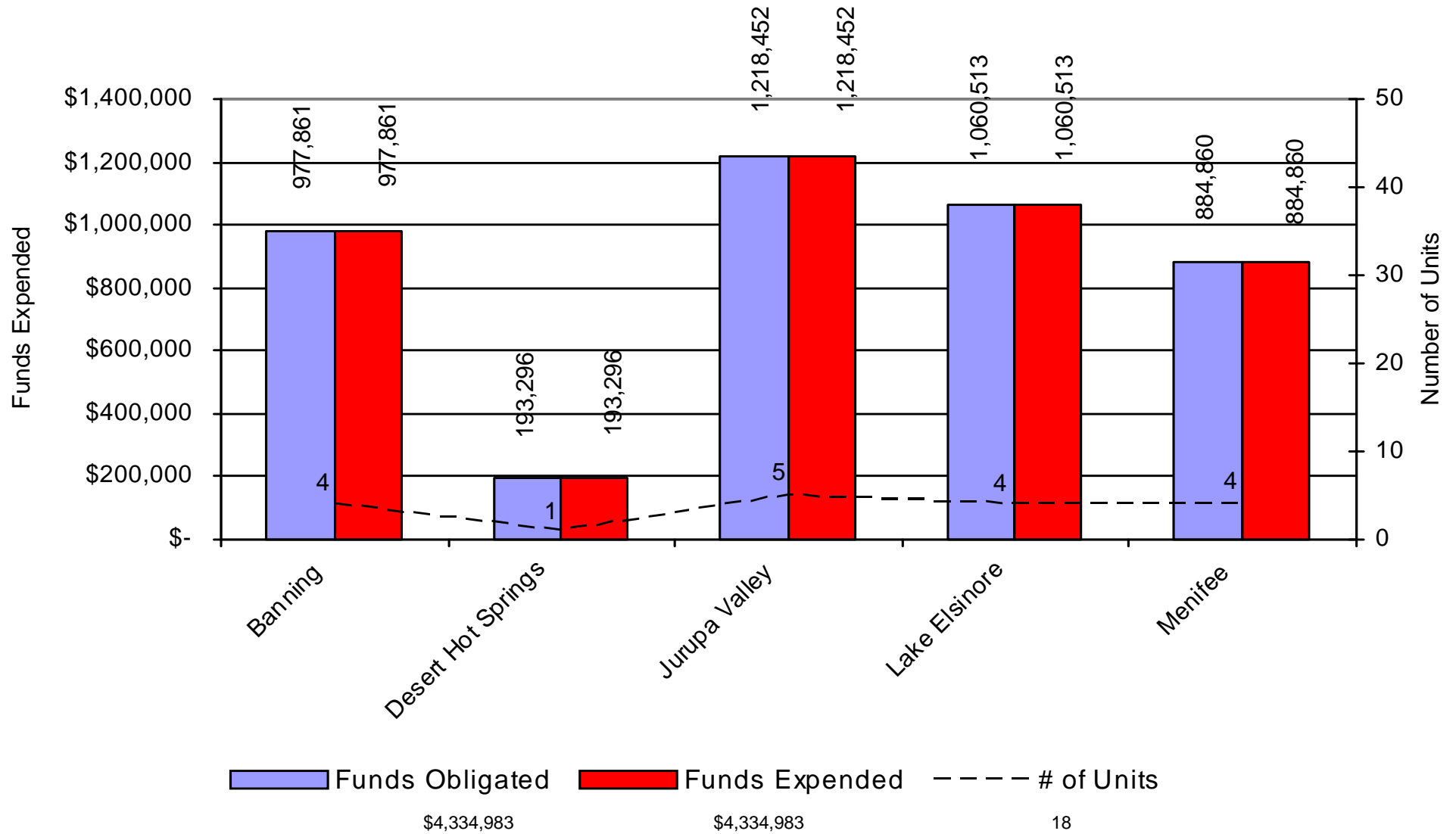
**Figure 12 - Total HOME Funds Expended Under the
First Time Home Buyer Program
in Cooperating Cities
for FY 2015 - 2016**



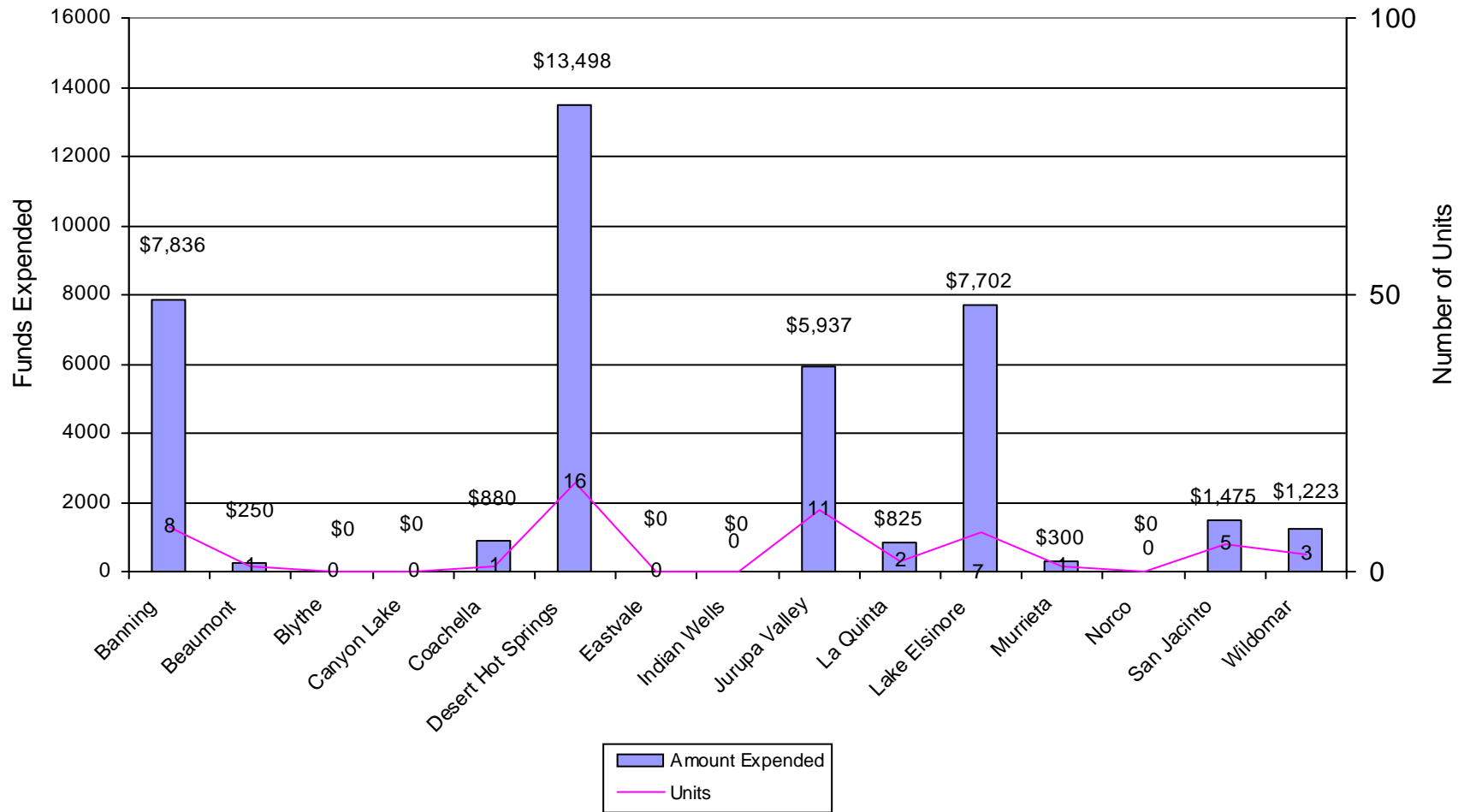
**Figure 13 - Total NSP Funds Expended for NSP-1 Projects
Within the City Limits
(including pending activities)
7/1/2015 - 6/30/2016**



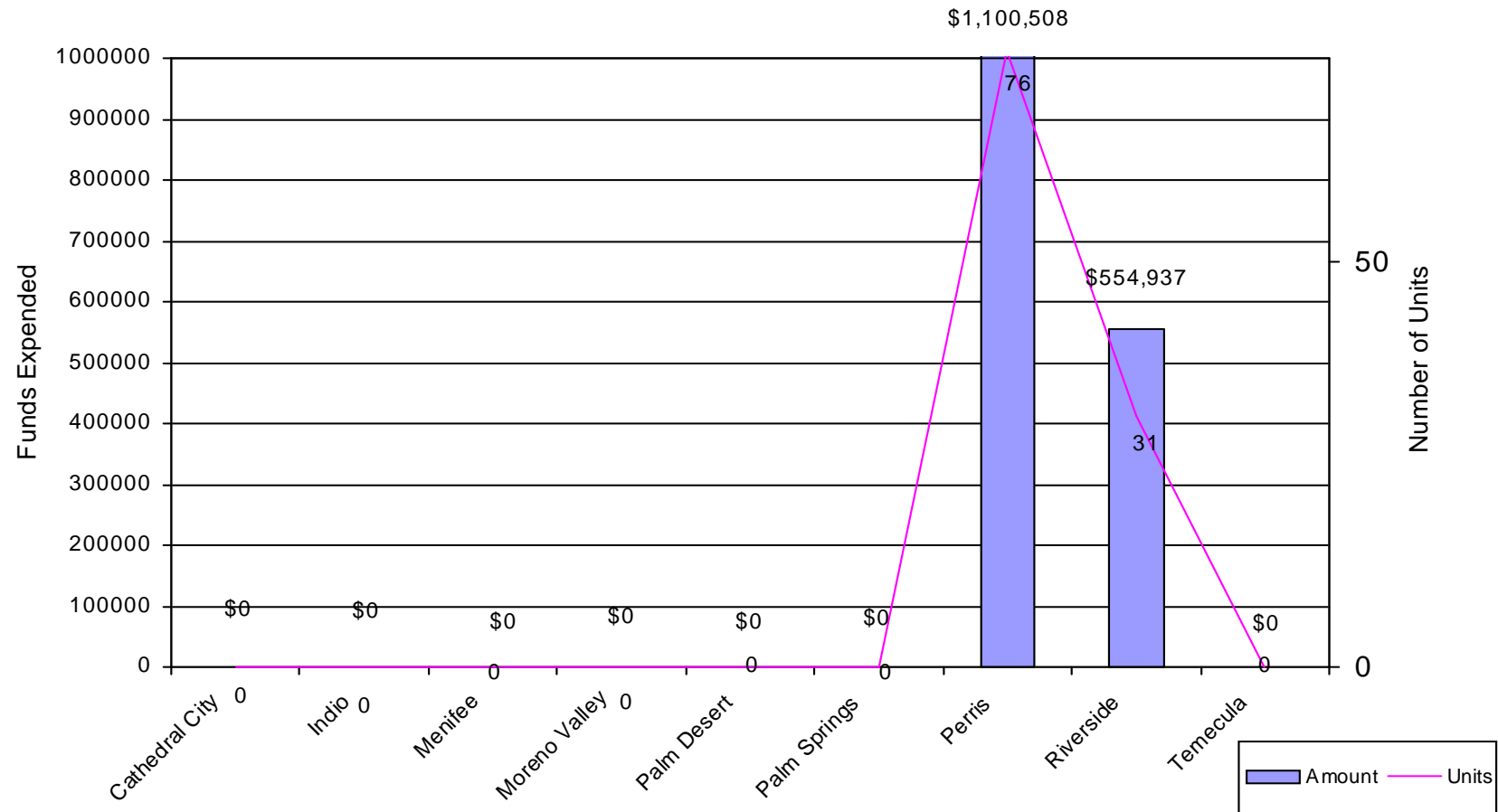
**Figure 14 - Total NSP Funds Expended for NSP-3 Projects
Within the City Limits
(including pending activities)
7/1/2015 - 6/30/2016**



**Figure 15 - Total HOME Funds Expended Under the
HOME Multi-Family Program
in Cooperating Cities
for FY 2015 - 2016**



**Figure 16 - Total HOME Funds Expended Under the HOME Multi-Family Program
in the Unincorporated Areas and NonCooperating Cities**
for FY 2015 - 2016



APPENDIX F

CAPER Section CR-35 Continued

Consolidated Annual Performance Evaluation Report

CR-35 - Other Actions 91.220(j)-(k); 91.320(i)-(j)

CONTINUED: Actions taken to develop institutional structure. 91.220(k); 91.320(j)

Through the Home Enhancement program, grants will assist low-income homeowners with exterior repair of stick-built, and modular (attached to private land) owner-occupied, single-family residences. Grants are for the cost of repairs relative to the health, safety, and Housing Quality Standards of a property as defined by US Department of Housing and Urban Development. Individual grants do not exceed the amount of \$25,000 per residential property. A total of two (2) applications have been approved and are in the pre-construction phase and an additional three (3) applications are pending approval.

Code Enforcement

The County continues to provide community Code Enforcement activities through the Code Enforcement Division, under the umbrella of the Transportation and Land Management Agency. This Division is responsible for inspections and enforcing County ordinances relating to public nuisances, zoning violations, and other issues relevant to the needs of the unincorporated communities. Code Enforcement currently uses CDBG funds to pay for costs associated with the enforcement of Riverside County code ordinances as these relate to unincorporated communities of Riverside County.

Code Enforcement is identified as a priority, especially in the lower-income and blighted target areas throughout the County. Code Enforcement implements their Community Impact Plans and addresses code violations based on priorities set by those code violations that pose a threat to public health and safety in deteriorated areas. Code enforcement together with public/private sector improvements are expected to reverse the decline in these areas.

Urban County Program Participants

The following cities participated in the County's 2015-16 CPD program and were responsible for delivering specific programs and activities in their communities:

- | | |
|--|------------|
| 1. City of Banning | District 5 |
| 2. City of Beaumont | District 5 |
| 3. City of Blythe | District 4 |
| 4. Canyon Lake | District 1 |
| 5. City of Coachella | District 4 |
| 6. City of Desert Hot Springs | District 4 |
| 7. City of Eastvale | District 2 |
| 8. City of Indian Wells | District 4 |
| 9. City of La Quinta | District 4 |
| 10. City of Lake Elsinore (Metro City) | District 1 |
| 11. City of Murrieta | District 3 |
| 12. City of Norco | District 2 |
| 13. City of San Jacinto | District 3 |
| 14. City of Wildomar | District 1 |

The City of Lake Elsinore chose to participate in the County's Urban County program as a Joint Metro City/Urban County participant. The City's allocation for 2015-16, as determined by HUD, was \$424,079 less twelve percent (12%) retained by the County for administering the City's CDBG program. Lake Elsinore funded eight (8) projects (including county-wide and Admin) for the 2015-16 program year and expended \$280,840. The activities included CDBG program administration, public service, public facility, and code enforcement.

Major Nonprofit Organizations

This section provides a sampling of the many non-profit organizations that provide viable and essential services to low-income residents.

Senior Services

Family Service Association of Western Riverside County
Murrieta Senior Center
Merit Housing

Youth Services

Boys & Girls Club of San Geronimo Pass
Valley-Wide Recreation and Park District
Assistance League of Temecula Valley

Homeless Services

Whiteside Manor
Roy's Desert Resource Center
Path of Life Ministries
United States Veteran Initiative
Foothill AIDS Project

Food Pantry's

Community Food Pantry of Murrieta
Family Service Association- Senior Nutrition program
Food in Need of Distribution (F.I.N.D.)
Helping Our People in Elsinore (H.O.P.E.)

Domestic Violence

Safe Alternatives for Everyone

Services for Abused and Neglected

Voices For Children
California Family Life Center

Health Related Services

Michelle's Place, Breast Cancer Resource Center
Martha's Village and Kitchen

These efforts bring more than just leveraged financial resources to a project; they provide additional

experience, knowledge, information, facilities, strategies, and other valuable resources. The County continues to encourage and support the formation of these joint efforts for projects and activities that create viable, self-sufficient communities; decent, affordable housing; a suitable living environment; and expanded economic development opportunities for low-income persons. The County values its partners and affiliated agencies and recognizes their vital contributions to improving the health and well-being of the entire community. Refer to attachment PR03 for specific details of these programs.

Consolidated Annual Performance Evaluation Report
CR-35 - Other Actions 91.220(j)-(k); 91.320(i)-(j)

CONTINUED: Actions taken to reduce the number of poverty-level families. 91.220(k); 91.320(j)

California Air Resources Board Southern California Consolidation Project

A Riverside County coalition of leaders attracted the California Air Resources Board's (CARB) Southern California Consolidation Project representing a \$366 million investment and 400 high-paying jobs. The endeavor to attract CARB to Riverside County required a coalition of local leaders, government agencies, and private sector community partners.

Small Business Assistance Programs

The Economic Development division partners with the Inland Empire, TriTech and Coachella Valley Small Business Development Centers to offer numerous consulting services to the County's business community. These organizations had the following economic impact:

Business Start-ups	49
Jobs Created	180
Jobs Retained	73
Total Economic Impact	\$16,623,733

Revolving Loan Program

In fiscal year 2015-16, EDA applied for and received a \$1.2 million Revolving Loan Fund grant from the U.S. Department of Commerce, Economic Development Administration to establish a small business loan fund program. This program will allow EDA to offer a much needed source of capital for small businesses that are growing and expanding in Riverside County.

Coachella Valley Small Business Development Center

In 2016, EDA applied to be the operator of the Coachella Valley Small Business Development Center (SBDC) on behalf of the U.S. Small Business Administration and SBDC Lead Center, Cal State Fullerton. As the successful applicant, EDA will receive over \$200,000 in annual funding to provide in-depth, high-quality assistance to small business owners and prospective small business owners in complex areas that require specialized expertise. These areas may include, but are not limited to: management, marketing, financing, accounting, strategic planning, regulation and taxation, capital formation, venture capital, procurement, human resource management, production, operations, economic and business data analysis, engineering, technology transfer, innovation and research, new product development, product analysis, plant layout and design, computer application, business law and referral, exporting, office

automation, site selection, or any other areas of assistance required to promote small business growth, expansion and productivity in the State.

County EGIS Subcommittee

The Economic Development division is a member of the County's EGIS subcommittee and is working to further the implementation of map-based and data driven tools into economic development efforts. Of particular note has been the deployment of story maps and map journals into the division's efforts.

Strategic Partnerships & Organizational Leadership

Riverside County's involvement has forged critical partnerships with internal and external partners that allow it to be on the forefront of economic development activity at the state and local level. Involvement in these organizations yields tremendous benefit to the county in the form of lead generation, policy formulation, and capacity building. Because of its expertise in Economic Development, EDA is frequently sought to participate in strategy development and planning with a number of statewide and local organizations.

Partners include:

- Governor's Office of Business and Economic Development
- California Association for Local Economic Development
- Inland Empire Economic Partnership
- Corporate Real Estate Network Southern California Chapter
- California Association for Local Economic Development
- Economic Development Corporation of Southwest California
- Coachella Valley Economic Partnership
- Inland Empire Economic Partnership
- Riverside County Innovation Alliance

East Valley Coalition

In 2015, the cities of Coachella, Indio, La Quinta and the County of Riverside formed a partnership in order to conduct regional economic development activities. The Coalition has defined measures and outcomes within a formalized structure. EDA manages markets and administers economic development programs and projects in the eastern Coachella Valley. Activities of the East Valley Coalition include:

- Serve as a clearinghouse for small business assistance to aid start-up and business expansion efforts;
- Assist with the coordination and targeting of available federal, state and local incentive and development programs;
- Provide technical assistance and relevant demographic data via the agency's Business Intelligence Team;
- Serve as a lead generation source for new business investment and primary source of contact for companies exploring the eastern Coachella Valley region;

Economic Development Capacity Building

The Division contributed over \$200,000 to the following regional and specialized agencies to provide additional programs and services that reinforce EDA's economic development objectives:

- Inland Empire Small Business Development Center
- Temecula Valley Wine Growers Association
- Temecula Valley Balloon & Wine Festival Association
- Coachella Valley Economic Partnership
- Tri-Tech Small Business Development Center
- Cal State San Bernardino Spirit of the Entrepreneur Awards
- Cal State San Bernardino Report on Business
- Inland Empire Economic Partnership
- University of California, Riverside Center for Economic Development and Innovation

The Riverside County Workforce Development Centers achieved the following in FY 2015-2016:

Job Seeker Services

- 20,279 new and returning job seekers were provided with employment and career services.
- 3,545 new and returning Veterans received job seeker services.
- 434 job seekers entered industry-related training.

Business Solutions

- 862 qualified candidates were hired by our business customers.
- 109 Hiring Incentive Program contracts were executed with businesses.

Youth Services

- 876 new and returning youth, ages 16-21, received long-term, comprehensive services including educational assistance and preparation for entering the workforce.
- 262 disconnected young adults, (ages 18 to 24) received intensive services in the @LIKE program from 7/1/15 to 6/30/16.

Two (2) **CDBG** funded Economic Development activities were undertaken in 2015-2016, two additional activities are currently underway. A total of \$54,685.96 was expended assisting 4 businesses.

APPENDIX G

CAPER Section CR-45 Continued

CR-45 - CDBG 91.520(c) CONTINUED

The following actions were taken in relation to substantial and minor amendments during the 2015-2016 program year, approved in the 2015-16 Substantial Amendments Five-Year Consolidated Plan/ 2015-2016 One Year Action Plan- Substantial Amendment-1 and 2015-16 Minor Amendment-1:

2015-2016 One Year Action Plan Amendments - Sections AP15, AP20/AP23, AP35/AP38, Appendix E

(\$350,000) - Reprogram funds from 1.76-15, IDIS# 5703; Decrease Public Facility SL-3; Amend AP-20,35
\$350,000 - Reprogram funds to *New Project* 1.77-15, Good Hope Park Improvements IDIS# 5795;
Increase Public Facility SL-3; Amend AP-20,35

(\$343,734) - Reprogram funds from 3.114-15, IDIS# 5710; Decrease Public Facility SL-3; Amend AP-20,35
(\$127,040) - Reprogram funds from 9.134-15, IDIS# 5777; Decrease Public Facility SL-3; Amend AP-20,35
(\$29,226) - Reprogram funds from Prior Year; Decrease Public Facility SL-3; Amend AP-15,20,35
\$500,000 - Reprogram to *New Project* 3.115-15, San Jacinto Parks Improvements IDIS# 5796; Increase
Public Facility SL-3; Amend AP-20,35

(\$50,000) - Reprogram funds from 9.134-15, IDIS# 5777; Decrease Public Facility SL-3; Amend AP-20,35
\$50,000 - Reprogram to *New Project* 3.116-15, FSA Senior Nutrition Program IDIS# 5801; Increase
Public Service SL-1; AP-20,35

(\$10,000) - Reprogram funds from 9.134-15, IDIS# 5777; Decrease Public Facility SL-3; Amend AP-20,35
\$10,000 - Reprogram to *New Project* 3.117-15, Valley Restart (Ride Home Program) IDIS# 5808;
Increase Public Service SL-1; AP-20,35

(\$25,000) - Reprogram funds from 4.190-15, IDIS# 5737; Decrease Public Facility SL-3; Amend AP-20,35
(\$175,000) - Reprogram funds from Prior Year; Decrease Public Facility SL-3; Amend AP-15,20,35
\$200,000 - Reprogram funds to *New Project* 4.191-15, North Shore Community Park IDIS# 5794;
Increase Public Facility SL-3; Amend AP-20,35

(\$125,000) - Reprogram funds from Prior Year; Decrease Public Facility SL-3; Amend AP-15,20,35
\$125,000 - Reprogram funds to *New Project* 5.80-15, March Field ADA project IDIS# 5785;
Increase Public Facility SL-1; Amend AP-20,35

(\$203,986) - Reprogram funds from 9.133-15, IDIS# 5776; Decrease Public Facility SL-3; Amend AP-20,35
(\$186,014) - Reprogram funds from Prior Year; Decrease Public Facility SL-3; Amend AP-15,20,35
\$390,000 - Reprogram funds to *New Project* 9.136-15, Good Hope Community Road Improvements
IDIS# 5805; Increase Public Facility SL-3; Amend AP-20,35

(\$16,947) - Reprogram funds from 9.134-15, IDIS# 5777; Decrease Public Facility SL-3; Amend AP-20,35

(\$108,053) - Reprogram funds from Prior Year; Decrease Public Facility SL-3; Amend AP-15,20,35
\$125,000 - Reprogram funds to *New Project 9.137-15, Ripley Waterway System Improvements* IDIS# 5809; Increase Public Facility SL-3; Amend AP-20,35

(\$21,000) - Reprogram funds from Prior Year; Decrease Public Facility SL-3; Amend AP-15,20,35
\$21,000 - Reprogram funds to *New Project 9.138-15, Mesa Verde Waterway System Improvements* IDIS# 5810; Increase Public Facility SL-3; Amend AP-20,35

(\$33,000) - Reprogram funds from Prior Year; Decrease Public Facility SL-3; Amend AP-15,20,35
\$33,000 - Reprogram funds to *New Project 9.139-15, Desert Center Waterway System Improvements* IDIS# 5811; Increase Public Facility SL-3; Amend AP-20,35

(\$160,000) - Reprogram funds from 3.SJ.04-15, IDIS# 5766; Decrease Public Facility SL-3; Amend AP-20,35
\$160,000 - Reprogram to *New Project 3.SJ.05-15, San Jacinto Code Enforcement* IDIS# 5831; Increase Code Enforcement; AP-20,35 (*2015-16 OYAP approved Back-up Project*)

4.BL.37-15, IDIS# 5745; Revise project description due to change in scope; Amend AP-35

Refer to appendix, Board of Supervisor approval for new projects added in 2015-2016.

APPENDIX H

ESG eCart Report

Combined Report

Q5. HMIS DQ & Participation

5a HMIS or Comparable Database Data

Quality

Q5a

Data Element	Client Doesn't Know/Refused	Data not Collected
First Name	0	0
Last Name	0	0
SSN	426	4
Date of Birth	0	2
Race	27	1
Ethnicity	6	0
Gender	0	0
Veteran Status	2	2
Disabling Condition	2	1
Residence Prior to Entry	1	13
Relationship to Head of Household	0	0
Destination	1179	12
Client Location for Project Entry	0	58
Length of Time on Street, ES or SH	0	0

Q6. Persons Served

6a. Report Validations Table

Q6a

a. Total number of persons served	3911
b. Number of Adults (age 18 or over)	2939
c. Number of Children (under age 18)	970
d. Number of persons with Unknown Age	2
e. Total Number of Leavers	3530
f. Total Number of Adult Leavers	2650
g. Total Number of Stayers	381
h. Total Number of Adult Stayers	289
i. Number of Veterans	188
j. Number of Chronically Homeless Persons	0
k. Number of Adult heads of Household	2846
l. Number of Child Head of Households	482
m. Number of Unaccompanied Youth Under age 25	768
n. Number of Parenting Youth under age 25 with Children	129

6b. Number of Persons Served

Q. 6b

	Total	a. Without Children	b. With Children and Adults	c. With Only Children	d. Unknown Household type
a. Adults	2939	2647	292	0	0
b. Children	970	0	488	481	0
c. Don't know/Refused	0	0	0	0	0
d. Information Missing	2	0	2	0	0
e. Total	3911	2648	782	481	0

Q7a. Persons Served**7a. Number of Households Served**

Q. 7a

	Total	a. Without Children	b. With Children and Adults	c. With Only Children	d. Unknown Household type
Total Households	5597	4769	258	570	0

Q7b. Point in Time Count on the Last Wednesday

Q. 7b

	Total	a. Without Children	b. With Children and Adults	c. With Only Children	d. Unknown Household type
January	216	153	48	15	0
April	259	199	47	13	0
July	228	186	31	11	0
October	227	172	47	8	0

Q9. Contacts and Engagements**Q9a. Number of Persons Contacted**

Q. 9a

	Total	a. First Contact was at a place not meant for Human Habitation	b. First Contact was at a Non-residential Service Setting	c. First Contact was at a Residential Service Setting	d. First Contact Place was Missing
a1. Contacted Once?	9	1	3	1	4
a2. Contacted 2-5 Times?	0	0	0	0	0
a3. Contacted 6-9 Times?	0	0	0	0	0
a4. Contacted 10 or More Times?	0	0	0	0	0
az. Total Persons Contacted	9	1	3	1	4

Q9b. Number of Persons Engaged **Q. 9b**

	Total	a. First Contact was at a place not meant for Human Habitation	b. First Contact was at a Non-residential Service Setting	c. First Contact was at a Residential Service Setting	d. First Contact Place was Missing
b1. Engaged After 1 Contact?	9	1	3	1	4
b2. Engaged After 2-5 Contacts?	0	0	0	0	0
b3. Engaged After 6-9 Contacts?	0	0	0	0	0
b4. Engaged After 10 or Contacts?	0	0	0	0	0
bz. Total Persons Engaged	5	1	3	1	0
c. Rate of Engagement (%)	9	1	3	1	4

Q10. Gender

10a. Gender of Adults

Q.10a

	Total	a. Without Children	b. With Children and Adults	c. Unknown Household Type
a. Male	1845	1766	79	0
b. Female	1088	875	213	0
c. Transgender Male to Female	4	4	0	0
d. Transgender Female to Male	2	2	0	0
e. Other	0	0	0	0
f. Don't know/Refused	0	0	0	0
g. Information Missing	0	0	0	0
h. Subtotal	2939	2647	292	0

10b. Gender of Children

Q.10b

	Total	a. Without Children	b. With Children and Adults	c. Unknown Household Type
a. Male	411	233	177	0
b. Female	558	255	303	0
c. Transgender Male to Female	0	0	0	0
d. Transgender Female to Male	1	0	1	0
e. Other	0	0	0	0
f. Don't know/Refused	0	0	0	0
g. Information Missing	0	0	0	0
h. Subtotal	970	488	481	0

Q10c. Gender of Persons Missing
Age Information
Q.10c

	Total	a .Without Children	b. With Children and Adults	c. With Only Children	d. Unknown Household Type
a. Male	0	0	0	0	0
b. Female	2	0	2	0	0
c. Transgender Male to Female	0	0	0	0	0
d. Transgender Female to Male	0	0	0	0	0
e. Other	0	0	0	0	0
f. Don't know/Refused	0	1	0	0	0
g. Information Missing	0	0	0	0	0
h. Subtotal	2	0	2	0	0

Q10d. Gender by Age Ranges
Q.10d

	Total	a. Under Age 18	b. Age 18-24	c. Age 25-61	d . Age 62 and Over	e. Client Doesn't Know/Refused	f. Data not Collected
a. Male	2256	411	213	1497	135	0	0
b. Female	1648	558	112	912	64	0	2
c. Transgender Male to Female	4	0	1	2	1	0	0
d. Transgender Female to Male	3	1	1	1	0	0	0
e. Other	0	0	0	0	0	0	0
f. Don't know/Refused	0	0	0	0	0	0	0
g. Information Missing	0	0	0	0	0	0	0
h. Total	3911	970	327	2412	200	0	2

Q.11 Age
Q.11

	Total	a .Without Children	b. With Children and Adults	c. With Only Children	d. Unknown Household Type
a. Under 5	17	0	170	1	0
b. 5-12	249	0	234	15	0
c. 13-17	550	0	84	465	0
d. 18-24	325	292	33	0	0
e. 25-34	683	571	112	0	0
f. 35-44	608	504	104	0	0
g. 45-54	746	714	32	0	0
h. 55-61	376	368	8	0	0
i. 62+	201	198	3	0	0
j. Don't Know/Refused	0	0	0	0	0
k. Information Missing	2	0	2	0	0
l. Total	3911	2648	782	481	0

Q12. Race & Ethnicity**12a. Race****Q.12a**

	Total	a .Without Children	b. With Children and Adults	c. With Only Children	d. Unknown Household Type
a. White	2731	1994	470	267	0
b. Black or African-American	739	446	213	80	0
c. Asian	30	29	1	0	0
d. American Indian or Alaska Native	192	78	32	82	0
e. Native Hawaiian/Pacific Islander	40	18	8	14	0
f. Multiple Races	151	61	53	37	0
g. Don't Know/Refused	27	21	5	1	0
h. Information Missing	1	1	0	0	0
i. Total	3911	2648	782	481	0

12b. Ethnicity**Q.12b**

	Total	a .Without Children	b. With Children and Adults	c. With Only Children	d. Unknown Household Type
a. Non-Latino/Non-Hispanic	2390	1804	382	211	0
b. Hispanic/Latino	1515	842	410	269	0
c. Don't Know/Refused	6	5	0	1	0
d. Information Missing	0	0	0	0	0
e. Total	3911	2651	792	481	0

Q13 Physical and Mental Health Conditions**13a1. Physical and Mental Health****Conditions at Entry****Q.13a1**

	Total Persons	a .Without Children	b. With Children and Adults	c. With Only Children	d. Unknown Household Type
a. Mental Illness	1048	909	69	70	0
b. Alcohol Abuse	192	170	3	19	0
c. Drug Abuse	604	473	54	77	0
d. Both Alcohol & Drug Abuse	378	282	11	85	0
e. Chronic Health Condition	799	701	72	26	0
f. HIV/AIDS & Related Diseases	91	83	8	0	0
g. Developmental Disability	213	175	24	14	0
h. Physical Disability	635	588	41	6	0

13b1. Physical and Mental Health
Conditions of Leavers
Q.13b1

	Total Persons	a .Without Children	b. With Children and Adults	c. With Only Children	d. Unknown Household Type
a. Mental Illness	920	795	60	65	0
b. Alcohol Abuse	171	151	4	16	0
c. Drug Abuse	549	432	43	74	0
d. Both Alcohol & Drug Abuse	344	259	7	78	0
e. Chronic Health Condition	678	591	63	24	0
f. HIV/AIDS & Related Diseases	80	71	9	0	0
g. Developmental Disability	185	153	19	13	0
h. Physical Disability	544	503	35	6	0

13c1. Physical and Mental Health
Conditions of Stayers
Q.13c1

	Total Persons	a .Without Children	b. With Children and Adults	c. With Only Children	d. Unknown Household Type
a. Mental Illness	0	0	0	0	0
b. Alcohol Abuse	0	0	0	0	0
c. Drug Abuse	0	0	0	0	0
d. Both Alcohol & Drug Abuse	0	0	0	0	0
e. Chronic Health Condition	0	0	0	0	0
f. HIV/AIDS & Related Diseases	0	0	0	0	0
g. Developmental Disability	0	0	0	0	0
h. Physical Disability	0	0	0	0	0

Q14. Domestic Violence
14a. Persons with Domestic Violence
History
Q.14a

	Total Persons	a .Without Children	b. With Children and Adults	c. With Only Children	d. Unknown Household Type
a. Yes	639	451	83	105	0
b. No	2640	2144	208	288	0
c. Don't Know/Refused	13	10	0	3	0
d. Information Missing	129	43	1	85	0
e. Total	3421	2648	292	481	0

14b. Persons Fleeing Domestic Violence
Q.14b

	Total Persons	a .Without Children	b. With Children and Adults	c. With Only Children	d. Unknown Household Type
a. Yes	98	74	11	13	0
b. No	384	246	55	83	0
c. Don't Know/Refused	1	1	0	0	0
d. Information Missing	156	130	17	9	0
e. Total	639	451	83	105	0

Q15. Residence Prior to Project Entry

Q.15

	Total Persons	a .Without Children	b. With Children and Adults	c. With Only Children	d. Unknown Household Type
a. Homeless Situations					
a1. Emergency Shelter	408	338	60	10	0
a2. Transitional Housing for Homeless Persons	117	107	9	1	0
a3. Place not Meant for Human Habitation	1230	1118	75	37	0
a4. Safe Haven	6	5	1	0	0
az. Total	1761	1568	145	48	0
b. Institutional Settings					
b1. Psychiatric Facility	56	49	0	7	0
b2. Substance Abuse or Detox Center	80	77	2	1	0
b3. Hospital (non-psychiatric)	74	72	0	2	0
b4. Jail, Prison or Juvenile Detention	161	156	0	5	0
b5. Foster Care Home/Group Home	72	2	0	70	0
b6. Long-Term Care Facility/Nursing Home	2	2	0	0	0
b7. Residential Project/Halfway House with no Homeless Criteria	7	6	1	0	0
bz. Total	452	364	3	85	0
c. Other Locations					
co1. PH for Homeless Persons	12	11	1	0	0
co2. Owned by Client, no Subsidy	16	15	1	0	0
co3. Owned by Client, with Subsidy	7	7	0	0	0
co.4 Rental by Client, no Subsidy	130	85	45	0	0
co5. Rental by Client w/ VASH Subsidy	3	3	0	0	0
co6. Rental by Client w/ GPD TIP Subsidy	2	2	0	0	0
co7. Rental by Client w/ Other Subsidy	13	11	2	0	0
co8. Hotel/Motel Paid by Client	114	84	28	2	0
co9. Staying/Living w/ Friend(s)	277	203	32	42	0
c10. Staying/Living w/ Family	618	281	35	302	0
c11. Other	8	8	0	0	0
c12. Don't Know/Refused	1	0	0	1	0
c13. Information Missing	7	6	0	1	0
cz. Total	1208	716	144	348	0
d. Total	3421	2648	292	481	0

Q20. Non-Cash Benefits**Q20a. Types of Non-Cash Benefit****Source****Q.20a**

	At Entry	At Latest Annual Assessment for Stayers	At Exit for Leavers
a. Supplemental Nutritional Assistance Program	0	0	0
b. WIC	0	0	0
c. TANF Child Care Services	0	0	0
d. TANF Transportation Services	0	0	0
e. Other TANF-Funded Services	0	0	0
f. Other Source	0	0	0

Q21. Health Insurance**Q.21**

	At Entry	At Latest Annual Assessment for Stayers	At Exit for Leavers
a. MEDICAID Health Insurance	1097	3	59
b. MEDICARE Health Insurance	224	0	28
c. State Children's Health Insurance	121	0	9
d. VA Medical Services	0	0	0
e. Employer Provided Health Insurance	15	0	1
f. Health Insurance Through COBRA	0	0	0
g. Private Pay Health Insurance	80	0	6
h. State Health Insurance for Adults	449	0	33
i. No Health Insurance	976	0	815
j. Client Doesn't Know/Refused	31	0	27
k. Data not Collected	11	0	152
l. Number of Adult Stayers Not Yet required to Have an Annual Assessment	0	381	0
m. 1 Source of Health Insurance	1913	3	135
n. More than 1 Source of Health Insurance	53	0	1

Q22. Length of Participation**Q22a2. Length of Participation -
ESG Projects****Q.22a2**

	Total	Leavers	Stayers
a. 0-7 Days	1810	1729	81
b. 8-14 Days	421	376	45
c. 15-21 Days	309	280	29
d. 22-30 Days	252	210	42
e. 31-60 Days	405	344	61
f. 61-90 Days	292	240	52
g. 91-180 Days	285	245	40
h. 181-365 Days	134	103	31
i. 366-730 Days (1-2 Years)	3	3	0
j. 731-1095 Days (2-3 Years)	0	0	0
k. 1096-1460 Days (3-4 Years)	0	0	0
l. 1461-1825 Days (4-5 Years)	0	0	0
m. More than 1825 Days (> 5 Years)	0	0	0
n. Information Missing	0	0	0
o. Total	3911	3530	381

**Q22c. RRH Length of Time between
Project Entry Date and Residential
Move-in Date****Q.22c**

	Total	a. Without Children	b. With Children and Adults	c. With Only Children	d. Unknown Household Type
a. 0-7 Days	2	0	2	0	0
b. 8-14 Days	3	0	3	0	0
c. 15-21 Days	0	0	0	0	0
d. 22-30 Days	2	2	0	0	0
e. 31-60 Days	5	0	5	0	0
f. 61-180 Days	0	0	0	0	0
g. 181-365 Days	0	0	0	0	0
h. 366-730 Days (1-2 Years)	0	0	0	0	0
i. Data Not Collected	13	8	5	0	0
j. Total	25	10	15	0	0

Q22d. Length of Participation by Household Type

Q.22d

	Total	a. Without Children	b. With Children and Adults	c. With Only Children	d. Unknown Household Type
a. 0-7 Days	1810	1370	155	285	0
b. 8-14 Days	421	283	72	66	0
c. 15-21 Days	309	165	52	92	0
d. 22-30 Days	252	172	49	31	0
e. 31-60 Days	405	244	154	7	0
f. 61-90 Days	292	205	87	0	0
g. 91-180 Days	285	151	134	0	0
h. 181-365 Days	134	55	79	0	0
i. 366-730 Days (1-2 Years)	3	3	0	0	0
j. 731-1095 Days (2-3 Years)	0	0	0	0	0
k. 1096-1460 Days (3-4 Years)	0	0	0	0	0
l. 1461-1825 Days (4-5 Years)	0	0	0	0	0
m. More than 1825 Days (> 5 Years)	0	0	0	0	0
n. Information Missing	0	0	0	0	0
o. Total	3911	2648	782	481	0

Q23. Exit Destination - More Than 90 Days

Q.23

a. Permanent Destination	Total	a. Without Children	b. With Children and Adults	c. With Only Children	d. Unknown Household Type
a. Permanent Destination					
a01. Moved from one HOPWA Funded Project to HOPWA PH	0	0	0	0	0
a02. Owned by Client, no ongoing Subsidy	0	0	0	0	0
a03. Owned by Client with ongoing Subsidy	0	0	0	0	0
a04. Rental by Client, no ongoing Subsidy	8	0	8	0	0
a05. Rental by Client, VASH Subsidy	0	0	0	0	0
a06. Rental by Client with GPD TIP Housing Subsidy	0	0	0	0	0
a07. Rental by Client, other ongoing Subsidy	2	0	2	0	0
a08. Permanent Housing for Homeless Persons	0	0	0	0	0
a09. Staying/Living w/ Family, Permanent Tenure	0	0	0	0	0
a10. Staying/Living/ Friends, Permanent Tenure	0	0	0	0	0
az. Total	10	0	10	0	0

b. Temporary Destinations	Total	a. Without Children	b. With Children and Adults	c. With Only Children	d. Unknown Household Type
b1. Emergency Shelter	2	0	2	0	0
b2. Moved from one HOPWA Funded Project to HOPWA PH	0	0	0	0	0
b3. Transitional Housing for Homeless Persons	0	0	0	0	0
b4. Staying w/ Family, Temporary Tenure	0	0	0	0	0
b5. Staying w/ Friends, Temporary Tenure	0	0	0	0	0
b6. Place not Meant for Human Habitation	0	0	0	0	0
b7. Safe haven	0	0	0	0	0
b8. Hotel/Motel Paid by Client	3	0	3	3	0
bz Total	5	0	5	0	0
c. Institutional Settings					
c1. Foster Care Home/Group Home	0	0	0	0	0
c2. Psychiatric Hospital/other Psychiatric Facility	0	0	0	0	0
c3. Substance Abuse Treatment Facility/Detox Center	0	0	0	0	0
c4. Hospital/other Residential non-psychiatric Medical Facility	0	0	0	0	0
c5. Jail/Prison/Juvenile Detention Facility	0	0	0	0	0
c6. Long Term Care Facility/Nursing Home	0	0	0	0	0
cz Total	0	0	0	0	0
d. Other Destinations					
d1. Residential Project/Halfway House w/ no Homeless Criteria	0	0	0	0	0
d2. Deceased	0	0	0	0	0
d3. Other	0	0	0	0	0
d4. Don't know/Refused	0	0	0	0	0
d5. Information Missing	0	0	0	0	0
dz. Total	0	0	0	0	0
e. Total	15	0	15	0	0

Q23a. Exit Destination - All Persons Q.23a

	Total	a .Without Children	b. With Children and Adults	c. With Only Children	d. Unknown Household Type
a. Permanent Destination					
a01. Moved from one HOPWA Funded Project to HOPWA PH	0	0	0	0	0
a02. Owned by Client, no ongoing Subsidy	3	1	2	0	0
a03. Owned by Client with ongoing Subsidy	1	0	1	0	0
a04. Rental by Client, no ongoing Subsidy	319	115	204	0	0
a05. Rental by Client, VASH Subsidy	9	9	0	0	0
a06. Rental by Client with GPD TIP Housing Subsidy	1	1	0	0	0
a07. Rental by Client, other ongoing Subsidy	81	9	72	0	0
a08. Permanent Housing for Homeless Persons	10	10	0	0	0
a09. Staying/Living w/ Family, Permanent Tenure	421	97	94	230	0
a10. Staying/Living w/ Friends, Permanent Tenure	69	55	14	0	0
az. Total	914	297	387	230	0
b. Temporary Destinations	Total	a .Without Children	b. With Children and Adults	c. With Only Children	d. Unknown Household Type
b1. Emergency Shelter	274	234	37	3	0
b2.Moved from one HOPWA Funded Project to HOPWA PH	0	0	0	0	0
b3. Transitional Housing for Homeless Persons	27	19	8	0	0
b4. Staying w/ Family, Temporary Tenure	226	135	21	70	0
b5. Staying w/ Friends, Temporary Tenure	145	126	15	4	0
b6. Place not Meant for Human Habitation	218	187	15	16	0
b7. Safe haven	5	3	2	0	0
b8. Hotel/Motel Paid by Client	307	260	47	0	0
bz Total	1202	964	145	93	0
c. Institutional Settings					
c1. Foster Care Home/Group Home	122	1	4	117	0
c2. Psychiatric Hospital/other Psychiatric Facility	20	12	0	8	0
c3. Substance Abuse Treatment Facility/Detox Center	25	18	6	1	0
c4. Hospital/other Residential non-psychiatric Medical Facility	16	14	0	2	0
c5. Jail/Prison/Juvenile Detention Facility	7	5	0	2	0
c6. Long Term Care Facility/Nursing Home	8	7	1	0	0
cz Total	198	57	11	130	0

d. Other Destinations	Total	a .Without Children	b. With Children and Adults	c. With Only Children	d. Unknown Household Type
d1. Residential Project/Halfway House w/ no Homeless Criteria	6	4	0	2	0
d2. Deceased	1	1	0	0	0
d3. Other	59	47	7	5	0
d4. Don't know/Refused	1008	927	77	4	0
d5. Information Missing	120	98	18	4	0
dz. Total	1194	1077	102	15	0
e. Total	3508	2395	645	468	0

Q23b. Homeless Prevention

Housing Assessment at Exit

Q.23b

	Total	a .Without Children	b. With Children and Adults	c. With only Children	d. Unknown Household Type
a. Able to Maintain Housing had at Project Entry, w/out a Subsidy	67	23	44	0	0
b. Able to Maintain Housing had at Project Entry-With Subsidy had at Project Entry	0	0	0	0	0
c. Able to Maintain housing had at Project Entry-With on-going subsidy acquired since Project Entry	0	0	0	0	0
d. Able to Maintain Housing had at Project Entry-Only with Financial Assistance other than subsidy	0	0	0	0	0
e. Moved to New Housing Unit-With ongoing Subsidy	0	0	0	0	0
f. Moved to New Housing Unit-w/out ongoing Subsidy	0	0	0	0	0
g. Moved in w/Family/Friends on a Temporary Basis	0	0	0	0	0
h. Moved in w/Family/Friends on a Permanent Basis	0	0	0	0	0
i. Moved to Transitional/Temporary Housing Facility/Program	0	0	0	0	0
j. Client became Homeless-Moving to a Shelter/Place Unfit for Human Habitation	5	0	5	0	0
k. Client went to Jail/Prison	1	0	1	0	0
l. Client Died	0	0	0	0	0
m. Client Doesn't Know/Refused	0	0	0	0	0
n. Data Not Collected (no exit interview completed)	3	1	2	0	0
o. Total	76	24	52	0	0

Q24. Exit Destination - 90 Days or Less

Q.24

	Total	a .Without Children	b. With Children and Adults	c. With Only Children	d. Unknown Household Type
a. Permanent Destination					
a01. Moved from one HOPWA Funded Project to HOPWA PH	0	0	0	0	0
a02. Owned by Client, no ongoing Subsidy	0	0	0	0	0
a03. Owned by Client with ongoing Subsidy	0	0	0	0	0
a04. Rental by Client, no ongoing Subsidy	21	0	0	0	0
a05. Rental by Client, VASH Subsidy	0	0	0	0	0
a06. Rental by Client with GPD TIP Housing Subsidy	1	0	0	0	0
a07. Rental by Client, other ongoing Subsidy	6	0	0	0	0
a08. Permanent Housing for Homeless Persons	4	0	0	0	0
a09. Staying/Living w/ Family, Permanent Tenure	98	0	0	0	0
a10. Staying/Living w/ Friends, Permanent Tenure	10	0	0	0	0
az. Total					
b. Temporary Destinations	Total	a .Without Children	b. With Children and Adults	c. With Only Children	d. Unknown Household Type
b1. Emergency Shelter	67	0	0	0	0
b2.Moved from one HOPWA Funded Project to HOPWA PH	0	0	0	0	0
b3. Transitional Housing for Homeless Persons	3	0	0	0	0
b4. Staying w/ Family, Temporary Tenure	30	0	0	0	0
b5. Staying w/ Friends, Temporary Tenure	40	0	0	0	0
b6. Place not Meant for Human Habitation	40	0	0	0	0
b7. Safe haven	1	0	0	0	0
b8. Hotel/Motel Paid by Client	137	0	0	0	0
bz Total	318	0	0	0	0
c. Institutional Settings					
c1. Foster Care Home/Group Home	21	0	0	0	0
c2. Psychiatric Hospital/other Psychiatric Facility	9	0	0	0	0
c3. Substance Abuse Treatment Facility/Detox Center	5	0	0	0	0
c4. Hospital/other Residential non-psychiatric Medical Facility	5	0	0	0	0
c5. Jail/Prison/Juvenile Detention Facility	3	0	0	0	0
c6. Long Term Care Facility/Nursing Home	0	0	0	0	0
cz Total	43	0	0	0	0

Q.24

d. Other Destinations	Total	a .Without Children	b. With Children and Adults	c. With Only Children	d. Unknown Household Type
d1. Residential Project/Halfway House w/ no Homeless Criteria	0	0	0	0	0
d2. Deceased	0	0	0	0	0
d3. Other	17	0	0	0	0
d4. Don't know/Refused	79	0	0	0	0
d5. Information Missing	100	0	0	0	0
dz. Total	196	0	0	0	0
e. Total	697	0	0	0	0

25a. Number of Veterans

Q.25a

	Total	a .Without Children	b. With Children and Adults	d. Unknown Household Type
a. Chronically Homeless Veteran	34	34	0	0
b. Non-Chronically Homeless Veteran	154	145	9	0
c. Not a Veteran	2747	2464	283	0
d. Don't know/Refused	2	2	0	0
e. Data Not Collected	2	2	0	0
f. Total	2939	2647	292	0

Q26b. Number of Chronically Homeless Persons by Household

Q.26b

	Total	a .Without Children	b. With Children and Adults	c. With Only Children	d. Unknown Household Type
a. Chronically Homeless	508	475	30	3	0
b. Non-Chronically Homeless	3403	2173	752	478	0
c. Don't know/Refused	0	0	0	0	0
d. Data Not Collected	0	0	0	0	0
e. Total	3911	2648	782	481	0