RIVERSIDE COUNTY
ECONOMIC DEVELOPMENT AGENCY

CONSOLIDATED ANNUAL PERFORMANCE
AND
EVALUATION REPORT
(CAPER)

COMMUNITY PLANNING AND DEVELOPMENT PROGRAMS
COMMUNITY DEVELOPMENT BLOCK GRANT
EMERGENCY SOLUTIONS GRANT
HOME INVESTMENT PARTNERSHIP PROGRAM

JULY 1, 2014 - JUNE 30, 2015

COUNTY OF RIVERSIDE
EDA
ECONOMIC DEVELOPMENT AGENCY

PREPARED BY THE COMMUNITY SERVICES DIVISION
WWW.RIVCOEDA.ORG

County of Riverside

Consolidated Annual Performance Evaluation Report

Program Year 2014-2015

Table of Contents

Section **Page**

CR-05 - Goals and Outcomes.....1

Table 1 - Accomplishment - Program Year & Strategic Plan to Date.....8

CR-10 - Racial and Ethnic composition of families assisted.....12

Table 2 - Table of assistance to racial and ethnic populations by source of funds.....12

CR-15 - Resources and Investments 91.520(a).....14

Table 3 - Resource Made Available.....14

Table 4 - Identify the geographic distribution and location of investments.....15

Table 5 - Fiscal Year Summary - HOME Match Report.....18

Table 6 - Match Contribution for the Federal Fiscal Year.....19

Table 7 - Program Income.....19

Table 8 - Minority Business and Women Business Enterprises.....20

Table 9 - Minority Owners of Rental Property.....20

Table 10 - Relocation and Real Property Acquisition.....21

CR-20 - Affordable Housing 91.520(b).....22

Table 11 - Number of Households.....22

Table 12 - Number of Households Supported.....22

Table 14 - Number of Persons Served.....23

CR-25 - Homeless and Other Special Needs 91.220(d, e); 91.320(d, e); 91.520(c).....24

CR-30 - Public Housing 91.220(h); 91.320(j)……30

CR-35 - Other Actions 91.220(j)-(k); 91.320 (i) -(j)……32

CR-40 - Monitoring 91.220 and 91.230……45

Citizen Participation Plan 91.105(d); 91.115(d)……47

CR-45 - CDBG 91.520(c)……48

CR-50 - HOME 91.520(d)……49

CR-60 - ESG 91.520(g) (ESG Recipients only)……54

CR-65 - Persons Assisted……59

Table 15 - Household Information for Homeless Prevention Activities……59

Table 16 - Household Information for Rapid Re-Housing Activities……59

Table 17 - Shelter Information……59

Table 18 - Household Information for Street Outreach……60

Table 19 - Household Information for Persons Served with ESG……60

Table 20 - Gender Information……60

Table 21 - Age Information……61

Table 22 - Special Population Served……61

CR-65 – ESG Data Collection……62

CR-70 – ESG 91.520(g) - Assistance Provided and Outcomes……63

Table 23 - Shelter Capacity……63

CR-75 – Expenditures……64

Table 24 - ESG Expenditures for Homelessness Prevention……64

Table 25 - ESG Expenditures for Rapid Re-Housing……64

Table 26 - ESG Expenditures for Emergency Shelter……64

Table 27 - Other Grant Expenditures……65

Table 28 - Total ESG Funds Expended……65

Table 29 - Other Funds Expended on Eligible ESG Activities.....65

Table 30 - Total Amount of Funds Expended on ESG Activities.....65

CR-75 - Narrative.....65

APPENDIX A - Report 4949.3 CDBG, ESG, AND HOME, PR26, and HOME MATCH

APPENDIX B - CDBG Activity Summary Report - PR03

APPENDIX C - IDIS Reports
PR03 - BOSMAC Report (Summary of CDBG Activities)
PR07 - HOME Drawdown Report
PR10 - CDBG Housing Activities
PR15 - Cost Per Home Assisted Unit/Family
PR16 - HOME Lower Income Benefit
PR23 - Summary of Accomplishments Reports (CDBG/HOME)
PR25 - Status of CHDO Funds by Fiscal Year
PR33 - HOME Matching Liability Report
PR50 - Grantee CDBG Expenditure Report
PR51 - Grantee CDBG Accomplishment Report
PR83 - CDBG Performance Measurements Report (Sections 1-3)
PR85 - Housing Performance Report
PR91 - ESG Financial Summary

APPENDIX D - Public Notice/Proof of Publication, Substantial Amendments to the 2014-2015 OYAP, and County Map

APPENDIX E - CDBG Tables 1-4 and HOME Figures 1-16

CR-05 - Goals and Outcomes

Progress the jurisdiction has made in carrying out its strategic plan and its action plan. 91.520(a)

This could be an overview that includes major initiatives and highlights that were proposed and executed throughout the program year.

The program year 2014-2015 County of Riverside Consolidated Annual Performance and Evaluation Report (CAPER) reports on the County's performance and accomplishments relative to achieving its goals and objectives in the first year of its Five-Year 2014-2019 Consolidated Plan (CP). The CAPER describes and evaluates how Community Development Block Grant (CDBG), HOME Investment Partnerships (HOME), and Emergency Solutions Grant (ESG) funds, received from the U.S. Department of Housing and Urban Development (HUD), were expended to meet the CP five-year strategic goals for the reporting period July 1, 2014 to June 30, 2015.

Below is a summary of investments and achievements the County made in Program Year 2014-2015:

CDBG Accomplishments:

- A total of fifty-three (53) public facility/infrastructure projects were underway in program year 2014-15, of those, nineteen (19) were completed, and thirty-four (34) are still underway. These projects included ADA accessibility improvements, streets, curbs, gutters, sidewalks, parks/recreational facilities, and community and handicapped center improvements. A total of $4,680,858 was expended for these projects. (F.H. project $12,684 included below in F.H expenditures).
- Three (3) interim assistance projects were underway and three (3) were completed expending a total of $703,667.
- Of the six (6) code enforcements projects that were underway six (6) were completed. A total of $832,482 was expended.
- A total of forty-six (46) public service projects were undertaken and completed in program year 2014-15. Public services included senior services, health/ mental health services, handicapped services, homeless shelters and programs, substance abuse services, services for battered/abused spouses, childcare services and youth services. A total of $1,052,077 was expended.
- Three (3) Economic Development projects were underway, one (1) was completed expending a total of $12,500.
- A total of five (5) housing projects were undertaken to improve the conditions of substandard housing for low-income homeowners, seniors, and disabled persons. One (1) project was completed with $33,073 expended.
- Two (2) projects, administration and public facility, were under taken to affirmatively further fair housing; a total of $146,876 was expended.

OMB Control No: 2506-0117 (exp. 07/31/2015)

HOME Accomplishments:
The County of Riverside administers the HOME Program throughout the unincorporated areas of the County and participating cities. A total of $2,700,500 in HOME funding was utilized to:

- Provide homeownership opportunities for first-time homebuyers and for the low- and moderate-income community;
- Improve the conditions of substandard existing rental housing affordable to low-income families;
- Address farm worker and migrant farm worker housing needs;
- Expand the affordable rental housing stock for low-income and special needs households; and
- Provide shelter to the homeless through rental assistance.

ESG Accomplishments:
In program year 2014-2015, the County allocated funding to thirteen (13) subrecipients to deliver shelter, outreach, homelessness prevention, and rapid re-housing programs and services for persons either at-risk of, or experiencing, homelessness. A total of $668,673 was expended. For further accomplishment information, refer to ESG section CR-60-75.

The following table is a condensed summary of activities undertaken and accomplishments represented by number of units (e.g., housing units, persons assisted, businesses assisted, etc.), outlining the expected strategic goals and progress towards meeting these goals set forth in the Five Year CP and Annual OYAP. The table has been revised to reflect actual outcomes from the IDIS accomplishment screens, IDIS PR23 and PR03 reports, and HMIS.

OMB Control No: 2506-0117 (exp. 07/31/2015)

Comparison of the proposed versus actual outcomes for each outcome measure submitted with the consolidated plan and explain, if applicable, why progress was not made toward meeting goals and objectives. 91.520(g)

Categories, priority levels, funding sources and amounts, outcomes/objectives, goal outcome indicators, units of measure, targets, actual outcomes/outputs, and percentage completed for each of the grantee's program year goals.

Goal	Category	Proposed Source/Amount	Indicator	Unit of Measure	Expected – Strategic Plan	Actual – Strategic Plan	Percent Complete	Expected – Program Year *(CDBG- Varies from proposed OYAP due to canceled/revised activities)*	Actual – Program Year *(CDBG- Refer to IDIS PR03 Report)*	Percent Complete
Acquisition of Real Property	Acquisition of Real Property	CDBG: 5 Year-$200,000 2014/15- $0	Other	Other	1	0	0.00%	0	0	
Address Farmworker Housing Needs	Affordable Housing	HOME: 5 Year- $1,000,000 2014/15- $0	Rental units constructed	Household Housing Unit	11	0	0.00%	0	0	

OMB Control No: 2506-0117 (exp. 07/31/2015)

Administration	Administration	CDBG: 5 Year- $7,240,000 2014/15- $1,488,519 HOME: 5 Year-$979,270 2014/15- $177,454 ESG: 5 Year- $218,500 2014/15- $43,748	Other	Other	0	0		0	0	
CHDO Set side	Affordable Housing	HOME: 5 Year- $1,255,115 2014/15- $266,183	Rental units constructed	Household Housing Unit	5	0	0.00%	5	0	0.00%
Clearance and Demolition	Clearance and Demolition	CDBG: 5 Year- $10,000 2014/15- $0	Other	Other	1	0	0.00%	0	0	
Code Enforcement - SL-3	Code Enforcement	CDBG: 5 Year- $2,000,000 2014/15- $664,387	Other	Other	817475	151374	18.52%	97720	151374	154.91%
Economic Development - EO-1	Non-Housing Community Development Economic Development-Businesses/jobs	CDBG: 5 Year- $400,000 2014/15- $287,500	Facade treatment/business building rehabilitation Jobs created/retained	Business Jobs	60 10	8 0	13.33% 0	18 0	8 0	44.44% 0

OMB Control No: 2506-0117 (exp. 07/31/2015)

Expand the Affordable Rental Housing Stock	Affordable Housing	HOME: 5 Year- $2,681,165 2014/15- $665,453	Rental units constructed	Household Housing Unit	55	11	20.00%	11	11	100.00%
Fair Housing - SL-1	Fair Housing Public Facility	CDBG: 5 Year- $50,000 2014/15- $4,300	Other	Other	15000	4149	27.66%	3000	4149	138.30%
First Time Homebuyer Assistance	Affordable Housing	HOME: 5 Year- $2,681,165 2014/15- $665,453	Direct Financial Assistance to Homebuyers	Households Assisted	65	15	23.08%	13	15	115.38%
Homelessness - DH-2	Homeless	ESG: 5 Year- $945,860 2014/15- $189,572	Tenant-based rental assistance / Rapid Re-housing	Households Assisted	200	190	95.00%	42	190	452.38%
			Homelessness Prevention	Persons Assisted	280	82	29.29%	55	82	149.09%
Homelessness - SL-1	Homeless	ESG: 5 Year- $1,750,000 2014/15- $349,981	Homeless Person Overnight Shelter	Persons Assisted	4345	3659	84.21%	949	3659	385.56%
Improve the Conditions of Substandard Housing	Affordable Housing	HOME: 5 Year- $750,000 2014/15- $474,000	Rental/Home-owner Housing Rehabilitated	Household Housing Unit	11	0	0.00%	3	0	0.00%

OMB Control No: 2506-0117 (exp. 07/31/2015)

Interim Assistance - SL-3	Interim Assistance	CDBG: 5 Year- $800,000 2014/15- $100,000	Other	Other	133569	133569	100.00%	34845	133569	383.32%
Public Facility/Infrastructure - SL-1	Non-Homeless Special Needs Non-Housing Community Development Public Facility/Infrastructure	CDBG: 5 Year- $7,393,622 2014/15- $1,772,658	Public Facility or Infrastructure Activities other than Low/Moderate Income Housing Benefit	Persons Assisted	961580	337162	35.06%	61479	337162	548.42%
Public Facility/Infrastructure - SL-3	Non-Housing Community Development Public Facility/Infrastructure	CDBG: 5 Year- $9,923,600 2014/15- $1,981,775	Public Facility or Infrastructure Activities other than Low/Moderate Income Housing Benefit	Persons Assisted	292190	112498	38.50%	62734	112498	179.33%
Public Service – SL-2	Non-Housing Community Development Public Service	CDBG: 5 Year- $596,000 2014/15- $125,571	Public service activities other than Low/Moderate Income Housing Benefit	Persons Assisted	3640	584	16.04%	591	584	98.82%

OMB Control No: 2506-0117 (exp. 07/31/2015)

Public Service – SL-3	Non-Homeless Special Needs Non-Housing Community Development Public Service	CDBG: 5 Year- $304,000 2014/15- $25,000	Public service activities other than Low/Moderate Income Housing Benefit	Persons Assisted	475525	34845	7.33%	34845	34845	100.00%
Public Services - SL-1	Homeless Non-Homeless Special Needs Non-Housing Community Development Public Services	CDBG: 5 Year- $4,530,000 2014/15- $934,529	Public service activities other than Low/Moderate Income Housing Benefit Homeless Person Overnight Shelter	Persons Assisted	387135	111093	28.70%	108031	111093	102.83%
Rehabilitation - DH-2	Rehabilitation - DH-2	CDBG: 5 Year- $2,850,000 2014/15- $155,577	Homeowner Housing Rehabilitated	Household Housing Unit	125	4	3.20%	47	4	8.51%
Shelter the Homeless - TBRA	Affordable Housing Homeless	HOME: 5 Year- $445,995 2014/15- $445,995	Tenant-based rental assistance / Rapid Re-housing	Households Assisted	25	27	108.00%	10	27	270.00%

OMB Control No: 2506-0117 (exp. 07/31/2015)

Table 1 - Accomplishments – Program Year & Strategic Plan to Date

CR05- CDBG/ESG Total Expenditures 2014-2015/YTD

Community Development Block Grant (CDBG)				
Uses of Funds	2014-2015 Proposed Source/Amount	2014-2015 Actual Expenditures	2014-2019 (5 Year) Proposed Source/Amount	2014-2019 (5 Year - YTD) Actual Expenditures
Administration	1,488,519.00	1,546,397.33	7,240,000.00	1,546,397.33
Acquisition of Real Property	0.00	0.00	200,000.00	0.00
Rehabilitation - DH-2	155,577.00	33,073.21	2,850,000.00	33,073.21
Public Services - SL-1	934,529.00	942,262.42	4,530,000.00	942,262.42
Public Service - SL-2	125,571.00	84,424.75	596,000.00	84,424.75
Public Service - SL-3	25,000.00	25,389.53	304,000.00	25,389.53
Public Facility/Infrastructure - SL-1	1,772,658.00	1,013,455.12	7,393,622.00	1,013,455.12
Fair Housing - SL-1	4,300.00	12,684.14	50,000.00	12,684.14
Public Facility/Infrastructure - SL-3	1,981,775.00	3,667,402.59	9,923,600.00	3,667,402.59
Economic Development - EO-1	287,500.00	12,500.00	400,000.00	12,500.00
Clearance and Demolition	0.00	0.00	10,000.00	0.00
Code Enforcement - SL-3	664,387.00	832,482.26	2,000,000.00	832,482.26
Interim Assistance - SL-3	100,000.00	703,667.30	800,000.00	703,667.30
	7,539,816.00	8,873,738.65	36,297,222.00	8,873,738.65
CDBG Program Income (PI)	108,568.00	183,560.96	108,568.00	183,560.96

OMB Control No: 2506-0117 (exp. 07/31/2015)

Emergency Solutions Grant (ESG)				
Uses of Funds	**2014-2015 Proposed Source/Amount**	**2014-2015 Actual Expenditures**	**2014-2019 (5 Year) Proposed Source/Amount**	**2014-2019 (5 Year - YTD) Actual Expenditures**
Administration	43,748.00	52,144.00	218,500.00	52,144.00
Emergency/Transitional Shelter		344,981.00		344,981.00
Outreach		5,000.00		5,000.00
Total Homelessness - SL-1	349,981.00		1,750,000.00	
Homelessness Prevention		69,194.00		69,194.00
Rapid Re-Housing		197,354.00		197,354.00
Total Homelessness - DH-2	189,572.00		945,860.00	
	583,301.00	**668,673.00**	**2,914,360.00**	**668,673.00**

OMB Control No: 2506-0117 (exp. 07/31/2015)

Assess how the jurisdiction's use of funds, particularly CDBG, addresses the priorities and specific objectives identified in the plan, giving special attention to the highest priority activities identified.

The CAPER provides a detailed description of how the County provided new or improved availability/accessibility, affordability, sustainability of the following goals for which funding was allocated:

- Provide decent and affordable housing for low- and moderate- income households, and those with special needs;
- Provide safer, more-livable neighborhoods; and
- Expand economic opportunities

The Accomplishments Table above provides a summary of these priority goals and the County's success in meeting the established objectives set forth in the Five Year 2014-2019 CP and Annual Action Plan. Unfortunately, as with most of the priority goals, the needs far outweigh the County's available resources which are not sufficient to address all of the needs of low- and moderate-income persons or special needs residents in the County's CPD program area.

During the 2014-2015 program year, CDBG funding focused primarily on the highest plan priorities to address specific objectives including the revitalization of neighborhoods, construction and/or rehabilitation of public facilities, provision of public services, ADA accessibility improvements, housing rehabilitation, economic development, and activities furthering fair housing.

HOME funds were used to address housing priorities established in the Five Year Consolidated Plan, as outlined in the tables above. In some instances actual accomplishments exceeded anticipated goals. This was especially true for first-time homebuyer assistance and providing shelter to the homeless through rental assistance.

ESG activities were mainly directed at increasing services to at-risk populations and where possible reducing costs of affordable housing by providing overnight shelter, outreach, homelessness prevention, and rapid re-housing services for persons either at-risk of or experiencing homelessness.

The overall low-mod benefit for the 2014-2015 CDBG program year was 100%, exceeding the minimum 70% low-mod HUD benefit requirement. Measurable progress was made on many of the Five-Year CP goals, in many circumstances actual accomplishments exceeded those proposed. This was especially true for public facility and infrastructure improvements that provided benefit to low-moderate income persons. At the same time, there are several public facility/ infrastructure projects that are experiencing delays which is mostly due to the need

OMB Control No: 2506-0117 (exp. 07/31/2015)

to secure additional funding, increase in the cost of materials and/or labor, and in some instances, a lack of dedicated staff resources. These projects are currently underway and will report accomplishments in upcoming CAPER's.

For additional information please refer to the following Integrated Disbursement and Information System (IDIS) reports in the appendix:
Summary of CDBG Activities (PR03 GPR/PR03 BOSMAC Reports)
HOME Drawdown Report (PR07)
CDBG Housing Activities (PR10)
Cost Per Home Assisted Unit/Family (PR15)
HOME Lower Income Benefit (PR16)
Summary of Accomplishments Reports (PR23 CDBG/HOME)
Status of CHDO Funds by Fiscal Year (PR25)
Financial Summary (PR26)
HOME Matching Liability Report (PR33)
Grantee CDBG Expenditure Report (PR50)
Grantee CDBG Accomplishment Report (PR51)
CDBG Performance Measurements Report (PR83 CDBG-Sections 1-3)
Housing Performance Report (PR85)
ESG Financial Summary (PR91)

OMB Control No: 2506-0117 (exp. 07/31/2015)

CR-10 - Racial and Ethnic composition of families assisted

Describe the families assisted (including the racial and ethnic status of families assisted). 91.520(a)

	CDBG	HOME	ESG
White	206,100	625	2,828
Black or African American	19,031	329	768
Asian	8,577	13	53
American Indian or American Native	3,762	10	188
Native Hawaiian or Other Pacific Islander	651	3	49
Total	**238,121**	**980**	**3,886**
Hispanic	97,189	306	1,406
Not Hispanic	140,932	674	2,480

Table 2 – Table of assistance to racial and ethnic populations by source of funds

IDIS PR23 - Beneficiaries by Racial/Ethnic Category
CDBG, HOME, ESG
2014-2015 CAPER Section CR-10

RACE	CDBG		HOME		ESG		TOTAL	
White	206,100	*69.85%*	625	*61.33%*	2,828	*71.94%*	209,553	*69.85%*
Black/African American	19,031	*6.45%*	329	*32.29%*	768	*19.54%*	20,128	*6.71%*
Asian	8,577	*2.91%*	13	*1.28%*	53	*1.35%*	8,643	*2.88%*
American Indian/Alaskan Native	3,762	*1.27%*	10	*0.98%*	188	*4.78%*	3,960	*1.32%*
Native Hawaiian/Other Pacific Islander	651	*0.22%*	3	*0.29%*	49	*1.25%*	703	*0.23%*
American Indian/Alaskan Native&White	185	*0.06%*	1	*0.10%*			186	*0.06%*
Asian&White	157	*0.05%*					157	*0.05%*
Black/African American&White	308	*0.10%*	3	*0.29%*			311	*0.10%*
America Indian/Alaskan Native&Black/African	119	*0.04%*					119	*0.04%*
Other Multi-Racial	56,176	*19.04%*	35	*3.43%*	45	*1.14%*	56,256	*18.75%*
TOTAL	**295,066**		**1,019**		**3,931**		**300,016**	

Hispanic	97,558	*33.06%*	306	*30.03%*	1,406	*35.77%*	99,270	*33.09%*
Non-Hispanic	197,508	*66.94%*	713	*69.97%*	2,525	*64.23%*	200,746	*66.91%*
TOTAL	**295,066**		**1,019**		**3,931**		**300,016**	

OMB Control No: 2506-0117 (exp. 07/31/2015)

Narrative

According to the 2010 Census, 38% of County residents are White,46.9% Hispanic, 7.6% Black/African American, 6.7% Asian, and .8% other races. From 2000 to 2010, the proportion of Hispanic residents in the County increased by nearly 10%, while the proportion of White residents declined by about 11% as part of the County's CPD area, over the same period. The cities of Blythe, Coachella, Desert Hot Springs, Lake Elsinore, and San Jacinto, had significant Hispanic concentrations. Banning, Blythe, and Desert Hot Springs, and Norco had Black/African American populations greater than the county-wide proportion.

Recipients in the above/below tables represent the diversity within the County that were assisted with HUD funded programs during the 2014-2015 FY. HOPWA program outcomes are reported by the City of Riverside.

In the County, funds are utilized throughout all of the unincorporated areas as well as all participating cities/metro city under the County's CPD programs. When evaluating the ethnic/racial composition of families assisted in the table, White's appear to be represented at the highest level with regard to the three programs (69.85% of the total population).

Hispanics were assisted at a rate of 33.09% of the total population. This percentage may be low due to a large number of Hispanics possibly being reflected in the White or multi-Racial numbers reported due to many (if not a majority) identifying as one of those categories.

When comparing the ethnic/racial mix of HOME program beneficiaries with the make-up of the population as a whole, White's appear to be over represented with regard to the HOME program (61.3% of families assisted compared to 69.8% of the population). Hispanics, on the other hand, are assisted at a lower rate than their presence in the population for HOME (30% of families assisted compared to 33% of the population).

The County is committed to allocating CDBG, HOME, and ESG funds to address community development needs of the lowest-income and most disadvantaged residents based upon the individual eligibility requirements of the specific CPD program. Assistance was targeted to populations residing in areas of low-income and minority concentrations. However, while projects and programs will target low-income and minority populations, they will not necessarily be limited geographically to areas where these populations are concentrated. Some service providers are not located in low/moderate-income census tracts; however, their services are designed and intended for low/moderated income clients. These may include clinics, food pantries, senior centers, health care facilities, etc.

For additional information refer to appendix, IDIS PR23-CDBG Summary of Accomplishments Report.

CR-15 - Resources and Investments 91.520(a)

Identify the resources made available

Source of Funds	Resources Made Available – ConPlan 2014-2019	Resources Made Available FY 2014-2015	Amount Expended During Program Year
CDBG	$28,648,837	$7,648,385	$8,873,739
HOME	$7,098,172	$2,694,538	$2,465,043
ESG	$2,331,059	$583,301	$668,673

Table 3 – Resources Made Available

Narrative

The table above illustrates the amount of funding "estimated" to be available for CDBG, HOME, and ESG for the 2014-2015 program year, but does not account for unspent prior year funds. The County had estimated $7,648,385 in CDBG resources ($7,442,595 entitlement funds/$108,568 PI/$97,222 prior year), $2,694,538 in HOME resources ($1,774,543 entitlement funds/$142,204 PI/$777,791 prior year), and $583,301 in ESG resources to allocate to projects to carry out the goals outlined in the County's CP and OYAP.

Program Income(PI) is generated from repayments or other funding accrued and collected from previously funded CDBG and HOME projects and is allocated based on HUD's unrestricted program income requirements. During the 2014-2015 program year, the County received $181,828.19 CDBG PI and $580,474.30 HOME PI. To ensure timely expenditure of the 2014-2015 CDBG PI, the County allocated $183,560.96 ($181,828.19+$1,732.77), which included a carryover balance of $1,732.77 from 2013-14 and $738.45 allocated but drawn in 2015-16, to eleven (11) new and/or existing CDBG projects throughout the program year. In 2014-2015, the County used $991,694.60 HOME PI to fund twenty six (26) HOME units, including Community Housing Development Organization (CHDO), First-Time Homebuyer, and Administration.

The County is committed to allocating funds to projects and activities that serve the needs of the lowest-income and most disadvantaged residents to improve their quality of life- either directly or indirectly. In Riverside County, as with many other jurisdictions, the need for housing and community development funds far outweigh the available resources. Although needs are high in all of the top priority areas, with limited funds and resources available, there is a high likelihood that some of the needs will not be addressed.

Per IDIS Report PR26 – CDBG Financial Summary Report (2014-2015 program year) are as follows:
Low/Mod Benefit for program year: 100%
Planning and Administration (Cap 20%): 19.89%
Public Service (Cap 15%): 13.16%

The CDBG Expenditure Report, IDIS Report PR03, shows that the County's CDBG program disbursed $8,873,739 in program year 2014-2015. The HOME Drawdown IDIS PR07 report shows that $2,465,043 in HOME funds was disbursed in program year 2014-2015. The ESG Financial Summary Report, IDIS Report PR91 shows that $668,673 was disbursed in program year 2014-2015. In section CR05 of this

OMB Control No: 2506-0117 (exp. 07/31/2015)

document, the County's investments and achievements made in Program Year 2014-2015 are summarized.

Two of the CPD-funded programs, HOME and ESG, both have matching fund requirements – HOME 25%, ESG 100%. These regulatory matching requirements ensure the efficient use of the Federal funds through leveraging. The CDBG regulations do not require a funding match for the program; however, the County strongly encourages leveraging of CDBG funds and gives priority consideration in the evaluation of proposed activities that leverage other funding. In the participating cities, CDBG funds are matched with other funds available to cities such as general funds and other local resources. It is anticipated that Federal and private funding sources for housing and community development programs will remain limited as current economic conditions continue to improve. Even under these circumstances, the County strives to make progress in implementing its public improvement and community service projects and programs as well as meeting the established objectives. As in the past, the County and cooperating cities will be as creative as possible to find other additional sources of funding in order to develop and deliver efficient and cost-effective projects. CDBG, HOME, and ESG funded activities will be leveraged, whenever possible, by other federal and/or governmental support for their specific type of services.

Identify the geographic distribution and location of investments

Target Area	Planned Percentage of Allocation	Actual Percentage of Allocation	Narrative Description
Administration	17%	13%	Efficient and effective implementation and oversight of Community Planning and Development Programs.
Cooperating Cities	15%	17%	Area that benefits the greatest percentage of low/moderate-income persons as LMA, LMC, or LMH.
Countywide	39%	39%	Area that benefits the greatest percentage of low/moderate-income persons as LMA, LMC, or LMH.
Metro City	3%	1%	Area that benefits the greatest percentage of low/moderate-income persons as LMA, LMC, or LMH.
Supervisorial Districts	26%	30%	Area that benefits the greatest percentage of low/moderate-income persons as LMA, LMC, or LMH.

Table 4 – Identify the geographic distribution and location of investments

Narrative

The County of Riverside is ranked the fourth most populated county in the State. Due to the vast distance between communities and cities, the Delivery System can become complicated by the geographical challenges which contribute to impediments encountered by private, non-profit, and government agencies attempting to provide services to low-income residents. The County seeks to direct CDBG, HOME, and ESG formula grant funds primarily to the unincorporated areas in the five (5)

OMB Control No: 2506-0117 (exp. 07/31/2015)

Supervisorial Districts, fourteen (14) Cooperating Cities, one (1) Metropolitan City/Urban County participant with a population over 50,000, and approximately sixty-three (63) unincorporated communities and neighborhoods.

The County has not established specific priority or target areas *per se* to focus the investment of funds; therefore, for purposes of the 2014-2015 OYAP and 2014-2019 Five-Year CP, geographic areas are more loosely defined to include administration, countywide, supervisorial districts, cooperating cities, and metro city(s).

Funding allocations target the lowest-income and most disadvantaged residents in lower-income communities located in urbanized neighborhoods, suburban cities, and remote rural areas. Priorities differ for each of the three formula grants. CDBG funds were distributed using a "fair-share" formula, which is based on a formula that accounts for population levels, overcrowding, and poverty. Households with incomes below 80 percent of the Area Median Income (AMI) and particularly those with extremely low-incomes (less than 30 percent of area median income), are particular priorities. Priority is given to CDBG projects that benefit the greatest percentage of low/moderate-income persons, both as Low/Mod Area (LMA) or Low/Mod Clientele (LMC). Some service providers in the County may not always be located in low/moderate-income census tracts yet their services are designed and intended for low/moderate income clients. These may include clinics, food pantries, senior centers, health care facilities, etc. Approximately 87% of the County's CDBG allocation was divided among the fourteen participating cities, one Metro City, and County unincorporated areas. (Refer to County Map in Appendix) HOME funds were not allocated geographically. HOME-funds were made available through an application process targeting the unincorporated areas of the County and the cooperating cities with no priority area given distinction. ESG funds are awarded through a competitive process following federal guidelines. The County consults with the CoC to provide ESG funding recommendations in order to work in collaboration in targeting efforts to those that are homeless or at-risk of becoming homeless to eliminate and prevent homelessness.

Leveraging

Explain how federal funds leveraged additional resources (private, state and local funds), including a description of how matching requirements were satisfied, as well as how any publicly owned land or property located within the jurisdiction that were used to address the needs identified in the plan.

The County leverages its CDBG, HOME, and ESG funds with other resources to increase the impact upon housing, community development, and homelessness issues. Given the extent and level of housing and other community and economic development needs in Riverside County, it becomes essential that the limited resources made available through the CPD programs be leveraged with other resources. Many of the most successful affordable housing projects, community facilities, and public service programs were leveraged with other funds.

The CDBG regulations do not require a funding match for the program; however, the County strongly encourages leveraging of CDBG funds and gives priority consideration in the evaluation of proposed activities that leverage CDBG with other funding. Applicants requesting funds to support its programs and projects are asked to provide documentation of other funding sources they will use as leveraging to meet their needs. Examples of leveraging can be in the form of land; other Federal, State, or local government assistance; in-kind services; donations; private resources; or other subsidized financing. In the participating cities, CDBG funds are matched with city general funds and other local resources.
Two of the CPD-funded programs, HOME and ESG, both have matching fund requirements. Both of these regulatory matching requirements ensure the efficient use of the Federal funds through leveraging. The Emergency Solutions Grant program has a mandatory 100% "matching grant" requirement for sub recipients. The County's ESG grant funds were matched more than eight times its ESG allocation with Federal, State, local, and other private resources.

The leveraging of public and private funds is critical to the success of HOME projects. In order to provide sufficient financial support, most HOME projects require layered funding. HOME Program regulations require a twenty-five percent (25%) non-Federal match for every HOME dollar expended. Funds set-aside for program administration and for Community Housing Development Organization (CHDO) technical assistance/capacity building is exempt from this matching requirement. The match must be met by the end of the Federal FY in which the expenditure occurred. This requirement is not project-specific but rather program-wide.

HOME funds were leveraged through the use of gap financing. Developers identified and secured primary funding sources prior to allocations being awarded. HOME funds were leveraged and matched with low income housing tax credits, redevelopment low income housing funds, Federal Home Loan Bank Affordable Housing Program (AHP) funds, California Housing Finance Agency (CalHFA) funds, California Department of Housing and Community Development Multifamily Housing Program (MHP) funds and, U.S. Department of Agriculture California Department of Housing and Community Development Farm Worker Housing Grant Program.

OMB Control No: 2506-0117 (exp. 07/31/2015)

Pursuant to an internal review of HOME match calculation procedures, excess match carried forward from prior years was reviewed and revised as necessary to ensure compliance with HUD regulations. The total excess match from the previous fiscal year was revised and reduced from $101,436,162 to $94,201,331. Although the amount of excess match was reduced, the County remains in compliance with its match liability obligation.

Fiscal Year Summary – HOME Match	
1. Excess match from prior Federal fiscal year	$94,201,331
2. Match contributed during current Federal fiscal year	0
3. Total match available for current Federal fiscal year (Line 1 plus Line 2)	$94,201,331
4. Match liability for current Federal fiscal year	$636,410
5. Excess match carried over to next Federal fiscal year (Line 3 minus Line 4)	$93,564,921

Table 5 – Fiscal Year Summary - HOME Match Report

Note: Match is based on Federal Fiscal Year (October 1 – September 30), NOT the grantee's program year.

Match Contribution for the Federal Fiscal Year								
Project No. or Other ID	**Date of Contribution**	**Cash (non-Federal sources)**	**Foregone Taxes, Fees, Charges**	**Appraised Land/Real Property**	**Required Infrastructure**	**Site Preparation, Construction Materials, Donated labor**	**Bond Financing**	**Total Match**
N/A		0	0	0	0	0	0	0

Table 6 – Match Contribution for the Federal Fiscal Year

HOME MBE/WBE report

Program Income – Enter the program amounts for the reporting period				
Balance on hand at beginning of reporting period $	**Amount received during reporting period $**	**Total amount expended during reporting period $**	**Amount expended for TBRA $**	**Balance on hand at end of reporting period $**
$566,419	$580,474	$991,695	$0	$155,198

Table 7 – Program Income

OMB Control No: 2506-0117 (exp. 07/31/2015)

Minority Business Enterprises and Women Business Enterprises – Indicate the number and dollar value of contracts for HOME projects completed during the reporting period						
	Total	**Minority Business Enterprises**				**White Non-Hispanic**
		Alaskan Native or American Indian	**Asian or Pacific Islander**	**Black Non-Hispanic**	**Hispanic**	
Contracts						
Dollar Amount	550,000	0	0	0	0	550,000
Number	1	0	0	0	0	1
Sub-Contracts						
Number	26	0	1	0	4	21
Dollar Amount	4,262,063	0	31,758	0	959,828	3,270,477

	Total	**Women Business Enterprises**	**Male**
Contracts			
Dollar Amount	550,000	0	550,000
Number	1	0	1
Sub-Contracts			
Number	26	3	23
Dollar Amount	4,262,063	478,991	3,783,072

Table 8– Minority Business and Women Business Enterprises

Minority Owners of Rental Property – Indicate the number of HOME assisted rental property owners and the total amount of HOME funds in these rental properties assisted						
	Total	**Minority Property Owners**				**White Non-Hispanic**
		Alaskan Native or American Indian	**Asian or Pacific Islander**	**Black Non-Hispanic**	**Hispanic**	
Number	0	0	0	0	0	0
Dollar Amount	0	0	0	0	0	0

Table 9 – Minority Owners of Rental Property

OMB Control No: 2506-0117 (exp. 07/31/2015)

Relocation and Real Property Acquisition – Indicate the number of persons displaced, the cost of relocation payments, the number of parcels acquired, and the cost of acquisition		
Parcels Acquired	0	0
Businesses Displaced	0	0
Nonprofit Organizations Displaced	0	0
Households Temporarily Relocated, not Displaced	0	0

Households Displaced	**Total**	**Minority Property Enterprises**				**White Non-Hispanic**
		Alaskan Native or American Indian	**Asian or Pacific Islander**	**Black Non-Hispanic**	**Hispanic**	
Number	0	0	0	0	0	0
Cost	0	0	0	0	0	0

Table 10 – Relocation and Real Property Acquisition

OMB Control No: 2506-0117 (exp. 07/31/2015)

CR-20 - Affordable Housing 91.520(b)

Evaluation of the jurisdiction's progress in providing affordable housing, including the number and types of families served, the number of extremely low-income, low-income, moderate-income, and middle-income persons served.

	One-Year Goal	Actual
Number of homeless households to be provided affordable housing units	**15**	**27**
Number of non-homeless households to be provided affordable housing units	**16**	**26**
Number of special-needs households to be provided affordable housing units	**0**	**0**
Total	**31**	**53**

Table 11 – Number of Households

	One-Year Goal	Actual
Number of households supported through rental assistance	**15**	**205**
Number of households supported through the production of new units	**11**	**11**
Number of households supported through the rehab of existing units	**5**	**0**
Number of households supported through Acquisition of Existing Units	**0**	**0**
Total	**31**	**216**

Table 12 – Number of Households Supported

Discuss the difference between goals and outcomes and problems encountered in meeting these goals.

Table 11 – Progress is being made towards the number of Homeless households to be provided affordable housing units. In FY 2014/15, in partnership with the Housing Authority of the County of Riverside, the County assisted 27 Homeless households through TBRA. Also, the County assisted 26 first-time home buyers.

Table 12 – Progress is being made towards the number of households supported through Rental Assistance. In FY 2014/15, in partnership with the Housing Authority of the County of Riverside, the County assisted 205 households through Security Deposit Assistance funded through HOME. The County has assisted 9 households through the rehabilitation of the Orange Blossom Apartments (I and III), project is anticipated to close in FY 2014/15.

Cedar Glen Phase I was completed FY 2014/15, the project consist of a 51-unit multi-family affordable housing project located in the City of Riverside. Eleven of the units are designated as low-income HOME assisted units, limited to households whose incomes do not exceed 50% AMI. Phase II of Cedar Glen will consist of another 51 units; the project is in the early stages of applying for financing.

Note- The tables above are not populating in IDIS. One-Year Goals/Totals were manually entered as follows:

Table 13 – Number of Households:

Number of homeless households to be provided affordable housing units	15
Number of non-homeless households to be provided affordable housing units	16
Total	**31**

Table 12 – Number of households supported through:

Number of households supported through rental assistance	15
Number of households supported through the production of new units	11
Number of households supported through the rehab of existing units	5
Total	**31**

Discuss how these outcomes will impact future annual action plans.

Future Annual Action Plans will provide additional information on program changes that are currently in development as the County continues to determine the needs of residents in Riverside County.

Include the number of extremely low-income, low-income, and moderate-income persons served by each activity where information on income by family size is required to determine the eligibility of the activity.

Number of Persons Served	CDBG Actual	HOME Actual
Extremely Low-income	**0**	**145**
Low-income	**4**	**88**
Moderate-income	**0**	**0**
Total	**4**	**233**

Table 14 – Number of Persons Served

Narrative Information

The development of affordable housing in Riverside County can be a long and drawn-out process. Working with numerous funders, planning department, to environmental reviews, community outreach, project designers, and cost estimators creates a complicated maze through which developers must navigate in bringing new housing projects to completion. It may take several years for the typical project to progress from site identification and acquisition through lease-up. As a result, projects for which funding was reserved three or four years ago may just now be complete and providing new housing for area residents. There are currently two multifamily developments under construction and two single family self-help projects. The projects under construction will report production number for FY 2015.

Because of the long lead times for development projects, the lag between funding and reporting production numbers can be lengthy and misrepresent the effort being made to address critical affordable housing needs.

CDBG funds were used by the City of Canyon Lake along with the Neighborhood Housing Services of the Inland Empire (NHSIE) to provide grants to three (3) low-income households for home improvements to owner-occupied residential properties.

GRID, a CDBG subrecipient, provided installation of a solar electric system to one (1) low-income household.

CR-25 - Homeless and Other Special Needs 91.220(d, e); 91.320(d, e); 91.520(c)

Evaluate the jurisdiction's progress in meeting its specific objectives for reducing and ending homelessness through:

- **Reaching out to homeless persons (especially unsheltered persons) and assessing their individual needs:**

The County of Riverside Continuum of Care conducts outreach to homeless persons (especially unsheltered persons and chronic homeless) and assesses their individual needs in partnership with the County of Riverside Department of Public Social Services (DPSS), the Collaborative Applicant for the CoC, and housing and service partners that make up the CoC membership. The CoC Governance Structure engages more than 100 member agencies representing diverse sectors of government, business, law enforcement, housing and homeless providers, education, and others.

In the 2015 Point in Time Count and Survey, results showed that there were a total of 2,978 homeless individuals, of that total 1,816 were unsheltered chronically homeless individuals and 1,090 were sheltered, including 29 chronically homeless families. These findings indicate this occurs on any given day in Riverside County. The highest subpopulation groups were persons with mental health and substance abuse problems at 1,127. Recovery services and the Department of Mental Health working collaboratively with the Continuum of Care continue to increase the number of transitional and permanent supportive housing beds that are available for persons suffering with mental health and substance abuse problems. In addition, an increase of chronic homeless beds is a priority for HUD in the coming year/future. The CoC is currently updating its 10-year Strategic Plan however; the Strategic Plan should be completed and approved by FY 2014/15 CAPER reporting.

In 2013, Riverside was selected as one of 25 cities nationwide to partner with the U.S. Housing and Urban Development and the U.S. Department of Veterans' Affairs for the 25 Cities Project, which allowed the city/county to begin the planning process of creating a Coordinated Entry and Assessment System through a pilot project in the Greater City of Riverside Area and surrounding areas in the western county region. The pilot being developed by a team of those working on the front lines in ending homelessness: outreach workers, housing navigators, housing case managers and others, are using the VI-SPDAT assessment tool and other methods in assessing the needs of homeless individuals.

The 25 Cities Project assisted Riverside County kick-off a local collaborative effort to achieve the Obama Administration's goal to end homelessness among veterans by the end of 2015. A local initiative created by two county board of supervisors called VALOR (Veterans Assistance Leadership of Riverside County), mobilized public and private resources to assist veterans. A VALOR housing subcommittee led by the

Housing Authority of the County of Riverside (HACR), and included the VA Loma Linda and local veteran organizations, was created in May, 2013 and has successfully, to date, permanently housed more than 900 homeless veterans. The VA and HUD believe Riverside City/County is one of 25 in the nation likely to have the biggest impact on ending homelessness among veterans. In addition, in October 2014, more than 300 homeless veterans received medical and dental care, haircuts, clothing, food and access to multiple services, including housing, offered by dozens of public and private agencies in the first Homeless Veterans' Stand Down held at the Riverside County Fairgrounds.

Coordinated Intake and Assessment and Prioritization for Permanent Supportive Housing: As an outgrowth of the 25 Cities Project, the CoC established a Coordinated Entry System (CES)Work Group that has begun the planning process to develop a system for coordinated intake, assessment, and entry that fully complies with the requirements of the CoC and ESG Interim Rules. The 25 Cities Pilot Community Team will bring the learnings from the pilot to this effort. The CES Work Group membership includes representatives from providers of permanent supportive housing, rapid re-housing, emergency shelter, transitional housing (TH), etc. that will collectively create a plan that will target chronically homeless people with the longest histories of homelessness and highest service needs, in accordance with the most recent HUD regulations.

Coordinated and intensified outreach efforts established through the 25 Cities Project Pilot are being expanded countywide and include participation from homeless outreach teams representing mental health, veterans (the VA), City of Riverside, Housing Authority, nonprofit providers of permanent housing (PSH, rapid re-housing and SSVF) and, most recently, law enforcement outreach teams. The Riverside County Sheriff's Department and DPSS are working together to coordinate responses to homeless encampments with key public/private partners. This response effort targets people who are chronically homeless, including single, disabled adults who have been homeless for extended periods of time, many of them living on the streets. This type of outreach also brings together county/city police with the county's mental health and substance abuse staff as well as staff from non-profit homeless service providers. Together they connect with people living on the streets to establish trust with the intent of providing a bridge to a comprehensive assessment and eventually housing and supportive services. The CoC coordinates with ESG funders and recipients in making significant efforts to reduce chronic homelessness by conducting outreach to unsheltered people and assessing their individual needs.

The County of Riverside DPSS received a $2.5 million state grant to increase MediCal outreach and enrollment of difficult-to-reach populations, including increasing enrollment of homeless persons in the Affordable Care Act (ACA).

In addition, the Emergency Food and Shelter Program (EFSP) administered through a local board made up of community representatives from United Way, Salvation Army, Catholic Charities, the National Council of Churches of Christ, local Native American Tribal members, American Red Cross and the Continuum of Care, which continues to fund providers who serve families during immediate crises. This funding supplements providers with additional resources for motel vouchers, rental assistance and emergency mass shelter and food. In 2014 the EFSP Local Board was awarded, $1,251,335 toward these services, this includes $112,620 allocated for seasonal emergency cold weather shelter beds, in addition to the established year round shelter beds provided by county general and Emergency Solutions Grant funding.

- **Addressing the emergency shelter and transitional housing needs of homeless persons:**

The County's CoC, ESG funders, and recipients collaborate and coordinate to avoid duplication and to provide the most effective use of HUD funding. The County of Riverside CoC has established quality standards for emergency shelter and performance standards for shelter and transitional housing. All projects are evaluated annually to identify any performance issues, particularly in regards to the length of time people are staying in some of the programs.

The County provided $1,666,576 from general funds to support five emergency shelters in the county and one seasonal cold weather shelter. In addition to the 720 emergency shelter beds countywide, the emergency shelters provided 85 additional winter shelter beds/nights in 2014. In 2014, there were 805 emergency shelter beds, 577 transitional beds and 904 permanent supportive housing beds available for housing needs.

The goal was to continue to maintain emergency shelter beds for single adults who are chronically homeless and for families who may or may not be chronically homeless. ESG funded emergency shelters had 160,145 emergency shelter bed-nights available between fiscal year 2014-2015 with 88,417 bed-nights provided to homeless individuals in Riverside County. This is a capacity utilization of 55.21%. County ESG funds provided $344,981 to emergency shelters. All emergency shelter projects are monitored by the county for performance and compliance. In addition, HMIS data is reviewed to determine whether people are staying in programs, whether they are exiting to permanent housing, and whether they are increasing their incomes.

With the intention of meeting new HEARTH requirements, the County of Riverside EDA, in coordination with the CoC, began reassessing the shelter programs currently receiving ESG funding. In FY 2014/2015 ESG funds were used to provide emergency shelter and transitional housing (TH) needs by allocating 60% of funding to these components and 40% for rapid re-housing and homelessness prevention activities.

TH programs funded by the CoC Program had the option in the 2013 and 2014 NOFA to reallocate their funding toward permanent housing (Permanent Supportive Housing (PSH) or Rapid Re-housing). Four TH projects opted for the reallocation; three of these projects were funded and one was not. In addition, another TH project, MFI Recovery, a substance abuse program for women with children, decided to end its program. The funding was reallocated to new permanent housing. In the most recent CoC funding round in 2014, two low- performing TH programs were re-allocated to create new rapid re-housing. The only TH program serving victims of domestic violence was placed on Tier 2 of the 2014 HUD NOFA due to low performance. An independent review panel made up of representatives selected by the CoC membership recommended reallocating the funds to new projects. The CoC Board of Governance voted to approve the panel's recommendations.

In 2014 one Transitional Housing project, Path of Life Ministries, was converted to a Rapid Re-housing project, and two projects unspent funds ($68,000 each from HACR and County of Riverside Department of Mental Health) were reallocated to create 98 new rapid re-housing beds. Current TH programs are: US Vets, Martha's Village and Kitchen, Dually diagnosed, ABC (substance abuse), and Operation SafeHouse that serves runaway and homeless youth.

- **Helping homeless persons (especially chronically homeless individuals and families, families with children, veterans and their families, and unaccompanied youth) make the transition to permanent housing and independent living, including shortening the period of time that individuals and families experience homelessness, facilitating access for homeless individuals and families to affordable housing units, and preventing individuals and families who were recently homeless from becoming homeless again:**

  To help homeless people make the transition to permanent housing, the County of Riverside CoC has increased the number of permanent housing beds in the county by increasing rapid re-housing assistance (through ESG and CoC Program funds), that gives short-term rental assistance and support services for housing location and stability; and permanent supportive housing (through CoC Program funds).

  In the 2014 HUD CoC Program Consolidated Application, the CoC created 98 new rapid re-housing beds and 92 new PSH beds by reallocating funding from TH programs. In 2014, the County of Riverside CoC was one of only 25 CoCs in the nation to be awarded the PSH Bonus funds by HUD. The PSH bonus funds created an additional 92 PSH beds.

  DPSS, the CalWORKs administrator for the County, was successful in receiving $1 million through the CDSS to as part of the Family Stabilization Program (FSP) to receive a set-aside of CalWORKs dollars that can be used for rapid re-housing activities. This funding will provide rapid re-housing for up to 200 families annually.

  The CoC currently uses HUD baseline performance measures to evaluate new and renewal projects and will be establishing performance standards for the rapid re-housing and permanent supportive housing programs, including: standards for lengths of stay (for PSH); rate of exit to permanent housing (for rapid re-housing); and income increases (for both PSH and rapid re-housing). All projects are evaluated annually to identify any performance issues. In 2014, the CoC established an ESG/CoC Coordination Committee to review application and selection procedures and ensure there is no duplication of funding and services. Written standards are being established with CoC member input.

  The County CoC is in the planning phase of developing a process to analyze HMIS data system-wide to measure housing placement, housing stability (retention,) and the other HUD mandated measures. This will better prepare and strengthen the roll-out of the Coordinated Entry System (CES).

  From 2013 to 2015, the CoC has increased the number of rapid re-housing and PSH beds by a total of 667. In the County's 10-year-plan, the goal was to increase PSH by 500 beds the first 5 years. In 2015, there will be 1,188 PSH and 241 rapid re-housing beds countywide.

  The County's Continuum of Care added 83 new permanent beds from 2014-2015. This included Permanent Supportive Housing (PSH), Rapid Re-housing, and Supportive Services for Veterans and their Families (SSVF).

  Veterans Affairs Supportive Housing Program (VASH)
  The VASH program is a partnership between HUD and the VA to provide Section 8 vouchers to homeless veterans with the goal of ending homelessness among veterans. Locally, the VASH program is a

partnership between HACR and the Loma Linda VA Medical Center. This program has housed 376 homeless veterans since its inception in 2009 and has the capacity to serve 464 veterans.

Two non-profit veteran agencies, Lighthouse Social Service Centers and U.S. Veterans Initiative received about $3 million in Supportive Services for Veterans and their Families (SSVF) through the VA.

The Housing Authority of the County of Riverside partners with the CoC to provide the following housing program for homeless individuals/families:

1. **HOPWA Program**

   The City of Riverside is the Grantee of the HOPWA formula funding for both Riverside and San Bernardino County. The HACR, as the Project Sponsor, administers the HOPWA grant throughout Riverside County. The goal of the HOPWA program is to prevent homelessness to individuals and/or families that have AIDS/HIV+, by providing long-term rental assistance through the Housing Options Program and Short Term Rental, Mortgage, and Utility Assistance through subcontractors in the community that serve this population.

2. **Shelter Plus Care Program**

   This program has the capacity to provide 128 units of housing for homeless persons with disabilities. Applicants are referred to the HA by the Department of Mental Health, who provides assistance to the clients in locating suitable housing and supportive services.

3. **Project HOME**

   Project HOME provides a one year transitional rental subsidy to assist homeless individuals and families residing in homeless encampments to obtain permanent rental housing. Program services include: housing navigation; move-in assistance; a 12 month rental subsidy; housing case management; and the coordination of other supportive services to assist the household in reaching self-sufficiency. 27 households were serviced in FY14/15.

4. **Cal-Works Housing Support Program (HSP)**

   The HSP program is a new program which addresses the housing needs of homeless families currently receiving TANF assistance. The program is collaboration between DPSS and HACR. HACR provides housing navigation, housing counseling and short/medium term rental subsidies in an effort to stabilize these families as quickly as possible. This allows them to take advantage of the TANF related services provided by DPSS. The program serviced 200 households in FY14/15 and plans to service 140 households in FY15/16.

- **Helping low-income individuals and families avoid becoming homeless, especially extremely low-income individuals and families and those who are: likely to become homeless after being discharged**

from publicly funded institutions and systems of care (such as health care facilities, mental health facilities, foster care and other youth facilities, and corrections programs and institutions); and, receiving assistance from public or private agencies that address housing, health, social services, employment, education, or youth needs:

The CoC membership continues to fund and seeks additional funding to assist homeless persons and families make the transition to permanent housing and independent living. In 2014, Riverside City/County was designated at one of 25 Cities in the nation to receive resources through the VA and HUD to create a Coordinated Entry System that will homeless individuals and families to be assessed and prioritized for housing based on their acuity. The CoC developed its implementation plan for Coordinated Entry System which seeks to move homeless Veterans and the chronically homeless into permanent housing using a street outreach model, coupled with a common/shared assessment and coordinated entry into Permanent Supportive Housing for the most vulnerable chronically homeless.
In 2014-15 the county received $1,251,335 through the Emergency Food and Shelter Program which included $57,217 allocated for motel vouchers and $78,113 for rental assistance to help prevent families from becoming homeless.

The ESG program places greater emphasis on helping people quickly regain stability in permanent housing after experiencing a housing crisis and/or homelessness. This is accomplished by providing homeless persons with basic shelter and essential supportive services to promote decent and affordable housing, a suitable living environment, and economic opportunities. ESG funds were used for a variety of activities, including: rapid re-housing and homeless prevention activities, emergency shelter, operations and maintenance of facilities, essential supportive services, and street outreach. ESG performance standards follow the requirements found at 24 CFR Part 576 including, measures to evaluate the effectiveness of the program and measures to assess how well the program serves the targeted population. Sub-recipients receiving funding from the County are evaluated based on written standards and guidelines. This includes reductions in the number of homeless persons living on the streets and in shelters, the number of persons who do not re-enter the shelter or supportive housing system within one year, and the number of persons exiting with permanent housing.

Performance standards for evaluating ESG activities were developed in consultation with the CoC, providers, and other organizations. The HMIS system is used to track, evaluate, and report ESG funded activities.

The County primarily utilized ESG funds to provide services to end homelessness. A small amount of CDBG funding, $55,814, was used as leveraging to fund three (3) non-profit organizations that provide direct services to homeless and those at-risk of becoming homeless.

CR-30 - Public Housing 91.220(h); 91.320(j)

Actions taken to address the needs of public housing

HACR annually plans modernization and rehabilitation activities through its Capital Fund program. The Capital Fund program is responsible for maintaining and modernizing the Housing Authority's existing public housing buildings and grounds.

During the 2014/15 fiscal year, the following projects were completed:

- Replacement and installation of energy efficient HVAC units, air supply ducts, high efficiency on-demand tank-less water heaters, energy efficient windows and doors, and increased attic insulation in 12 units at Beaumont Grove Apartments. In addition, a single vehicle garage was demolished for the installment of a 600 square foot maintenance storage building to service multiple public housing sites.
- Increased attic insulation in 22 units at Broadway Manor Apartments and 16 units at Fairview Lakes Apartments.

In addition to this modernization and rehabilitation work, the Housing Authority also plans to submit an application to HUD for the Rental Assistance Demonstration (RAD) project that would allow the agency to convert all or a portion of its public housing stock to long-term project based Section 8 contracts. This conversion would allow the Housing Authority to leverage Federal appropriations with other private and public capital to finance much needed rehabilitation and preserve these assets as affordable housing. Residents will gain the choice to move with tenant-based rental assistance within a reasonable time after conversion.

Actions taken to encourage public housing residents to become more involved in management and participate in homeownership

In order to encourage and improve communication between PHA staff and residents, the following was implemented:

- Staff conducted "knock and talks" with residents when performing site visits. Asked the residents if they had any concerns to be addressed.
- Resident meetings were held on the sites for outreach purposes and to encourage community involvement.
- Resident Concern Forms were available in respective manager's offices and at the Housing Authority. One is given to residents at their annual inspection and at their initial leasing appointment.
- Customer Service Surveys were available to residents at Housing Authority office appointments.

HACR operates on the premise that affordable housing in not the end goal for a family but a stepping stone to reach full sufficiency to market rate housing. The ultimate goal is for the agency's families to successfully graduate to homeownership. To actively engage residents in this goal the agency has taken the following actions:

1. Regular engagement of residents via onsite managers and through specialized self-sufficiency coaches funded through HUD's Resident Opportunity and Self-Sufficiency (ROSS) program.
2. Providing outreach and information to all Public Housing residents on community homeownership initiatives and credit counseling agencies.
3. Working collaboratively with our local Habitat for Humanity to provide public housing residents with targeted homeownership opportunities.
4. The County's First Time Home Buyer (FTHB) program and Mortgage Credit Certificate (MCC) program are available to assist in homeownership.

The implementation of grant funded ROSS programs (noted above) at strategic public housing sites to provide one-on-one coaching to families with the goal of increasing the household's income and assisting the household with attaining homeownership within a three-year period.

Actions taken to provide assistance to troubled PHAs:

HACR has been recognized by HUD as a "High" performer for the last 12 years through the Section Eight Management Assessment Program (SEMAP).

According to HUD, there are approximately 3,300 public housing agencies (PHAs) in the United States. SEMAP is used to remotely measure performance and administration of the housing choice voucher program. SEMAP was designed to improve program performance and helps HUD to target monitoring and assistance to PHA programs that need the most improvement. SEMAP measures 14 key areas of performance to show whether PHAs help eligible families to afford decent rental units at a reasonable subsidy cost as intended by Federal housing legislation.

The 14 key indicators of PHA performance are:

1. Proper selection of applicants from the housing choice voucher waiting list
2. Sound determination of reasonable rent for each unit leased
3. Establishment of payment standards within the required range of the HUD fair market rent
4. Accurate verification of family income
5. Timely annual reexaminations of family income
6. Correct calculation of the tenant share of the rent and the housing assistance payment
7. Maintenance of a current schedule of allowances for tenant utility costs
8. Ensure units comply with the housing quality standards before families enter into leases and PHAs enter into housing assistance contracts
9. Timely annual housing quality inspections
10. Performing of quality control inspections to ensure housing quality
11. Ensure that landlords and tenants promptly correct housing quality deficiencies
12. Ensure that all available housing choice vouchers are used
13. Expand housing choice outside areas of poverty or minority concentration
14. Enroll families in the family self-sufficiency (FSS) program as required and help FSS families achieve increases in employment income.

HUD will annually assign each PHA a rating on each of the 14 indicators and an overall performance rating of high, standard, or troubled. If a PHA does not perform adequately on any of the 14 indicators or is assigned an overall performance rating of troubled, these cases require corrective action. HUD will conduct on-site reviews of PHAs rated troubled to assess the magnitude and seriousness of the problems. The PHA must implement a thorough corrective action plan that HUD will monitor, to ensure improvement in program management.

In FY 2014-15, HACR scored 93 points out of 100 to achieve a "High" performer designation and has consistently scored above 90 points for the past 12 years.

CR-35 - Other Actions 91.220(j)-(k); 91.320(i)-(j)

Actions taken to remove or ameliorate the negative effects of public policies that serve as barriers to affordable housing such as land use controls, tax policies affecting land, zoning ordinances, building codes, fees and charges, growth limitations, and policies affecting the return on residential investment. 91.220 (j); 91.320 (i)

The dissolution of redevelopment agencies fundamentally altered affordable housing finance in California. Redevelopment funds provided a fairly predictable source of funds for affordable housing development. HACR housing developers are now left with access to the County's CDBG and HOME funding. Affordable housing developers must become even more strategic in negotiating a successful critical path in their efforts to increase the supply of affordable housing.

The County uses a multi-faceted strategy to address barriers to affordable housing. Limited resources dictate that strategies be focused on the most effective tools possible. A major focus involves the use of both financial and processing assistance to maximize as many housing units as possible. This approach allows the County to quantify affordable housing production and make adjustments to development strategies as necessary.

The County assistance includes implementation of the following programs:

Project Ombudsman: This program involves the designation of a staff liaison or Ombudsman to work with affordable housing developers and their representatives.

Gap Financing: Gap financing offers financial assistance in the form of grants; or below market-interest rate loans; and other favorable repayment terms.

Fee Subsidies: Under certain circumstances, the County will subsidize the payment of development fees.

Waivers of Development Mitigation Fees: Under County Ordinance Number 659 fee waivers can be granted for publicly subsidized affordable housing projects.

Public Opposition as a Barrier to Affordable Housing: The County will continue to educate the public about the social and economic benefits of affordable housing.

Fair Housing as a Barrier to Affordable Housing: The County will continue to affirmatively further fair housing county-wide.

Tax Policies: The County keeps property taxes at a minimum and does not have a residential or business utility tax.

Fast Track and Priority Processing: The intent of this program is to expedite the construction of affordable housing projects through all phases of the approval process.

Additionally the County's Transportation and Land Management Agency (TLMA) and the HACR are coordinating the preparation of the Housing Element, with comprehensive housing policies, goals, and programs. The Housing Element includes an analysis of existing and projected housing needs; an analysis of potential governmental constraints; residential land inventory; housing policies; programs; and quantified objectives to address housing needs.

Actions taken to address obstacles to meeting underserved needs. 91.220(k); 91.320(j)

One of the most important steps in addressing obstacles to community development is identification and evaluation. In Riverside County, obstacles for CPD-funded activities include language and culture, location and geography, limited resources, and program restrictions and regulations. Unfortunately, these barriers and challenges hinder the development and implementation of important programs intended to serve those most in need.

As in most jurisdictions, the largest obstacle to meeting underserved needs is funding. While Federal funding through CDBG and HOME has decreased over recent years, development and service provision costs have been increasing causing a larger gap between funding and need. To address this obstacle, the County strongly encourages its own agencies as well as cooperating cities and other sub-recipients to seek other resources, collaborate and build new partnerships, and to leverage additional funding whenever possible from local, State, Federal, and private sources. The County urges CPD-funded programs and services to be flexible, while at the same time to be as efficient and effective as possible to achieve expected performance outcomes.

Riverside County is geographically very large: Many of the targeted lower-income communities are located in remote rural areas, suburban fringe areas, and within large urban settings. An effective tool used by the County is the community-based forum. These include the Community Councils and Municipal Advisory Councils. These non-elected public bodies provide ideal forums for residents and other stakeholders to express their concerns and assess community development needs. Also, the County and other organizations have the opportunity to directly discuss programs, plans, and projects during these meetings.

The County encourages the participation of all its citizens, including minorities and non-English speaking persons, as well as persons with disabilities. To provide additional assistance, the County and nearly all CPD sub-recipients have bilingual staff sensitive to cultural traditions, issues, and values. The County makes every effort to ensure that Limited English Proficient (LEP) persons have meaningful access to federally funded programs and services as is required under Title VI of the Civil Rights Act of 1964. In areas where the County has determined that there is a substantial non-English speaking population within its jurisdiction, public notices, including notifications of funding cycles and Citizen Participation meetings, are published in English and in the appropriate language(s). Additionally, it is the policy of Riverside County that there shall be no discrimination against persons because of race, religion, age, creed, color, sex, disability, sexual orientation, national origin, marital status, veteran's status or political

belief or affiliation, and that equal opportunity and access to facilities shall be available to all. The County is committed to providing equal access in its programs, services, and activities for all persons, including persons with disabilities.

Finally, County staff responded to increased programmatic and administrative demands by creating greater internal efficiencies and realigning program and service delivery internally and within its provider network. Staff worked collaboratively with County officials, as well as with other County departments to identify projects that met Federal community development program eligibility and timely draw down requirements. Staff continues to fine-tune this approach to help ensure projects are ready to go and project funds are spent quickly and effectively.

Actions taken to reduce lead-based paint hazards. 91.220(k); 91.320(j)

Riverside County continues to implement various lead-based paint programs through the Department of Environmental Health (DEH), Office of Industrial Hygiene (OIH). The OIH oversees the following lead-based programs:

Childhood Lead Poisoning Prevention Program: The Riverside County Departments of Environmental Health (DEH) and Public Health (PH) work in conjunction to test and identify children who have been exposed to lead. A total of 9 households were assisted through this program during fiscal year 2014.

Lead Hazard Reduction Compliance and Enforcement Program: State law, as implemented by Senate Bill 460, grants authority to local health departments to require the enforcement and prosecution of persons who refuse to abate lead hazards in housing occupied by low-income families with children. The Lead Hazard Control Program is funded under this grant and implements SB 460 which allowed changes to State health and housing laws to make creating lead hazards a crime. A total of 8 lead-based paint complaints were investigated by the DEH during fiscal year 2014.

The County of Riverside will continue to actively operate, subject to the availability of funding lead reduction programs as well as out-reach and educational programs.

Actions taken to reduce the number of poverty-level families. 91.220(k); 91.320(j)

The County continues its efforts to promote HUD Section 3 contracting and hiring for both the CDBG and HOME programs. The County requires all contractors with either CDBG or HOME-funded construction contracts of $100,000 or more to comply with Section 3 requirements (24 CFR Part 135) - directing their hiring efforts to include low-income residents and Section 3 businesses. For 2014-2015, there were no reported Section 3 hiring or subcontracting for the HOME program. For 2014-2015, there was 1 reported Section 3 hiring or subcontracting for the CDBG program.

The County recognizes the long-term benefits of investing in economic development. Job creation, microenterprise assistance, business finance assistance, and technical assistance to businesses are all classified as economic development. The County funds and supports activities that create and retain jobs and have a direct community and financial impact. Activities undertaken in PY 2014-2015 utilized funds in an effort to reduce persons in poverty and improve the quality of life and economic stability for residents; either directly or indirectly.

The Riverside County Workforce Development Centers achieved the following in FY 2014-2015:

Job Seeker Services

- 59,478 new and returning job seekers were provided with employment and career services.
- 4,242 new Veterans received job seeker services.
- 349 job seekers are currently receiving industry-related training.

Business Solutions

- 1,216 qualified candidates were hired by our business customers.
- 221 Hiring Incentive Program contracts were executed with businesses.

Youth Services

- 1,372 new and returning youth, ages 16-21, received long-term, comprehensive services including educational assistance and preparation for entering the workforce.
- 325 disconnected young adults, ages 18-24, received intensive services through the @LIKE Program - Linking Innovation, Knowledge and Employment.

During the 2014-2015 program year, the County of Riverside's Economic Development projects, collaborations and initiatives included:

FAST TRACK PERMIT PROCESSING

Completed and Active Projects

1. BMW Performance School, Thermal, 4th District
2. RDO Equipment, Highgrove, 2nd District
3. Denny's, Mecca, 4th District
4. Cal Premium Treats, Mead Valley, 1st District
5. I-10 Gateway Project, Cherry Valley, 5th District
6. Arizona Electric Power Company, Anza, 3rd District
7. Blythe Mesa II Solar Project, Blythe, 4th District
8. iHerb, Mead Valley, 1st District
9. Rite Aid, Woodcrest, 1st District
10. Avensole Winery, Temecula Wine Country, 3rd District
11. Mt. Palomar Winery, Temecula Wine Country, 3rd District
12. French Valley Airport Center, French Valley, 3rd District
13. Fiore Stone, El Cerrito, 2nd District
14. Spectracolor/Clendenen Development, Temescal Canyon, 1st District
15. CV Communities, Lake Hills, 1st District
16. Cornerstone Communities, Winchester, 3rd District

INLAND SOCAL LINK INNOVATION HUB

The Inland SoCal Link iHub was designated in the fall of 2013 by the Governor's Office of Business and Economic Development (GO-Biz) and recognizes an innovative partnership between the counties of Riverside and San Bernardino, the University of California, Riverside and the Port of Los Angeles. The iHub partnership is based on the premise that the inland Southern California counties and the Port of Los Angeles are linked by trade corridors that are part of an international economy that spans the entire

region. Collaboration amongst the iHub partners is mutually beneficial and facilitates economic development in inland Southern California while supporting the goals and objectives of the Port of Los Angeles.

Activities associated with the iHub include:

1. Participated with Los Angeles Regional Export Council on Southern California MOU with seven Chinese provinces for international trade opportunities.
2. Coordinated and participated in the University of California, Riverside's Innovation Day which highlighted start-up and emerging technology entrepreneurs from the campus.
3. Riverside and SB County EDAs attended (with LA Port's support) the SelectUSA conference in Washington D.C. to promote the Inland So Cal Link iHub to an international audience (March 2015)
4. Supported the TriTech Small Business Development Center including its annual Funding the Big Idea event and competition.
5. Support the establishment of the Riverside County and University of California, Riverside ExCITE incubator which has already yielded 6 new start-up companies and created 25 jobs.
6. Hosted statewide iHub Coordinators at the University of California, Riverside on 2/26/15.
7. Meetings/presentations with trade and other organizations:
    a. Hong Kong Trade Development Council
    b. Los Angeles Regional Export Council on the recommendations of the Brooking Institute
    c. Ministry of Commerce of the Government of the People's Republic of China
    d. Japan External Trade Organization (JETRO)
    e. This meeting generated connections made with JETRO companies at the Medical Device Manufacturing show in Anaheim in 2015
8. Awards/Recognitions: Finalist – IEEP Red Tape to Red Carpet Award

RIVERSIDE ExCITE INCUBATOR

Riverside ExCITE, a collaborative between local business leaders, UC Riverside, the City of Riverside, and the County of Riverside, had its grand opening in November of 2014. The goal of ExCITE is to facilitate the successful incubation and acceleration of start-up companies engaged in entrepreneurial research and development of advanced technologies to create high technology jobs in Riverside County. The incubator aims to increase the number of successful start-up businesses in the region by providing a location for business synthesis, mentorship and management; access to financial resources and information; access to marketing and professional services; and technology transfer from domestic and foreign universities, organizations and governments.

ExCITE currently houses four start-up companies. Prior to opening its physical location, ExCITE had the opportunity to support two companies in space provided by the County of Riverside. Zyante, an interactive textbook company, has been so successful they are now operating in their own space in Riverside and employs over 10 people. The Board of Directors is looking to increase the number of successful high-tech start-ups like Zyante.

RIVERSIDE COUNTY INNOVATION ALLIANCE

EDA formed a partnership with the Tech Coast Angels (largest Venture Capital organization in the U.S.) and Riverside Community College (Tri-Tech) to develop innovation and technology initiatives that will support high-tech job creation and diversification of the region's economy.

RIVERSIDE COUNTY BUSINESS CENTER

The Riverside County Business Center is designed to provide a physical space for EDA's business attraction efforts and to facilitate real time business concierge services for the business community and regional stakeholders. The center will provide retail business assistance in a modern business environment located adjacent to the CAC and the ExCITE business incubator. The center will also provide arts and tourism related information to clients who wish to know more about the many cultural and recreational amenities the region offers. The Center is set to open in the Summer 2015.

REGIONAL PARTNERSHIPS

Riverside County's involvement has forged critical partnerships with internal and external partners that allow it to be on the forefront of economic development activity at the state and local level. Involvement in these organizations yields tremendous benefit to the county in the form of lead generation, policy formulation, and capacity building. Partners include:

1. U.S. Small Business Administration
2. CA Governor's Office of Business and Economic Development
3. Greater Riverside Chambers of Commerce
4. Inland Empire Small Business Development Center
5. TriTech Small Business Development Center
6. Corporate Real Estate Network
7. Industrial Asset Management Council
8. California Association for Local Economic Development
9. Team California Executive Committee of Board of Directors
10. National Association of Industrial & Office Properties
11. Southwest California Economic Development Corporation Board of Directors
12. Coachella Valley Economic Partnership Board of Directors
13. Inland Empire Economic Partnership
14. Enterprise Funding Corporation Board of Directors
15. InSoCal Connect
16. Naval Warfare Assessment Center, Norco
17. Temecula Valley Winegrower's Association
18. Coachella Valley Economic Partnership
19. Riverside County Waste Resource Department, Solid Waste Advisory Board Member

BUSINESS SOLUTIONS

The County of Riverside's local workforce development system is working intensively with businesses to provide ongoing opportunities to both jobseekers and employers. Through continued outreach and marketing, the county's Business Solutions team has increased awareness of resources available through the local One-Stop Centers and helped to meet the workforce needs of employers.

The Business Solutions Team focuses its outreach activities on the local Workforce Investment Board's (WIB) five priority industry sectors: Healthcare; Manufacturing; Professional and Business Services; Logistics; Infrastructure (including Construction, Utilities, and Renewable Energy. The outreach efforts of the Business Solutions Team remains focused on engaging small and medium-sized business within local workforce investment area.

The County of Riverside's Economic Development Agency continues to focus substantial resources on County sponsored economic development initiatives that expand the economic capacity of the region.

Agency resources are being directed by a newly revamped Economic Development Strategic Plan and the consolidation of county business units affiliated with economic development work. The Agency's overarching strategic goals for the next five year period, 2015-2020, as detailed in the newly revised Economic Development Strategic Plan are:

1. Maximize job creation and investment in the region
2. Develop a local workforce prepared for the 21st century economy
3. Ensure a business friendly regional climate
4. Strategic infrastructure investment and land use policies
5. Create thriving and sustainable communities

Actions taken to develop institutional structure. 91.220(k); 91.320(j)

The formation of sustainable partnerships and collaboration is essential to maintain a strong institutional structure for meeting affordable housing, community, social and economic development needs of low- and moderate-income persons throughout the County. The institutional structure is comprised of various government agencies, participating cities, nonprofit organizations, and other private and public establishments. The relationships and interaction of these organizations as they deliver programs and undertake activities is known as the County's housing and community development delivery system. The County will make every effort to improve institutional structure by continuing to build and improve relationships with local service providers, work with the other local jurisdiction in order to increase collaboration and make processes more efficient and standardized, and continue to assist the homeless and those at risk of becoming homeless by supporting non-profits that offer solutions and services to the homeless. The County's Economic Development Agency is responsible for the administration of the Community Planning and Development programs. Staff is specifically responsible for the administration, implementation, and compliance of programs funded with these sources.

The County maintains active partnerships with many other agencies and organizations which is an integral part of the institutional structure and success of the CPD funded projects and programs.

Riverside County Economic Development Agency (EDA)

EDA serves as the lead agency in coordinating and monitoring the use of Federal funds and is responsible for the administration of all HUD CPD programs for Riverside County. CPD funds are allocated within the five Supervisorial Districts, fourteen Cooperating Cities, and one Metropolitan City. Individual staff members have been assigned to work in each of these areas and participate in a variety of activities at the local level.

The Housing Authority of the County of Riverside (HACR)

HACR is empowered under the State Housing Authority Laws to provide safe and sanitary housing for low-income persons. HACR provides the following programs: Section 8 Rent Subsidy Program (8,927 vouchers), Public Housing Program (469 units), a Family Self-Sufficiency (FSS) program (Section 8 participants), Housing Opportunities for Persons With Aids (HOPWA), the Shelter Plus Care program in partnership with Mental Health Department, and also works with the Child Protective Services Division of the Department of Public Services assisting families with children. In addition, the Housing Authority

of the County of Riverside (HACR) was designated as the Successor Agency of the redevelopment housing functions. As of February 1, 2012, all RDA housing projects and activities were transferred to HACR.

Community Development Housing Organizations (CHDO)

The County is required to allocate a minimum of 15% of its HOME funds for use by certified Community Housing Development Organizations (CHDOs) for new construction, acquisition, and/or rehabilitation of affordable rental housing. CHDOs are required to recertify with the County annually to be eligible to apply for HOME funds. To recertify, CHDOs must meet the guidelines defined in Section 92.2 of the HOME final rule, 24 CFR part 92.

In allocating CHDO funds, the County requires CHDOs to direct their activities towards low- and moderate-income households. These activities include providing affordable housing for low-income households and appropriate housing for elderly and disabled households. The County is in compliance and anticipates exceeding the 15% threshold.

Coachella Valley Housing Coalition, Riverside Housing Development Corporation, and Mercy House CHDO, Inc., are currently certified as a CHDOs by the County. The County obligated $671,383 in CHDO set-aside funds for FY2014-2015. A total of $127,658 was expended for CHDO funded projects during FY 2014-2015.

The Department of Public Social Services (DPSS)

DPSS is comprised of employees who work collectively and in partnership with community-based organizations to serve the needs of the community. DPSS interacts with people on many levels, thereby impacting their daily lives through child care, education, employment, training, health and human services, homelessness, and housing. The department also serves as the lead agency and grantee for the Riverside County Continuum of Care (CoC) Program.

The DPSS homeless program unit is also the HUD grantee responsible for administering a Homeless Management Information System (HMIS) for the County of Riverside CoC. DPSS has the responsibility to establish, support, and manage the HMIS in a manner that meets standards for data quality, privacy, security, and other requirements for organizations participating in HMIS.

Riverside County Continuum of Care (CoC)

The CoC is a network of private and public sector homeless service providers, designed to promote community-wide planning and to improve coordination and integration with mainstream resources and other community programs for people who are experiencing or at-risk of becoming homeless. The goal is to improve and expand the collection of data countywide, develop performance measurements, and allow for communities to collaborate and to tailor their own program to the particular strengths and challenges within the community.

The present day CoC Program resulted from the Homeless Emergency Assistance and Rapid Transition to Housing Act of 2009 (HEARTH), which consolidated the three separate McKinney-Vento homeless assistance programs (Supportive Housing Program, Shelter Plus Care Program, and Section 8 moderate Rehabilitation SRO Program) into a single grant program. The CoC program is designed to organize and deliver supportive social services, including housing options, which meet the specific needs of homeless individuals and families. Ultimately the goal of the CoC is to move homeless people toward stable housing and maximum self-sufficiency.

EDA consulted with the County CoC in servicing the needs of the homeless during the 2014-2015 program year. This joint effort has worked successfully in the past and EDA pledges its continuing support of the endeavor.

Neighborhood Enhancement Unit (NEU)/Home Enhancement Program (HEP)

This County unit continues to work with communities and their leaders in their respective districts to provide *Special Neighborhood Clean-Up Campaigns* as well as educational materials and resources to residents including: community cleanups, Spanish/English workshops, school assemblies, and community information fairs. They attend community meetings and participate with other County departments in answering questions and providing information on health and safety issues, community sustainability programs, and slum and blight eradication services. Home grants assist homeowners with rehabilitation of stick-built and modular (attached to private land) owner-occupied single-family residences. Grants are for the cost of repairs relative to the health, safety, and Housing Quality Standards of a property as defined by US Department of Housing and Urban Development. Individual grants will not exceed the amount of $25,000.

Code Enforcement

The County continues to provide community Code Enforcement activities through the Code Enforcement Division, under the umbrella of the Transportation and Land Management Agency. This Division is responsible for inspections and enforcing County ordinances relating to public nuisances, zoning violations, and other issues relevant to the needs of the unincorporated communities. Code Enforcement currently uses CDBG funds to pay for costs associated with the enforcement of local codes.

Code Enforcement is identified as a priority, especially in the lower-income and blighted target areas throughout the County. Code Enforcement priorities consist of inspecting substandard structures that have been determined to be uninhabitable and pose a threat to public health and safety in deteriorated areas. Code enforcement together with public/private sector improvements are expected to reverse the decline in these areas.

Urban County Program Participants

The following cities participated in the County's 2014-15 CPD program and were responsible for delivering specific programs and activities in their communities:

1. City of Banning — District 5
2. City of Beaumont — District 5
3. City of Blythe — District 4
4. Canyon Lake — District 1

5. City of Coachella District 4
6. City of Desert Hot Springs District 4
7. City of Eastvale District 2
8. City of Indian Wells District 4
9. City of La Quinta District 4
10. City of Lake Elsinore (Metro City) District 1
11. City of Murrieta District 3
12. City of Norco District 2
13. City of San Jacinto District 3
14. City of Wildomar District 1

The City of Lake Elsinore chose to participate in the County's Urban County program as a Joint Metro City/Urban County participant. The City's allocation for 2014-15, as determined by HUD, was $386,815 less twelve percent (12%) retained by the County for administrating the City's CDBG program. Lake Elsinore funded eight (8) projects (including Admin) for the 2014-15 program year totaling $386,815. The activities included CDBG program administration, public service, public facility, and code enforcement.

Major Nonprofit Organizations

This section provides a sampling of the many non-profit organizations that provide viable and essential services to low-income residents.

Senior Services
Family Service Association of Western Riverside County
Murrieta Senior Center

Youth Services
Boys & Girls Club of San Gorgonio Pass
Operation Safehouse
Inspiring Life Skills Training

Homeless Services
Whiteside Manor
Roy's Desert Resource Center
Path of Life Ministries
Lutheran Social Services of Southern California

Food Pantry's
Helping People in Need (H.O.P.E.)
Community Food Pantry of Murrieta

Domestic Violence
Safe Alternatives for Everyone

Health Services
Michelle's Place, Breast Cancer Resource Center
Martha's Village and Kitchen

These efforts bring more than just leveraged financial resources to a project; they provide additional experience, knowledge, information, facilities, strategies, and other valuable resources. The County continues to encourage and support the formation of these joint efforts for projects and activities that create viable, self-sufficient communities; decent, affordable housing; a suitable living environment; and expanded economic development opportunities for low-income persons. The County values its partners and affiliated agencies and recognizes their vital contributions to improving the health and well-being of the entire community. Refer to attachment PR03 for specific details of these programs.

Actions taken to enhance coordination between public and private housing and social service agencies. 91.220(k); 91.320(j):

Coordination efforts have been instrumental in meeting the wide-range of community development needs in the County. The County has taken the initiative to develop more opportunities and continues to encourage and support the formation of these joint efforts for projects and activities that will create viable, self-sufficient communities; decent, affordable housing; a suitable living environment; and expanded economic development opportunities for low-income persons.

The County strives to increase affordable housing collaborative efforts with public and private sector entities, numerous advisory agencies, Community Housing Development Organizations ("CHDOs"), lending institutions, as well as other service providers including Catholic Charities, Office on Aging, and Code Enforcement. Efforts to increase the participation of the CDBG, HOME, Low-income Tax Credit, Federal, State and other local housing program sources will be directed at:

- Strengthening the housing service delivery system by working more closely with the Housing Authority and by collaborating with non-profit organizations;
- Integrating community development block grant housing programs;
- Increasing the involvement of the Community Council, Housing Review Committee, and the Municipal Advisory Council (MAC); and
- Working more closely with identified Community Housing Development Organizations ("CHDOs") as well as local city governments.

The County continues to expand its relationships with a variety of groups and agencies in an effort to better meet the needs of the community. Addressing the community, social, and economic development needs of low- and moderate- income people throughout Riverside County is a comprehensive and daunting undertaking. No one agency or organization alone can successfully accomplish the task. The formation of sustainable partnerships and collaboration is essential. These efforts bring more than just leveraged financial resources to a project; they provide additional experience, knowledge, information, facilities, strategies, and other valuable resources.

Identify actions taken to overcome the effects of any impediments identified in the jurisdictions analysis of impediments to fair housing choice. 91.520(a):

The County completed a Fair Housing Impediments Study in March 2014. An audit analysis, conducted by the Fair Housing Council of Riverside County (FHCRC), which suggests that housing discrimination persists county-wide, in subtle and not so subtle forms, particularly in the categories of disability and

race, and in the mortgage lending industry. The following issues were identified as current impediments to fair housing county-wide. Some of the recommended strategies may support already existing or proposed programs within Riverside County. These suggestions are still included to emphasize their importance.

1. Lack of Affordable Housing
2. Lack of Available Housing
3. Marketing and Viewing of Available Units
4. Rental Housing Qualification Criteria
5. Predatory Lending and Steering
6. Predatory Lending Practices

AI Recommendations and Actions Undertaken in Program Year 2014-2015

The implementation of the following recommendations, as identified in the 2014 Fair Housing Impediment Study, helped ensure access to fair housing during the 2014-2015 FY:

Impediment 1: Lack of Affordable Housing
Recommendations:

- Alleviate governmental constraints which add to the cost of housing and developer costs.
- Reduce the cost of housing to the consumer, be it rental or single-family homes, through the elimination of unnecessary governmental actions, policies, and regulations.
- Increase the number of Agency-funded affordable single and multifamily housing projects.

Impediment 2: Lack of Available Housing
Recommendation:

- Increase the number of Agency-funded affordable single and multifamily housing projects.

Impediment 3: Marketing and Viewing of Available Units
Recommendation:

- Rental property owners, managers, and realtors should be encouraged to provide written documentation to all applicants which include the listings of all available housing, standard information on the terms and conditions of the application process, posting Fair Housing informational signs, and providing Fair Housing literature.

Impediment 4: Rental Housing Qualification Criteria
Recommendation:

- Encourage rental property owners, managers, and realtors to provide written documentation to all applicants including the listings of all available housing, standard information on the terms and conditions of the application process, such as income qualifications, down payments, and other fees and expenses, posting Fair Housing informational signs, and providing Fair Housing literature.

Impediment 5: Predatory Lending and Steering
Recommendation:

- Continue to provide homebuyer education, credit counseling, fair housing counseling, and

awareness training to the first-time home buyers and homeowners, particularly low-income and very low-income applicants.

Impediment 6: Predatory Lending Practices
Recommendations:

- Contract with the Fair Housing Council of Riverside County, Inc., to conduct audit testing.
- Continue to develop, expand, and provide more education and outreach to housing providers, community organizations, and the general public regarding housing discrimination, fair housing laws, and services provided by the Fair Housing Council.
- Continue homebuyer education programs and ongoing education for participants in the first-time homebuyer program provided by the Fair Housing Council.

Affirmatively Furthering Fair Housing

- Housing impediments are considered to be substantial barriers to fair housing choices for the affected individual/families due to the fact that impediments potentially prevent access to housing, a basic and vital need. Impediments are known to produce multiple effects on a family's social structure, enforce negativity, attack the quality of education, exacerbate health and safety problems through overcrowding, and stifle economic growth within communities.

- In the past, impediments were primarily seen as race, color, national origin, religion, sex, familial status (presence of children), disabilities, age, marital status, and social economics. Today, the Fair Housing Council of Riverside County, Inc. (FHCRC) continues to see evidence of the impediment that has been created due to substandard lending practices within the housing/lending industry. With the impact of this county's high foreclosure rate, the FHCRC anticipated the increased need for affordable rental housing. In addition, with the increase of low-income individuals being evicted from their apartments due job loss, there may also be an increase in homelessness.

- During FY 2014-2015, FHCRC continued to reduce housing injustice through intensified education and outreach activities resulting in an enhanced awareness of fair housing laws and outreach activities. The foreclosure problem for many throughout the County caused a significant increase in calls for service.

Although the housing crisis remains prevalent and cumbersome, FHCRC's First-Time Home Buyers Program has grown immensely; as a result of individuals receiving education through the First Time Home Buyers Workshops the future of homeownership in the County of Riverside will undoubtedly improve.

CR-40 - Monitoring 91.220 and 91.230

Describe the standards and procedures used to monitor activities carried out in furtherance of the plan and used to ensure long-term compliance with requirements of the programs involved, including minority business outreach and the comprehensive planning requirements

In accordance with HUD CPD program regulations, the County continually monitors all CPD-funded sub-recipients and their activities. Monitoring Policies were developed and adopted in April, 2006, through Administrative Program Notice 2006.01, to ensure compliance with 24 CFR 570.502 (CDBG) and 24 CFR 576.108 (ESG). The County has identified two components of effective Program monitoring: internal (EDA) and external (Sub-recipients). Internal monitoring encompasses the actions, procedures, and performance of County staff. External or sub-recipient monitoring is directed at those organizations or entities receiving CDBG or ESG funding. These include the cooperating cities/metropolitan cities and their sub-recipients, Sponsors (non-profits), and County Agencies. Monitoring can take a number of forms and can include review of progress reports, telephone consultation, and performance of on-site assessments.

Monitoring activities of sub-recipients are carried out through the following methods:

Federal Regulatory Compliance- Staff ensures that all CPD funded activities comply with applicable Federal regulations including environmental clearance, labor compliance, procurement procedures, affirmative action, equal opportunity, and fair housing.

CPD-Funded Project/Activity Review- Adherence to community priority needs as set forth in the Five-Year Consolidated Plan. Contracts and Agreements-As contracts are written, strict controls are placed on the use of funds. County Counsel and staff ensure that all contracts contain the necessary language detailing HUD and County requirements. Staff monitors contracts and funded activities on a consistent basis for compliance, financial management systems and programmatic activity. Staff performs frequent reviews of expenditures during the PY and recommended OYAP amendments to facilitate timely expenditures. For OYAP substantial amendments, the Board of Supervisors approve the defunding of slow-moving activities and reallocating funds to other priority activities that could utilize the funds expeditiously.

Project Reporting- Performance measures are established as part of the agreement, sub-recipients are required to submit a program “benefit” report on a monthly, quarterly, and annual basis.

On-site Visits- This is done annually for technical and financial oversight, including progress of the sub-recipient’s work plan, performance schedule, and budget. Site visits include, but are not limited to: monitoring recipients for compliance with the terms and conditions of the executed contract; assuring that recipients submit required audits; assuring recipient’s requests for reimbursement are submitted in a timely manner and in the proper format; and assuring recipients are maintaining current files and records. A site visit/monitoring sheet is kept in each project file. If a recipient is found in violation, a written notification of findings is sent and a follow-up monitoring visit(s) is conducted, if necessary.

Business Outreach – On large projects, program staff monitor minority business outreach, Davis-Bacon and Section 3 requirements, and the collection of project data. The Riverside County Board of Supervisors adopted an Affirmative Action Policy Statement to ensure compliance with Section 3. The

purpose of Section 3 is to ensure that employment and other economic opportunities generated by HUD assistance or HUD-assisted projects covered by Section 3, shall, to the greatest extent feasible, be directed to low- and very low-income persons, particularly persons who are recipients of HUD assistance for housing (Public Housing Authority, Section 8). Section 3 only applies to construction activities over $100,000.

It is an established County policy to:

- Enlist the support of community agencies, schools, and unions in the recruitment, hiring, and training of low-income persons residing within Section 3 project areas.
- Insure that project area businesses are afforded a maximum feasible opportunity to bid on contracts.
- Insure that contractors understand and comply with their obligations under the Act.
- Monitor and evaluate the effectiveness with which the plan is being carried out. All contractors and sub-contractors are expected to demonstrate support and cooperation in the implementation of this program.

It is recommended that contractors comply with the following affirmative steps designed to maximize participation by minority and female-owned business enterprises in construction or service contracts funded with Community Development Block Grant (CDBG) funds:

•Notice of Inviting Bids be disseminated to the minority and women contractor associations and business development centers (list provided). In order to insure compliance with this action, sponsors are to submit copies of registered or certified letters informing these groups of procurement opportunities.

•The Notice of Inviting Bids shall be published in a newspaper of general circulation as well as one of the local minority newspapers. It is recommended to make the notice available to plan rooms or construction industry publications (provided).

Program staff attends pre-construction meetings to monitor construction activity, anticipate funding requirements, and be aware of potential change orders that might result from unexpected complications on-site. It is the County's responsibility to review construction bid documents and authorize contractors to advertise for bids. The County ultimately approves the contractor or contractors selected before contracts can be awarded and before the pre-construction conference can be scheduled.

The four basic goals for oversight and monitoring of the progress and performance of ESG grantees/recipients include:

•Ensure that ESG funds are used effectively to assist homeless individuals and families and that the basic ESG program goals are met;

•Ensure compliance with ESG regulations and program requirements in the usage of funds and in carrying out program activities;

•Ensure complete and accurate client demographics are entered in HMIS; and

- Enhance and develop the management capacity of grantees or recipients.

HOME Project Monitoring:

Each agreement for the use of HOME funds for an affordable housing project is approved by the Riverside County Board of Supervisors and is governed by the HOME agreement which sets forth the guidelines for each project. The majority of HOME agreements require the delivery of HOME project compliance reports on an annual basis. These reports are reviewed on a semi-annual basis for compliance using the HOME agreement requirements and HOME regulations. In addition to the review of annual compliance reports, compliance staff also conducts yearly site visits. The level of a site visit is based upon program requirements, regulatory agreements, and the use of a risk assessment tool. Staff also facilitates annual Monitoring Technical Assistance Workshops, which are geared towards property owners and property management company personnel to address monitoring requirements and Compliance concerns.

Citizen Participation Plan 91.105(d); 91.115(d)

Describe the efforts to provide citizens with reasonable notice and an opportunity to comment on performance reports.

The County's adopted Citizen Participation Plan (CPP) sets the minimum requirements for the development of the CAPER, criteria for amendments, public comments, provision of public hearings, meetings, publishing of the document, and its availability to the public, access to records, provision of technical assistance to groups representing low- to moderate-income persons, procedures to handle complaints, and the monitoring and evaluation responsibilities. The County strongly supports and encourages the participation, input, cooperation, and feedback from all residents of the County in the administration of its CPD-funded programs and the development of the CAPER. This is primarily accomplished through the County's (EDA) ongoing participation in community-based taskforces, committees, community councils, advisory boards, and other forums.

Prior to the CAPER submission, the County published a public notice in English and Spanish in a newspaper of general distribution advising residents of the availability of the CAPER for public review and comment. The CAPER is placed in the front offices of the Economic Development Agency in Riverside and Indio and on the Department's website, www.rivcoeda.org, for the required 15 days beginning September 9, 2015 prior to submission to HUD. Interested persons could submit written, oral, or electronically sent comments until 4:00 PM on September 24, 2015. All residents are given reasonable access to information and records regarding the CAPER. EDA policy is that program records maintained on file, requiring research and compilation will be provided within a reasonable time period upon receipt of a written request, which specifically states the information desired. Copies of the final CAPER are available upon request, made in person or by mail. The CAPER is also available in printable format on the web site referenced above.

There were no comments received regarding the 2014-2015 CAPER during the 15 day comment period.

A copy of the public notice concerning the CAPER is available in the Appendix. Pursuant to 24 CFR 91.105(e), a public hearing will be held in December, 2015, as part of the regular Board of Supervisor meeting to obtain the views and comments of residents, service providers, local governments, and other interested parties regarding the performance of the County's HUD/CPD-funded programs (Community Development Block Grant (CDBG), Home Investment Partnership Act (HOME); and the Emergency Solutions Grant (ESG) as related to the 2014-2015 Consolidated Annual Performance and Evaluation Report(CAPER). As previously noted, there were no written comments submitted to EDA to be included with 2014-2015 CDBG, HOME, and ESG activity accomplishments, to be presented at the public hearing.

The public was notified that for all steps and/or actions related to the CAPER and Citizen Participation process accommodations under the Americans with Disabilities act are available upon request.

CR-45 - CDBG 91.520(c)

Specify the nature of, and reasons for, any changes in the jurisdiction's program objectives and indications of how the jurisdiction would change its programs as a result of its experiences.

The CAPER is prepared annually to capture progress toward meeting identified needs and achieving goals. The County has been successful in implementing its public improvement and community service projects and programs as well as meeting the established objectives and foresees continued progress through the 2014-2019 Consolidated Plan and One-Year Action Plans. Key data related to each of the goals and outcomes are summarized in section CR-05. These accomplishment tables are generated to measure outputs and outcomes for CDBG, HOME, and ESG. HUD implemented this ongoing performance process to assess efficiency, cost effectiveness, and the impact of projects and programs in County neighborhoods. As a result of monitoring performance measures, operational assessments, resource allocation issues, and policy questions can be identified and addressed in a timely manner. For example, when funding is not moving quickly, an alternate project or program is recommended. The County strongly supports and encourages community-wide participation, input, cooperation, and feedback from all residents of the County in the administration of its CPD-funded programs. The County continues its commitment to meeting priority goals outlined in the 2014-2019 Five Year Consolidated Plan and One-Year Action Plans. The County's Citizen Participation Plan allows for minor and technical amendments. Substantial amendments require approval by the County Board of Supervisors through a public notice and public hearing.

The following actions were taken in relation to minor, technical, and substantial amendments during the 2014-2015 program year, approved in the 2014-15 Substantial Amendments Five-Year Consolidated Plan/2014-2015 One Year Action Plan- Version 2:

<u>2014-2015 One Year Action Plan- Sections AP20/AP23, SP35/AP15 Amendments</u>

IDIS#5515 - Reprogram From 2.NR.30-13, Prior Year Carry-in ($97,221.81) Increase in Carry-in Funds SP35/AP15
IDIS#5605 - Reprogram from Canceled Project 2.NR.34-14 ($74,138.00) Decrease Public Facility SL-1 AP20/AP23

IDIS#5671 - Reprogram to 2.NR.35-14 - Norco Community Center ADA Upgrades ($171,359.81) Increase Public Facility SL-2 *New Project*

IDIS#5660 - Reprogram from 9.129-14 ($25,000.00) Decrease Economic Development EO-1 AP20/AP23
IDIS#5672 - Reprogram to 3.110-14 Family Services Association- Senior Programs ($25,000.00) Increase Public Service SL-1 AP20/AP23 *New Project*

IDIS#5628 - Reprogram from 4.167-14 ($50,000.00) Decrease Public Facility SL-3 AP20/AP23
IDIS#5670 - Reprogram to 4.168-14 - Colorado River Community Center ($50,000.00) Increase Public Facility SL-1 AP20/AP23 *New Project*

IDIS#5564 - Reprogram from 9.125-14 ($120,000.00) Decrease Rehab DH-2 AP20/AP23
IDIS#5659 - Reprogram to 9.128-14 - ED Micro-Enterprise ($120,000.00) Increase ED EO-1 AP20/AP23

IDIS#5564 - Reprogram from 9.125-14 ($180,000.00) Decrease Rehab DH-2 AP20/AP23
IDIS#5660 - Reprogram to 9.129-14 - ED Financial Assistance ($180,000.00) Increase ED EO-1 AP20/AP23

Refer to appendix, Board of Supervisor approval for new projects added in 2014-2015.

Does this Jurisdiction have any open Brownfields Economic Development Initiative (BEDI) grants?
No
[BEDI grantees] Describe accomplishments and program outcomes during the last year.
N/A

CR-50 - HOME 91.520(d)

Include the results of on-site inspections of affordable rental housing assisted under the program to determine compliance with housing codes and other applicable regulations

Please list those projects that should have been inspected on-site this program year based upon the schedule in §92.504(d). Indicate which of these were inspected and a summary of issues that were detected during the inspection. For those that were not inspected, please indicate the reason and how you will remedy the situation:

The County will continue maintaining affordable HOME-assisted multi-family units in compliance with HOME regulations. During the program year several new projects were at different stages of development, the process includes; building, zoning, land-use, engineering, environmental and obtaining permits. The 40 HOME completed multi-family projects and 2 multi-family projects under development in the County's inventory satisfies the needs of large families, farm worker families, visually and mentally impaired, mobility impaired, and seniors, to ensure affordability for the extremely low, and very low income households. These goals to promote affordable multifamily properties meet a county priority for production of affordable multi-family rental housing in the Consolidated Plan.

Onsite visits have been conducted on HOME-assisted properties since FY 2012-2013 and Semi-Annual Compliance Reports are reviewed for all HOME projects, certified by the property management companies, for a full desk review prior to an onsite visit.

Lack of On-Site Inspection

It is recognized because of staffing and time limitations, it was not possible to make on-site inspection of all HOME-assisted projects. Detailed explanations and observations during onsite inspections of HOME projects include review of the following: file management, verification of source documentation, calculation of rent and utilities, rent roll, household leases, and results of a field inspection and common areas to ensure accuracy. On-site cursory and full Inspections are conducted in accordance with 24 CFR 92.252 requirements to meet funding source requirements and standards for all loans in accordance with the county's HOME regulatory agreements.

Frequency of On-site Inspections under Pre-2013 HOME Rule

Out of a representative sample of 40 HOME properties monitored since FY 2012-2013, the County monitored the performance of 23 HOME-assisted properties (73% of the inventory of its HOME-assisted multi-family projects) for cursory or full on-site inspections. The frequency of on-site inspections of HOME projects are based on a monitoring schedule and frequency found in Section 92.504(d)(1) according to the project size; 1-4 units every 3 years, 5-25 units every two years and 26 units and over annually. The total number of restricted units ranged from 5 to 108 HOME-assisted units for all HOME projects; or a total of 542 HOME-assisted restricted units available for cursory and full inspections. A total of 10 full onsite inspections were conducted in which 76 HOME-assisted units received full inspections based on an average of 20% of 360 restricted units. 19 HOME-assisted projects received on-site cursory inspections for a total of 182 restricted units. As mentioned, desk reviews are conducted for 100% of all projects twice a year and reported on Semi-Annual Compliance Reports months ending 9/30 and 3/31, respectively. Cursory inspections are the same as full inspections, except the latter includes HQS review of restricted units. A minimum of from 15% to 20% of the household's restricted units for all larger HOME projects were fully inspected and HQS review. As stipulated in 2013 HOME regulations, all HOME-assisted affordable multi-family projects are in compliance with construction provision utilizing federal, state, local ordinances, building codes, regulations, including mobility impaired and vision impaired where applicable. All HOME projects meet the standards of International Code Council's (ICC's), National Building Code (BOCA) and Federal Accessibility Standard for Accessible units (UFAS) as applicable.

HOME-assisted units at each project, number of units, type of bedroom, and unit-mix for both floating and fixed units were in compliance the county's HOME Agreement. Along with monitoring existing properties, inspections for new construction provision are conducted prior to approval of progress payments during construction thru to final inspections in compliance with HOME-assisted property standards.

A systematic on-site inspection of HOME projects allows the agency to evaluate the performance of the project including advertising in the local newspaper, specialized advertising to reach minority groups and non-profits, following HUD's Affirmative Fair Housing Marketing (AFHM) Plans. Evidence for capital improvements, and any deferred maintenance repairs, replacement reserve and operating reserve accounts were provided. The property management company prepares an annual construction budget and has an approved list of vendors when sub-contractors are solicited for bids.

It is a first-hand account of the observation onsite meeting with authorized representatives of the property management company including; Community Manager, Regional Manager, Maintenance Staff, and bi-lingual staff members. During the meeting, the rent roll is reviewed corresponding to any information on the lease agreement along with Semi-annual reports and utility allowances. Files are pulled for a random sample of the restricted units. As mentioned above, depending on the previous full inspection date, and size of the project, number of HOME-assisted units, at least 15% to 20% of the HOME-assisted units are inspected and HQS review. All vision impaired and mobility units are always inspected. At that time, records are reviewed and AFHM plan corresponding to the results are discussed.

As mentioned above, the county uses (HQS) review for restricted units. The results that were obtained were consistent with the county's five-year plan objective for production of affordable multi-family rental housing. The Rents for all HOME projects were charged rent and the HOME rent level, excepting for the rent for special needs projects. All properties were required to include the provision of the Violence Against Women Act.No unfair treatment of any household was noted.

Example of how a troubled project was handled:
During an onsite inspection on August 22, 2013, many deferred maintenance items were noted for one project, Mecca II Apartments, which showed significant deferred maintenance repair items. The existing Limited Partner transferred its interest to a new LP. The property was subsequently sold, and a new GP was substituted to complete the many deferred maintenance items. A letter was sent by the new owner and to his new property management company included a management plan, and recommended scope of work to ensure completion of the repairs. A follow-up letter was sent clearly defining the responsibility and liability of the partnership as stated in the HOME agreement.

Provide an assessment of the jurisdiction's affirmative marketing actions for HOME units. 92.351(b)

Refer to IDIS reports to describe the amount and use of program income for projects, including the number of projects and owner and tenant characteristics:

For all multi-family rental projects, the County strictly enforces affirmative marketing and Equal Housing Opportunity practices. Each County funded project is required to report the status of their affirmative marketing practices annually using HUD s Affirmative Marketing Compliance Questionnaire. Compliance measures include but are not limited to advertising in both general circulation and minority newspapers, and displaying the Equal Housing Opportunity logo in a prominent location that is visible to both ingress and egress to the property. On-site inspections provide an opportunity for the resident manager to discuss any affirmative marketing efforts from advertising to specialized groups and from the project's web-site. Finally, annual audits are performed for HOME-funded rental housing projects, and include checking records of advertising and special outreach activities.

List of Actions taken:

1. This jurisdiction partners with its Housing Authority's knowledgeable staff utilizing resources to affirmatively market available affordable housing listed in an online database and its website.
2. The County has completed as part of its inventory special needs HOME-assisted units targeting the needs of the homeless and HIV/Aids households using SHP funds and project based Section 8 rental subsidy. Special needs housing was recently completed with MHSA funding for a 51-

unit multi-family affordable project with services provided to the homeless or at risk of being homeless families.

The owners and property management companies are responsible for outreach efforts marketing HOME-assisted units reaching local extremely low and very low income tenants and those most unlikely to apply such as the disabled, visually and hearing impaired, mentally or physically challenged. The County reviews HUD's approved Affirmative Housing Marketing Plans and accomplishments by the property management companies during the duration of the affordability period ensuring an updated plan. On-site inspections provide an opportunity for the resident manager to discuss any affirmative marketing efforts from advertising to specialized groups and from the project's web-site. Each project must show HUD's Equal Fair Housing logo clearly visible upon entry of the project.

The County encourages for new construction of affordable multi-family units participation of Minority Business Enterprises (MBE) and Women Owned Business Enterprise (WBE) when soliciting for bids in construction contracts as stipulated in the HOME Agreement. These can include real estate firms, lenders, accountants and staff hired by the developers and staff of property management companies. All property management companies in the HOME program have bi-lingual staff.

Riverside County utilized HOME program income to provide down-payment assistance to 15 qualified first time homebuyers.

Riverside Housing Development Corporation (RHDC), a California nonprofit public benefit corporation utilized a fraction of HOME program income for the acquisition and rehabilitation of a two existing buildings in the City of Hemet. RHDC has been certified with the County as a qualified CHDO. The project, including the County HOME-assisted units, shall remain affordable to qualified very low income and low-income tenants for 55 years from the notice of completion.

Describe other actions taken to foster and maintain affordable housing. 91.220(k) (STATES ONLY: Including the coordination of LIHTC with the development of affordable housing). 91.320(j)

The County offers the programs listed below in response to the needs identified above:

First-Time Home Buyer (FTHB) Program: The FTHB Program provides HOME funds for down-payment assistance to low- and very low-income households that have not owned homes within a three-year period. The program is available for households with an annual income that is no greater than 80% of the area median income as published by HUD. The FTHB Program provides up to 20% of the purchase price with a 15-year affordability period as a "silent second" loan.

HOME Program - Affordable Multi-Family Housing:
The HOME loan program requires a set aside of units affordable to targeted income level households in order to provide affordable housing throughout the area. Program offers gap financing in conjunction with Low Income Housing Tax Credits and Mortgage Revenue Bonds.

Legal instruments have been used to protect the affordability of the rental units, and the HOME affordability agreements provide the HUD-required rent limitations. Annual monitoring is performed by County staff to ensure compliance during the affordability period for all HOME projects.

CR-60 - ESG 91.520(g) (ESG Recipients only)

ESG Supplement to the CAPER in *e-snaps*
For Paperwork Reduction Act

1. Recipient Information—All Recipients Complete

Basic Grant Information

Recipient Name	RIVERSIDE COUNTY
Organizational DUNS Number	064772721
EIN/TIN Number	956000930
Indentify the Field Office	LOS ANGELES
Identify CoC(s) in which the recipient or subrecipient(s) will provide ESG assistance	Riverside City & County CoC

ESG Contact Name

Prefix	0
First Name	John
Middle Name	0
Last Name	Thurman
Suffix	0
Title	0

ESG Contact Address

Street Address 1	3403 Tenth Street, Suite 400
Street Address 2	0
City	RIVERSIDE
State	
ZIP Code	-
Phone Number	9519556693
Extension	0
Fax Number	0
Email Address	jthurman@rivcoeda.org

ESG Secondary Contact

Prefix	0
First Name	Suzanne
Last Name	Holland
Suffix	0
Title	0
Phone Number	9519558916
Extension	0
Email Address	sholland@rivcoeda.org

OMB Control No: 2506-0117 (exp. 07/31/2015)

2. Reporting Period—All Recipients Complete

Program Year Start Date	07/01/2014
Program Year End Date	06/30/2015

3a. Subrecipient Form – Complete one form for each subrecipient

Subrecipient or Contractor Name: PATH OF LIFE MINISTRIES
City: Riverside
State: CA
Zip Code: 92501, 4135
DUNS Number: 003364176
Is subrecipient a victim services provider: N
Subrecipient Organization Type: Other Non-Profit Organization
ESG Subgrant or Contract Award Amount: $50,000

Subrecipient or Contractor Name: MARTHA'S VILLAGE & KITCHEN, INC
City: San Diego
State: CA
Zip Code: 92102, 3332
DUNS Number: 123443157
Is subrecipient a victim services provider: N
Subrecipient Organization Type: Other Non-Profit Organization
ESG Subgrant or Contract Award Amount: $50,000

Subrecipient or Contractor Name: WHITESIDE MANOR, INC.
City: Riverside
State: CA
Zip Code: 92501, 2538
DUNS Number: 170753982
Is subrecipient a victim services provider: N
Subrecipient Organization Type: Other Non-Profit Organization
ESG Subgrant or Contract Award Amount: $63,981

Subrecipient or Contractor Name: VALLEY RESTART EMERGENCY SHELTER
City: Hemet
State: CA
Zip Code: 92543, 1432
DUNS Number: 867800138
Is subrecipient a victim services provider: N
Subrecipient Organization Type: Other Non-Profit Organization
ESG Subgrant or Contract Award Amount: $35,000

Subrecipient or Contractor Name: OPERATION SAFEHOUSE, INC.
City: Thousand Palms
State: CA
Zip Code: 92276, 3312
DUNS Number: 796391234
Is subrecipient a victim services provider: N
Subrecipient Organization Type: Other Non-Profit Organization
ESG Subgrant or Contract Award Amount: $30,000

Subrecipient or Contractor Name: CATHOLIC CHARITIES SAN BERNARDINO/RIVERSIDE
City: San Bernardino
State: CA
Zip Code: 92405, 4739
DUNS Number: 964980171
Is subrecipient a victim services provider: N
Subrecipient Organization Type: Other Non-Profit Organization
ESG Subgrant or Contract Award Amount: $5,000

Subrecipient or Contractor Name: ROY'S DESERT RESOURCE CENTER
City: Palm Springs
State: CA
Zip Code: 92258,
DUNS Number: 072496086
Is subrecipient a victim services provider: N
Subrecipient Organization Type: Other Non-Profit Organization
ESG Subgrant or Contract Award Amount: $66,000

Subrecipient or Contractor Name: COACHELLA VALLEY RESCUE MISSION
City: Indio
State: CA
Zip Code: 92201, 7139
DUNS Number: 790591929
Is subrecipient a victim services provider: N
Subrecipient Organization Type: Other Non-Profit Organization
ESG Subgrant or Contract Award Amount: $20,000

OMB Control No: 2506-0117 (exp. 07/31/2015)

Subrecipient or Contractor Name: Operation Safehouse, Inc.
City: Riverside
State: CA
Zip Code: 92503, 3660
DUNS Number: 795391234
Is subrecipient a victim services provider: N
Subrecipient Organization Type: Other Non-Profit Organization
ESG Subgrant or Contract Award Amount: $30,000

Subrecipient or Contractor Name: Foothill AIDS Project
City: Claremont
State: CA
Zip Code: 91711, 4324
DUNS Number: 176001394
Is subrecipient a victim services provider: N
Subrecipient Organization Type: Other Non-Profit Organization
ESG Subgrant or Contract Award Amount: $30,931.49

Subrecipient or Contractor Name: Lutheran Social Services of Southern California
City: Riverside
State: CA
Zip Code: 92503, 4238
DUNS Number: 198953929
Is subrecipient a victim services provider: N
Subrecipient Organization Type: Other Non-Profit Organization
ESG Subgrant or Contract Award Amount: $84,610.05

Subrecipient or Contractor Name: Helping Our People of Elsinore, Inc. H.O.P.E.
City: Lake Elsinore
State: CA
Zip Code: 92532, 2404
DUNS Number: 000665633
Is subrecipient a victim services provider: N
Subrecipient Organization Type: Other Non-Profit Organization
ESG Subgrant or Contract Award Amount: $38,980

Subrecipient or Contractor Name: Riverside Community Housing Corporation
City: Riverside
State: CA
Zip Code: 92504, 2506
DUNS Number: 064772721
Is subrecipient a victim services provider: N
Subrecipient Organization Type: Other Non-Profit Organization
ESG Subgrant or Contract Award Amount: $112,026.42

OMB Control No: 2506-0117 (exp. 07/31/2015)

CR-65 - Persons Assisted

4. Persons Served

4a. Complete for Homelessness Prevention Activities

Number of Persons in Households	Total
Adults	59
Children	23
Don't Know/Refused/Other	0
Missing Information	0
Total	**82**

Table 15 – Household Information for Homeless Prevention Activities

4b. Complete for Rapid Re-Housing Activities

Number of Persons in Households	Total
Adults	132
Children	58
Don't Know/Refused/Other	0
Missing Information	0
Total	**190**

Table 16 – Household Information for Rapid Re-Housing Activities

4c. Complete for Shelter

Number of Persons in Households	Total
Adults	2,731
Children	911
Don't Know/Refused/Other	1
Missing Information	3
Total	**3,646**

Table 17 – Shelter Information

4d. Street Outreach

Number of Persons in Households	Total
Adults	8
Children	5
Don't Know/Refused/Other	0
Missing Information	0
Total	**13**

Table 18 – Household Information for Street Outreach

4e. Totals for all Persons Served with ESG

Number of Persons in Households	Total
Adults	2,930
Children	997
Don't Know/Refused/Other	1
Missing Information	3
Total	**3,931**

Table 19 – Household Information for Persons Served with ESG

5. Gender—Complete for All Activities

	Total
Male	2,289
Female	1,635
Transgender	6
Don't Know/Refused/Other	1
Missing Information	0
Total	**3,931**

Table 20 – Gender Information

6. Age—Complete for All Activities

	Total
Under 18	997
18-24	359
25 and over	2,571
Don't Know/Refused/Other	3
Missing Information	1
Total	**3,931**

Table 21 – Age Information

7. Special Populations Served—Complete for All Activities

Number of Persons in Households

Subpopulation	Total	Total Persons Served – Prevention	Total Persons Served – Rapid Re-housing	Total Persons Served in Emergency Shelters
Veterans	292	3	45	244
Victims of Domestic Violence	531	1	3	527
Elderly	223	4	12	207
HIV/AIDS	86	29	0	57
Chronically Homeless	297	0	19	276
Persons with Disabilities:				
Severely Mentally Ill	812	13	6	793
Chronic Substance Abuse	857	15	2	840
Other Disability	847	19	8	820
Total (Unduplicated if possible)	1,687	0	0	0

Table 22 – Special Population Served

OMB Control No: 2506-0117 (exp. 07/31/2015)

CR65- ESG Data Collection

As the planning body, the CoC not only coordinates the community's policies, strategies, and activities toward ending homelessness but must also establish and consistently follow written standards for providing CoC assistance. In order to collect client-level data and data on the provision of housing and services provided to homeless or those at risk of homelessness, a CoC must have an established Homeless Management Information System (HMIS). This type of system allows for standardized data collection from projects serving homeless families and individuals.

Through the data gathered, the CoC can measure performance at the system and project levels, including outcomes of projects funded under the ESG program. Data is also used to analyze needs and establish funding priorities as well as measuring the overall effectiveness of the homeless programs.

The County of Riverside Continuum of Care is piloting a Coordinated Intake and Assessment System through the 25 Cities Project, a partnership with HUD and the U.S. Department of Housing and Urban Development (HUD) to eliminate homelessness among veterans by 2015 and chronic homelessness by 2016. The pilot, to be implemented countywide during 2015, is in the Greater City of Riverside Area and will expand to a minimum of one other region in the county. Each assessment point of the coordinated system will handle assessment or screening of client need, data entry, referrals, and, potentially, program admissions. Ideally, these centers will serve as the main access points for prevention and diversion services as well. Assessment center staff, after an initial assessment, will either provide the necessary prevention or diversion services or admit or refer a family or individual to the program that is best equipped to get them into permanent housing as quickly as possible.

CR-70 – ESG 91.520(g) - Assistance Provided and Outcomes

10. Shelter Utilization

Number of New Units - Rehabbed	0
Number of New Units - Conversion	0
Total Number of bed-nights available	160,145
Total Number of bed-nights provided	88,417
Capacity Utilization	55.21%

Table 23 – Shelter Capacity

11. Project Outcomes Data measured under the performance standards developed in consultation with the CoC(s)

The County of Riverside Continuum of Care (CoC) membership consists of non-profit organizations, community and faith-based establishments, formerly homeless individuals, private industry, and federal, state, and local governments. The purpose of forming this type of representation is to establish a network of services that provides assistance to the homeless and those at-risk of homelessness through planning, collaboration, communication, coordination of services and resources, and through the use of a comprehensive and standardized assessment system. ESG performance standards are followed per 24 CFR Part 576, including, measures to evaluate the effectiveness of the program and measures to assess how well the program serves the targeted population. In consultation with the CoC, the County will continue to develop and implement performance standards for measuring project outcomes and the overall effectiveness of providing services to those who are in the most need of assistance, reducing the number of people living on the streets or in emergency shelters, reducing the time people spend homeless, reducing program participants' housing barriers or housing stability risks, reducing additional episodes of homelessness, reducing first-time homelessness, and facilitating job and income growth for persons who are homeless.

Based on standards and goals of the local CoC and the County's written performance standards for providing ESG assistance, the County and sub-recipients must ensure that data on all persons served and all activities assisted under ESG are entered into a community-wide Homeless Management Information System (HMIS), a mandatory comprehensive and standardized data collection tool used to track and consolidate data from projects serving homeless families and individuals. This performance data allows better coordination with other service providers and provides integration with other programs targeted to homeless people in the area covered by the CoC. Collecting quality data is a pre-requisite for measuring outcomes and performance at the system and project level.

OMB Control No: 2506-0117 (exp. 07/31/2015)

CR-75 – Expenditures

11. Expenditures

11a. ESG Expenditures for Homelessness Prevention

	Dollar Amount of Expenditures in Program Year		
	2012	**2013**	**2014**
Expenditures for Rental Assistance	0	50,879	61,623
Expenditures for Housing Relocation and Stabilization Services - Financial Assistance	0	5,187	7,324
Expenditures for Housing Relocation & Stabilization Services - Services	20,000	2,394	247
Expenditures for Homeless Prevention under Emergency Shelter Grants Program	0	0	0
Subtotal Homelessness Prevention	**20,000**	**58,460**	**69,194**

Table 24 – ESG Expenditures for Homelessness Prevention

11b. ESG Expenditures for Rapid Re-Housing

	Dollar Amount of Expenditures in Program Year		
	2012	**2013**	**2014**
Expenditures for Rental Assistance	23,854	172,050	126,762
Expenditures for Housing Relocation and Stabilization Services - Financial Assistance	14,561	88,495	45,554
Expenditures for Housing Relocation & Stabilization Services - Services	55,205	105,240	25,038
Expenditures for Homeless Assistance under Emergency Shelter Grants Program	0	0	0
Subtotal Rapid Re-Housing	**93,620**	**365,785**	**197,354**

Table 25 – ESG Expenditures for Rapid Re-Housing

11c. ESG Expenditures for Emergency Shelter

	Dollar Amount of Expenditures in Program Year		
	2012	**2013**	**2014**
Essential Services	130,000	152,769	145,207
Operations	216,103	149,607	199,774
Renovation	0	0	0
Major Rehab	0	0	0
Conversion	0	0	0
Subtotal	**346,103**	**302,376**	**344,981**

Table 26 – ESG Expenditures for Emergency Shelter

11d. Other Grant Expenditures

	Dollar Amount of Expenditures in Program Year		
	2012	2013	2014
Administration	52,052	72,935	52,144
Street Outreach	0	10,000	5,000
Street Outreach	0	0	0

Table 27 - Other Grant Expenditures

11e. Total ESG Grant Funds

Total ESG Funds Expended	2012	2013	2014
1,990,004	511,775	809,556	668,673

Table 28 - Total ESG Funds Expended

11f. Match Source

	2012	2013	2014
Other Non-ESG HUD Funds	0	0	1,196,694
Other Federal Funds	1,018,682	1,136,752	465,457
State Government	408,290	1,495,049	43,716
Local Government	1,082,239	179,736	1,803,294
Private Funds	803,620	1,319,462	981,094
Other	110,733	58,438	243,250
Fees	2,342	15,207	18,000
Program Income	0	0	0
Total Match Amount	**3,425,906**	**4,204,644**	**4,751,505**

Table 29 - Other Funds Expended on Eligible ESG Activities

11g. Total

Total Amount of Funds Expended on ESG Activities	2012	2013	2014
14,372,059	3,937,681	5,014,200	5,420,178

Table 30 - Total Amount of Funds Expended on ESG Activities

CR75 Narrative

In FY 2014-2015, the $583,301 ESG allocation was distributed to thirteen (13) organizations for emergency/transitional shelters, homeless prevention, rapid re-housing, outreach, and EDA staff administration costs. Eligible recipients included nonprofits and public agencies. During the 2014-2015 program year, the County and sub-recipients expended approximately $668,673 on ESG activities.

Services were provided throughout the County and cooperating cities. The County's ESG grant funds were matched far in excess of the required 100% match amount detailed in Section CR-75.

In FY 2014-2015, ESG funds were expended for the following non-administrative activities: $344,981 in assistance to emergency/transitional shelters which benefited 3,646 homeless persons; $69,194 was used for homeless prevention activities providing services to 82 eligible persons; $197,354 assisted 190 eligible persons with rapid re-housing assistance; and $5,000 assisted 13 homeless persons.

As a requirement of the ESG federal Regulations 24CFR 576, a recipient must make matching contributions to supplement the recipient's ESG program in an amount that equals the amount of ESG funds provided by HUD. Matching contributions, referred to as "leveraging", may be obtained from any eligible source, including any Federal source other than the ESG program, as well as state, local, and private sources. Additional requirements apply to matching contributions from a Federal source of funds. Matching contributions must be provided after the date that HUD signs the grant agreement. Applicants are encouraged to utilize the greatest amount of levering as possible to improve the competitiveness of their proposal.

APPENDIX A

Report 4949.3 CDBG, ESG, AND HOME, PR26, and HOME MATCH

6510.2 REV-2
Exhibit 3a

FINANCIAL SUMMARY
Grantee Performance Report
Community Development Block Grant Program

U.S. Department of Housing and Urban Development
Office of Community Planning and Development

OMB Approval No. 2506-0077 (Exp.3/31/94)

Public Reporting Burden for this collection of information is estimated to average 12 hours per response, including the time for reviewing instructions, searching existing data sources, gathering and maintaining the data needed, and completing and reviewing the collection of information. Send comments regarding this burden estimate or any other aspect of this collection of information, including suggestions for reducing this burden, to the Reports Management Officer, Office of Information Policies and Systems, U.S. Department of Housing and Urban Development, Washington, D.C. 20410-3600 and to the Office of Management and Budget, Paperwork Reduction Project (2506-0077), Washington, D.C. 20503. Do not send this completed form to either of these addresses.

1. Name of Grantee	2. Grant Number	3. Reporting period
RIVERSIDE COUNTY ECONOMIC DEVELOPMENT AGENCY	B14UC060506	From 7/1/14 To 6/30/15

Part I: Summary of CDBG Resources				
1.	Unexpended CDBG funds at end of previous reporting period (Balance from prior program years)			$ 9,418,826.10
2.	Entitlement Grant from form HUD-7082			$ 7,442,595.00
3.	Surplus Urban Renewal			$
4.	Section 108 Guaranteed Loan Funds (Principal Amount)			$
5.	Program Income received by:	Grantee (Column A)	Subrecipient (Column B)	
	a. Revolving Funds	181,828.19		
	b. Other (Identify below. If more space is needed use an attachment)			
		-	$	
			$	
	c. Total Program Income (Sum of columns a and b)			$ 181,828.19
6.	Prior Period Adjustments (if column is a negative amount, enclose in brackets)			$
7.	Total CDBG Funds available for use during this reporting period (sum of lines 1 through 6)			$ 17,043,249.29
Part II: Summary of CDBG Expenditures				
8.	Total expenditures reported on Activity Summary, forms HUD-4949.2 & 4949.2A			$ 8,873,738.65
9.	Total expended for Planning & Administration, form HUD-4949.2		1,546,397.33	
10.	Amount subject to Low/Mod Benefit Calculation (line 8 minus line 9)		7,327,341.32	
11.	CDBG funds used for section 108 principal & interest payments			$ 0.00
12.	Total expenditures (line 8 plus line 11)			$ 8,873,738.65
13.	Unexpended balance (line 7 minus line 12)			$ 8,169,510.64
Part III: Low/Mod Benefit This Reporting Period				
14.	Total Low/Mod credit for multi-unit housing expenditures from form HUD-4949.2A			$ 0.00
15,	Total from all other activities qualifying as low/mod expenditures from forms HUD-4949.2 and 4949.2A			$ 7,327,341.32
16.	Total (line 14 plus line 15)			$ 7,327,341.32
17.	Percent benefit to low/mod persons (line 16 divided by line 10 this reporting period)			100.00%

This form may be reproduced on local office copiers
previous editions are obsolete.
Retain this record for 3 years

form HUD-4949.3(06/24/93)
ref Handbook 6510.2

Part IV: Low/Mod Benefit for Multi-Year Certifications (Complete only if certification period includes prior years)	
Program years (PY) covered in certification PY 2012 PY 2013 PY 2014	
18. Cumulative net expenditures subject to program benefit calculation	17,146,205.68
19. Cumulative expenditures benefiting low/mod persons	16,378,368.75
20. Percent benefit to low/mod persons (line I9 divided by line 18)	95.52%
Part V: For Public Service (PS) Activities Only: Public Service Cap Calculation	
21. Total PS expenditures from column h, form HUD-4949.2A	1,052,076.70
22. Total PS unliquidated obligations from column r,form HUD-4949.2A	-
23. Sum of line 21 and line 22	1,052,076.70
24. Total PS unliquidated obligations reported at the end of the previous reporting period	-
25. No obligations for public services (line 23 minus line 24)	1,052,076.70
26. Amount of Program Income received in the preceding program year	552,392.96
27. Entitlement Grant Amount (from line 2)	7,442,595.00
28. Sum of line 26 and line 27	7,994,987.96
29. Percent funds obligated for Public Service Activities (line 25 divided by line 28)	13.16%
Part VI: Planning and Program Administration Cap Calculation	
30. Amount subject to planning and administrative cap (grant amount from line 2 plus line 5c)	7,624,423.19
31. Amount expended for Planning & Administration (from line 9 above) plus PA unliquidated obligations at end of Current Program Year	1,516,268.79
32. Percent funds expended (line 31 divided by line 30)	19.89%

Instructions

Name of Grantee: Enter the grantee's name as shown on the approved Grant Agreement (form HUD-7082) for the most recently completed program year.

Grant Number: Enter the grant number assigned by HUD to the Community Development Block Grant for the most recently completed year.

Period Covered: Enter the beginning date and ending date for the most recently completed program year.

form HUD-4949.3 (06/24/93)
ref Handbook 6510.2

6510.2 REV-2
Exhibit 3a

FINANCIAL SUMMARY
Grantee Performance Report
Emergency Shelter Grant

U.S. Department of Housing and Urban Development
Office of Community Planning and Development

OMB Approval No. 2506-0077 (Exp.3/31/94)

Public Reporting Burden for this collection of information is estimated to average 12 hours per response, including the time for reviewing instructions, searching existing data sources, gathering and maintaining the data needed, and completing and reviewing the collection of information. Send comments regarding this burden estimate or any other aspect of this collection of information, including suggestions for reducing this burden, to the Reports Management Officer, Office of Information Policies and Systems, U.S. Department of Housing and Urban Development, Washington, D.C. 20410-3600 and to the Office of Management and Budget, Paperwork Reduction Project (2506-0077), Washington, D.C. 20503. Do not send this completed form to either of these addresses.

1. Name of Grantee	2. Grant Number	3. Reporting period
RIVERSIDE COUNTY ECONOMIC DEVELOPMENT AGENCY	E14UC060506	From 07/01/14 To 06/30/15

Part I:	**Summary of ESG Resources**			
1.	Unexpended ESG funds at end of previous reporting period (Balance from prior program years)			$ 89,440.72
2.	Entitlement Grant from form HUD-7082		E14UC060506	$ 583,301.00
3.	Prior Period Adjustments (if column is a negative amount, enclose in brackets)			$
4.	Section 108 Guaranteed Loan Funds (Principal Amount)			$
5.	Program Income received by:	Grantee (Column A)	Subrecipient (Column B)	
	a. Revolving Funds	0.00		
	b. Other (Identify below. If more space is needed use an attachment)			
			$	
			$	
	c. Total Program Income (Sum of columns a and b)			$
6.	Prior Period Adjustments (if column is a negative amount, enclose in brackets)			$
7.	Total ESG Funds available for use during this reporting period (sum of lines 1 through 6)			$ 672,741.72
Part II:	**Summary of ESG Expenditures**			
8.	Total expenditures reported on Activity Summary, forms HUD-4949.2 & 4949.2A			$ 668,673.21
9.	Total expended for Planning & Administration, form HUD-4949.2		52,144.25	
10.	Amount subject to Low/Mod Benefit Calculation (line 8 minus line 9)		616,528.96	
11.	ESG funds used for section 108 principal & interest payments			$ 0.00
12.	Total expenditures (line 8 plus line 11)			$ 668,673.21
13.	Unexpended balance (line 7 minus line 12)			$ 4,068.51
Part III:	**Low/Mod Benefit This Reporting Period**			
14.	Total Low/Mod credit for multi-unit housing expenditures from form HUD-4949.2A			$ 0.00
15,	Total from all other activities qualifying as low/mod expenditures from forms HUD-4949.2 and 4949.2A			$ 0.00
16.	Total (line 14 plus line 15)			$ 0.00
17.	Percent benefit to low/mod persons (line 16 divided by line 10 this reporting period)			0.00%

This form may be reproduced on local office copiers
previous editions are obsolete.
Retain this record for 3 years

Page (1) of (2)

form HUD-4949.3(06/24/93)
ref Handbook 6510.2

9-10-15

Part IV: Low/Mod Benefit for Multi-Year Certifications (Complete only if certification period includes prior years)	
Program years (PY) covered in certification PY___ PY___ PY____	
18. Cumulative net expenditures subject to program benefit calculation	0.00
19. Cumulative expenditures benefiting low/mod persons	0.00
20. Percent benefit to low/mod persons (line I9 divided by line 18)	0%
Part V: For Public Service (PS) Activities Only: Public Service Cap Calculation	
21. Total PS expenditures from column h, form HUD-4949.2A	0.00
22. Total PS unliquidated obligations from column r,form HUD-4949.2A	0.00
23. Sum of line 21 and line 22	0.00
24. Total PS unliquidated obligations reported at the end of the previous reporting period	0.00
25. No obligations for public services (line 23 minus line 24)	0.00
26. Amount of Program Income received in the preceding program year	0.00
27. Entitlement Grant Amount (from line 2)	583,301.00
28. Sum of line 26 and line 27	583,301.00
29. Percent funds obligated for Public Service Activities (line 25 divided by line 28)	0.00
Part VI: Planning and Program Administration Cap Calculation	
30. Amount subject to planning and administrative cap (grant amount from line 2 plus line 5c)	583,301.00
31. Amount expended for Planning & Administration (from line 9 above)	43,748
32. Percent funds expended (line 31 divided by line 30)	7.50%

Instructions

Name of Grantee: Enter the grantee's name as shown on the approved Grant Agreement (form HUD-7082) for the most recently completed program year.

Grant Number: Enter the grant number assigned by HUD to the Community Development Block Grant for the most recently completed year.

Period Covered: Enter the beginning date and ending date for the most recently completed program year.

form HUD-4949.3 (06/24/93)
ref Handbook 6510.2

6510.2 REV-2
Exhibit 3a

FINANCIAL SUMMARY
Grantee Performance Report
HOME Program

U.S. Department of Housing and Urban Development
Office of Community Planning and Development

OMB Approval No. 2506-0077 (Exp.3/31/94)

Public Reporting Burden for this collection of information is estimated to average 12 hours per response, including the time for reviewing instructions, searching existing data sources, gathering and maintaining the data needed, and completing and reviewing the collection of information. Send comments regarding this burden estimate or any other aspect of this collection of information, including suggestions for reducing this burden, to the Reports Management Officer, Office of Information Policies and Systems, U.S. Department of Housing and Urban Development, Washington, D.C. 20410-3600 and to the Office of Management and Budget, Paperwork Reduction Project (2506-0077), Washington, D.C. 20503. Do not send this completed form to either of these addresses.

1. Name of Grantee	2. Grant Number	3. Reporting period
RIVERSIDE COUNTY ECONOMIC DEVELOPMENT AGENCY	M14UC060530	From 07/01/14 To 06/30/15

Part I:	**Summary of HOME Resources**			
1.	Unexpended HOME funds at end of previous reporting period (Balance from prior program years)			$ 5,020,196.54
2.	Entitlement Grant from form HUD-7082		M-14-UC-06-0530	$ 1,774,543.00
3.	Prior Period Adjustments (if column is a negative amount, enclose in brackets)			$
4.	Section 108 Guaranteed Loan Funds (Principal Amount)			$
5.	Program Income received by:	Grantee (Column A)	Subrecipient (Column B)	
	a. Revolving Funds (PI)	580,474.30		
	b. Other (Identify below. If more space is needed use an attachment)			
		-	$	
			$	
	c. Total Program Income (Sum of columns a and b)	580,474.30		$ 580,474.30
6.	Prior Period Adjustments (if column is a negative amount, enclose in brackets)			$ -
7.	Total HOME Funds available for use during this reporting period (sum of lines 1 through 6)			$ 7,375,213.84
Part II:	**Summary of HOME Expenditures**			
8.	Total expenditures reported on Activity Summary			$ 2,465,042.66
9.	Total expended for Planning & Administration		164,880.20	
10.	Amount subject to Low/Mod Benefit Calculation (line 8 minus line 9)		2,300,162.46	
11.	HOME funds used for section 108 principal & interest payments			$ 0
12.	Total expenditures (line 8 plus line 11)			$ 2,465,042.66
13.	Unexpended balance (line 7 minus line 12)			$ 4,910,171.18
Part III:	**Low/Mod Benefit This Reporting Period**			
14.	Total Low/Mod credit for multi-unit housing expenditures			$ 2,300,162.46
15.	Total from all other activities qualifying as low/mod expenditures			$
16.	Total (line 14 plus line 15)			$ 2,300,162.46
17.	Percent benefit to low/mod persons (line 16 divided by line 10 this reporting period)			100.00%

This form may be reproduced on local office copiers
previous editions are obsolete.
Retain this record for 3 years

form HUD-4949.3(06/24/93)
ref Handbook 6510.2

Part IV: Low/Mod Benefit for Multi-Year Certifications (Complete only if certification period includes prior years)	
Program years (PY) covered in certification PY 2014 PY 2013 PY 2012	
18. Cumulative net expenditures subject to program benefit calculation	7,515,271.99
19. Cumulative expenditures benefiting low/mod persons	7,515,271.99
20. Percent benefit to low/mod persons (line I9 divided by line 18)	100%
Part V: For Public Service (PS) Activities Only: Public Service Cap Calculation	
21. Total PS expenditures from column h, form HUD-4949.2A	0.00
22. Total PS unliquidated obligations from column r,form HUD-4949.2A	0.00
23. Sum of line 21 and line 22	0.00
24. Total PS unliquidated obligations reported at the end of the previous reporting period	0.00
25. No obligations for public services (line 23 minus line 24)	0.00
26. Amount of Program Income received in the preceding program year	0.00
27. Entitlement Grant Amount (from line 2)	0
28. Sum of line 26 and line 27	0
29. Percent funds obligated for Public Service Activities (line 25 divided by line 28)	0.0%
Part VI: Planning and Program Administration Cap Calculation	
30. Amount subject to planning and administrative cap (grant amount from line 2 plus line 5c)	2,355,017.30
31. Amount expended for Planning & Administration (from line 9 above)	164,880.20
32. Percent of HOME funds expended for Planning and Admin (line 32 divided by line 31)	7.00%

Instructions

Name of Grantee: Enter the grantee's name as shown on the approved Grant Agreement (form HUD-7082) for the most recently completed program year.

Grant Number: Enter the grant number assigned by HUD to the Community Development Block Grant for the most recently completed year.

Period Covered: Enter the beginning date and ending date for the most recently completed program year.

form HUD-4949.3 (06/24/93)
ref Handbook 6510.2

PART I: SUMMARY OF CDBG RESOURCES	
01 UNEXPENDED CDBG FUNDS AT END OF PREVIOUS PROGRAM YEAR	9,418,826.10
02 ENTITLEMENT GRANT	7,442,595.00
03 SURPLUS URBAN RENEWAL	0.00
04 SECTION 108 GUARANTEED LOAN FUNDS	0.00
05 CURRENT YEAR PROGRAM INCOME	181,828.19
05a CURRENT YEAR SECTION 108 PROGRAM INCOME (FOR SI TYPE)	0.00
06 RETURNS	0.00
07 ADJUSTMENT TO COMPUTE TOTAL AVAILABLE	0.00
08 TOTAL AVAILABLE (SUM, LINES 01-07)	17,043,249.29
PART II: SUMMARY OF CDBG EXPENDITURES	
09 DISBURSEMENTS OTHER THAN SECTION 108 REPAYMENTS AND PLANNING/ADMINISTRATION	7,327,341.32
10 ADJUSTMENT TO COMPUTE TOTAL AMOUNT SUBJECT TO LOW/MOD BENEFIT	0.00
11 AMOUNT SUBJECT TO LOW/MOD BENEFIT (LINE 09 + LINE 10)	7,327,341.32
12 DISBURSED IN IDIS FOR PLANNING/ADMINISTRATION	1,546,397.33
13 DISBURSED IN IDIS FOR SECTION 108 REPAYMENTS	0.00
14 ADJUSTMENT TO COMPUTE TOTAL EXPENDITURES	0.00
15 TOTAL EXPENDITURES (SUM, LINES 11-14)	8,873,738.65
16 UNEXPENDED BALANCE (LINE 08 - LINE 15)	8,169,510.64
PART III: LOWMOD BENEFIT THIS REPORTING PERIOD	
17 EXPENDED FOR LOW/MOD HOUSING IN SPECIAL AREAS	0.00
18 EXPENDED FOR LOW/MOD MULTI-UNIT HOUSING	0.00
19 DISBURSED FOR OTHER LOW/MOD ACTIVITIES	7,327,341.32
20 ADJUSTMENT TO COMPUTE TOTAL LOW/MOD CREDIT	0.00
21 TOTAL LOW/MOD CREDIT (SUM, LINES 17-20)	7,327,341.32
22 PERCENT LOW/MOD CREDIT (LINE 21/LINE 11)	100.00%
LOW/MOD BENEFIT FOR MULTI-YEAR CERTIFICATIONS	
23 PROGRAM YEARS(PY) COVERED IN CERTIFICATION	PY: 2013 PY: 2014 PY: 2015
24 CUMULATIVE NET EXPENDITURES SUBJECT TO LOW/MOD BENEFIT CALCULATION	17,146,205.68
25 CUMULATIVE EXPENDITURES BENEFITING LOW/MOD PERSONS	16,378,368.75
26 PERCENT BENEFIT TO LOW/MOD PERSONS (LINE 25/LINE 24)	95.52%
PART IV: PUBLIC SERVICE (PS) CAP CALCULATIONS	
27 DISBURSED IN IDIS FOR PUBLIC SERVICES	1,052,076.70
28 PS UNLIQUIDATED OBLIGATIONS AT END OF CURRENT PROGRAM YEAR	0.00
29 PS UNLIQUIDATED OBLIGATIONS AT END OF PREVIOUS PROGRAM YEAR	0.00
30 ADJUSTMENT TO COMPUTE TOTAL PS OBLIGATIONS	0.00
31 TOTAL PS OBLIGATIONS (LINE 27 + LINE 28 - LINE 29 + LINE 30)	1,052,076.70
32 ENTITLEMENT GRANT	7,442,595.00
33 PRIOR YEAR PROGRAM INCOME	552,392.96
34 ADJUSTMENT TO COMPUTE TOTAL SUBJECT TO PS CAP	0.00
35 TOTAL SUBJECT TO PS CAP (SUM, LINES 32-34)	7,994,987.96
36 PERCENT FUNDS OBLIGATED FOR PS ACTIVITIES (LINE 31/LINE 35)	13.16%
PART V: PLANNING AND ADMINISTRATION (PA) CAP	
37 DISBURSED IN IDIS FOR PLANNING/ADMINISTRATION	1,546,397.33
38 PA UNLIQUIDATED OBLIGATIONS AT END OF CURRENT PROGRAM YEAR	550,206.48
39 PA UNLIQUIDATED OBLIGATIONS AT END OF PREVIOUS PROGRAM YEAR	580,335.02
40 ADJUSTMENT TO COMPUTE TOTAL PA OBLIGATIONS	0.00
41 TOTAL PA OBLIGATIONS (LINE 37 + LINE 38 - LINE 39 +LINE 40)	1,516,268.79
42 ENTITLEMENT GRANT	7,442,595.00
43 CURRENT YEAR PROGRAM INCOME	181,828.19
44 ADJUSTMENT TO COMPUTE TOTAL SUBJECT TO PA CAP	0.00
45 TOTAL SUBJECT TO PA CAP (SUM, LINES 42-44)	7,624,423.19
46 PERCENT FUNDS OBLIGATED FOR PA ACTIVITIES (LINE 41/LINE 45)	19.89%

LINE 17 DETAIL: ACTIVITIES TO CONSIDER IN DETERMINING THE AMOUNT TO ENTER ON LINE 17

Report returned no data.

LINE 18 DETAIL: ACTIVITIES TO CONSIDER IN DETERMINING THE AMOUNT TO ENTER ON LINE 18

Report returned no data.

LINE 19 DETAIL: ACTIVITIES INCLUDED IN THE COMPUTATION OF LINE 19

Plan Year	IDIS Project	IDIS Activity	Voucher Number	Activity Name	Matrix Code	National Objective	Drawn Amount
2010	102	4991	5724931	3.MR.16-10 - Pedestrian Safety Enhancements (2010-2011) Phase II	03	LMC	$1,698.19
2010	102	4991	5818832	3.MR.16-10 - Pedestrian Safety Enhancements (2010-2011) Phase II	03	LMC	$193,154.22
2011	104	5206	5726778	9.76-11 - Good Hope Elementary School Sidewalk Project	03	LMA	$1,712.50
2011	104	5206	5738444	9.76-11 - Good Hope Elementary School Sidewalk Project	03	LMA	$900.00
2011	104	5206	5768281	9.76-11 - Good Hope Elementary School Sidewalk Project	03	LMA	$350.00
2011	104	5206	5818823	9.76-11 - Good Hope Elementary School Sidewalk Project	03	LMA	$220,769.38
2013	58	5485	5731203	4.148-13 - Hacienda Valdez - Women's Treatment Facility - Solar Panel Project	03	LMC	$1,213.12
2013	58	5485	5807760	4.148-13 - Hacienda Valdez - Women's Treatment Facility - Solar Panel Project	03	LMC	$79,939.88
2013	59	5486	5713597	4.149-13 - S.C.R.A.P. Gallery Mural Project	03	LMA	$3,053.15
2013	59	5486	5815725	4.149-13 - S.C.R.A.P. Gallery Mural Project	03	LMA	$6,946.85
2013	101	5541	5790127	1.67-13 - Lakeland Village Community Center and Park Project	03	LMA	$1,423,378.45
2013	103	5550	5744130	9.113-13 - Fairgrounds Concert Pavilion ADA Renovations	03	LMC	$140.27
2013	103	5550	5749142	9.113-13 - Fairgrounds Concert Pavilion ADA Renovations	03	LMC	$498.16
2013	103	5550	5771025	9.113-13 - Fairgrounds Concert Pavilion ADA Renovations	03	LMC	$1,959.28
2013	103	5550	5789189	9.113-13 - Fairgrounds Concert Pavilion ADA Renovations	03	LMC	$12,525.00
2013	103	5550	5801760	9.113-13 - Fairgrounds Concert Pavilion ADA Renovations	03	LMC	$48,000.00
2013	103	5550	5807776	9.113-13 - Fairgrounds Concert Pavilion ADA Renovations	03	LMC	$1,327.06
2013	103	5550	5811767	9.113-13 - Fairgrounds Concert Pavilion ADA Renovations	03	LMC	$694.99
2013	103	5550	5823290	9.113-13 - Fairgrounds Concert Pavilion ADA Renovations	03	LMC	$1,800.00
2013	103	5550	5826416	9.113-13 - Fairgrounds Concert Pavilion ADA Renovations	03	LMC	$382.90
2014	7	5556	5745502	9.116-14 - Fair Housing Public Facility Fund (2014)	03	LMC	$3,329.76
2014	7	5556	5753031	9.116-14 - Fair Housing Public Facility Fund (2014)	03	LMC	$439.04
2014	7	5556	5758333	9.116-14 - Fair Housing Public Facility Fund (2014)	03	LMC	$893.50
2014	7	5556	5761586	9.116-14 - Fair Housing Public Facility Fund (2014)	03	LMC	$1,332.54
2014	7	5556	5772119	9.116-14 - Fair Housing Public Facility Fund (2014)	03	LMC	$628.85
2014	7	5556	5785331	9.116-14 - Fair Housing Public Facility Fund (2014)	03	LMC	$1,332.54
2014	7	5556	5789189	9.116-14 - Fair Housing Public Facility Fund (2014)	03	LMC	$695.34
2014	7	5556	5799674	9.116-14 - Fair Housing Public Facility Fund (2014)	03	LMC	$980.45
2014	7	5556	5810862	9.116-14 - Fair Housing Public Facility Fund (2014)	03	LMC	$1,303.39

2014	7	5556	5819779	9.116-14 - Fair Housing Public Facility Fund (2014)	03	LMC	$749.32
2014	7	5556	5823290	9.116-14 - Fair Housing Public Facility Fund (2014)	03	LMC	$999.41
2014	13	5563	5818823	9.122-14 - Riverside County Cultural Center- Golden years Pavilion Improvements	03	LMC	$661.91
2014	13	5563	5820959	9.122-14 - Riverside County Cultural Center- Golden years Pavilion Improvements	03	LMC	$165.48
2014	13	5563	5823290	9.122-14 - Riverside County Cultural Center- Golden years Pavilion Improvements	03	LMC	$1,723.03
2014	13	5563	5826416	9.122-14 - Riverside County Cultural Center- Golden years Pavilion Improvements	03	LMC	$3,972.30
2014	36	5584	5790127	1.70-14 - Lakeland Village Facility Project	03	LMA	$458,237.00
2014	83	5632	5796863	4.CO.07-14 - Public Safety Improvement Project	03	LMA	$94,903.00
					03	**Matrix Code**	**$2,572,790.26**
2011	95	5197	5724931	3.MR.23-11 - Murrieta Senior Center Expansion Project	03A	LMC	$57.48
2011	95	5197	5825158	3.MR.23-11 - Murrieta Senior Center Expansion Project	03A	LMC	$6,974.79
2013	37	5464	5744130	2.57-13 - Eddie Dee Smith Senior Center Improvement Project	03A	LMC	$182.04
2013	45	5472	5709640	3.99-13 - Hemet Senior Center Parking Lot Expansion Site Acquisition and Improvement Project	03A	LMC	$0.42
2013	45	5472	5711791	3.99-13 - Hemet Senior Center Parking Lot Expansion Site Acquisition and Improvement Project	03A	LMC	$5,734.58
2013	45	5472	5715859	3.99-13 - Hemet Senior Center Parking Lot Expansion Site Acquisition and Improvement Project	03A	LMC	$221,989.00
2013	45	5472	5718537	3.99-13 - Hemet Senior Center Parking Lot Expansion Site Acquisition and Improvement Project	03A	LMC	$3,375.00
2013	45	5472	5728169	3.99-13 - Hemet Senior Center Parking Lot Expansion Site Acquisition and Improvement Project	03A	LMC	$26,384.08
2013	45	5472	5738444	3.99-13 - Hemet Senior Center Parking Lot Expansion Site Acquisition and Improvement Project	03A	LMC	$9,898.90
2013	45	5472	5744130	3.99-13 - Hemet Senior Center Parking Lot Expansion Site Acquisition and Improvement Project	03A	LMC	$139.20
2013	45	5472	5745512	3.99-13 - Hemet Senior Center Parking Lot Expansion Site Acquisition and Improvement Project	03A	LMC	$985.55
2013	45	5472	5749142	3.99-13 - Hemet Senior Center Parking Lot Expansion Site Acquisition and Improvement Project	03A	LMC	$12,625.69
2013	45	5472	5750861	3.99-13 - Hemet Senior Center Parking Lot Expansion Site Acquisition and Improvement Project	03A	LMC	$1,265.05
2013	45	5472	5754609	3.99-13 - Hemet Senior Center Parking Lot Expansion Site Acquisition and Improvement Project	03A	LMC	$113.04
2013	45	5472	5758301	3.99-13 - Hemet Senior Center Parking Lot Expansion Site Acquisition and Improvement Project	03A	LMC	$321.68
2013	45	5472	5758333	3.99-13 - Hemet Senior Center Parking Lot Expansion Site Acquisition and Improvement Project	03A	LMC	$4,070.00
2013	45	5472	5759705	3.99-13 - Hemet Senior Center Parking Lot Expansion Site Acquisition and Improvement Project	03A	LMC	$7,712.50
2013	45	5472	5763017	3.99-13 - Hemet Senior Center Parking Lot Expansion Site Acquisition and Improvement Project	03A	LMC	$741.70
2013	45	5472	5768281	3.99-13 - Hemet Senior Center Parking Lot Expansion Site Acquisition and Improvement Project	03A	LMC	$7,212.50
2013	45	5472	5771025	3.99-13 - Hemet Senior Center Parking Lot Expansion Site Acquisition and Improvement Project	03A	LMC	$2,023.83
2013	45	5472	5773141	3.99-13 - Hemet Senior Center Parking Lot Expansion Site Acquisition and Improvement Project	03A	LMC	$596.83
2013	45	5472	5776490	3.99-13 - Hemet Senior Center Parking Lot Expansion Site Acquisition and Improvement Project	03A	LMC	$6,422.50
2013	45	5472	5780060	3.99-13 - Hemet Senior Center Parking Lot Expansion Site Acquisition and Improvement Project	03A	LMC	$1,560.23
2013	45	5472	5783761	3.99-13 - Hemet Senior Center Parking Lot Expansion Site Acquisition and Improvement Project	03A	LMC	$227.78
2013	45	5472	5786951	3.99-13 - Hemet Senior Center Parking Lot Expansion Site Acquisition and Improvement Project	03A	LMC	$5,162.50

2013	45	5472	5792818	3.99-13 - Hemet Senior Center Parking Lot Expansion Site Acquisition and Improvement Project	03A	LMC	$1,570.85
2013	45	5472	5799674	3.99-13 - Hemet Senior Center Parking Lot Expansion Site Acquisition and Improvement Project	03A	LMC	$9,350.12
2013	45	5472	5807776	3.99-13 - Hemet Senior Center Parking Lot Expansion Site Acquisition and Improvement Project	03A	LMC	$6,278.15
2013	45	5472	5808265	3.99-13 - Hemet Senior Center Parking Lot Expansion Site Acquisition and Improvement Project	03A	LMC	$2,165.89
2013	45	5472	5810862	3.99-13 - Hemet Senior Center Parking Lot Expansion Site Acquisition and Improvement Project	03A	LMC	$1,241.15
2013	45	5472	5812195	3.99-13 - Hemet Senior Center Parking Lot Expansion Site Acquisition and Improvement Project	03A	LMC	$1,508.71
2013	45	5472	5815725	3.99-13 - Hemet Senior Center Parking Lot Expansion Site Acquisition and Improvement Project	03A	LMC	$6,552.40
2013	45	5472	5818832	3.99-13 - Hemet Senior Center Parking Lot Expansion Site Acquisition and Improvement Project	03A	LMC	$2,491.16
2013	45	5472	5819779	3.99-13 - Hemet Senior Center Parking Lot Expansion Site Acquisition and Improvement Project	03A	LMC	$0.01
2013	45	5472	5820959	3.99-13 - Hemet Senior Center Parking Lot Expansion Site Acquisition and Improvement Project	03A	LMC	$661.95
2013	45	5472	5823294	3.99-13 - Hemet Senior Center Parking Lot Expansion Site Acquisition and Improvement Project	03A	LMC	$1,294.23
2013	45	5472	5825154	3.99-13 - Hemet Senior Center Parking Lot Expansion Site Acquisition and Improvement Project	03A	LMC	$1,085.06
2013	45	5472	5826416	3.99-13 - Hemet Senior Center Parking Lot Expansion Site Acquisition and Improvement Project	03A	LMC	$2,944.67
2013	73	5500	5738444	4.IW.08-13 - Upgraded Lighting for Affordable Senior Housing Property-Phase I	03A	LMC	$23,332.46
2013	73	5500	5758301	4.IW.08-13 - Upgraded Lighting for Affordable Senior Housing Property-Phase I	03A	LMC	$4,867.54
2013	73	5500	5773141	4.IW.08-13 - Upgraded Lighting for Affordable Senior Housing Property-Phase I	03A	LMC	$12,358.54
2014	85	5634	5768281	4.IW.09-14 - Upgraded Lighting for Senior Affordable Housing Property-Phase II	03A	LMC	$9,694.18
2014	85	5634	5773141	4.IW.09-14 - Upgraded Lighting for Senior Affordable Housing Property-Phase II	03A	LMC	$10,305.82
					03A	**Matrix Code**	**$423,479.76**
2013	44	5471	5759705	3.98-13 - Solar Energy Project - EXCEED Vocational Training Centers - Phase I	03B	LMC	$50,000.00
					03B	**Matrix Code**	**$50,000.00**
2013	68	5495	5718537	5.BEA.22-13 - City of Beaumont Community Pool Renovation Project	03E	LMA	$35,511.38
2013	68	5495	5819779	5.BEA.22-13 - City of Beaumont Community Pool Renovation Project	03E	LMA	$26,485.00
2013	94	5525	5718537	5.64-13 - Grange Community Center Improvements-Phase II	03E	LMA	$7,094.62
2013	94	5525	5744130	5.64-13 - Grange Community Center Improvements-Phase II	03E	LMA	$91.80
2013	94	5525	5749142	5.64-13 - Grange Community Center Improvements-Phase II	03E	LMA	$487.67
2013	94	5525	5765582	5.64-13 - Grange Community Center Improvements-Phase II	03E	LMA	$100.00
2013	95	5527	5718537	4.BL.35-13 - Blythe Community Center Renovation Project	03E	LMA	$25,976.00
2013	95	5527	5719547	4.BL.35-13 - Blythe Community Center Renovation Project	03E	LMA	$47,650.81
2013	95	5527	5720685	4.BL.35-13 - Blythe Community Center Renovation Project	03E	LMA	$19,890.60
2013	95	5527	5723788	4.BL.35-13 - Blythe Community Center Renovation Project	03E	LMA	$11,072.00
2013	95	5527	5724931	4.BL.35-13 - Blythe Community Center Renovation Project	03E	LMA	$18,073.29
2013	95	5527	5726778	4.BL.35-13 - Blythe Community Center Renovation Project	03E	LMA	$14,199.73
2013	95	5527	5731203	4.BL.35-13 - Blythe Community Center Renovation Project	03E	LMA	$0.19

2013	95	5527	5738444	4.BL.35-13 - Blythe Community Center Renovation Project	03E	LMA	$1,826.78
2013	95	5527	5740505	4.BL.35-13 - Blythe Community Center Renovation Project	03E	LMA	$15,470.30
2013	95	5527	5768281	4.BL.35-13 - Blythe Community Center Renovation Project	03E	LMA	$23,578.33
2013	95	5527	5803070	4.BL.35-13 - Blythe Community Center Renovation Project	03E	LMA	$7,193.88
					03E	**Matrix Code**	**$254,702.38**
2011	79	5175	5724931	5.BN.21-11 - Repplier Park Bowl Improvement	03F	LMA	$150.17
2011	79	5175	5758301	5.BN.21-11 - Repplier Park Bowl Improvement	03F	LMA	$272,711.81
2012	62	5334	5785331	4.126-12 - Oasis Elementary School Playground Improvement Project	03F	LMA	$8,378.25
2012	74	5346	5719547	5.BN.26-12 - Repplier Park Bowl Improvement Project	03F	LMA	$40,765.16
2012	74	5346	5758301	5.BN.26-12 - Repplier Park Bowl Improvement Project	03F	LMA	$62,617.33
2012	74	5346	5773141	5.BN.26-12 - Repplier Park Bowl Improvement Project	03F	LMA	$121.96
2012	74	5346	5815725	5.BN.26-12 - Repplier Park Bowl Improvement Project	03F	LMA	$7,510.00
2012	74	5346	5820956	5.BN.26-12 - Repplier Park Bowl Improvement Project	03F	LMA	$25,505.84
2012	78	5350	5744130	4.BL.32-12 - Park Improvements - Appleby, Miller, Todd & Bommer Parks	03F	LMA	$204.57
2012	78	5350	5811767	4.BL.32-12 - Park Improvements - Appleby, Miller, Todd & Bommer Parks	03F	LMA	$64,848.99
2012	78	5350	5818823	4.BL.32-12 - Park Improvements - Appleby, Miller, Todd & Bommer Parks	03F	LMA	$1,215.28
2012	78	5350	5820956	4.BL.32-12 - Park Improvements - Appleby, Miller, Todd & Bommer Parks	03F	LMA	$44,102.53
2013	69	5496	5731203	4.BL.34-13 - Park Improvement Project	03F	LMA	$269.62
2013	69	5496	5818805	4.BL.34-13 - Park Improvement Project	03F	LMA	$30,282.68
2013	69	5496	5820956	4.BL.34-13 - Park Improvement Project	03F	LMA	$56,399.84
2013	93	5524	5719547	9.110-13 - Good Hope Community Center and Park Improvements	03F	LMA	$3,892.76
2013	93	5524	5731203	9.110-13 - Good Hope Community Center and Park Improvements	03F	LMA	$24,961.05
2013	93	5524	5744130	9.110-13 - Good Hope Community Center and Park Improvements	03F	LMA	$510.56
2013	93	5524	5750861	9.110-13 - Good Hope Community Center and Park Improvements	03F	LMA	$1,356.46
2013	93	5524	5759705	9.110-13 - Good Hope Community Center and Park Improvements	03F	LMA	$10,641.00
2013	93	5524	5820956	9.110-13 - Good Hope Community Center and Park Improvements	03F	LMA	$427.50
2014	82	5631	5799674	4.CO.06-14 - Fiesta Homes Parks Improvement Project	03F	LMA	$2,858.17
					03F	**Matrix Code**	**$659,731.53**
2012	47	5284	5731203	3.SJ.02-12 - San Jacinto Downtown Street Improvement Project	03K	LMA	$1,115.91
2012	47	5284	5733462	3.SJ.02-12 - San Jacinto Downtown Street Improvement Project	03K	LMA	$76,568.27
2012	47	5284	5745512	3.SJ.02-12 - San Jacinto Downtown Street Improvement Project	03K	LMA	$328,673.82
2013	91	5522	5773141	1.66-13 - Lakeland Village Road Improvements	03K	LMA	$162,690.27
2013	100	5539	5749142	3.100-13 - Winchester Road Improvement Project	03K	LMA	$22,462.74
2013	100	5539	5761586	3.100-13 - Winchester Road Improvement Project	03K	LMA	$92,241.16

2013	100	5539	5785331	3.100-13 - Winchester Road Improvement Project	03K	LMA	$55.40
					03K	**Matrix Code**	**$683,807.57**
2012	82	5354	5758301	2.EV.02-12 - Repair and Addition of Sidewalks	03L	LMC	$19,439.74
2013	78	5505	5753031	1.LE.31-13 - ADA Sidewalk Project	03L	LMC	$4,722.89
2013	78	5505	5753032	1.LE.31-13 - ADA Sidewalk Project	03L	LMC	$1,028.56
2013	78	5505	5786951	1.LE.31-13 - ADA Sidewalk Project	03L	LMC	$17,024.13
2013	78	5505	5807923	1.LE.31-13 - ADA Sidewalk Project	03L	LMC	$73.00
2013	78	5505	5819779	1.LE.31-13 - ADA Sidewalk Project	03L	LMC	$6,742.03
					03L	**Matrix Code**	**$49,030.35**
2014	30	5578	5749142	0.127-14 - Whiteside Manor's Transitional Housing for Dually Diagnosed	03T	LMC	$8,020.82
2014	30	5578	5758301	0.127-14 - Whiteside Manor's Transitional Housing for Dually Diagnosed	03T	LMC	$8,020.82
2014	30	5578	5773141	0.127-14 - Whiteside Manor's Transitional Housing for Dually Diagnosed	03T	LMC	$3,958.36
2014	30	5578	5819779	0.127-14 - Whiteside Manor's Transitional Housing for Dually Diagnosed	03T	LMC	$19,814.57
2014	35	5583	5807923	1.69-14 - Lutheran Social Services Housing	03T	LMC	$6,187.12
2014	35	5583	5812545	1.69-14 - Lutheran Social Services Housing	03T	LMC	$2,864.24
2014	35	5583	5815725	1.69-14 - Lutheran Social Services Housing	03T	LMC	$948.64
2014	73	5622	5796871	4.161-14 - Las Mananitas Migrant Farm Worker Housing	03T	LMC	$6,000.00
					03T	**Matrix Code**	**$55,814.57**
2014	10	5560	5785331	5.71-14 - Cabazon Community Services Program	05	LMA	$58,664.74
2014	10	5560	5791480	5.71-14 - Cabazon Community Services Program	05	LMA	$9,821.63
2014	10	5560	5796871	5.71-14 - Cabazon Community Services Program	05	LMA	$13,473.63
2014	10	5560	5803070	5.71-14 - Cabazon Community Services Program	05	LMA	$11,923.19
2014	10	5560	5812545	5.71-14 - Cabazon Community Services Program	05	LMA	$6,116.81
2014	11	5561	5785331	2.64-14 - Highgrove Community Outreach	05	LMA	$77,663.50
2014	11	5561	5791480	2.64-14 - Highgrove Community Outreach	05	LMA	$14,000.23
2014	11	5561	5796871	2.64-14 - Highgrove Community Outreach	05	LMA	$13,396.78
2014	11	5561	5803070	2.64-14 - Highgrove Community Outreach	05	LMA	$12,299.70
2014	11	5561	5812545	2.64-14 - Highgrove Community Outreach	05	LMA	$7,639.79
2014	12	5562	5818832	1.71-14 - Good Hope Community Center	05	LMA	$65,000.00
2014	15	5586	5754609	9.124-14 - Neighborhood Enhancement Program	05	LMA	$66.53
2014	15	5586	5758301	9.124-14 - Neighborhood Enhancement Program	05	LMA	$533.52
2014	15	5586	5762178	9.124-14 - Neighborhood Enhancement Program	05	LMA	$1,157.07
2014	15	5586	5763017	9.124-14 - Neighborhood Enhancement Program	05	LMA	$369.00
2014	15	5586	5771025	9.124-14 - Neighborhood Enhancement Program	05	LMA	$97.59

2014	15	5586	5772119	9.124-14 - Neighborhood Enhancement Program	05	LMA	$1,531.76
2014	15	5586	5776490	9.124-14 - Neighborhood Enhancement Program	05	LMA	$1,162.00
2014	15	5586	5785331	9.124-14 - Neighborhood Enhancement Program	05	LMA	$994.80
2014	15	5586	5786951	9.124-14 - Neighborhood Enhancement Program	05	LMA	$1,331.01
2014	15	5586	5789189	9.124-14 - Neighborhood Enhancement Program	05	LMA	$84.94
2014	15	5586	5791480	9.124-14 - Neighborhood Enhancement Program	05	LMA	$920.00
2014	15	5586	5793736	9.124-14 - Neighborhood Enhancement Program	05	LMA	$3,905.15
2014	15	5586	5799674	9.124-14 - Neighborhood Enhancement Program	05	LMA	$1,425.91
2014	15	5586	5803070	9.124-14 - Neighborhood Enhancement Program	05	LMA	$4,492.07
2014	15	5586	5810862	9.124-14 - Neighborhood Enhancement Program	05	LMA	$1,253.06
2014	15	5586	5812545	9.124-14 - Neighborhood Enhancement Program	05	LMA	$575.00
2014	15	5586	5815725	9.124-14 - Neighborhood Enhancement Program	05	LMA	$1,604.24
2014	15	5586	5818823	9.124-14 - Neighborhood Enhancement Program	05	LMA	$1,775.56
2014	15	5586	5823294	9.124-14 - Neighborhood Enhancement Program	05	LMA	$468.47
2014	15	5586	5825154	9.124-14 - Neighborhood Enhancement Program	05	LMA	$543.35
2014	15	5586	5826416	9.124-14 - Neighborhood Enhancement Program	05	LMA	$1,098.50
2014	19	5567	5776490	0.116-14 - Operation School Bell	05	LMC	$35,646.00
2014	19	5567	5807923	0.116-14 - Operation School Bell	05	LMC	$1,022.00
2014	22	5570	5793736	0.119-14 - Community Food Pantry Murrieta	05	LMC	$25,333.00
2014	22	5570	5826416	0.119-14 - Community Food Pantry Murrieta	05	LMC	$1,022.00
2014	23	5571	5749142	0.120-14 - Helping People in Need, H.O.P.E.	05	LMC	$15,245.12
2014	23	5571	5780060	0.120-14 - Helping People in Need, H.O.P.E.	05	LMC	$24,986.90
2014	23	5571	5789189	0.120-14 - Helping People in Need, H.O.P.E.	05	LMC	$9,874.12
2014	23	5571	5796871	0.120-14 - Helping People in Need, H.O.P.E.	05	LMC	$4,871.76
2014	23	5571	5807760	0.120-14 - Helping People in Need, H.O.P.E.	05	LMC	$11,084.00
2014	23	5571	5810862	0.120-14 - Helping People in Need, H.O.P.E.	05	LMC	$3,320.10
2014	23	5571	5825158	0.120-14 - Helping People in Need, H.O.P.E.	05	LMC	$1,201.00
2014	27	5575	5768281	0.124-14 - Blythe Emergency Food Pantry	05	LMC	$9,132.00
2014	28	5576	5776490	0.125-14 - Blythe Harmony Kitchen	05	LMC	$5,113.57
2014	28	5576	5807923	0.125-14 - Blythe Harmony Kitchen	05	LMC	$5,018.43
2014	34	5582	5807923	1.68-14 - Mead Valley Community Services Program	05	LMA	$3,076.39
2014	34	5582	5818832	1.68-14 - Mead Valley Community Services Program	05	LMA	$100,000.00
2014	34	5582	5819779	1.68-14 - Mead Valley Community Services Program	05	LMA	$143.74
2014	34	5582	5820959	1.68-14 - Mead Valley Community Services Program	05	LMA	$299.45

2014	34	5582	5823290	1.68-14 - Mead Valley Community Services Program	05	LMA	$382.27
2014	43	5593	5807760	1.LE.41-14 - Boys & Girls Clubs of Southwest County	05	LMC	$4,996.34
2014	43	5593	5807776	1.LE.41-14 - Boys & Girls Clubs of Southwest County	05	LMC	$936.66
2014	43	5593	5815725	1.LE.41-14 - Boys & Girls Clubs of Southwest County	05	LMC	$1,567.00
2014	56	5606	5759705	3.102-14 - Idyllwild Help Center	05	LMC	$10,000.00
2014	57	5607	5772119	3.103-14 - Operation School Bell	05	LMC	$7,500.00
2014	58	5608	5786951	3.104-14 - The Community Pantry	05	LMC	$5,713.60
2014	58	5608	5812545	3.104-14 - The Community Pantry	05	LMC	$4,286.40
2014	66	5615	5818832	4.154-14 - St. Elizabeth Food Pantry	05	LMC	$3,000.00
2014	67	5616	5776490	4.155-14 - The Galilee Center Assistance Program	05	LMC	$3,000.00
2014	67	5616	5803070	4.155-14 - The Galilee Center Assistance Program	05	LMC	$1,367.28
2014	67	5616	5819779	4.155-14 - The Galilee Center Assistance Program	05	LMC	$2,741.72
2014	68	5617	5789189	4.156-14 - Family Service of the Desert Food Assistance Program	05	LMC	$5,000.00
2014	69	5618	5780060	4.157-14 - Paseo de los Heroes I After School Program	05	LMC	$4,000.00
2014	70	5619	5818832	4.158-14 - Desert Best Friend's Closet Program	05	LMC	$2,000.00
2014	71	5620	5789189	4.159-14 - Community Engagement Program	05	LMA	$4,686.09
2014	71	5620	5810862	4.159-14 - Community Engagement Program	05	LMA	$3,236.79
2014	71	5620	5818823	4.159-14 - Community Engagement Program	05	LMA	$2,077.12
2014	72	5621	5789189	4.160-14 - North Shore Community Center	05	LMC	$6,867.22
2014	72	5621	5810862	4.160-14 - North Shore Community Center	05	LMC	$2,132.78
2014	87	5636	5811767	4.LQ.20-14 - Boys and Girls Club Scholarship Program	05	LMC	$12,750.00
2014	87	5636	5820956	4.LQ.20-14 - Boys and Girls Club Scholarship Program	05	LMC	$3,315.00
2014	89	5638	5796871	5.66-14 - Emergency Food Distribution	05	LMC	$5,000.00
					05	**Matrix Code**	**$668,335.38**
2014	9	5559	5818832	2.63-14 - Eddie Dee Smith - Jurupa Valley Senior Program	05A	LMC	$150,000.00
2014	20	5568	5768281	0.117-14 - Wildomar Senior Center and Transportation Program	05A	LMC	$7,835.00
2014	24	5572	5796871	0.121-14 - Care-A-Van Transit	05A	LMC	$15,000.00
2014	53	5603	5812545	2.NR.32-14 - Senior Recreation and Community Services	05A	LMC	$6,035.00
2014	103	5672	5820959	3.110-14 - FSA-San Jacinto Senior Center	05A	LMC	$25,000.00
					05A	**Matrix Code**	**$203,870.00**
2014	54	5604	5796871	2.NR.33-14 - Norco Party Pardners for Developmentally Challenged	05B	LMC	$1,214.30
2014	54	5604	5815725	2.NR.33-14 - Norco Party Pardners for Developmentally Challenged	05B	LMC	$1,393.27
2014	54	5604	5825158	2.NR.33-14 - Norco Party Pardners for Developmentally Challenged	05B	LMC	$3,426.43
					05B	**Matrix Code**	**$6,034.00**

2014	29	5577	5780060	0.126-14 - Boys and Girls Clubs Teen Town Program	05D	LMC	$7,282.85
2014	29	5577	5807776	0.126-14 - Boys and Girls Clubs Teen Town Program	05D	LMC	$2,717.15
2014	47	5597	5812545	2.59-14- Teen Center Scholarship Program	05D	LMC	$5,000.00
2014	48	5598	5785331	2.60-14 - S.P.A.R. Program	05D	LMC	$4,050.00
2014	48	5598	5815725	2.60-14 - S.P.A.R. Program	05D	LMC	$3,386.00
2014	49	5599	5807776	2.61-14 - Inspiring Hope Program	05D	LMC	$20,000.00
2014	52	5602	5825158	2.EV.07-14 - Youth Recreation Scholarship Program	05D	LMC	$9,760.00
2014	64	5614	5825158	3.MR.35-14 - Boys & Girls Clubs of Southwest County	05D	LMC	$6,134.00
2014	90	5639	5785331	5.67-14 - Boys and Girls Clubs Camp Kids Program	05D	LMC	$3,000.00
2014	91	5640	5825158	5.68-14 - Youth Scholarship Program	05D	LMC	$426.75
					05D	**Matrix Code**	**$61,756.75**
2014	74	5623	5772119	4.162-14 - Soroptimist House of Hope	05F	LMC	$4,000.00
					05F	**Matrix Code**	**$4,000.00**
2014	25	5573	5812545	0.122-14 - S.A.F.E. Domestic Violence Services	05G	LMC	$14,133.00
					05G	**Matrix Code**	**$14,133.00**
2014	95	5644	5810862	5.BEA.25-14 - Boys & Girls Club of the San Gorgonio Pass	05L	LMC	$10,000.00
					05L	**Matrix Code**	**$10,000.00**
2014	26	5574	5796871	0.123-14 - Women's Health Assistance Program	05M	LMC	$8,780.47
2014	26	5574	5820959	0.123-14 - Women's Health Assistance Program	05M	LMC	$7,352.53
					05M	**Matrix Code**	**$16,133.00**
2014	59	5609	5785331	3.105-14 - Kin Care	05N	LMC	$7,000.00
					05N	**Matrix Code**	**$7,000.00**
2014	76	5624	5789189	4.163-14 - Mental Health Counseling	05O	LMC	$5,000.00
					05O	**Matrix Code**	**$5,000.00**
2013	4	5442	5711781	9.106-13 - Neighborhood Enhancement Program - Interim Assistance	06	LMA	$18,430.78
2013	4	5442	5713597	9.106-13 - Neighborhood Enhancement Program - Interim Assistance	06	LMA	$1,248.26
2013	4	5442	5718537	9.106-13 - Neighborhood Enhancement Program - Interim Assistance	06	LMA	$10,270.08
2013	4	5442	5719547	9.106-13 - Neighborhood Enhancement Program - Interim Assistance	06	LMA	$8,322.45
2013	4	5442	5724931	9.106-13 - Neighborhood Enhancement Program - Interim Assistance	06	LMA	$28,096.19
2013	4	5442	5726778	9.106-13 - Neighborhood Enhancement Program - Interim Assistance	06	LMA	$7,772.97
2013	4	5442	5728169	9.106-13 - Neighborhood Enhancement Program - Interim Assistance	06	LMA	$27,575.00
2013	4	5442	5731203	9.106-13 - Neighborhood Enhancement Program - Interim Assistance	06	LMA	$5,168.67
2013	4	5442	5736982	9.106-13 - Neighborhood Enhancement Program - Interim Assistance	06	LMA	$16,802.62
2013	4	5442	5738444	9.106-13 - Neighborhood Enhancement Program - Interim Assistance	06	LMA	$24,432.85

2013	4	5442	5744130	9.106-13 - Neighborhood Enhancement Program - Interim Assistance	06	LMA	$5,486.31
2013	4	5442	5746036	9.106-13 - Neighborhood Enhancement Program - Interim Assistance	06	LMA	$3,016.41
2013	99	5538	5799674	1.WD.05-13 Wildomar Community Clean-Up Program	06	LMA	$362.88
2013	99	5538	5803070	1.WD.05-13 Wildomar Community Clean-Up Program	06	LMA	$399.87
2013	99	5538	5808265	1.WD.05-13 Wildomar Community Clean-Up Program	06	LMA	$2,018.00
2013	99	5538	5812195	1.WD.05-13 Wildomar Community Clean-Up Program	06	LMA	$1,610.33
2013	99	5538	5812545	1.WD.05-13 Wildomar Community Clean-Up Program	06	LMA	$2,639.22
2013	99	5538	5818823	1.WD.05-13 Wildomar Community Clean-Up Program	06	LMA	$962.58
2013	99	5538	5818832	1.WD.05-13 Wildomar Community Clean-Up Program	06	LMA	$6,307.71
2013	99	5538	5823294	1.WD.05-13 Wildomar Community Clean-Up Program	06	LMA	$1,182.15
2013	99	5538	5825154	1.WD.05-13 Wildomar Community Clean-Up Program	06	LMA	$265.62
2014	14	5585	5746043	9.123-14 - Neighborhood Enhancement Program	06	LMA	$24,832.16
2014	14	5585	5750861	9.123-14 - Neighborhood Enhancement Program	06	LMA	$46,536.72
2014	14	5585	5753031	9.123-14 - Neighborhood Enhancement Program	06	LMA	$5,268.46
2014	14	5585	5754609	9.123-14 - Neighborhood Enhancement Program	06	LMA	$19,767.90
2014	14	5585	5758301	9.123-14 - Neighborhood Enhancement Program	06	LMA	$3,058.93
2014	14	5585	5759706	9.123-14 - Neighborhood Enhancement Program	06	LMA	$1,752.34
2014	14	5585	5762178	9.123-14 - Neighborhood Enhancement Program	06	LMA	$15,943.40
2014	14	5585	5763017	9.123-14 - Neighborhood Enhancement Program	06	LMA	$41,011.91
2014	14	5585	5768274	9.123-14 - Neighborhood Enhancement Program	06	LMA	$1,148.19
2014	14	5585	5771025	9.123-14 - Neighborhood Enhancement Program	06	LMA	$17,551.80
2014	14	5585	5772119	9.123-14 - Neighborhood Enhancement Program	06	LMA	$50,081.78
2014	14	5585	5773141	9.123-14 - Neighborhood Enhancement Program	06	LMA	$347.10
2014	14	5585	5776490	9.123-14 - Neighborhood Enhancement Program	06	LMA	$8,741.00
2014	14	5585	5780060	9.123-14 - Neighborhood Enhancement Program	06	LMA	$62,555.96
2014	14	5585	5783761	9.123-14 - Neighborhood Enhancement Program	06	LMA	$12,153.49
2014	14	5585	5785331	9.123-14 - Neighborhood Enhancement Program	06	LMA	$14,898.63
2014	14	5585	5786951	9.123-14 - Neighborhood Enhancement Program	06	LMA	$17,682.13
2014	14	5585	5791480	9.123-14 - Neighborhood Enhancement Program	06	LMA	$3,603.60
2014	14	5585	5792818	9.123-14 - Neighborhood Enhancement Program	06	LMA	$28,585.48
2014	14	5585	5799674	9.123-14 - Neighborhood Enhancement Program	06	LMA	$15,947.17
2014	14	5585	5803070	9.123-14 - Neighborhood Enhancement Program	06	LMA	$8,102.98
2014	14	5585	5807776	9.123-14 - Neighborhood Enhancement Program	06	LMA	$14,063.41
2014	14	5585	5808265	9.123-14 - Neighborhood Enhancement Program	06	LMA	$20,615.51

2014	14	5585	5812195	9.123-14 - Neighborhood Enhancement Program	06	LMA	$13,538.46
2014	14	5585	5818805	9.123-14 - Neighborhood Enhancement Program	06	LMA	$294.55
2014	14	5585	5818823	9.123-14 - Neighborhood Enhancement Program	06	LMA	$42,566.13
2014	14	5585	5820959	9.123-14 - Neighborhood Enhancement Program	06	LMA	$125.03
2014	14	5585	5823294	9.123-14 - Neighborhood Enhancement Program	06	LMA	$15,282.12
2014	14	5585	5825154	9.123-14 - Neighborhood Enhancement Program	06	LMA	$16,055.93
2014	14	5585	5826416	9.123-14 - Neighborhood Enhancement Program	06	LMA	$9,184.08
					06	**Matrix Code**	**$703,667.30**
2014	33	5581	5826825	0.130-14 - Critical Home Maintenance & Repairs Program	14A	LMH	$3,780.21
2014	37	5587	5791480	1.CL.02-14 - Home Repair Program	14A	LMH	$4,800.00
2014	37	5587	5825158	1.CL.02-14 - Home Repair Program	14A	LMH	$20,493.00
					14A	**Matrix Code**	**$29,073.21**
2014	61	5611	5826043	3.107-14 - Riverside County Solar Affordable Housing Program	14F	LMH	$4,000.00
					14F	**Matrix Code**	**$4,000.00**
2012	97	5369	5728169	3.SJ.01-12 - Code Enforcement Program	15	LMA	$59,595.68
2012	97	5369	5749142	3.SJ.01-12 - Code Enforcement Program	15	LMA	$61,705.49
2013	70	5497	5718537	4.CO.03-13 - Citywide Code Enforcement Program	15	LMA	$34,507.40
2014	31	5579	5773141	0.128-14 - Community Impact Plans	15	LMA	$145,847.60
2014	31	5579	5807776	0.128-14 - Community Impact Plans	15	LMA	$218,991.80
2014	31	5579	5815725	0.128-14 - Community Impact Plans	15	LMA	$85,182.20
2014	31	5579	5820956	0.128-14 - Community Impact Plans	15	LMA	$9,978.40
2014	39	5589	5807776	1.LE.37-14 - City of Lake Elsinore Code Enforcement	15	LMA	$101,325.00
2014	39	5589	5819779	1.LE.37-14 - City of Lake Elsinore Code Enforcement	15	LMA	$12,869.19
2014	46	5596	5825158	1.WD.08-14 - City of Wildomar Code Enforcement	15	LMA	$2,479.50
2014	81	5629	5796863	4.CO.05-14 - Enhanced Code Enforcement Program	15	LMA	$100,000.00
					15	**Matrix Code**	**$832,482.26**
2014	79	5627	5818823	4.166-14 - Coachella Valley Micro-enterprise Development Program	18C	LMCMC	$12,500.00
					18C	**Matrix Code**	**$12,500.00**
Total							**$7,327,341.32**

LINE 27 DETAIL: ACTIVITIES INCLUDED IN THE COMPUTATION OF LINE 27

Plan Year	IDIS Project	IDIS Activity	Voucher Number	Activity Name	Matrix Code	National Objective	Drawn Amount
2014	30	5578	5749142	0.127-14 - Whiteside Manor's Transitional Housing for Dually Diagnosed	03T	LMC	$8,020.82

2014	30	5578	5758301	0.127-14 - Whiteside Manor's Transitional Housing for Dually Diagnosed	03T	LMC	$8,020.82
2014	30	5578	5773141	0.127-14 - Whiteside Manor's Transitional Housing for Dually Diagnosed	03T	LMC	$3,958.36
2014	30	5578	5819779	0.127-14 - Whiteside Manor's Transitional Housing for Dually Diagnosed	03T	LMC	$19,814.57
2014	35	5583	5807923	1.69-14 - Lutheran Social Services Housing	03T	LMC	$6,187.12
2014	35	5583	5812545	1.69-14 - Lutheran Social Services Housing	03T	LMC	$2,864.24
2014	35	5583	5815725	1.69-14 - Lutheran Social Services Housing	03T	LMC	$948.64
2014	73	5622	5796871	4.161-14 - Las Mananitas Migrant Farm Worker Housing	03T	LMC	$6,000.00
					03T	**Matrix Code**	**$55,814.57**
2014	10	5560	5785331	5.71-14 - Cabazon Community Services Program	05	LMA	$58,664.74
2014	10	5560	5791480	5.71-14 - Cabazon Community Services Program	05	LMA	$9,821.63
2014	10	5560	5796871	5.71-14 - Cabazon Community Services Program	05	LMA	$13,473.63
2014	10	5560	5803070	5.71-14 - Cabazon Community Services Program	05	LMA	$11,923.19
2014	10	5560	5812545	5.71-14 - Cabazon Community Services Program	05	LMA	$6,116.81
2014	11	5561	5785331	2.64-14 - Highgrove Community Outreach	05	LMA	$77,663.50
2014	11	5561	5791480	2.64-14 - Highgrove Community Outreach	05	LMA	$14,000.23
2014	11	5561	5796871	2.64-14 - Highgrove Community Outreach	05	LMA	$13,396.78
2014	11	5561	5803070	2.64-14 - Highgrove Community Outreach	05	LMA	$12,299.70
2014	11	5561	5812545	2.64-14 - Highgrove Community Outreach	05	LMA	$7,639.79
2014	12	5562	5818832	1.71-14 - Good Hope Community Center	05	LMA	$65,000.00
2014	15	5586	5754609	9.124-14 - Neighborhood Enhancement Program	05	LMA	$66.53
2014	15	5586	5758301	9.124-14 - Neighborhood Enhancement Program	05	LMA	$533.52
2014	15	5586	5762178	9.124-14 - Neighborhood Enhancement Program	05	LMA	$1,157.07
2014	15	5586	5763017	9.124-14 - Neighborhood Enhancement Program	05	LMA	$369.00
2014	15	5586	5771025	9.124-14 - Neighborhood Enhancement Program	05	LMA	$97.59
2014	15	5586	5772119	9.124-14 - Neighborhood Enhancement Program	05	LMA	$1,531.76
2014	15	5586	5776490	9.124-14 - Neighborhood Enhancement Program	05	LMA	$1,162.00
2014	15	5586	5785331	9.124-14 - Neighborhood Enhancement Program	05	LMA	$994.80
2014	15	5586	5786951	9.124-14 - Neighborhood Enhancement Program	05	LMA	$1,331.01
2014	15	5586	5789189	9.124-14 - Neighborhood Enhancement Program	05	LMA	$84.94
2014	15	5586	5791480	9.124-14 - Neighborhood Enhancement Program	05	LMA	$920.00
2014	15	5586	5793736	9.124-14 - Neighborhood Enhancement Program	05	LMA	$3,905.15
2014	15	5586	5799674	9.124-14 - Neighborhood Enhancement Program	05	LMA	$1,425.91
2014	15	5586	5803070	9.124-14 - Neighborhood Enhancement Program	05	LMA	$4,492.07
2014	15	5586	5810862	9.124-14 - Neighborhood Enhancement Program	05	LMA	$1,253.06

2014	15	5586	5812545	9.124-14 - Neighborhood Enhancement Program	05	LMA	$575.00
2014	15	5586	5815725	9.124-14 - Neighborhood Enhancement Program	05	LMA	$1,604.24
2014	15	5586	5818823	9.124-14 - Neighborhood Enhancement Program	05	LMA	$1,775.56
2014	15	5586	5823294	9.124-14 - Neighborhood Enhancement Program	05	LMA	$468.47
2014	15	5586	5825154	9.124-14 - Neighborhood Enhancement Program	05	LMA	$543.35
2014	15	5586	5826416	9.124-14 - Neighborhood Enhancement Program	05	LMA	$1,098.50
2014	19	5567	5776490	0.116-14 - Operation School Bell	05	LMC	$35,646.00
2014	19	5567	5807923	0.116-14 - Operation School Bell	05	LMC	$1,022.00
2014	22	5570	5793736	0.119-14 - Community Food Pantry Murrieta	05	LMC	$25,333.00
2014	22	5570	5826416	0.119-14 - Community Food Pantry Murrieta	05	LMC	$1,022.00
2014	23	5571	5749142	0.120-14 - Helping People in Need, H.O.P.E.	05	LMC	$15,245.12
2014	23	5571	5780060	0.120-14 - Helping People in Need, H.O.P.E.	05	LMC	$24,986.90
2014	23	5571	5789189	0.120-14 - Helping People in Need, H.O.P.E.	05	LMC	$9,874.12
2014	23	5571	5796871	0.120-14 - Helping People in Need, H.O.P.E.	05	LMC	$4,871.76
2014	23	5571	5807760	0.120-14 - Helping People in Need, H.O.P.E.	05	LMC	$11,084.00
2014	23	5571	5810862	0.120-14 - Helping People in Need, H.O.P.E.	05	LMC	$3,320.10
2014	23	5571	5825158	0.120-14 - Helping People in Need, H.O.P.E.	05	LMC	$1,201.00
2014	27	5575	5768281	0.124-14 - Blythe Emergency Food Pantry	05	LMC	$9,132.00
2014	28	5576	5776490	0.125-14 - Blythe Harmony Kitchen	05	LMC	$5,113.57
2014	28	5576	5807923	0.125-14 - Blythe Harmony Kitchen	05	LMC	$5,018.43
2014	34	5582	5807923	1.68-14 - Mead Valley Community Services Program	05	LMA	$3,076.39
2014	34	5582	5818832	1.68-14 - Mead Valley Community Services Program	05	LMA	$100,000.00
2014	34	5582	5819779	1.68-14 - Mead Valley Community Services Program	05	LMA	$143.74
2014	34	5582	5820959	1.68-14 - Mead Valley Community Services Program	05	LMA	$299.45
2014	34	5582	5823290	1.68-14 - Mead Valley Community Services Program	05	LMA	$382.27
2014	43	5593	5807760	1.LE.41-14 - Boys & Girls Clubs of Southwest County	05	LMC	$4,996.34
2014	43	5593	5807776	1.LE.41-14 - Boys & Girls Clubs of Southwest County	05	LMC	$936.66
2014	43	5593	5815725	1.LE.41-14 - Boys & Girls Clubs of Southwest County	05	LMC	$1,567.00
2014	56	5606	5759705	3.102-14 - Idyllwild Help Center	05	LMC	$10,000.00
2014	57	5607	5772119	3.103-14 - Operation School Bell	05	LMC	$7,500.00
2014	58	5608	5786951	3.104-14 - The Community Pantry	05	LMC	$5,713.60
2014	58	5608	5812545	3.104-14 - The Community Pantry	05	LMC	$4,286.40
2014	66	5615	5818832	4.154-14 - St. Elizabeth Food Pantry	05	LMC	$3,000.00
2014	67	5616	5776490	4.155-14 - The Galilee Center Assistance Program	05	LMC	$3,000.00

2014	67	5616	5803070	4.155-14 - The Galilee Center Assistance Program	05	LMC	$1,367.28
2014	67	5616	5819779	4.155-14 - The Galilee Center Assistance Program	05	LMC	$2,741.72
2014	68	5617	5789189	4.156-14 - Family Service of the Desert Food Assistance Program	05	LMC	$5,000.00
2014	69	5618	5780060	4.157-14 - Paseo de los Heroes I After School Program	05	LMC	$4,000.00
2014	70	5619	5818832	4.158-14 - Desert Best Friend's Closet Program	05	LMC	$2,000.00
2014	71	5620	5789189	4.159-14 - Community Engagement Program	05	LMA	$4,686.09
2014	71	5620	5810862	4.159-14 - Community Engagement Program	05	LMA	$3,236.79
2014	71	5620	5818823	4.159-14 - Community Engagement Program	05	LMA	$2,077.12
2014	72	5621	5789189	4.160-14 - North Shore Community Center	05	LMC	$6,867.22
2014	72	5621	5810862	4.160-14 - North Shore Community Center	05	LMC	$2,132.78
2014	87	5636	5811767	4.LQ.20-14 - Boys and Girls Club Scholarship Program	05	LMC	$12,750.00
2014	87	5636	5820956	4.LQ.20-14 - Boys and Girls Club Scholarship Program	05	LMC	$3,315.00
2014	89	5638	5796871	5.66-14 - Emergency Food Distribution	05	LMC	$5,000.00
					05	**Matrix Code**	**$668,335.38**
2014	9	5559	5818832	2.63-14 - Eddie Dee Smith - Jurupa Valley Senior Program	05A	LMC	$150,000.00
2014	20	5568	5768281	0.117-14 - Wildomar Senior Center and Transportation Program	05A	LMC	$7,835.00
2014	24	5572	5796871	0.121-14 - Care-A-Van Transit	05A	LMC	$15,000.00
2014	53	5603	5812545	2.NR.32-14 - Senior Recreation and Community Services	05A	LMC	$6,035.00
2014	103	5672	5820959	3.110-14 - FSA-San Jacinto Senior Center	05A	LMC	$25,000.00
					05A	**Matrix Code**	**$203,870.00**
2014	54	5604	5796871	2.NR.33-14 - Norco Party Pardners for Developmentally Challenged	05B	LMC	$1,214.30
2014	54	5604	5815725	2.NR.33-14 - Norco Party Pardners for Developmentally Challenged	05B	LMC	$1,393.27
2014	54	5604	5825158	2.NR.33-14 - Norco Party Pardners for Developmentally Challenged	05B	LMC	$3,426.43
					05B	**Matrix Code**	**$6,034.00**
2014	29	5577	5780060	0.126-14 - Boys and Girls Clubs Teen Town Program	05D	LMC	$7,282.85
2014	29	5577	5807776	0.126-14 - Boys and Girls Clubs Teen Town Program	05D	LMC	$2,717.15
2014	47	5597	5812545	2.59-14- Teen Center Scholarship Program	05D	LMC	$5,000.00
2014	48	5598	5785331	2.60-14 - S.P.A.R. Program	05D	LMC	$4,050.00
2014	48	5598	5815725	2.60-14 - S.P.A.R. Program	05D	LMC	$3,386.00
2014	49	5599	5807776	2.61-14 - Inspiring Hope Program	05D	LMC	$20,000.00
2014	52	5602	5825158	2.EV.07-14 - Youth Recreation Scholarship Program	05D	LMC	$9,760.00
2014	64	5614	5825158	3.MR.35-14 - Boys & Girls Clubs of Southwest County	05D	LMC	$6,134.00
2014	90	5639	5785331	5.67-14 - Boys and Girls Clubs Camp Kids Program	05D	LMC	$3,000.00
2014	91	5640	5825158	5.68-14 - Youth Scholarship Program	05D	LMC	$426.75

					05D	**Matrix Code**	**$61,756.75**
2014	74	5623	5772119	4.162-14 - Soroptimist House of Hope	05F	LMC	$4,000.00
					05F	**Matrix Code**	**$4,000.00**
2014	25	5573	5812545	0.122-14 - S.A.F.E. Domestic Violence Services	05G	LMC	$14,133.00
					05G	**Matrix Code**	**$14,133.00**
2014	95	5644	5810862	5.BEA.25-14 - Boys & Girls Club of the San Gorgonio Pass	05L	LMC	$10,000.00
					05L	**Matrix Code**	**$10,000.00**
2014	26	5574	5796871	0.123-14 - Women's Health Assistance Program	05M	LMC	$8,780.47
2014	26	5574	5820959	0.123-14 - Women's Health Assistance Program	05M	LMC	$7,352.53
					05M	**Matrix Code**	**$16,133.00**
2014	59	5609	5785331	3.105-14 - Kin Care	05N	LMC	$7,000.00
					05N	**Matrix Code**	**$7,000.00**
2014	76	5624	5789189	4.163-14 - Mental Health Counseling	05O	LMC	$5,000.00
					05O	**Matrix Code**	**$5,000.00**
Total							**$1,052,076.70**

LINE 37 DETAIL: ACTIVITIES INCLUDED IN THE COMPUTATION OF LINE 37

Plan Year	IDIS Project	IDIS Activity	Voucher Number	Activity Name	Matrix Code	National Objective	Drawn Amount
2012	89	5361	5719549	1.LE.28-12 - CDBG Administration Costs - EDA	21A		$927.86
2012	89	5361	5726776	1.LE.28-12 - CDBG Administration Costs - EDA	21A		$11.90
2012	89	5361	5733466	1.LE.28-12 - CDBG Administration Costs - EDA	21A		$1.40
2012	89	5361	5738454	1.LE.28-12 - CDBG Administration Costs - EDA	21A		$931.59
2012	89	5361	5745515	1.LE.28-12 - CDBG Administration Costs - EDA	21A		$2,722.37
2012	89	5361	5750878	1.LE.28-12 - CDBG Administration Costs - EDA	21A		$3,362.36
2012	89	5361	5753029	1.LE.28-12 - CDBG Administration Costs - EDA	21A		$356.31
2012	89	5361	5754612	1.LE.28-12 - CDBG Administration Costs - EDA	21A		$2,134.82
2012	89	5361	5763019	1.LE.28-12 - CDBG Administration Costs - EDA	21A		$1,714.39
2012	89	5361	5773142	1.LE.28-12 - CDBG Administration Costs - EDA	21A		$4,958.63
2012	89	5361	5780075	1.LE.28-12 - CDBG Administration Costs - EDA	21A		$1,267.46
2013	1	5431	5705874	9.95-13 - CDBG Program Administration	21A		$2,500.00
2013	1	5431	5713586	9.95-13 - CDBG Program Administration	21A		$1,416.63
2013	1	5431	5715855	9.95-13 - CDBG Program Administration	21A		$223.89
2013	1	5431	5719549	9.95-13 - CDBG Program Administration	21A		$32,557.76
2013	1	5431	5724937	9.95-13 - CDBG Program Administration	21A		$1,038.37
2013	1	5431	5726776	9.95-13 - CDBG Program Administration	21A		$8,706.30

2013	1	5431	5728167	9.95-13 - CDBG Program Administration	21A	$2,848.62
2013	1	5431	5729891	9.95-13 - CDBG Program Administration	21A	$8,806.21
2013	1	5431	5731204	9.95-13 - CDBG Program Administration	21A	$3,608.30
2013	1	5431	5731751	9.95-13 - CDBG Program Administration	21A	$65,780.47
2013	1	5431	5736977	9.95-13 - CDBG Program Administration	21A	$4,291.97
2013	1	5431	5738454	9.95-13 - CDBG Program Administration	21A	$35,412.66
2013	1	5431	5740506	9.95-13 - CDBG Program Administration	21A	$35,942.73
2013	1	5431	5744126	9.95-13 - CDBG Program Administration	21A	$14,087.35
2013	1	5431	5745515	9.95-13 - CDBG Program Administration	21A	$78,644.46
2013	1	5431	5749141	9.95-13 - CDBG Program Administration	21A	$1,637.36
2013	1	5431	5750878	9.95-13 - CDBG Program Administration	21A	$45,889.41
2013	1	5431	5753029	9.95-13 - CDBG Program Administration	21A	$15,323.33
2013	1	5431	5753030	9.95-13 - CDBG Program Administration	21A	$784.10
2013	1	5431	5754612	9.95-13 - CDBG Program Administration	21A	$15,680.33
2013	1	5431	5758259	9.95-13 - CDBG Program Administration	21A	$48,227.62
2013	1	5431	5763019	9.95-13 - CDBG Program Administration	21A	$62,645.81
2013	1	5431	5765582	9.95-13 - CDBG Program Administration	21A	$21,470.75
2013	1	5431	5771027	9.95-13 - CDBG Program Administration	21A	$2,139.89
2013	1	5431	5773142	9.95-13 - CDBG Program Administration	21A	$25,676.79
2013	81	5508	5729891	1.LE.34-13 - CDBG Administrative Costs - EDA	21A	$1.40
2013	81	5508	5780075	1.LE.34-13 - CDBG Administrative Costs - EDA	21A	$558.63
2013	81	5508	5783756	1.LE.34-13 - CDBG Administrative Costs - EDA	21A	$21.62
2013	81	5508	5792815	1.LE.34-13 - CDBG Administrative Costs - EDA	21A	$3,425.63
2013	81	5508	5799687	1.LE.34-13 - CDBG Administrative Costs - EDA	21A	$4,782.00
2013	81	5508	5803100	1.LE.34-13 - CDBG Administrative Costs - EDA	21A	$39.40
2013	81	5508	5807775	1.LE.34-13 - CDBG Administrative Costs - EDA	21A	$20.61
2013	81	5508	5808262	1.LE.34-13 - CDBG Administrative Costs - EDA	21A	$3,263.42
2013	81	5508	5810861	1.LE.34-13 - CDBG Administrative Costs - EDA	21A	$1,511.85
2013	81	5508	5812193	1.LE.34-13 - CDBG Administrative Costs - EDA	21A	$1,511.85
2013	81	5508	5812545	1.LE.34-13 - CDBG Administrative Costs - EDA	21A	$10.28
2013	81	5508	5815719	1.LE.34-13 - CDBG Administrative Costs - EDA	21A	$538.06
2013	81	5508	5818807	1.LE.34-13 - CDBG Administrative Costs - EDA	21A	$2,747.04
2013	81	5508	5820938	1.LE.34-13 - CDBG Administrative Costs - EDA	21A	$2,318.25
2013	81	5508	5823290	1.LE.34-13 - CDBG Administrative Costs - EDA	21A	$2,375.06

2013	81	5508	5826416	1.LE.34-13 - CDBG Administrative Costs - EDA	21A	$3,479.72
2014	1	5554	5758278	9.114-14 - CDBG Program Administration (2014)	21A	$3,843.45
2014	1	5554	5759702	9.114-14 - CDBG Program Administration (2014)	21A	$438.09
2014	1	5554	5768274	9.114-14 - CDBG Program Administration (2014)	21A	$287.05
2014	1	5554	5773142	9.114-14 - CDBG Program Administration (2014)	21A	$60,748.61
2014	1	5554	5776486	9.114-14 - CDBG Program Administration (2014)	21A	$1,247.02
2014	1	5554	5780075	9.114-14 - CDBG Program Administration (2014)	21A	$22,862.70
2014	1	5554	5783756	9.114-14 - CDBG Program Administration (2014)	21A	$24,020.39
2014	1	5554	5785342	9.114-14 - CDBG Program Administration (2014)	21A	$831.16
2014	1	5554	5786956	9.114-14 - CDBG Program Administration (2014)	21A	$4,956.23
2014	1	5554	5789192	9.114-14 - CDBG Program Administration (2014)	21A	$4,092.00
2014	1	5554	5791486	9.114-14 - CDBG Program Administration (2014)	21A	$29,260.35
2014	1	5554	5792815	9.114-14 - CDBG Program Administration (2014)	21A	$51,384.15
2014	1	5554	5793734	9.114-14 - CDBG Program Administration (2014)	21A	$1,680.84
2014	1	5554	5796873	9.114-14 - CDBG Program Administration (2014)	21A	$4,125.76
2014	1	5554	5797900	9.114-14 - CDBG Program Administration (2014)	21A	$53,952.30
2014	1	5554	5799369	9.114-14 - CDBG Program Administration (2014)	21A	$4,840.31
2014	1	5554	5799687	9.114-14 - CDBG Program Administration (2014)	21A	$78,785.67
2014	1	5554	5803100	9.114-14 - CDBG Program Administration (2014)	21A	$41,201.41
2014	1	5554	5807775	9.114-14 - CDBG Program Administration (2014)	21A	$4,392.00
2014	1	5554	5808262	9.114-14 - CDBG Program Administration (2014)	21A	$25,022.43
2014	1	5554	5808263	9.114-14 - CDBG Program Administration (2014)	21A	$24,005.06
2014	1	5554	5809297	9.114-14 - CDBG Program Administration (2014)	21A	$23,020.46
2014	1	5554	5810861	9.114-14 - CDBG Program Administration (2014)	21A	$76,700.46
2014	1	5554	5812193	9.114-14 - CDBG Program Administration (2014)	21A	$25,887.93
2014	1	5554	5815719	9.114-14 - CDBG Program Administration (2014)	21A	$36,987.94
2014	1	5554	5818805	9.114-14 - CDBG Program Administration (2014)	21A	$7,644.29
2014	1	5554	5818807	9.114-14 - CDBG Program Administration (2014)	21A	$50,511.54
2014	1	5554	5819751	9.114-14 - CDBG Program Administration (2014)	21A	$17,817.10
2014	1	5554	5820938	9.114-14 - CDBG Program Administration (2014)	21A	$29,051.70
2014	1	5554	5823290	9.114-14 - CDBG Program Administration (2014)	21A	$34,532.27
2014	1	5554	5825142	9.114-14 - CDBG Program Administration (2014)	21A	$1,269.66
2014	1	5554	5826043	9.114-14 - CDBG Program Administration (2014)	21A	$19,870.27
2014	1	5554	5826416	9.114-14 - CDBG Program Administration (2014)	21A	$45,059.73

2014	1	5554	5826825	9.114-14 - CDBG Program Administration (2014)	21A		$17,830.41
2014	40	5590	5786956	1.LE.38-14 - CDBG Administrative Cost-Lake Elsinore	21A		$3,710.12
					21A	**Matrix Code**	**$1,412,205.88**
2014	6	5555	5726776	9.115-14 - Fair Housing Program Administration (2014)	21D		$10,062.65
2014	6	5555	5733466	9.115-14 - Fair Housing Program Administration (2014)	21D		$9,861.40
2014	6	5555	5744130	9.115-14 - Fair Housing Program Administration (2014)	21D		$9,496.53
2014	6	5555	5758333	9.115-14 - Fair Housing Program Administration (2014)	21D		$10,410.32
2014	6	5555	5761586	9.115-14 - Fair Housing Program Administration (2014)	21D		$9,545.64
2014	6	5555	5772119	9.115-14 - Fair Housing Program Administration (2014)	21D		$9,548.60
2014	6	5555	5785331	9.115-14 - Fair Housing Program Administration (2014)	21D		$9,856.43
2014	6	5555	5789189	9.115-14 - Fair Housing Program Administration (2014)	21D		$8,901.63
2014	6	5555	5799674	9.115-14 - Fair Housing Program Administration (2014)	21D		$12,218.27
2014	6	5555	5810862	9.115-14 - Fair Housing Program Administration (2014)	21D		$13,171.21
2014	6	5555	5819779	9.115-14 - Fair Housing Program Administration (2014)	21D		$29,609.25
2014	6	5555	5826825	9.115-14 - Fair Housing Program Administration (2014)	21D		$1,509.52
					21D	**Matrix Code**	**$134,191.45**
Total							**$1,546,397.33**

HOME Match Report

U.S. Department of Housing and Urban Development
Office of Community Planning and Development

OMB Approval No. 2506-0171
(exp. 12/31/2012)

Match Contributions for **Federal Fiscal Year (yyyy)** FY 14-15

Part I **Participant Identification**

1. Participant No. (assigned by HUD)	2. Name of the Participating Jurisdiction	3. Name of Contact (person completing this report)
M-14-UC-06-530	County of Riverside	Juan Garcia

5. Street Address of the Participating Jurisdiction	4. Contact's Phone Number (include area code)
5555 Arlington Avenue	951-343-5473

6. City	7. State	8. Zip Code
Riverside	CA	92504

Part II **Fiscal Year Summary**

1. Excess match from prior Federal fiscal year	$ 94,201,331	
2. Match contributed during current Federal fiscal year (see Part III.9.)	$ 0	
3. Total match available for current Federal fiscal year (line 1 + line 2)		$ 94,201,331
4. Match liability for current Federal fiscal year		$ 636,410
5. Excess match carried over to next Federal fiscal year (line 3 minus line 4)		$ 93,564,921

Part III **Match Contribution for the Federal Fiscal Year**

1. Project No. or Other ID	2. Date of Contribution (mm/dd/yyyy)	3. Cash (non-Federal sources)	4. Foregone Taxes, Fees, Charges	5. Appraised Land / Real Property	6. Required Infrastructure	7. Site Preparation, Construction Materials, Donated labor	8. Bond Financing	9. Total Match

form **HUD-40107-A** (12/94)

APPENDIX B

CDBG Activity Summary Report - PR03

PGM Year: 2010

Project: 0102 - City of Murrieta

IDIS Activity: 4991 - 3.MR.16-10 - Pedestrian Safety Enhancements (2010-2011) Phase II

Status: Open
Location: 24601 Jefferson Avenue Murrieta, CA 92562

Objective: Create suitable living environments
Outcome: Availability/accessibility
Matrix Code: Public Facilities and Improvement (General) (03)
National Objective: LMC

Initial Funding Date: 10/26/2010

Description:

Funding $328,662. CDBG funds will be used to enhance pedestrian safety by installing new and upgrading existing pedestrian ramp facilities to meet ADA requirements throughout the city.

Financing

	Fund Type	Grant Year	Grant	Funded Amount	Drawn In Program Year	Drawn Thru Program Year
CDBG	EN	Pre-2015		$328,662.00	$0.00	$0.00
		2010	B10UC060506		$0.00	$20,468.20
		2011	B11UC060506		$0.00	$8,064.89
		2012	B12UC060506		$1,698.19	$2,013.69
		2013	B13UC060506		$193,154.22	$193,154.22
Total	**Total**			**$328,662.00**	**$194,852.41**	**$223,701.00**

Proposed Accomplishments

People (General) : 5,856

Actual Accomplishments

Number assisted:	Owner		Renter		Total		Person	
	Total	Hispanic	Total	Hispanic	Total	Hispanic	Total	Hispanic
White:	0	0	0	0	0	0	0	0
Black/African American:	0	0	0	0	0	0	0	0
Asian:	0	0	0	0	0	0	0	0
American Indian/Alaskan Native:	0	0	0	0	0	0	0	0
Native Hawaiian/Other Pacific Islander:	0	0	0	0	0	0	0	0
American Indian/Alaskan Native & White:	0	0	0	0	0	0	0	0
Asian White:	0	0	0	0	0	0	0	0
Black/African American & White:	0	0	0	0	0	0	0	0
American Indian/Alaskan Native & Black/African American:	0	0	0	0	0	0	0	0
Other multi-racial:	0	0	0	0	0	0	0	0
Asian/Pacific Islander:	0	0	0	0	0	0	0	0
Hispanic:	0	0	0	0	0	0	0	0

Total:	**0**	**0**	**0**	**0**	**0**	**0**	**0**	**0**
Female-headed Households:	0		0		0			

Income Category:

	Owner	Renter	Total	Person
Extremely Low	0	0	0	0
Low Mod	0	0	0	0
Moderate	0	0	0	0
Non Low Moderate	0	0	0	0
Total	0	0	0	0
Percent Low/Mod				

Annual Accomplishments

Years	Accomplishment Narrative	# Benefitting
2010	The project is currently in the design phase of the project. The project will include construction of 40 additional ADA compliant pedestrian ramps throughout the city of Murrieta for the purpose of creating a sustainable living environment.	
2011	The project is currently in the design phase of the project. The project will include construction of 40 additional ADA compliant pedestrian ramps throughout the city of Murrieta for the purpose of creating a sustainable living environment.	
2012	6/26/13, The project is currently in the design phase. The bid process is scheduled for August 2013 with construction to begin sometime in November of 2013. The project will include construction of 40 additional ADA compliant pedestrian ramps throughout the city of Murrieta for the purpose of creating new access to a sustainable living environment.	
2013	Project underway. The project's design phase is currently complete, project has been bid out and contract was awarded to the lowest bidder. Construction will begin on this project in August of 2014 with a anticipated completion date by the end of 2014.	
2014	Construction of project is currently complete. City of Murrieta has submitted request for reimbursement for project payment to contractor. All certified payroll has been submitted. The project included construction of additional ADA compliant pedestrian ramps throughout the city of Murrieta for the purpose of creating new access to a sustainable living environment. Pending final draw and reprogramming of any remaining funds.	

PGM Year: 2011

Project: 0079 - City of Banning - Repplier Park Bowl Improvement

IDIS Activity: 5175 - 5.BN.21-11 - Repplier Park Bowl Improvement

Status: Completed 2/2/2015 12:00:00 AM

Location: 99 E Ramsey St 201 W. George St. Banning, CA 92220-4837

Objective: Create suitable living environments

Outcome: Sustainability

Matrix Code: Parks, Recreational Facilities (03F)

National Objective: LMA

Initial Funding Date: 10/19/2011

Description:

The City of Banning will use CDBG funds leveraged with existing funds for the design and construction of improvements to the Repplier Park Bowl. Renovations include the stage area, restrooms, and landscaping. CDBG funds will be used for design cost.

Financing

	Fund Type	Grant Year	Grant	Funded Amount	Drawn In Program Year	Drawn Thru Program Year
CDBG	EN	Pre-2015		$279,137.12	$0.00	$0.00
		2011	B11UC060506		$0.00	$6,275.14
		2012	B12UC060506		$150.17	$150.17
		2013	B13UC060506		$272,711.81	$272,711.81
Total	**Total**			**$279,137.12**	**$272,861.98**	**$279,137.12**

Proposed Accomplishments

Public Facilities : 1

Total Population in Service Area: 10,698

Census Tract Percent Low / Mod: 65.70

Annual Accomplishments

Years	Accomplishment Narrative	# Benefitting
2011	2011 funding $118,470. 10/27/11 reprog $3,500 from canceled project idis#5178, funding increased to $121,970. 5/31/12 year end clean-up reprog funds from prior year Park Improvement projects (idis#4778, $15,597.12 & idis#4971, $141,570) funding increased to $279,137.12.The City of Banning has completed 100% of the preliminary plans of project designs for the Repplier Park Bowl. Funding has been used for various phases of the design costs associated with the park. Due to a lack of funding to begin the construction for the entire project 2009 and 2010 funds were reprogrammed to this more current project. Leverage funding will come from the City of Banning's various funding sources they have applied for to assist with the construction of project.	
2012	Project underway. The City of Banning will begin construction of two parks, Repplier Park Bowl and Lions Park. Renovations for the Repplier Park Bowl will include grading construction of sidewalks, curbs, gutters, signing, striping, driveways, landscaping, underground electrical conduit, and installation of security lighting. Lions Park Improvements will include parking lot, two soccer fields, and landscaping. Notice Inviting bids was advertised with a closing date of August 2013. Construction will begin by October 2013 with a completion in early 2014. Leverage from prior year CDBG funding will be utilized for this project along with City General funds used for revision of plans.	
2013	The City of Banning began construction of the Repplier Park Bowl April 28, 2014. Renovations for the Repplier Park Bowl include grading, construction of sidewalks, curbs, and gutters, signing, striping, driveways, landscaping, underground electrical conduit and installation of security lighting. Construction is scheduled to be completed July 11, 2014. Leverage is from prior year CDBG funding.	
2014	The City of Banning began construction on the Repplier Park Bowl April 28, 2014 and completed i approximately January 5,2015. Renovations for the Repplier Park Bowl included grading, construction of sidewalks, curbs, and gutters, signage, striping, driveways, landscaping, underground electrical conduit, and installation of security lighting. Leveraging from prior year CDBG funding was utilized.	

PGM Year: 2011

Project: 0095 - City of Murrieta- Murrieta Senior Center Expansion

IDIS Activity: 5197 - 3.MR.23-11 - Murrieta Senior Center Expansion Project

Status: Open

Location: 41717 Juniper St Murrieta, CA 92562-6265

Objective: Create suitable living environments

Outcome: Sustainability

Matrix Code: Senior Centers (03A)

National Objective: LMC

Initial Funding Date: 10/20/2011

Description:

CDBG funds will be used for the costs associated with the design of the Senior Center Expansion Project.

Financing

	Fund Type	Grant Year	Grant	Funded Amount	Drawn In Program Year	Drawn Thru Program Year
CDBG	EN	Pre-2015		$453,677.70	$0.00	$0.00
		2011	B11UC060506		$0.00	$27,249.26
		2012	B12UC060506		$57.48	$17,738.50
		2013	B13UC060506		$6,974.79	$6,974.79
Total	**Total**			**$453,677.70**	**$7,032.27**	**$51,962.55**

Proposed Accomplishments

Public Facilities : 1

Actual Accomplishments

Number assisted:	Owner		Renter		Total		Person	
	Total	Hispanic	Total	Hispanic	Total	Hispanic	Total	Hispanic
White:	0	0	0	0	0	0	0	0
Black/African American:	0	0	0	0	0	0	0	0
Asian:	0	0	0	0	0	0	0	0
American Indian/Alaskan Native:	0	0	0	0	0	0	0	0
Native Hawaiian/Other Pacific Islander:	0	0	0	0	0	0	0	0
American Indian/Alaskan Native & White:	0	0	0	0	0	0	0	0
Asian White:	0	0	0	0	0	0	0	0
Black/African American & White:	0	0	0	0	0	0	0	0
American Indian/Alaskan Native & Black/African American:	0	0	0	0	0	0	0	0
Other multi-racial:	0	0	0	0	0	0	0	0
Asian/Pacific Islander:	0	0	0	0	0	0	0	0
Hispanic:	0	0	0	0	0	0	0	0
Total:	**0**	**0**	**0**	**0**	**0**	**0**	**0**	**0**
Female-headed Households:	0		0		0			

Income Category:

	Owner	Renter	Total	Person
Extremely Low	0	0	0	0
Low Mod	0	0	0	0
Moderate	0	0	0	0

Non Low Moderate	0	0	0	0
Total	0	0	0	0
Percent Low/Mod				

Annual Accomplishments

Years	Accomplishment Narrative	# Benefitting
2011	Propose to serve 9,955 seniors in the Murrieta area. 2011 funding $225,037. 2/15/11 reprog increase $228,558.22 ($72,431.39 from idis#4275 & $156,126.83 from idis#4796), funding increased to $453,595.22. 7/16/12 year end clean-up reporg $82.48 from idis#5196, funding increased to $453,677.70.The City of Murrieta will use CDBG funds to expand their existing senior center to include a fitness room. The city has currently selected a design firm to begin the design phase of the project. This project is 0% complete at this time.	
2012	The design phase for this project is currently complete. The City has had to delay this project due to funding issues. The City plans on going out to bid in September 2013, awarding a contract, and is projecting a project completion date early 2014.	
2013	Project Underway. The design portion of the project is complete. The City has had to push back the start date for construction due to funding. The City anticipates going out to bid before the end of 2014.	
2014	The City of Murrieta has bid out the project however due to several bid protest the City Council decided to re-bid the project. The new bid is set to open the end of July 2015. With construction to begin fall of 2015.	

PGM Year: 2011

Project: 0104 - Good Hope Elementary School Sidewalk Project

IDIS Activity: 5206 - 9.76-11 - Good Hope Elementary School Sidewalk Project

Status:	Open	Objective:	Create suitable living environments		
Location:	24050 Theda St Perris, CA 92570-7526	Outcome:	Sustainability		
		Matrix Code:	Public Facilities and Improvement (General) (03)	National Objective:	LMA

Initial Funding Date: 10/26/2011

Description:

CDBG funds will be used by the County of Riverside for the design, engineering, and construction of sidewalks, curbs, and gutters in the vicinity of the Good Hope Elementary School.

Financing

	Fund Type	Grant Year	Grant	Funded Amount	Drawn In Program Year	Drawn Thru Program Year
CDBG	EN	Pre-2015		$567,402.49	$0.00	$0.00
		2010	B10UC060506		$0.00	$69,020.13
		2011	B11UC060506		$0.00	$65,318.12
		2012	B12UC060506		$2,612.50	$63,225.93
		2013	B13UC060506		$221,119.38	$221,119.38
	PI	Pre-2015		$4,862.50	$0.00	$0.00
		2013	B13UC060506		$0.00	$4,862.50
Total	**Total**			**$572,264.99**	**$223,731.88**	**$423,546.06**

Proposed Accomplishments

People (General) : 4,276

Total Population in Service Area: 4,276

Census Tract Percent Low / Mod: 59.90

Annual Accomplishments

Years	Accomplishment Narrative	# Benefitting
2011	10/26/11 reprog increase $500,000 ($257,853.48 from idis#4422, $131,213 from idis#4731, $110,933.52 from idis#4922), funding increased to $500,000. Good Hope Elementary School Sidewalk project design phase is 50% complete with the right-a-way acquisition currently underway. The purpose of this project is to create a suitable living environment by providing new access to a safe way to travel to school. Construction is scheduled for late January 2012 pending additional funding from the State. The project will consist of approximately 3000 linear feet of improvements along the south-side of Ellis Street, east and west of Theda Street.	
2012	The design and engineering for the construction of sidewalks, curbs, and gutters at the Good Hope Elementary School is 90% complete. The project will consist of approximately 3000 linear feet of improvements along the south-side of Ellis Street, east and west of Theda Street. The improvements will provide safe access for children and residents in the low-moderate income community for the purpose of creating a sustainable environment. Completion of the construction is scheduled for June 2014. Leverage funding is from a State Grant.	

2013	3/10/14 reprog $33,459.99 from idis#5443, funding increased to $533,459.99. 4/18/14 reprog $30,000 from idis#5443, funding increased to $563,459.99. 5/14/14 increase PI $4,862.50 decrease EN $4,862.50, funding remains the same. The County of Riverside Real Property has settled the right-a-way possession for 6 out of 8 properties for the purpose of providing a safe sidewalk passage for students to school. The additional two properties will be granted by the courts July 1, 2014. Design for the sidewalk is 99% complete. A turn-a- bout was added to the project design to allow a more effective traffic flow. TLMA will begin construction in last summer 2014 and have work completed prior to end of 2014. The project will consist of approximately 3000 linear feet of improvements along the south-side of Ellis Street, east and west of Theda Street. Leverage funding is received from a State grant.
2014	9/24/14 reprog $8,805 from idis#5444, funding increased to $572,264.99. The County of Riverside Real Property has completed sidewalks, curbs, and gutters for the purpose of providing a safe sidewalk passage for students to school. A turn-a- bout was added to the project design to allow a more effective traffic flow. The project will consisted of approximately 3000 linear feet of improvements along the south-side of Ellis Street, east and west of Theda Street. Leverage funding is received from a State grant. Pending final reimbursement request to be received from TLMA to close project.

PGM Year: 2012

Project: 0047 - City of San Jacinto

IDIS Activity: 5284 - 3.SJ.02-12 - San Jacinto Downtown Street Improvement Project

Status:	Completed 2/9/2015 12:00:00 AM	Objective:	Create suitable living environments		
Location:	595 S San Jacinto Ave Community-wide San Jacinto, CA 92583-4134	Outcome:	Sustainability		
		Matrix Code:	Street Improvements (03K)	National Objective:	LMA

Initial Funding Date: 10/15/2012

Description:

CDBG funds will be used by the City of San Jacinto to construct street improvements that consist of pavement, grinding, overlay, and striping, as well as minor curb gutter and sidewalk enhancements in low moderate income areas of the city.

Financing

	Fund Type	Grant Year	Grant	Funded Amount	Drawn In Program Year	Drawn Thru Program Year
CDBG	EN	Pre-2015		$406,358.00	$0.00	$0.00
		2012	B12UC060506		$406,358.00	$406,358.00
Total	**Total**			**$406,358.00**	**$406,358.00**	**$406,358.00**

Proposed Accomplishments

People (General) : 13,776

Total Population in Service Area: 13,776

Census Tract Percent Low / Mod: 68.50

Annual Accomplishments

Years	Accomplishment Narrative	# Benefitting
2012	10/15/12 reprog $406,358 from($287,311.23 idis#5120, $15,253,13 idis#5121, $103,793.64 idis#5285) funding increased to $406,358. 6/27/13, project underway. The street improvement project is currently in the design phase and should be completed by the end of July 2013. The City hopes to be able to bid the job September of 2013.	
2013	The 2013 Downtown Street Improvement Project is at 95% completion. All Streets have been paved, all concrete work is complete and the only traffic signal work left is being completed at this time. CDBG funds were used to construct street improvements and sidewalk enhancements in low/moderate income areas.	
2014	Project is 100% complete. The City of San Jacinto used CDBG funds to construct street improvements in low/moderate income areas of the city. The project provided a suitable living environment for those residing in the area.	

PGM Year: 2012

Project: 0062 - Coachella Valley Unified School District (CVUSD)

IDIS Activity: 5334 - 4.126-12 - Oasis Elementary School Playground Improvement Project

Status:	Open	Objective:	Create suitable living environments		
Location:	87225 Church St 88-175 Avenue 74, Thermal Thermal, CA 92274-8901	Outcome:	Availability/accessibility		
		Matrix Code:	Parks, Recreational Facilities (03F)	National Objective:	LMA

Initial Funding Date: 10/24/2012

Description:

CDBG funds will be used to install bleachers, shade structures, drinking fountains, and other improvements at the Oasis Elementary School, which serves the low-moderate income areas of Thermal and Oasis. These upgrades will allow CVUSD to meet safety standards and provide members of these communities with access to recreational facilities.

Financing

	Fund Type	Grant Year	Grant	Funded Amount	Drawn In Program Year	Drawn Thru Program Year
CDBG	EN	Pre-2015		$108,434.00	$0.00	$0.00
		2012	B12UC060506		$0.00	$223.46
		2013	B13UC060506		$8,378.25	$8,378.25
Total	**Total**			**$108,434.00**	**$8,378.25**	**$8,601.71**

Proposed Accomplishments

Public Facilities : 1

Total Population in Service Area: 4,892

Census Tract Percent Low / Mod: 80.90

Annual Accomplishments

Years	Accomplishment Narrative	# Benefitting
2012	12/10/12 reprog $95,000 ($45,000 from idis#5157 and $45,000 from idis#5158) funding increased to $203,434. 4/23/13 reprog $40,304 to idis#5157, funding decreased to $163,130. 6/26/13 reprog $109,611.94 from ($92,142.64 idis#4785, $2,049.54 idis#5159, $5 idis#5166, $15,414.76 idis#5283)funding increased to $272,741.94. project underway. The Coachella Valley Unified School District's 2012 project is currently in the environmental review process. According to FEMA maps, it appears as though the project site is located in a flood zone. The County is awaiting additional information from the Coachella Valley Unified School District to make a final determination. Additionally, an 8 step review process may need to be completed if it is determined the project site is located in a flood zone.	

2013	3/31/14 $1,650.34 reprogrammed from idis#5335, funding increased to $274,392.28. 5/15/14 reprog $7,044.81 ($4,900.06 from idis#5338 and $2,144.75 from idis#5339) funding increased to $281,437.09. 5/15/14 reprog $62,421 ($60,000 to idis#5527 and $2,421 to idis#5487) funding reduced to $219,016.09. CDBG Project underway. The Coachella Valley Unified School District (CVUSD) is proposing to utilize CDBG funds to purchase and install two shade structures over their playground equipment at the Oasis Elementary School. Summer temperatures in the Coachella Valley can meet 120 degrees and these structures are important for the health and safety of children utilizing the equipment during the hot summer months. Due to the fact that the project is located in a flood zone, as mapped by FEMA, an 8 step review was completed, along with the required environmental review. As a result of the 8 step review, it was determined that there was no practical alternate to the proposed project, and flood impact was mitigated during the original construction of the school site. The CDBG Project is currently at 10 percent completion. Sponsor issued an RFP for architectural services and proposals were due the end of April 2014. The CVUSD is currently in the process of entering into an agreement for architectural services. Once plans are approved by the Division of State Architects (DSA), the CVUSD will issue RFPs for a Project Inspector and Testing Lab. At this time the CVUSD estimates that the project timeline is as follows: Preliminary Design-1 week/District's Approval-1 week/Construction Documents (prepared for DSA)-1 week/DSA Review-2-3 months/Bidding-1 month Construction is anticipated to begin in September 2014. The CVUSD has indicated that construction will be completed by May 25, 2015. There is no public benefit to date.
2014	9/15/14 reprog $40,000 to idis#5527, funding reduced to $179,016.09. 10/28/14 reprog remaining unused $70,582.09 to idis#5628, funding reduced to $108,434. CDBG Project underway. The Coachella Valley Unified School District (CVUSD) is proposing to utilize CDBG funds to purchase and install two shade structures over their playground equipment at the Oasis Elementary School. Summer temperatures in the Coachella Valley can meet 120 degrees and these structures are important for the health and safety of children utilizing the equipment during the hot summer months. 6/24/15 CDBG Project underway. The Coachella Valley Unified School District (CVUSD) is proposing to utilize CDBG funds to purchase and install two shade structures over their playground equipment at the Oasis Elementary School. Summer temperatures in the Coachella Valley can meet 120 degrees and these structures are important for the health and safety of children utilizing the equipment during the hot summer months. Due to the fact that the project is located in a flood zone, as mapped by FEMA, an 8 step review was completed, along with the required environmental review. As a result of the 8 step review, it was determined that there was no practical alternate to the proposed project, and flood impact was mitigated during the original construction of the school site. The CDBG Project is currently at 20 percent completion. Sponsor issued an RFP for architectural services and proposals were due the end of April 2014. The CVUSD entered into an agreement for architectural services. Plans are currently in the approval process with the Division of State Architects (DSA). Once the plans are approved, the CVUSD will issue a RFP for a Project Inspector and Testing Lab. Construction was originally anticipated to begin in September 2014. However, due to project delays it is now anticipated that construction of the project will commence in July 2015. To date, there is no public benefit to report.

PGM Year: 2012

Project: 0074 - City of Banning

IDIS Activity: 5346 - 5.BN.26-12 - Repplier Park Bowl Improvement Project

Status: Completed 6/22/2015 12:00:00 AM

Objective: Create suitable living environments

Location: 99 E Ramsey St Repplier Park Bowl N San Gorgonio Ave & E Wilson St Banning, CA 92220-4837

Outcome: Sustainability

Matrix Code: Parks, Recreational Facilities (03F)

National Objective: LMA

Initial Funding Date: 10/25/2012

Description:

The City of Banning will use CDBG funds leveraged with existing funds for the design and construction of improvements to the Repplier Park Bowl. Renovations include the stage area, landscaping, and restrooms. CDBG funds will be used for construction.

Financing

	Fund Type	Grant Year	Grant	Funded Amount	Drawn In Program Year	Drawn Thru Program Year
CDBG	EN	Pre-2015		$137,050.97	$0.00	$0.00
		2011	B11UC060506		$0.00	$530.68
		2012	B12UC060506		$40,765.16	$40,765.16
		2013	B13UC060506		$95,755.13	$95,755.13
Total	**Total**			**$137,050.97**	**$136,520.29**	**$137,050.97**

Proposed Accomplishments

Public Facilities : 1

Total Population in Service Area: 10,698

Census Tract Percent Low / Mod: 65.70

Annual Accomplishments

Years	Accomplishment Narrative	# Benefitting
2012	Project Underway. The City of Banning will begin construction of two parks, Repplier Park Bowl and Lions Park. Renovations for the Repplier Park Bowl will include grading, construction of sidewalks, curbs, gutters, signing, striping, driveways, landscaping, underground electrical conduit and installation of security lighting. Lions Park Improvements will include parking lot, two soccer fields, and landscaping. Notice Inviting bids was advertised with a closing date of August 2013. Construction will begin by October 2013 with a completion in early 2014. Leverage from prior year CDBG funding will be utilized for this project along with City General funds used for revision of plans.	
2013	The City of Banning began construction of the Repplier Park Bowl April 28, 2014. Renovations for the Repplier Park Bowl include grading, construction of sidewalks, curbs, and gutters, signing, striping, driveways, landscaping, underground electrical conduit and installation of security lighting. Construction is scheduled to be completed July 11, 2014. Leverage is from prior year CDBG funding. 7/1/14 reprog $124,040 from idis#5493, funding increased to $244,775. Project is complete, 3/4/15 reprog remaining $140,861.83 to idis#5493 (Lions Park), funding reduced to $104,035.13.	
2014	The City of Banning completed construction of the Repplier Park Bowl for the purpose of providing recreation and parking to the low-income community. Renovations for the Repplier Park Bowl included grading, construction of sidewalks, curbs, and gutters, signage, striping, driveways, landscaping, underground electrical conduit, and installation of security lighting. Leveraging from prior year CDBG funding was utilized. Balance remaining will be used for Lion's Park Improvements. Project is complete, 3/4/15 reprog remaining $140,739.87 to idis#5493 (Lions Park), funding reduced to $104,035.13. 5/21/15 per PM/City request, project re-opened to increase funding to cover additional costs. Reprog $33,015.84 from idis#5493, funding increased to $137,050.97.	

PGM Year: 2012

Project: 0078 - City of Blythe

IDIS Activity: 5350 - 4.BL.32-12 - Park Improvements - Appleby, Miller, Todd & Bommer Parks

Status: Completed 6/30/2015 12:00:00 AM

Location: 235 N Broadway Blythe, CA 92225-1609

Objective: Create suitable living environments

Outcome: Availability/accessibility

Matrix Code: Parks, Recreational Facilities (03F)

National Objective: LMA

Initial Funding Date: 10/25/2012

Description:

The City of Blythe will use CDBG funds to purchase and install park equipment such as picnic tables, park benches, drinking fountains, and playground equipment at four parks in low-income areas.

Financing

	Fund Type	Grant Year	Grant	Funded Amount	Drawn In Program Year	Drawn Thru Program Year
CDBG	EN	Pre-2015		$111,169.54	$0.00	$0.00
		2012	B12UC060506		$204.57	$1,002.74
		2013	B13UC060506		$110,166.80	$110,166.80
Total	**Total**			**$111,169.54**	**$110,371.37**	**$111,169.54**

Proposed Accomplishments

Public Facilities : 1

Total Population in Service Area: 13,564

Census Tract Percent Low / Mod: 53.70

Annual Accomplishments

Years	Accomplishment Narrative	# Benefitting
2012	5/20/13 reprog $23,207.54 from idis#5181, funding increased to $111,169.54. 6/25/13, project underway. The City of Blythe originally proposed to use CDBG funds to purchase and install park equipment such as picnic tables, park benches, drinking fountains, and playground equipment at various parks throughout the City. However, the City has requested to change the project description to use CDBG funds to pay for the design and construction of a splash pad feature at one of the City's regional parks. Currently, the bid document is being developed. It is anticipated that the project will be constructed by January 2014.	

2013	1/29/14- The "incorrect" Reason for Delay and Remediation plan was inadvertently entered into IDIS for this project. At this time the HUD rep in LA has been notified and is working with us to resolve this issue. Corrected Information Reasons for Delay: The City was having a difficult time finding qualified and experienced architects and/or engineers to design the splash pad improvements for this project. Remediation Actions to be taken to resolve delay: The City has hired a consultant using an alternate source of funding to complete the design of the project. The project will be remediated once design is complete, construction commences, and a draw request is submitted by August 2014. Project Underway. The City of Blythe originally proposed to use CDBG funds to purchase and install park equipment such as picnic tables, park benches, drinking fountains, and playground equipment at various parks throughout the City. However, the City requested to change the project description to use CDBG funds to pay for the design and construction of a splash pad feature at one of the City's regional parks. Although it was originally anticipated that the project would be constructed by January 2014, delays in the development of the project's plans and specifications/bid document, and issues surrounding the first bid process have resulted in major project delays. Project Underway. The final project plans and specifications/bid document was completed March 2014, and authorization to proceed with bidding was issued to the City on March 4, 2014. Bids were due at 12pm on March 25th at the City of Blythe. Unfortunately, there were only two bids received. One was incomplete and one was submitted past the deadline. The City of Blythe made the decision to accept both bids and awarded a contract to the low bidder, Splash Zone. After discovering multiple issues with missing paperwork, and with the contractor's license originally listed in their bid, along with the contractor's delay in submitting CDBG paperwork, the City decided to terminate Splash Zone's contract, and rejected all bids. The City has consulted with their legal counsel and is currently in the process of rebidding the project. The City has a great desire to see that this project is completed prior the Labor Day holiday. Currently, there is no public benefit to report.
2014	Project complete. CDBG funds were used to pay for costs associated with direct project management of the various park projects, purchase of materials for the Todd Park Parking Lot, Federal public noticing requirements, and for a portion of the construction costs associated with the 1,600 square foot Splash Pad at Todd Park.

PGM Year: 2012

Project: 0082 - City of Eastvale

IDIS Activity: 5354 - 2.EV.02-12 - Repair and Addition of Sidewalks

Status: Open

Location: 6080 Hamner Ave Ste 103 Eastvale, CA 91752-3663

Objective: Create suitable living environments

Outcome: Availability/accessibility

Matrix Code: Sidewalks (03L)

National Objective: LMC

Initial Funding Date: 10/25/2012

Description:

The City of Eastvale will use CDBG funds to enhance pedestrian safety by installing new and upgrading existing pedestrian sidewalk ramps to meet ADA requirements throughout the city. The project will include the installation of 20 ADA compliant pedestrian ramps.

Financing

	Fund Type	Grant Year	Grant	Funded Amount	Drawn In Program Year	Drawn Thru Program Year
CDBG	EN	Pre-2015		$163,733.00	$0.00	$0.00
		2012	B12UC060506		$0.00	$3,383.75
		2013	B13UC060506		$19,439.74	$19,439.74
Total	**Total**			**$163,733.00**	**$19,439.74**	**$22,823.49**

Proposed Accomplishments

People (General) : 100

Actual Accomplishments

Number assisted:	Owner		Renter		Total		Person	
	Total	Hispanic	Total	Hispanic	Total	Hispanic	Total	Hispanic
White:	0	0	0	0	0	0		0
Black/African American:	0	0	0	0	0	0	0	0
Asian:	0	0	0	0	0	0	0	0
American Indian/Alaskan Native:	0	0	0	0	0	0	0	0
Native Hawaiian/Other Pacific Islander:	0	0	0	0	0	0	0	0
American Indian/Alaskan Native & White:	0	0	0	0	0	0	0	0
Asian White:	0	0	0	0	0	0	0	0
Black/African American & White:	0	0	0	0	0	0	0	0
American Indian/Alaskan Native & Black/African American:	0	0	0	0	0	0	0	0
Other multi-racial:	0	0	0	0	0	0	0	0
Asian/Pacific Islander:	0	0	0	0	0	0	0	0
Hispanic:	0	0	0	0	0	0	0	0
Total:	**0**	**0**	**0**	**0**	**0**	**0**	**0**	**0**
Female-headed Households:	0		0		0			

Income Category:

	Owner	Renter	Total	Person
Extremely Low	0	0	0	0
Low Mod	0	0	0	0
Moderate	0	0	0	0

Non Low Moderate	0	0	0	0
Total	0	0	0	0
Percent Low/Mod				

Annual Accomplishments

Years	Accomplishment Narrative	# Benefitting
2012	6/26/13, the project is currently in the design phase. The bid for construction services will be going out sometime in the summer of 2013 with completion of the project anticipated to be before the end of 2013.	
2013	Project is currently underway in the design phase. The City will be going out to bid and start construction by the end of 2014.	
2014	Project underway. The project was bid out improperly so CDBG funds cannot be used for the construction portion of the project. CDBG funds will be used for soft costs only, staff time and materials.	

PGM Year: 2012

Project: 0083 - City of La Quinta

IDIS Activity: 5355 - 4.LQ.14-12 - Calle Sinaloa Sidewalk Improvement Project

Status: Completed 10/27/2014 12:00:00 AM

Location: PO Box 1504 Calle Sinaloa between Eisenhower Drive a La Quinta, CA 92247-1504

Objective: Create suitable living environments

Outcome: Availability/accessibility

Matrix Code: Sidewalks (03L)

National Objective: LMC

Initial Funding Date: 10/25/2012

Description:

CDBG funds will be used to construct a sidewalk, ADA compliant curb ramps, and driveways on Calle Sinaloa between Eisenhower Drive and Desert Club Drive, where no sidewalk currently exists.

Financing

	Fund Type	Grant Year	Grant	Funded Amount	Drawn In Program Year	Drawn Thru Program Year
CDBG	EN	Pre-2015		$48,360.02	$0.00	$0.00
		2011	B11UC060506		$0.00	$30,593.95
		2012	B12UC060506		$0.00	$17,766.07
Total	**Total**			**$48,360.02**	**$0.00**	**$48,360.02**

Proposed Accomplishments

People (General) : 3,614

Actual Accomplishments

Number assisted:	Owner		Renter		Total		Person	
	Total	Hispanic	Total	Hispanic	Total	Hispanic	Total	Hispanic
White:	0	0	0	0	0	0	2,930	1,156
Black/African American:	0	0	0	0	0	0	28	0
Asian:	0	0	0	0	0	0	67	0
American Indian/Alaskan Native:	0	0	0	0	0	0	21	0
Native Hawaiian/Other Pacific Islander:	0	0	0	0	0	0	0	0
American Indian/Alaskan Native & White:	0	0	0	0	0	0	0	0
Asian White:	0	0	0	0	0	0	0	0
Black/African American & White:	0	0	0	0	0	0	0	0
American Indian/Alaskan Native & Black/African American:	0	0	0	0	0	0	0	0
Other multi-racial:	0	0	0	0	0	0	568	0
Asian/Pacific Islander:	0	0	0	0	0	0	0	0
Hispanic:	0	0	0	0	0	0	0	0
Total:	**0**	**0**	**0**	**0**	**0**	**0**	**3,614**	**1,156**
Female-headed Households:	0		0		0			

Income Category:

	Owner	Renter	Total	Person
Extremely Low	0	0	0	0
Low Mod	0	0	0	3,614
Moderate	0	0	0	0
Non Low Moderate	0	0	0	0

Total	0	0	0	3,614
Percent Low/Mod				100.0%

Annual Accomplishments

Years	Accomplishment Narrative	# Benefitting
2012	6/25/13 Project is underway and is currently 0% complete. The construction aspect of this CDBG Project was bid on February 5, 2013, with bids due March 7, 2013. Originally, the bid document allowed for 30 working days for construction completion and the project was anticipated to be complete by the end of April 2013. However, the lowest bidder requested that their bid be withdrawn due to an error; the second lowest bidder was deemed non-responsive for not completing their bid as directed; and the third lowest bidder was significantly higher than the second bid. All bids were rejected and the project was rebid on April 16, 2013, with bids due May 16, 2013. The construction contract was awarded on June 4, 2013. Construction is anticipated to commence sometime in July 2013, with the project being complete mid to late August 2013. It is anticipated that the project will be 100% complete by September 2013. To date, CDBG funds have been used for engineering, public noticing, and other fees associated with the project.	
2013	Year end clean-up 5/15/14 pending reprog remaining $82,011.98 to new 2014-15 project 4.LQ.19-14, funding will be reduced to $48,360.02.Project was recorded as complete as of November 21, 2013. The City of La Quinta utilized CDBG funds to construct ADA compliant curb ramps, sidewalks and to re-construct driveways on both the north and south sides of Avenue 52 between Eisenhower Drive and Calle Bermudas, where no sidewalk or curb ramps previously existed. These ADA improvements will provide greater accessibility to individuals residing, and accessing services, in the area. CDBG funds were used for engineering, public noticing, construction, and other direct costs associated with this project. Remaining 2012-2013 CDBG funds will be reprogrammed to the 2014-2015 CDBG funded project to assist with ADA improvements at public facilities throughout the City of La Quinta.	
2014	FY 2013-14 year end clean-up was pending reprog (10/27/14) remaining $82,011.98 to idis#5635, 4.LQ.19-14, funding reduced to $48,360.02. Project was complete as of November 21, 2013 and completed in IDIS in FY 2014-15 due to pending reprogramming.	

PGM Year: 2012

Project: 0089 - City of Lake Elsinore

IDIS Activity: 5361 - 1.LE.28-12 - CDBG Administration Costs - EDA

Status: Completed 2/18/2015 12:00:00 AM

Location: ,

Objective:

Outcome:

Matrix Code: General Program Administration (21A)

National Objective:

Initial Funding Date: 10/29/2012

Description:

The City of Lake Elsinore will allocate funds to the County to provide program management, coordination, monitoring, and evaluation of the City's CDBG Program.

Financing

	Fund Type	Grant Year	Grant	Funded Amount	Drawn In Program Year	Drawn Thru Program Year
CDBG	EN	Pre-2015		$43,235.00	$0.00	$0.00
		2011	B11UC060506		$0.00	$12,986.60
		2012	B12UC060506		$8,313.79	$20,173.10
		2013	B13UC060506		$10,075.30	$10,075.30
Total	**Total**			**$43,235.00**	**$18,389.09**	**$43,235.00**

Proposed Accomplishments

Actual Accomplishments

Number assisted:	Owner		Renter		Total		Person	
	Total	Hispanic	Total	Hispanic	Total	Hispanic	Total	Hispanic
White:					0	0		
Black/African American:					0	0		
Asian:					0	0		
American Indian/Alaskan Native:					0	0		
Native Hawaiian/Other Pacific Islander:					0	0		
American Indian/Alaskan Native & White:					0	0		
Asian White:					0	0		
Black/African American & White:					0	0		
American Indian/Alaskan Native & Black/African American:					0	0		
Other multi-racial:					0	0		
Asian/Pacific Islander:					0	0		
Hispanic:					0	0		
Total:	**0**	**0**	**0**	**0**	**0**	**0**	**0**	**0**

Female-headed Households: 0

Income Category:

	Owner	Renter	Total	Person
Extremely Low			0	
Low Mod			0	
Moderate			0	

Non Low Moderate			0	
Total	0	0	0	0
Percent Low/Mod				

Annual Accomplishments

No data returned for this view. This might be because the applied filter excludes all data.

PGM Year: 2012

Project: 0093 - City of Murrieta

IDIS Activity: 5365 - 3.MR.28-12 - Murrieta Senior Center Expansion

Status: Open

Location: 41717 Juniper St Murrieta, CA 92562-6265

Objective: Create suitable living environments

Outcome: Availability/accessibility

Matrix Code: Senior Centers (03A)

National Objective: LMC

Initial Funding Date: 10/29/2012

Description:

The City will use CDBG funds for the design and construction of an expansion to their senior center facility. The 900 square foot expansion will include a new fitness center.

Financing

	Fund Type	Grant Year	Grant	Funded Amount	Drawn In Program Year	Drawn Thru Program Year
CDBG	EN	Pre-2015		$310,707.00	$0.00	$0.00
Total	**Total**			**$310,707.00**	**$0.00**	**$0.00**

Proposed Accomplishments

Public Facilities : 1

Actual Accomplishments

Number assisted:	**Owner**		**Renter**		**Total**		**Person**	
	Total	Hispanic	Total	Hispanic	Total	Hispanic	Total	Hispanic
White:	0	0	0	0	0	0		0
Black/African American:	0	0	0	0	0	0	0	0
Asian:	0	0	0	0	0	0	0	0
American Indian/Alaskan Native:	0	0	0	0	0	0	0	0
Native Hawaiian/Other Pacific Islander:	0	0	0	0	0	0	0	0
American Indian/Alaskan Native & White:	0	0	0	0	0	0	0	0
Asian White:	0	0	0	0	0	0	0	0
Black/African American & White:	0	0	0	0	0	0	0	0
American Indian/Alaskan Native & Black/African American:	0	0	0	0	0	0	0	0
Other multi-racial:	0	0	0	0	0	0	0	0
Asian/Pacific Islander:	0	0	0	0	0	0	0	0
Hispanic:	0	0	0	0	0	0	0	0
Total:	**0**	**0**	**0**	**0**	**0**	**0**	**0**	**0**
Female-headed Households:	0		0		0			

Income Category:

	Owner	**Renter**	**Total**	**Person**
Extremely Low	0	0	0	0

Low Mod	0	0	0	0
Moderate	0	0	0	0
Non Low Moderate	0	0	0	0
Total	0	0	0	0
Percent Low/Mod				

Annual Accomplishments

Years	Accomplishment Narrative	# Benefitting
2012	6/26/13, project underway. The design portion of the project is complete. The City has had to push back the start date for construction due to funding but anticipates going out to bid by September 2013 and completing the project early 2014.	
2013	Project underway. The design portion of the project is complete. The City has had to push back the start date for construction due to funding. The City anticipates going out to bid before the end of 2014.	
2014	4/13/15 remediation plan extended to: City is presently working their way through two bid protests with regard to the bid submittals and are hopeful that resolution to both will be this week and they can then move forward with the agenda report to award the contract at the May 7 Council meeting. Mobilization should begin within two weeks. If awarded on May 7, construction should be completed by September/October. 6/24/15 The City of Murrieta has bid out the project however due to several bid protests the City Council decided to re-bid the project. The new bid is set to open the end of July 2015. With construction to begin fall of 2015.	

PGM Year: 2012

Project: 0097 - City of San Jacinto

IDIS Activity: 5369 - 3.SJ.01-12 - Code Enforcement Program

Status: Completed 2/9/2015 12:00:00 AM

Location: 595 S San Jacinto Ave City-Wide San Jacinto, CA 92583-4134

Objective: Create suitable living environments

Outcome: Sustainability

Matrix Code: Code Enforcement (15)

National Objective: LMA

Initial Funding Date: 10/29/2012

Description:

The City of San Jacinto Code Enforcement program enforces codes addressing substandard structures, neighborhood clean-up, and similar code violations in low-income areas. CDBG funds will be used for staff costs benefits (direct cost).

Financing

	Fund Type	Grant Year	Grant	Funded Amount	Drawn In Program Year	Drawn Thru Program Year
CDBG	EN	Pre-2015		$198,059.60	$0.00	$0.00
		2011	B11UC060506		$0.00	$76,758.43
		2012	B12UC060506		$121,301.17	$121,301.17
	PI	Pre-2015		$5,119.40	$0.00	$0.00
		2013	B13UC060506		$0.00	$5,119.40
Total	**Total**			**$203,179.00**	**$121,301.17**	**$203,179.00**

Proposed Accomplishments

People (General) : 13,776

Total Population in Service Area: 13,776

Census Tract Percent Low / Mod: 68.50

Annual Accomplishments

Years	Accomplishment Narrative	# Benefitting
2012	The City of San Jacinto provided Code Enforcement services that include addressing substandard structures and neighborhood clean-ups in the low income areas of the city. Reimbursement request for funds is pending submission of eligible expenditures.	
2013	5/14/14 increase PI $5,119.40 decrease EN $5,119.40, funding remains the same. Project is 40% complete. The City of San Jacinto provided Code Enforcement services that include addressing substandard structures and neighborhood clean-ups in the low income areas of the city.	
2014	Project is 100% complete. The City of San Jacinto provided Code Enforcement to targeted dangerous and substandard structures, zoning violations, and other health and safety issues. CDBG funds were used for code enforcement officer's salaries. The project provided a suitable living environment for the residing in the area.	

PGM Year: 2013

Project: 0001 - Riverside County Economic Development Agency

IDIS Activity: 5431 - 9.95-13 - CDBG Program Administration

Status: Completed 1/27/2015 12:00:00 AM

Objective:

Location: ,

Outcome:

Matrix Code: General Program Administration (21A)

National Objective:

Initial Funding Date: 09/20/2013

Description:

CDBG administration funding provides staffing and overall program management, coordination, monitoring, and evaluation of the CDBG program. 10213 reprog $10,500 to Fair Housing (F.H.) Admin idis#5432 for cost of updated F.H. Impediment Study, funding reduced to $1,295,802.

Financing

	Fund Type	Grant Year	Grant	Funded Amount	Drawn In Program Year	Drawn Thru Program Year
CDBG	EN	Pre-2015		$1,295,802.00	$0.00	$0.00
		2011	B11UC060506		$0.00	$176,971.11
		2012	B12UC060506		$363,171.26	$946,661.04
		2013	B13UC060506		$172,169.85	$172,169.85
	PI	Pre-2015		$110,478.59	$0.00	$0.00
		2013	B13UC060506		$0.00	$110,478.59
Total	**Total**			**$1,406,280.59**	**$535,341.11**	**$1,406,280.59**

Proposed Accomplishments

Actual Accomplishments

Number assisted:	**Owner**		**Renter**		**Total**		**Person**	
	Total	Hispanic	Total	Hispanic	Total	Hispanic	Total	Hispanic
White:					0	0		
Black/African American:					0	0		
Asian:					0	0		
American Indian/Alaskan Native:					0	0		
Native Hawaiian/Other Pacific Islander:					0	0		
American Indian/Alaskan Native & White:					0	0		
Asian White:					0	0		
Black/African American & White:					0	0		
American Indian/Alaskan Native & Black/African American:					0	0		
Other multi-racial:					0	0		
Asian/Pacific Islander:					0	0		
Hispanic:					0	0		
Total:	**0**	**0**	**0**	**0**	**0**	**0**	**0**	**0**
Female-headed Households:					0			

Income Category:

	Owner	Renter	Total	Person
Extremely Low			0	
Low Mod			0	
Moderate			0	
Non Low Moderate			0	
Total	0	0	0	0
Percent Low/Mod				

Annual Accomplishments

No data returned for this view. This might be because the applied filter excludes all data.

PGM Year: 2013

Project: 0004 - Riverside County Economic Development Agency

IDIS Activity: 5442 - 9.106-13 - Neighborhood Enhancement Program - Interim Assistance

Status:	Completed 2/3/2015 12:00:00 AM	Objective:	Create suitable living environments		
Location:	3403 10th St County-Wide Riverside, CA 92501-3670	Outcome:	Sustainability		
		Matrix Code:	Interim Assistance (06)	National Objective:	LMA

Initial Funding Date: 09/20/2013

Description:

The program will provide comprehensive Special Neighborhood Clean-up Campaigns in targeted low-income areas that exhibit determinable signs of physical deterioration. The Community Improvement Program (CIP) will use CDBG funds to remove vacant unpermitted mobile homes and structures, and other health and safety issues.

Financing

	Fund Type	Grant Year	Grant	Funded Amount	Drawn In Program Year	Drawn Thru Program Year
CDBG	EN	Pre-2015		$196,871.93	$0.00	$0.00
		2011	B11UC060506		$0.00	$443.16
		2012	B12UC060506		$156,622.59	$196,428.77
	PI	Pre-2015		$3,128.07	$0.00	$0.00
		2013	B13UC060506		$0.00	$3,128.07
Total	**Total**			**$200,000.00**	**$156,622.59**	**$200,000.00**

Proposed Accomplishments

People (General) : 95,075

Total Population in Service Area: 95,075

Census Tract Percent Low / Mod: 57.50

Annual Accomplishments

Years	Accomplishment Narrative	# Benefitting
2013	5/14/14 increase PI $1,741.85 decrease EN $1,741.85, funding remains the same. Year-end, the project is 40% complete. CDBG funds were utilized to administer the Neighborhood Enhancement Program. CDBG funds were used to cover costs incurred for the coordination of neighborhood cleanup events as a part of a blight-mitigation, comprehensive cleanup effort, in eligible, unincorporated communities of Riverside County. These costs include salaries and related expenses of Community Improvement Specialist staff that coordinated these activities in low-mod communities. Community Improvement Specialists delivered their skills and knowledge of prevention, education, and mitigation efforts to tailor cleanup efforts based on results from Community Assessment needs surveys, demographic data, and service accessibility. Final reports demonstrate that, as a result of this program, a total of 8 illegal dumping, and community cleanup events were successfully coordinated and completed, and 27 individual properties received cleanup assistance. Cleanup activities include, but are not limited to: voluntary removal of accumulated rubbish, substandard structures, illegal dumping, dilapidated fencing, and unoccupied substandard mobile homes. 7/29/14 increase PI $1,386.22 decrease EN $1,386.22, funding remains the same.	

2014	8/6/14 reprog $100,000 from idis#5443, funding increased to $200,000. The project is 100% complete. CDBG funds were utilized to administer the Neighborhood Enhancement Program. CDBG funds were used to cover costs incurred for the coordination of neighborhood cleanup events as a part of a blight-mitigation, comprehensive cleanup effort, in eligible, unincorporated communities of Riverside County. These costs include salaries and related expenses of Community Improvement Specialist staff that coordinated these activities in low-mod communities. Community Improvement Specialists delivered their skills and knowledge of prevention, education, and mitigation efforts to tailor cleanup efforts based on results from Community Assessment needs surveys, demographic data, and service accessibility. Final reports demonstrate that, as a result of this program, a total of 14 illegal dumping, and community cleanup events were successfully coordinated and completed, and 90 residential properties received cleanup assistance. Cleanup activities include, but are not limited to: voluntary removal of accumulated rubbish, substandard structures, illegal dumping, dilapidated fencing, and unoccupied substandard mobile homes.

PGM Year: 2013

Project: 0006 - Riverside County Economic Development Agency

IDIS Activity: 5443 - 9.108-13 - Countywide Road Improvement Projects

Status:	Canceled 10/21/2014 12:00:00 AM	Objective:	Create suitable living environments		
Location:	3403 10th St Ste 400 Suite 400 Riverside, CA 92501-3658	Outcome:	Sustainability		
		Matrix Code:	Public Facilities and Improvement (General) (03)	National Objective:	LMC

Initial Funding Date: 09/20/2013

Description:

The County will use CDBG funds for eligible road improvement projects in low-income areas throughout the County. As specific eligible projects are identified, the County will proceed with substantial amendments to the 2013-2014 One Year Action Plan pursuant to the Citizen Participation Plan.

Financing

No data returned for this view. This might be because the applied filter excludes all data.

Proposed Accomplishments

Public Facilities : 1

Actual Accomplishments

Number assisted:	Owner		Renter		Total		Person	
	Total	Hispanic	Total	Hispanic	Total	Hispanic	Total	Hispanic
White:	0	0	0	0	0	0		0
Black/African American:	0	0	0	0	0	0	0	0
Asian:	0	0	0	0	0	0	0	0
American Indian/Alaskan Native:	0	0	0	0	0	0	0	0
Native Hawaiian/Other Pacific Islander:	0	0	0	0	0	0	0	0
American Indian/Alaskan Native & White:	0	0	0	0	0	0	0	0
Asian White:	0	0	0	0	0	0	0	0
Black/African American & White:	0	0	0	0	0	0	0	0
American Indian/Alaskan Native & Black/African American:	0	0	0	0	0	0	0	0
Other multi-racial:	0	0	0	0	0	0	0	0
Asian/Pacific Islander:	0	0	0	0	0	0	0	0
Hispanic:	0	0	0	0	0	0	0	0
Total:	**0**	**0**	**0**	**0**	**0**	**0**	**0**	**0**
Female-headed Households:	0		0		0			

Income Category:

	Owner	Renter	Total	Person
Extremely Low	0	0	0	0
Low Mod	0	0	0	0
Moderate	0	0	0	0
Non Low Moderate	0	0	0	0
Total	0	0	0	0

Percent Low/Mod

Annual Accomplishments

Years	Accomplishment Narrative	# Benefitting
2013	13/14 funding $997,300. 10/2/13 reprog $392,533.63 from pass-thru project idis#5285 to current year, funding increased to $1,389,833.63. 10/2/13 reprog $305,000 to idis#5522, funding reduced to $1,084,833.63. 11/13/13 reprog $551,937 to idis#5472,funding decreased to $532,896.63. 2/4/14 reprog $121,426.70 from idis#4737(HomeGardens Rd Improv-2nd Dist), funding increased to $654,323.33. 2/5/14 reprog $200,000 to idis#5522, funding reduced to $454,323.33. 3/10/14 reprog $33,459.99 to idis#5206, funding reduced to $420,863.34. 3/17/14 reprog $200,000 to idis#5539, funding reduced to $220,863.34. 4/18/14 reprog $30,000 to idis#5206, funding reduced to $190,863.34. 5/15/14 reprog unencumbered from receipted PI $373,598.82, funding increased to $564,462.16. 7/22/14 reprog $16.72 from idis#5435, funding increased to $564,478.88. Year end Clean-up remaining funds will be reprogrammed to 2014-15 project 9.126-14, this pass-thru project will be canceled.	
2014	8/6/14 reprog $100,000 to idis#5442, funding reduced to $464,478.88. 10/21/14 reprog $464,478.88 to idis#5565 (2015 Project) funding reduced to $0. Canceled pass-thru project.	

PGM Year:	2013
Project:	0007 - Riverside County Economic Development Agency
IDIS Activity:	5444 - 9.109-13 - Countywide Public Facility Fund

Status:	Canceled 10/21/2014 12:00:00 AM	Objective:	Create suitable living environments		
Location:	3403 10th St Countywide Riverside, CA 92501-3670	Outcome:	Sustainability		
		Matrix Code:	Public Facilities and Improvement (General) (03)	National Objective:	LMC

Initial Funding Date: 09/20/2013

Description:

The County will use CDBG funds for eligible community facility projects in low-income area throughout the County. As specific eligible projects are identified, the County will proceed with substantial amendments to the 2013-2014 One Year Action Plan pursuant to the Citizen Participation Plan.

Financing

No data returned for this view. This might be because the applied filter excludes all data.

Proposed Accomplishments

Public Facilities : 1

Actual Accomplishments

Number assisted:	Owner		Renter		Total		Person	
	Total	Hispanic	Total	Hispanic	Total	Hispanic	Total	Hispanic
White:	0	0	0	0	0	0		0
Black/African American:	0	0	0	0	0	0	0	0
Asian:	0	0	0	0	0	0	0	0
American Indian/Alaskan Native:	0	0	0	0	0	0	0	0
Native Hawaiian/Other Pacific Islander:	0	0	0	0	0	0	0	0
American Indian/Alaskan Native & White:	0	0	0	0	0	0	0	0
Asian White:	0	0	0	0	0	0	0	0
Black/African American & White:	0	0	0	0	0	0	0	0
American Indian/Alaskan Native & Black/African American:	0	0	0	0	0	0	0	0
Other multi-racial:	0	0	0	0	0	0	0	0
Asian/Pacific Islander:	0	0	0	0	0	0	0	0
Hispanic:	0	0	0	0	0	0	0	0
Total:	**0**	**0**	**0**	**0**	**0**	**0**	**0**	**0**
Female-headed Households:	0		0		0			

Income Category:

	Owner	Renter	Total	Person
Extremely Low	0	0	0	0
Low Mod	0	0	0	0
Moderate	0	0	0	0
Non Low Moderate	0	0	0	0
Total	0	0	0	0

Percent Low/Mod

Annual Accomplishments

Years	Accomplishment Narrative	# Benefitting
2013	13/14 funding $997,300. 10/2/13 reprog $369,485.20 from idis#5277, funding increased to $1,366,785.20. 10/3/13 reprog $120,000 to idis#5524, funding reduced to $1,210,745.20. 10/21/13 reprog $300,000 to idis#5527, funding reduced to $910,745.20. 11/1/13 reprog $56,592.55 to idis#5529, funding reduced to $854,152.65. 11/7/13 reprog $5,071.94 from unencumbered, funding increased to $859,224.59. 11/13/13 reprog $74,745.14 to idis#5495, funding deceased to $784,479.45. 11/19/13 reprog $45,000 to idis#5461, funding reduced to $739,479.45. 11/19/13 reprog $75,000 to idis#5434, funding reduced to $664,479.45. 11/20/13 reprog $10,981.29 from unencumbered, funding increased to $675,460.74. 11/20/13 reprog $20,000 to idis#5530, funding reduced to $655,460.74. 12/12/13 reprog PI receipted from unencumbered, increase of $1,226.23, funding increased to $656,686.97. 1/9/14 reprog $4,996 to idis#5530, funding reduced to $651,690.97.1/14/14 reprog PI receipted from unencumbered, increase of $17,003.50, funding increased to $668,694.47. 1/16/14 reprog $100,000 to idis#5222, funding decreased to $568,694.47. 1/18/14 reprog $10,000 from idis#5461, funding increased to $578,694.47. 2/20/14 reprog $10,000 to idis#5436, funding reduced to $568,694.47. 2/24/14 reprog $25,000 to idis#5439, funding reduced to $543,694.47. 2/24/14 reprog $15,000 to idis#5437, funding reduced to $528,694.47. 2/26/14 reprog $4,236.35 to idis#5457, funding reduced to $524,458.12. 3/4/14 reporg $2,730.28 to idis#5530, funding reduced to $521,727.84. 4/1/14 reprog $4,556.82 PI receipted in IDIS from unencumbered, funding increased to $526,284.66. 5/15/14 reprog $564.94 from idis#5530, funding increased to $526,849.60. 5/24/14 reprog $.56 from idis#5467, year end clean-up, funding increased to $526,850.16. 6/4/14 reprog $18,945.04 receipted PI from unencumbered, funding increased to $545,795.20. 6/10/14 reprog $8,000 to idis#5546, funding reduced to $537,795.20. 6/19/14 reprog $100,000 to idis#5550, funding reduced to $437,795.20. 6/24/14 reprog $8,657.13(available PS CAP)to idis#5435,funding reduced to $429,138.07. 6/24/14 reprog $5,830.60 from idis#5290 (hold to reprog to 9.116-14)funding increased to $434,968.67. 6/26/14 reprog $297.43 from idis#5432, funding increased to $435,266.10. 6/26/14 reprog $24.27 from idis#5094, funding increased to $435,290.37. 7/16/14 reprog $.07 from idis#5488, funding increased to $435,290.44. 7/17/14 reprog $935.68 from idis#5433, funding increased to $436,226.12. 7/21/14 reprog $4.34 from idis#5459, funding increased to $436,230.46. 7/29/14 Increase funding from unencumbered PI receipted $1,386.22, funding increased to $437,616.68. Year end clean-up remaining funds will be reprogrammed to 2014-15 project 9.127-14, this pass-thru project will be canceled.	
2014	9/24/14 reprog $8,805 to idis#5206, funding decreased to $428,811.68. 10/21/14 reporg $428,811.68 to idis#5566, funding reduced to $0. Canceled pass-thru project.	

PGM Year: 2013

Project: 0037 - Riverside County Economic Development Agency

IDIS Activity: 5464 - 2.57-13 - Eddie Dee Smith Senior Center Improvement Project

Status: Open

Location: 5888 Mission Blvd Riverside, CA 92509-4256

Objective: Create suitable living environments

Outcome: Sustainability

Matrix Code: Senior Centers (03A)

National Objective: LMC

Initial Funding Date: 09/25/2013

Description:

CDBG funds will be used by the County for the design and construction of facility upgrades to the Eddie Dee Smith Senior Center. Improvements will include roofing, air conditioning system, energy efficiency, and other necessary improvements to the center.

Financing

	Fund Type	Grant Year	Grant	Funded Amount	Drawn In Program Year	Drawn Thru Program Year
CDBG	EN	Pre-2015		$280,632.96	$0.00	$0.00
		2011	B11UC060506		$0.00	$6,019.06
		2012	B12UC060506		$182.04	$98,843.90
Total	**Total**			**$280,632.96**	**$182.04**	**$104,862.96**

Proposed Accomplishments

Public Facilities : 1

Actual Accomplishments

Number assisted:	Owner		Renter		Total		Person	
	Total	Hispanic	Total	Hispanic	Total	Hispanic	Total	Hispanic
White:	0	0	0	0	0	0		0
Black/African American:	0	0	0	0	0	0	0	0
Asian:	0	0	0	0	0	0	0	0
American Indian/Alaskan Native:	0	0	0	0	0	0	0	0
Native Hawaiian/Other Pacific Islander:	0	0	0	0	0	0	0	0
American Indian/Alaskan Native & White:	0	0	0	0	0	0	0	0
Asian White:	0	0	0	0	0	0	0	0
Black/African American & White:	0	0	0	0	0	0	0	0
American Indian/Alaskan Native & Black/African American:	0	0	0	0	0	0	0	0
Other multi-racial:	0	0	0	0	0	0	0	0
Asian/Pacific Islander:	0	0	0	0	0	0	0	0
Hispanic:	0	0	0	0	0	0	0	0
Total:	**0**	**0**	**0**	**0**	**0**	**0**	**0**	**0**
Female-headed Households:	0		0		0			

Income Category:

	Owner	Renter	Total	Person

Extremely Low	0	0	0	0
Low Mod	0	0	0	0
Moderate	0	0	0	0
Non Low Moderate	0	0	0	0
Total	0	0	0	0
Percent Low/Mod				

Annual Accomplishments

Years	Accomplishment Narrative	# Benefitting
2013	10/7/13 reprog $111,308 from idis#5316, funding increased to $290,051. 3/20/14 reprog $9,418.04 to idis#4737, funding reduced to $280,632.96. Project underway, the Center used CDBG funds for the design and construction of facility upgrades to the center. The improvements included a new roof. Pending completion of second phase and final draw for construction costs.	
2014	For the first phase the Center used CDBG funds for the design and construction of facility upgrades to the center. The improvements included a new roof. The second phase is currently under way and will include a new parking lot. The County's Transportation Department will be handling the construction of the project.	

PGM Year: 2013

Project: 0044 - Valley Resource Center for the Retarded, Inc. dba EXCEED

IDIS Activity: 5471 - 3.98-13 - Solar Energy Project - EXCEED Vocational Training Centers - Phase I

Status: Completed 2/9/2015 12:00:00 AM

Location: 1285 N Santa Fe St 2050 Trumble Rd, Perris, CA 92570
Hemet, CA 92543-1823

Objective: Create suitable living environments

Outcome: Availability/accessibility

Matrix Code: Handicapped Centers (03B)

National Objective: LMC

Initial Funding Date: 09/25/2013

Description:

EXCEED will use CDBG funds to purchase and install solar panels on both their Perris and Hemet vocational training center locations to increase energy efficiency and reduce operating expenses.

Financing

	Fund Type	Grant Year	Grant	Funded Amount	Drawn In Program Year	Drawn Thru Program Year
CDBG	EN	Pre-2015		$50,000.00	$0.00	$0.00
		2013	B13UC060506		$50,000.00	$50,000.00
Total	**Total**			**$50,000.00**	**$50,000.00**	**$50,000.00**

Proposed Accomplishments

Public Facilities : 1

Actual Accomplishments

Number assisted:	Owner		Renter		Total		Person	
	Total	Hispanic	Total	Hispanic	Total	Hispanic	Total	Hispanic
White:	0	0	0	0	0	0	2,160	633
Black/African American:	0	0	0	0	0	0	92	0
Asian:	0	0	0	0	0	0	48	0
American Indian/Alaskan Native:	0	0	0	0	0	0	24	0
Native Hawaiian/Other Pacific Islander:	0	0	0	0	0	0	0	0
American Indian/Alaskan Native & White:	0	0	0	0	0	0	0	0
Asian White:	0	0	0	0	0	0	0	0
Black/African American & White:	0	0	0	0	0	0	0	0
American Indian/Alaskan Native & Black/African American:	0	0	0	0	0	0	0	0
Other multi-racial:	0	0	0	0	0	0	0	0
Asian/Pacific Islander:	0	0	0	0	0	0	0	0
Hispanic:	0	0	0	0	0	0	0	0
Total:	**0**	**0**	**0**	**0**	**0**	**0**	**2,324**	**633**
Female-headed Households:	0		0		0			

Income Category:

	Owner	Renter	Total	Person
Extremely Low	0	0	0	2,324
Low Mod	0	0	0	0
Moderate	0	0	0	0
Non Low Moderate	0	0	0	0

Total	0	0	0	2,324
Percent Low/Mod				100.0%

Annual Accomplishments

Years	Accomplishment Narrative	# Benefitting
2013	Project Underway - Project is currently 0% complete. EXCEED has obtained three bids for the purchase and installation of solar panels on their Hemet facility. They have choosing a company and will be starting the installation next month (July 2014). These units will increase energy efficiency and reduce operating expenses. Once complete, the project will create a suitable living environment for disabled adults.	
2014	Project is 100% complete. EXCEED used CDBG to purchase and install solar panels on their Hemet facility. These units will increase energy efficiency and reduce operating expenses. The project created a suitable living environment for disabled adults.	

PGM Year: 2013

Project: 0045 - Riverside County Economic Development Agency

IDIS Activity: 5472 - 3.99-13 - Hemet Senior Center Parking Lot Expansion Site Acquisition and Improvement Project

Status: Open

Location: 749 N State St Hemet, CA 92543-1402

Objective: Create suitable living environments

Outcome: Sustainability

Matrix Code: Senior Centers (03A)

National Objective: LMC

Initial Funding Date: 09/25/2013

Description:

CDBG funds will be used for the acquisition, design and construction of improvements and upgrades to the facility's parking areas to eliminate parking congestion and improve access for clients visiting the center. Improvements will include grading, paving, drainage, and striping of the 20,000 square foot parking area.

Financing

	Fund Type	Grant Year	Grant	Funded Amount	Drawn In Program Year	Drawn Thru Program Year
CDBG	EN	Pre-2015		$995,880.00	$0.00	$0.00
		2011	B11UC060506		$0.00	$527.61
		2012	B12UC060506		$282,510.51	$294,988.01
		2013	B13UC060506		$69,126.40	$69,126.40
	PI	Pre-2015		$4,120.00	$0.00	$0.00
		2013	B13UC060506		$0.00	$50.00
		2014	B14UC060506		$4,070.00	$4,070.00
Total	**Total**			**$1,000,000.00**	**$355,706.91**	**$368,762.02**

Proposed Accomplishments

Public Facilities : 1

Actual Accomplishments

Number assisted:	Owner		Renter		Total		Person	
	Total	Hispanic	Total	Hispanic	Total	Hispanic	Total	Hispanic
White:	0	0	0	0	0	0		0
Black/African American:	0	0	0	0	0	0	0	0
Asian:	0	0	0	0	0	0	0	0
American Indian/Alaskan Native:	0	0	0	0	0	0	0	0
Native Hawaiian/Other Pacific Islander:	0	0	0	0	0	0	0	0
American Indian/Alaskan Native & White:	0	0	0	0	0	0	0	0
Asian White:	0	0	0	0	0	0	0	0
Black/African American & White:	0	0	0	0	0	0	0	0
American Indian/Alaskan Native & Black/African American:	0	0	0	0	0	0	0	0
Asian/Pacific Islander:	0	0	0	0	0	0	0	0
Hispanic:	0	0	0	0	0	0	0	0
Total:	**0**	**0**	**0**	**0**	**0**	**0**	**0**	**0**
Female-headed Households:	0		0		0			

Income Category:

	Owner	Renter	Total	Person
Extremely Low	0	0	0	0
Low Mod	0	0	0	0

Moderate	0	0	0	0
Non Low Moderate	0	0	0	0
Total	0	0	0	0
Percent Low/Mod				

Annual Accomplishments

Years	Accomplishment Narrative	# Benefitting
2013	11/13/13 project revised to include acquisition, reprogrammed $551,937 from idis#5443, funding increased to $700,000. 5/14/14 increase PI $50 decrease EN $50, funding remains the same. Project is 3% Complete. CDBG funds were used to pay for costs associated with the design of improvements and upgrades to the facility parking areas to eliminate parking congestion and improve access for clients visiting the center. Improvements will include grading, paving, drainage, striping, and construction of the 0.91 acre of parking area.	
2014	11.17.14 increase PI/decrease EN $4,070, funding remains the same $700,000. 3/18/15 reprog $300,000 from idis#5565, funding increased to $1,000,000.To date CDBG funds were used for the design and will continue to be used for the construction of improvements and upgrades to the Hemet Regional Service Centers parking areas in an effort to eliminate parking congestion and improve access for clients visiting the center. Improvements will include grading, paving, drainage, and striping of the .91 acre parking area. The project is currently 50% complete with construction Bid Document and Specifications scheduled for approval at BOS Meeting on 7/21/15.	

PGM Year: 2013

Project: 0058 - The Ranch Recovery Centers, Inc.

IDIS Activity: 5485 - 4.148-13 - Hacienda Valdez - Women's Treatment Facility - Solar Panel Project

Status: Completed 6/9/2015 12:00:00 AM

Location: 12890 Quinta Way Desert Hot Springs, CA 92240-4852

Objective: Create suitable living environments

Outcome: Sustainability

Matrix Code: Public Facilities and Improvement (General) (03)

National Objective: LMC

Initial Funding Date: 09/25/2013

Description:

The Ranch Recovery Center's Hacienda Valdez Women's Treatment Facility provides a 60-90 day substance abuse treatment, detoxification, and halfway house residential program for women. CDBG funds will be used to complete the second phase of the solar panel project.

Financing

	Fund Type	Grant Year	Grant	Funded Amount	Drawn In Program Year	Drawn Thru Program Year
CDBG	EN	Pre-2015		$1,213.12	$0.00	$0.00
		2012	B12UC060506		$1,213.12	$1,213.12
	PI	Pre-2015		$79,939.88	$0.00	$0.00
		2014	B14UC060506		$79,939.88	$79,939.88
Total	**Total**			**$81,153.00**	**$81,153.00**	**$81,153.00**

Proposed Accomplishments

People (General) : 300

Actual Accomplishments

Number assisted:	Owner		Renter		Total		Person	
	Total	Hispanic	Total	Hispanic	Total	Hispanic	Total	Hispanic
White:	0	0	0	0	0	0	220	78
Black/African American:	0	0	0	0	0	0	15	1
Asian:	0	0	0	0	0	0	3	0
American Indian/Alaskan Native:	0	0	0	0	0	0	12	1
Native Hawaiian/Other Pacific Islander:	0	0	0	0	0	0	0	0
American Indian/Alaskan Native & White:	0	0	0	0	0	0	11	6
Asian White:	0	0	0	0	0	0	0	0
Black/African American & White:	0	0	0	0	0	0	2	1
American Indian/Alaskan Native & Black/African American:	0	0	0	0	0	0	4	2
Other multi-racial:	0	0	0	0	0	0	6	0
Asian/Pacific Islander:	0	0	0	0	0	0	0	0
Hispanic:	0	0	0	0	0	0	0	0
Total:	**0**	**0**	**0**	**0**	**0**	**0**	**273**	**89**
Female-headed Households:	0		0		0			

Income Category:

	Owner	Renter	Total	Person
Extremely Low	0	0	0	80
Low Mod	0	0	0	193
Moderate	0	0	0	0
Non Low Moderate	0	0	0	0
Total	0	0	0	273
Percent Low/Mod				100.0%

Annual Accomplishments

Years	Accomplishment Narrative	# Benefitting
2013	Project in progress. Project currently at 0% completion. The Ranch Recovery Center (Sponsor) is proposing to utilize CDBG funds from the County of Riverside, and City of Palm Desert, to assist with Phase II of their Solar Panel Project at the Hacienda Valdez-Women's Treatment Facility in the community of Desert Hot Springs. The Ranch Recovery Center developed their bid document, and publicly advertised their Notice Inviting Bids in May 2014. As indicated in the Notice Inviting Bids, there was a Mandatory Job Walk scheduled on May 30, 2014 at 10AM. Due to the fact that there were no attendees at the job walk, the project will be re-bid sometime the week of June 3, 2014. If the mandatory job walk is attended, and bids are received, it is anticipated that once the contract is awarded construction will begin sometime in July or August 2014, with the project being completed no later than 40 calendar days after construction commences. There is no public benefit to date.	
2014	5/6/15 increase PI/decrease EN $79,939.88, funding remains unchanged at $81,153. Project complete. The Ranch Recovery Center (Sponsor) utilized CDBG funds from the County of Riverside, and City of Palm Desert, to assist with Phase II of their Solar Panel Project at the Hacienda Valdez-Women's Treatment Facility in the community of Desert Hot Springs. With the completion of these improvements The Ranch Recovery Center will have increased energy efficiency, which will lead to cost savings. These cost savings will allow The Ranch Recovery Center the opportunity to provide additional services through their programming. Project was completed two months earlier than originally anticipated and therefore, the number of unduplicated units of service were unable to be captured for the months of May and June. Direct Benefit information will continue to be collected and reported to the County for a period of five years.	

PGM Year: 2013

Project: 0059 - S.C.R.A.P Gallery

IDIS Activity: 5486 - 4.149-13 - S.C.R.A.P. Gallery Mural Project

Status: Completed 6/9/2015 12:00:00 AM

Location: 46350 Arabia St Indio, CA 92201-5824

Objective: Create suitable living environments

Outcome: Availability/accessibility

Matrix Code: Public Facilities and Improvement (General) (03)

National Objective: LMA

Initial Funding Date: 09/25/2013

Description:

SCRAP Gallery Mural Program will create a series of public Murals in the Mecca, Thermal, Thousand Palms, Oasis, and North Shore communities. Murals will be located at community centers, libraries, and recreational centers. The murals consist of environmental themes unique to each community, inspired by, and created by, local children using recycled and eco-friendly materials. CDBG funds will be used for staff salaries (direct cost), Consulting Artist, materials, supplies, and other related expenses.

Financing

	Fund Type	Grant Year	Grant	Funded Amount	Drawn In Program Year	Drawn Thru Program Year
CDBG	EN	Pre-2015		$10,000.00	$0.00	$0.00
		2012	B12UC060506		$3,053.15	$3,053.15
		2013	B13UC060506		$6,946.85	$6,946.85
Total	**Total**			**$10,000.00**	**$10,000.00**	**$10,000.00**

Proposed Accomplishments

Public Facilities : 1

Total Population in Service Area: 25,773

Census Tract Percent Low / Mod: 70.30

Annual Accomplishments

Years	Accomplishment Narrative	# Benefitting
2013	Project is 31% Complete. To-date costs are associated with the supplies and equipment, to help initiate the mural contest, in the unincorporated community of Mecca. The mural design will be judged and selected by the Community¿¿s Council, this Fall, and project will commence in September 2014.	
2014	CDBG funds were used to pay for the purchase of art supplies, support material, and equipment to design and craft a mural project in the community of Mecca. Over 100 local children (students and residents who attend local schools and community center) participated in the design of the mural. Once the design was selected, all children of the community were invited to participate in the mural project event. The mural is now displayed at the entrance of this community accessible to all residents of this area and surrounding communities.	

PGM Year: 2013

Project: 0065 - Riverside County Economic Development Agency

IDIS Activity: 5492 - 5.63-13 - 5th District Public Facility Fund

Status:	Canceled 10/28/2014 12:00:00 AM	Objective:	Create suitable living environments		
Location:	3403 10th St 5th District Riverside, CA 92501-3670	Outcome:	Sustainability		
		Matrix Code:	Public Facilities and Improvement (General) (03)	National Objective:	LMC

Initial Funding Date: 09/26/2013

Description:

CDBG funds will be used to construct eligible public facilities located in low-income areas or serving low moderate income persons in the 5th District. As specific and eligible projects are identified, the County will proceed with amendments to the 2013-2014 One Year Action Plan pursuant to the Citizens Participation Plan.

Financing

No data returned for this view. This might be because the applied filter excludes all data.

Proposed Accomplishments

Public Facilities : 1

Actual Accomplishments

Number assisted:	Owner		Renter		Total		Person	
	Total	Hispanic	Total	Hispanic	Total	Hispanic	Total	Hispanic
White:	0	0	0	0	0	0		0
Black/African American:	0	0	0	0	0	0	0	0
Asian:	0	0	0	0	0	0	0	0
American Indian/Alaskan Native:	0	0	0	0	0	0	0	0
Native Hawaiian/Other Pacific Islander:	0	0	0	0	0	0	0	0
American Indian/Alaskan Native & White:	0	0	0	0	0	0	0	0
Asian White:	0	0	0	0	0	0	0	0
Black/African American & White:	0	0	0	0	0	0	0	0
American Indian/Alaskan Native & Black/African American:	0	0	0	0	0	0	0	0
Other multi-racial:	0	0	0	0	0	0	0	0
Asian/Pacific Islander:	0	0	0	0	0	0	0	0
Hispanic:	0	0	0	0	0	0	0	0
Total:	**0**	**0**	**0**	**0**	**0**	**0**	**0**	**0**
Female-headed Households:	0		0		0			

Income Category:

	Owner	Renter	Total	Person
Extremely Low	0	0	0	0
Low Mod	0	0	0	0
Moderate	0	0	0	0
Non Low Moderate	0	0	0	0

Total	0	0	0	0
Percent Low/Mod				

Annual Accomplishments

Years	Accomplishment Narrative	# Benefitting
2013	10/4/13 reprog $25,000 to idis#5525, funding reduced to $162,310. 10/7/13 reprog $30,000 to idis#5455, funding reduced to $132,310. 10/21/13 reprog $5,000 from idis#5454 (canceled project), funding increased to $137,310. Year end clean-up pending reprogramming remaining funds to 2014-15 project 5.70-14, this pass-thru project will be canceled. 9/3/14 reprog $667.05 to idis#5525, funding reduced to $136,642.95. 10/28/14 reprog $136,642.95 to idis#5642, funding reduced to $0. Pass-thru project canceled. Project reported in 2013 CAPER.	

PGM Year: 2013

Project: 0066 - City of Banning

IDIS Activity: 5493 - 5.BN.28-13 - Lions Park Improvement Project

Status:	Open	Objective:	Create suitable living environments
Location:	955 N Hargrave St Banning, CA 92220-2627	Outcome:	Sustainability
		Matrix Code:	Parks, Recreational Facilities (03F)
		National Objective:	LMA

Initial Funding Date: 09/26/2013

Description:

The City of Banning will use CDBG funds leveraged with existing funds for the design and construction of improvements to Lions Park. Improvements will be made to the parking lot, two soccer fields, and landscaping.

Financing

	Fund Type	Grant Year	Grant	Funded Amount	Drawn In Program Year	Drawn Thru Program Year
CDBG	EN	Pre-2015		$262,651.03	$0.00	$0.00
Total	**Total**			**$262,651.03**	**$0.00**	**$0.00**

Proposed Accomplishments

Public Facilities : 1

Total Population in Service Area: 13,134

Census Tract Percent Low / Mod: 63.10

Annual Accomplishments

Years	Accomplishment Narrative	# Benefitting
2013	2013 funding $114,700. 10/21/13 reporg $9,340 from idis#5454, funding increased to $124,040. The City of Banning is currently working on the completion of the Repplier Park prior to beginning the Lion's Park. The Repplier park is scheduled to be completed mid July 2014 and work will begin of creating plans for the ADA pathway for the Lion's park. The City of Banning will complete plans for an ADA walkway and begin construction in the next 6 months. 7/1/14 per City request, balance of $124,040 was reprogrammed to idis#5346 to combine funds with Park project underway in order to complete the Repplier Park Project. The Lion's Park Project is currently on hold.	
2014	3/4/15 per City request project was re-opened and remaining funds from Repplier park to be reprogrammed along with playground equipment project funds. 3/4/15 reprog $295,788.83 ($140,739.87 from idis#5346 and $154,927 from idis#5645), funding increased to $295,666.87. 5/21/15 per City request reprog $33,015.84 to idis#5346 to cover additional costs for Repplier Park Bowl, funding decreased to $262,651.03. Project underway. The City of Banning will use CDBG funds leveraged with existing funds for the design and construction of improvements to Lions Park. Improvements will be made to the parking lot, two soccer fields, ADA ramp, and landscaping.	

PGM Year: 2013

Project: 0068 - City of Beaumont

IDIS Activity: 5495 - 5.BEA.22-13 - City of Beaumont Community Pool Renovation Project

Status: Open

Location: 985 Maple Ave City of Beaumont Beaumont, CA 92223-1903

Objective: Create suitable living environments

Outcome: Availability/accessibility

Matrix Code: Neighborhood Facilities (03E)

National Objective: LMA

Initial Funding Date: 09/26/2013

Description:

The City of Beaumont will use $300,000 of CDBG funds to pay for costs associated with the design and construction of various improvements and renovations to the City's community pool including the removal of 3069 square feet of concrete, and replacement of pipes, valves, sand filters, and ladders.

Financing

	Fund Type	Grant Year	Grant	Funded Amount	Drawn In Program Year	Drawn Thru Program Year
CDBG	EN	Pre-2015		$266,027.96	$0.00	$0.00
		2012	B12UC060506		$35,511.38	$76,872.69
		2013	B13UC060506		$26,485.00	$26,485.00
	PI	Pre-2015		$33,972.04	$0.00	$0.00
		2013	B13UC060506		$0.00	$33,972.04
Total	**Total**			**$300,000.00**	**$61,996.38**	**$137,329.73**

Proposed Accomplishments

Public Facilities : 1

Total Population in Service Area: 5,260

Census Tract Percent Low / Mod: 53.70

Annual Accomplishments

Years	Accomplishment Narrative	# Benefitting
2013	11/13/13 project revised from street/sidewalk improvement project to City pool renovation project. Reprog $141,640 from ($66,894.86 idis#5347 and $74,745.14 idis#5444), funding increased to $300,000. 5/14/14 increase PI $15,027 decrease EN $15,027, funding remains the same.6/4/14 increase PI $18,945.04 decrease EN $18,945.04, funding remains the same. The City of Beaumont renovated the community pool for the purpose of creating a accessibility of the pool for summer activities. Project underway. The pool pumps were deteriated and were replaced. A new pump line was installed. 3069 Square feet of concrete was removed to repair and replace pipes, values, and sand filters under the pool. The pool has been opened for the summer enjoyment and final work will be completed in September 2014.	
2014	The City of Beaumont renovated the community pool for the purpose of creating a accessibility of the pool for summer activities. The pool pumps were deteriorated and were replaced. A new pump line was installed. 3069 Square feet of concrete was removed to repair and replace pipes, valves, and sand filters under the pool. The pool has been opened for the summer enjoyment and final work was completed in June 2015. Pending final draw in FY 2015/16, remaining funds will be reprogrammed to a City sidewalk project.	

PGM Year: 2013

Project: 0069 - City of Blythe

IDIS Activity: 5496 - 4.BL.34-13 - Park Improvement Project

Status:	Open	Objective:	Create suitable living environments		
Location:	235 N Broadway City of Beaumont Parks Blythe, CA 92225-1609	Outcome:	Availability/accessibility		
		Matrix Code:	Parks, Recreational Facilities (03F)	National Objective:	LMA

Initial Funding Date: 09/26/2013

Description:

The City of Blythe will used CDBG funds to improve parks throughout the City that serve predominantly low income individuals. The City intends to construct a splash pad at one of the City owned parks, and purchase and install park equipment with remaining funds at various city owned parks.

Financing

	Fund Type	Grant Year	Grant	Funded Amount	Drawn In Program Year	Drawn Thru Program Year
CDBG	EN	Pre-2015		$96,425.42	$0.00	$0.00
		2012	B12UC060506		$269.62	$269.62
		2013	B13UC060506		$56,399.84	$56,399.84
	PI	Pre-2015		$30,282.68	$0.00	$0.00
		2014	B14UC060506		$30,282.68	$30,282.68
Total	**Total**			**$126,708.10**	**$86,952.14**	**$86,952.14**

Proposed Accomplishments

Public Facilities : 1

Total Population in Service Area: 10,731

Census Tract Percent Low / Mod: 53.30

Annual Accomplishments

Years	Accomplishment Narrative	# Benefitting
2013	Project Underway. The City of Blythe originally proposed to use CDBG funds to purchase and install park equipment such as picnic tables, park benches, drinking fountains, and playground equipment at various parks throughout the City. However, the City requested to change the project description to use CDBG funds to pay for the design and construction of a splash pad feature at one of the City's regional parks. Although it was originally anticipated that the project would be constructed by January 2014, delays in the development of the project's plans and specifications/bid document, and issues surrounding the first bid process have resulted in major project delays. The final project plans and specifications/bid document was completed March 2014, and authorization to proceed with bidding was issued to the City on March 4, 2014. Bids were due at 12pm on March 25th at the City of Blythe. Unfortunately, there were only two bids received. One was incomplete and one was submitted past the deadline. The City of Blythe made the decision to accept both bids and awarded a contract to the low bidder, Splash Zone. After discovering multiple issues with missing paperwork, and with the contractor's license originally listed in their bid, along with the contractor's delay in submitting CDBG paperwork, the City decided to terminate Splash Zone's contract, and rejected all bids. The City has consulted with their legal counsel and is currently in the process of rebidding the project. The City has a great desire to see that this project is completed prior the Labor Day holiday. Currently, there is no public benefit to report.	

2014	11/26/14 reprog $37,334 from idis#5566, funding increased to $120,234. 6/10/15 PI receipted, increase $30,282.68 PI funding, decrease EN by $30,282.68, funding remains the same. 7/16/15 Year-end cleanup reprog $6,474.10 from idis#5527, funding increased to $126,708.10. Project underway. CDBG funds were used to pay for costs associated with the two park projects, the Todd Park Splash Pad Project and the Quechan Park Improvement Project. CDBG funds were used to pay for costs associated with Federal public noticing requirements, and for a portion of the construction costs associated with the 1,600 square foot Splash Pad at Todd Park. Additionally, funds were used to pay for the Quechan Park Improvement Project, which consisted of the installation of one 1600 square foot shade structure on a concrete pad, and five charcoal barbecue grills. Remaining CDBG funds will be used to assist with the Todd Park irrigation system replacement and additional citywide park improvements.

PGM Year: 2013

Project: 0070 - City of Coachella

IDIS Activity: 5497 - 4.CO.03-13 - Citywide Code Enforcement Program

Status:	Completed 1/27/2015 12:00:00 AM	Objective:	Create suitable living environments		
Location:	1515 6th St City of Coachella Coachella, CA 92236-1713	Outcome:	Sustainability		
		Matrix Code:	Code Enforcement (15)	National Objective:	LMA

Initial Funding Date: 09/26/2013

Description:

The City's Code Enforcement program will identify code violations and work with owners to bring their properties into compliance. City Officers will augment and develop a comprehensive code enforcement program designed to eliminate blight. Proposed program provides the City with adequate staffing capacity to proactively respond to potential code enforcement violations as they are encountered. CDBG funds will be used to implement a comprehensive city-wide code enforcement program (which involves hiring an additional officer) to leveraging/augmenting existing officer capacity and for other code enforcement costs.

Financing

	Fund Type	Grant Year	Grant	Funded Amount	Drawn In Program Year	Drawn Thru Program Year
CDBG	EN	Pre-2015		$186,430.00	$0.00	$0.00
		2011	B11UC060506		$0.00	$46,224.51
		2012	B12UC060506		$34,507.40	$140,205.49
Total	**Total**			**$186,430.00**	**$34,507.40**	**$186,430.00**

Proposed Accomplishments

People (General) : 39,878

Total Population in Service Area: 39,878

Census Tract Percent Low / Mod: 58.90

Annual Accomplishments

Years	Accomplishment Narrative	# Benefitting
2013	Project is 81% Complete. CDBG funds were used to pay for costs associated with administering Code Enforcement services in the City of Coachella. CDBG funds were used to cover costs incurred for the inspection and enforcement of code violations, which include salaries and related expenses of code enforcement officer to deter code violations, in low-moderate income neighborhoods, in the City of Coachella. Code officers delivered their skills and knowledge of prevention, education, and enforcement in areas throughout the City. Officer reports demonstrate that as a result of this program, a code violation cases are opened and closed; inspections are performed, and violations are issued. The types of code violations identified and reported include, but are not limited to: Termites, Insects, Vermin or Rodents, Offensive Odors, Hazardous Substances and Waste, Visual Blight, Disruptive Activities, Public Burning, Discharge of Sewage, and Public Nuisances, including, Attractive, Fire, and Safety Hazards.	
2014	100% complete. CDBG funds were used to pay for costs associated with administering Code Enforcement services in the City of Coachella. CDBG funds were used to cover costs incurred for the inspection and enforcement of code violations, which include salaries and related expenses of code enforcement officer to deter code violations, in low-moderate income neighborhoods, in the City of Coachella. Code officers delivered their skills and knowledge of prevention, education, and enforcement in areas throughout the City. Officer reports demonstrate that as a result of this program, a code violation cases are opened and closed; inspections are performed, and violations are issued. The types of code violations identified and reported include, but are not limited to: Termites, Insects, Vermin or Rodents, Offensive Odors, Hazardous Substances and Waste, Visual Blight, Disruptive Activities, Public Burning, Discharge of Sewage, and Public Nuisances, including, Attractive, Fire, and Safety Hazards.	

PGM Year: 2013

Project: 0072 - City of Eastvale

IDIS Activity: 5499 - 2.EV.04-13 - Pedestrian Accessibility Improvements - Phase II

Status: Completed 6/22/2015 12:00:00 AM

Location: 12363 Limonite Ave Ste 910 Walter St, Hall Ave, Archibald Ave, Chandler St, Hellman Ave Eastvale, CA 91752-3686

Objective: Create suitable living environments

Outcome: Availability/accessibility

Matrix Code: Sidewalks (03L)

National Objective: LMC

Initial Funding Date: 09/30/2013

Description:

The City of Eastvale will used CDBG funds to enhance pedestrian safety by installing new and upgrading existing pedestrian sidewalk ramps to meet ADA requirements in the City's targeted area.

Financing

	Fund Type	Grant Year	Grant	Funded Amount	Drawn In Program Year	Drawn Thru Program Year
CDBG	EN	Pre-2015		$33,563.33	$0.00	$0.00
		2012	B12UC060506		$0.00	$33,563.33
Total	**Total**			**$33,563.33**	**$0.00**	**$33,563.33**

Proposed Accomplishments

People (General) : 100

Actual Accomplishments

Number assisted:	Owner		Renter		Total		Person	
	Total	Hispanic	Total	Hispanic	Total	Hispanic	Total	Hispanic
White:	0	0	0	0	0	0		0
Black/African American:	0	0	0	0	0	0	0	0
Asian:	0	0	0	0	0	0	0	0
American Indian/Alaskan Native:	0	0	0	0	0	0	0	0
Native Hawaiian/Other Pacific Islander:	0	0	0	0	0	0	0	0
American Indian/Alaskan Native & White:	0	0	0	0	0	0	0	0
Asian White:	0	0	0	0	0	0	0	0
Black/African American & White:	0	0	0	0	0	0	0	0
American Indian/Alaskan Native & Black/African American:	0	0	0	0	0	0	0	0
Other multi-racial:	0	0	0	0	0	0	1	0
Asian/Pacific Islander:	0	0	0	0	0	0	0	0
Hispanic:	0	0	0	0	0	0	0	0
Total:	**0**	**0**	**0**	**0**	**0**	**0**	**1**	**0**
Female-headed Households:	0		0		0			

Income Category:

	Owner	Renter	Total	Person
Extremely Low	0	0	0	0
Low Mod	0	0	0	1
Moderate	0	0	0	0
Non Low Moderate	0	0	0	0

Total	0	0	0	1
Percent Low/Mod				100.0%

Annual Accomplishments

Years	Accomplishment Narrative	# Benefitting
2013	The project is currently underway in the design phase. The City anticipates completing the design phase and going out to bid by the end of 2014. 6/30/14 year end clean-up reprog $41 from idis#5498, funding increased to $155,591.	
2014	The City of Eastvale plans on reprogramming remaining project funds to their new 2015/2016 project in order to complete a more extensive Pedestrian Accessibility project. The funds used for this project where for design costs. Accomplishment was reported as one in order to complete project in IDIS and report final accomplishment data in 2015-2016 when entire project has been completed. 6/22/15 reprog $122,027.67 to idis#5601 per City's request, funding reduced to $33,563.33.	

PGM Year: 2013

Project: 0073 - National Community Renaissance -City of Indian Wells

IDIS Activity: 5500 - 4.IW.08-13 - Upgraded Lighting for Affordable Senior Housing Property-Phase I

Status: Completed 6/30/2015 12:00:00 AM

Location: 78000 Betty Barker Way Mountain View Villas Indian Wells, CA 92210-7516

Objective: Create suitable living environments

Outcome: Availability/accessibility

Matrix Code: Senior Centers (03A)

National Objective: LMC

Initial Funding Date: 09/30/2013

Description:

The National Community Renaissance will use CDBG funds to upgrade lighting, for enhanced safety and energy-efficiency, at one of the City-owned, low-income senior apartment communities, in the City of Indian Wells.

Financing

	Fund Type	Grant Year	Grant	Funded Amount	Drawn In Program Year	Drawn Thru Program Year
CDBG	EN	Pre-2015		$40,558.54	$0.00	$0.00
		2012	B12UC060506		$23,332.46	$23,332.46
		2013	B13UC060506		$17,226.08	$17,226.08
Total	**Total**			**$40,558.54**	**$40,558.54**	**$40,558.54**

Proposed Accomplishments

Public Facilities : 1

Actual Accomplishments

Number assisted:	Owner		Renter		Total		Person	
	Total	Hispanic	Total	Hispanic	Total	Hispanic	Total	Hispanic
White:	0	0	0	0	0	0		0
Black/African American:	0	0	0	0	0	0	0	0
Asian:	0	0	0	0	0	0	0	0
American Indian/Alaskan Native:	0	0	0	0	0	0	0	0
Native Hawaiian/Other Pacific Islander:	0	0	0	0	0	0	0	0
American Indian/Alaskan Native & White:	0	0	0	0	0	0	0	0
Asian White:	0	0	0	0	0	0	0	0
Black/African American & White:	0	0	0	0	0	0	0	0
American Indian/Alaskan Native & Black/African American:	0	0	0	0	0	0	0	0
Other multi-racial:	0	0	0	0	0	0	1	0
Asian/Pacific Islander:	0	0	0	0	0	0	0	0
Hispanic:	0	0	0	0	0	0	0	0
Total:	**0**	**0**	**0**	**0**	**0**	**0**	**1**	**0**
Female-headed Households:	0		0		0			

Income Category:

	Owner	Renter	Total	Person

Extremely Low	0	0	0	0
Low Mod	0	0	0	1
Moderate	0	0	0	0
Non Low Moderate	0	0	0	0
Total	0	0	0	1
Percent Low/Mod				100.0%

Annual Accomplishments

Years	Accomplishment Narrative	# Benefitting
2013	5/16/14 reprog $36,624.59 from idis#5276, funding increased to $64,824.59. Project currently 0% complete. Over the past several years, the City of Indians Wells, and their Subrecipient (National Community Renaissance), has undergone many staffing changes. The City's CDBG Program has changed hands three times amongst City staff, and five times with their Subrecipient's project management staff. Unfortunately, one of the major delays with the City's projects was a result of the death of the Subrecipient's project manager in early 2012, who had the most knowledge of the status of the City's CDBG funded current, and future, projects. Recently, the City has ended their contract with the Subrecipient (National Community Renaissance), which was responsible for managing the City's two affordable senior housing properties. Currently, the City has an interim company managing their properties, but has had to re-evaluate how they will proceed with the 2013-2014 CDBG funded activity. Within the last two months the City has decided to proceed with the 2013-2014 CDBG funded project, which was originally proposed by their Subrecipient. However, instead of bidding and hiring a contractor to do the work, as their Subrecipient had originally intended to do, the City will purchase lighting materials and complete the improvements using their current public works staff. Based upon information provided at the last meeting the County had with the City on July 1st, the City intends to provide an updated and more detailed project description for the proposed lighting improvements, which will allow CDBG staff to perform the required NEPA review. Once the NEPA review is complete, the city will work to procure project supplies and materials in accordance with City and CDBG rules and regulations, and will authorize their public works staff to proceed with the improvements. The estimated completion date of this CDBG funded project is March 31, 2015, with the first draw for costs associated with project supplies and materials occurring around September 2014. To date, there is no public benefit to report.	
2014	7/1/15 year-end cleanup reprog balance $24,266.05 to idis#5634, funding reduced to $40,558.54. CDBG Project Complete. CDBG funds were used to purchase materials and supplies to upgrade the exterior lighting at the City owned Mountain View Senior Housing Property. CDBG funds were also used to pay for costs associated with staff salaries, for staff that worked to install light fixtures. Project will be completed with assistance from funds allocated to CDBG Project 4.IW.09-14. No direct benefit to report until project is fully completed under 4.IW.09-14. 1 accomplishments reported in order to complete this phase in system.	

PGM Year: 2013

Project: 0075 - City of La Quinta

IDIS Activity: 5502 - 4.LQ.17-13 - Calle Sinaloa Sidewalk Improvements

Status:	Canceled 10/27/2014 12:00:00 AM	Objective:	Create suitable living environments		
Location:	78495 Calle Tampico Calle Sinaloa between Eisenhower Dr and Desert Club Dr La Quinta, CA 92253-2839	Outcome:	Availability/accessibility		
		Matrix Code:	Sidewalks (03L)	National Objective:	LMC

Initial Funding Date: 09/30/2013

Description:

CDBG funds will be used to construct sidewalks, ADA compliant curb ramps, and driveways on Calle Sinaloa between Eisenhower Drive and Desert Club Drive, to improve accessibility for disabled individuals and elderly.

Financing

No data returned for this view. This might be because the applied filter excludes all data.

Proposed Accomplishments

People (General) : 3,614

Actual Accomplishments

Number assisted:	Owner		Renter		Total		Person	
	Total	Hispanic	Total	Hispanic	Total	Hispanic	Total	Hispanic
White:	0	0	0	0	0	0		0
Black/African American:	0	0	0	0	0	0	0	0
Asian:	0	0	0	0	0	0	0	0
American Indian/Alaskan Native:	0	0	0	0	0	0	0	0
Native Hawaiian/Other Pacific Islander:	0	0	0	0	0	0	0	0
American Indian/Alaskan Native & White:	0	0	0	0	0	0	0	0
Asian White:	0	0	0	0	0	0	0	0
Black/African American & White:	0	0	0	0	0	0	0	0
American Indian/Alaskan Native & Black/African American:	0	0	0	0	0	0	0	0
Other multi-racial:	0	0	0	0	0	0	0	0
Asian/Pacific Islander:	0	0	0	0	0	0	0	0
Hispanic:	0	0	0	0	0	0	0	0
Total:	**0**	**0**	**0**	**0**	**0**	**0**	**0**	**0**
Female-headed Households:	0		0		0			

Income Category:

	Owner	Renter	Total	Person
Extremely Low	0	0	0	0

Low Mod	0	0	0	0
Moderate	0	0	0	0
Non Low Moderate	0	0	0	0
Total	0	0	0	0
Percent Low/Mod				

Annual Accomplishments

Years	Accomplishment Narrative	# Benefitting
2013	Project cancelled due to the fact that prior year CDBG funds (2011-2012 and 2012-2013) were used to complete the Calle Sinaloa Sidewalk Improvement Project. Year end clean-up Funds pending to be reprogrammed to the 2014-2015 CDBG funded project, 4.LQ.19-14, to assist with ADA improvements at public facilities throughout the City of La Quinta.	
2014	Project canceled. 10/27/14 reprog $123,860 to idis#5635, funding reduced to $0.	

PGM Year: 2013

Project: 0078 - City of Lake Elsinore

IDIS Activity: 5505 - 1.LE.31-13 - ADA Sidewalk Project

Status: Open

Location: 420 E Lakeshore Dr Lake Elsinore, CA 92530-4228

Objective: Create suitable living environments

Outcome: Availability/accessibility

Matrix Code: Sidewalks (03L)

National Objective: LMC

Initial Funding Date: 09/30/2013

Description:

The City of Lake Elsinore will construct an ADA compliant pathway around the senior center between Lakeshore Drive and the driveway leading to the entrance of the center for safe passage for seniors. CDBG funds will be used for design and engineering, handrails, grading, construction of sidewalk, curbs, gutters, lighting, irrigation, landscaping, and project management cost.

Financing

	Fund Type	Grant Year	Grant	Funded Amount	Drawn In Program Year	Drawn Thru Program Year
CDBG	EN	Pre-2015		$133,228.06	$0.00	$0.00
		2012	B12UC060506		$5,751.45	$5,751.45
		2013	B13UC060506		$23,839.16	$23,839.16
Total	**Total**			**$133,228.06**	**$29,590.61**	**$29,590.61**

Proposed Accomplishments

People (General) : 4,186

Actual Accomplishments

Number assisted:	Owner		Renter		Total		Person	
	Total	Hispanic	Total	Hispanic	Total	Hispanic	Total	Hispanic
White:	0	0	0	0	0	0		0
Black/African American:	0	0	0	0	0	0	0	0
Asian:	0	0	0	0	0	0	0	0
American Indian/Alaskan Native:	0	0	0	0	0	0	0	0
Native Hawaiian/Other Pacific Islander:	0	0	0	0	0	0	0	0
American Indian/Alaskan Native & White:	0	0	0	0	0	0	0	0
Asian White:	0	0	0	0	0	0	0	0
Black/African American & White:	0	0	0	0	0	0	0	0
American Indian/Alaskan Native & Black/African American:	0	0	0	0	0	0	0	0
Other multi-racial:	0	0	0	0	0	0	0	0
Asian/Pacific Islander:	0	0	0	0	0	0	0	0
Hispanic:	0	0	0	0	0	0	0	0
Total:	**0**	**0**	**0**	**0**	**0**	**0**	**0**	**0**
Female-headed Households:	0		0		0			

Income Category:

	Owner	Renter	Total	Person
Extremely Low	0	0	0	0
Low Mod	0	0	0	0
Moderate	0	0	0	0

Non Low Moderate	0	0	0	0
Total	0	0	0	0
Percent Low/Mod				

Annual Accomplishments

Years	Accomplishment Narrative	# Benefitting
2013	6/10/14 reprog $599.66 from idis#5507, funding increased to $127,101.66. 6/10/14 reprog $500 from idis#5506, funding increased to $127,601.66. 6/10/14 reprog $4,750 from idis#5504, funding increased to $132,351.66. 6/13/14 reprog $876.40 from idis#5503, funding increased to $133,228.06. Underway. The City of Lake Elsinore plans to conduct an ADA Sidewalk project along the path of the Senior Center located on Lakeshore Drive. Construction will include handrails, construction of sidewalks, curbs, and gutters, lighting, landscape, and irrigation. No leverage funding is available. Project scheduled to begin design and engineering late 2014.	
2014	The City of Lake Elsinore completed plans and designs for the construction of sidewalks and curbs. Construction has been completed to create a pathway from the bus stop to the senior center for the purpose of creating a suitable living environment. The path conducted was an ADA sidewalk along the path of the Senior Center located on Lakeshore Drive. Construction included handrails, construction of sidewalks, curbs, and gutters, lighting, landscape, and irrigation. Leverage funding was used from City General funds. Project is complete and will be closed once final draws and submission of certified payrolls have been received.	

PGM Year: 2013

Project: 0081 - City of Lake Elsinore

IDIS Activity: 5508 - 1.LE.34-13 - CDBG Administrative Costs - EDA

Status: Open

Location: ,

Objective:

Outcome:

Matrix Code: General Program Administration (21A)

National Objective:

Initial Funding Date: 09/30/2013

Description:

The City of Lake Elsinore will allocate funds to the County to provide program management, coordination, monitoring, and evaluation of the City's CDBG Program.

Financing

	Fund Type	Grant Year	Grant	Funded Amount	Drawn In Program Year	Drawn Thru Program Year
CDBG	EN	Pre-2015		$45,908.00	$0.00	$0.00
		2012	B12UC060506		$1.40	$1.40
		2013	B13UC060506		$26,603.42	$26,603.42
Total	**Total**			**$45,908.00**	**$26,604.82**	**$26,604.82**

Proposed Accomplishments

Actual Accomplishments

Number assisted:	Owner		Renter		Total		Person	
	Total	Hispanic	Total	Hispanic	Total	Hispanic	Total	Hispanic
White:					0	0		
Black/African American:					0	0		
Asian:					0	0		
American Indian/Alaskan Native:					0	0		
Native Hawaiian/Other Pacific Islander:					0	0		
American Indian/Alaskan Native & White:					0	0		
Asian White:					0	0		
Black/African American & White:					0	0		
American Indian/Alaskan Native & Black/African American:					0	0		
Other multi-racial:					0	0		
Asian/Pacific Islander:					0	0		
Hispanic:					0	0		
Total:	**0**	**0**	**0**	**0**	**0**	**0**	**0**	**0**

Female-headed Households: 0

Income Category:

	Owner	Renter	Total	Person
Extremely Low			0	
Low Mod			0	
Moderate			0	

Non Low Moderate			0	
Total	0	0	0	0
Percent Low/Mod				

Annual Accomplishments

No data returned for this view. This might be because the applied filter excludes all data.

PGM Year: 2013

Project: 0085 - City of Murrieta

IDIS Activity: 5512 - 3.MR.32-13 - Senior Center Recreation Facility Improvement Project

Status: Open

Location: 41717 Juniper St Murrieta, CA 92562-6265

Objective: Create suitable living environments

Outcome: Availability/accessibility

Matrix Code: Senior Centers (03A)

National Objective: LMC

Initial Funding Date: 09/30/2013

Description:

The City will use CDBG funds for the design and construction of an outdoor recreation facility at their senior center location. The improvements will include two bocce ball courts, two shuffleboard courts, and two horseshoe pits. They will also include bench and spectator seating, storage, and a picnic area.

Financing

	Fund Type	Grant Year	Grant	Funded Amount	Drawn In Program Year	Drawn Thru Program Year
CDBG	EN	Pre-2015		$301,220.00	$0.00	$0.00
Total	**Total**			**$301,220.00**	**$0.00**	**$0.00**

Proposed Accomplishments

Public Facilities : 1

Actual Accomplishments

Number assisted:	Owner		Renter		Total		Person	
	Total	Hispanic	Total	Hispanic	Total	Hispanic	Total	Hispanic
White:	0	0	0	0	0	0		0
Black/African American:	0	0	0	0	0	0	0	0
Asian:	0	0	0	0	0	0	0	0
American Indian/Alaskan Native:	0	0	0	0	0	0	0	0
Native Hawaiian/Other Pacific Islander:	0	0	0	0	0	0	0	0
American Indian/Alaskan Native & White:	0	0	0	0	0	0	0	0
Asian White:	0	0	0	0	0	0	0	0
Black/African American & White:	0	0	0	0	0	0	0	0
American Indian/Alaskan Native & Black/African American:	0	0	0	0	0	0	0	0
Other multi-racial:	0	0	0	0	0	0	0	0
Asian/Pacific Islander:	0	0	0	0	0	0	0	0
Hispanic:	0	0	0	0	0	0	0	0
Total:	**0**	**0**	**0**	**0**	**0**	**0**	**0**	**0**
Female-headed Households:	0		0		0			

Income Category:

	Owner	Renter	Total	Person
Extremely Low	0	0	0	0
Low Mod	0	0	0	0

Moderate	0	0	0	0
Non Low Moderate	0	0	0	0
Total	0	0	0	0
Percent Low/Mod				

Annual Accomplishments

Years	Accomplishment Narrative	# Benefitting
2013	Project underway. The project is currently in the design phase. The project will be underway once funding is secure to complete the project. The City anticipating having funding in place to go out to bid by 2015.	
2014	4/13/15 extend remediation plan to: City is presently reviewing conceptual drawings from the architect which will then go to the Parks and Recreation Commission. That presentation is scheduled for July 2. Once approved, the City will move forward with bid documents. This project will be completed by the end of Fiscal Year 15/16.	

PGM Year: 2013

Project: 0088 - City of Norco

IDIS Activity: 5515 - 2.NR.30-13 - Park ADA Restroom Project Phase II

Status:	Canceled 10/21/2014 12:00:00 AM	Objective:	Create suitable living environments		
Location:	3737 Crestview Dr Norco, CA 92860-1772	Outcome:	Availability/accessibility		
		Matrix Code:	Public Facilities and Improvement (General) (03)	National Objective:	LMC

Initial Funding Date: 09/30/2013

Description:

CDBG funds will be used to purchase and install an additional pre-fabricated, fully-equipped, ADA-accessible restroom at the Corydon Staging Area Park and Ingalls Park in the City of Norco to improve access for disabled individuals.

Financing

No data returned for this view. This might be because the applied filter excludes all data.

Proposed Accomplishments

People (General) : 3,132

Actual Accomplishments

Number assisted:	Owner		Renter		Total		Person	
	Total	Hispanic	Total	Hispanic	Total	Hispanic	Total	Hispanic
White:	0	0	0	0	0	0		0
Black/African American:	0	0	0	0	0	0	0	0
Asian:	0	0	0	0	0	0	0	0
American Indian/Alaskan Native:	0	0	0	0	0	0	0	0
Native Hawaiian/Other Pacific Islander:	0	0	0	0	0	0	0	0
American Indian/Alaskan Native & White:	0	0	0	0	0	0	0	0
Asian White:	0	0	0	0	0	0	0	0
Black/African American & White:	0	0	0	0	0	0	0	0
American Indian/Alaskan Native & Black/African American:	0	0	0	0	0	0	0	0
Other multi-racial:	0	0	0	0	0	0	0	0
Asian/Pacific Islander:	0	0	0	0	0	0	0	0
Hispanic:	0	0	0	0	0	0	0	0
Total:	**0**	**0**	**0**	**0**	**0**	**0**	**0**	**0**
Female-headed Households:	0		0		0			

Income Category:

	Owner	Renter	Total	Person
Extremely Low	0	0	0	0
Low Mod	0	0	0	0
Moderate	0	0	0	0
Non Low Moderate	0	0	0	0
Total	0	0	0	0

Percent Low/Mod

Annual Accomplishments

Years	Accomplishment Narrative	# Benefitting
2013	3/4/14 reprog $16,211.81 (per City request) from idis#5366, funding increased to $97,221.81. Project underway. The City plans to use CDBG funds to purchase an additional pre-fabricated, fully equipped, ADA-accessible restroom for their Ingalls Park facility. The City is currently obtaining bids for the equipment but has yet to purchase or install the restroom facility. The City anticipates having the restroom purchased and installed before the end of 2014.	
2014	10/21/14 reprog $97,221.81 to 2014-15 project to combine funds for City ADA restroom projects, idis#5605, funding decreased to $0. Project canceled.	

PGM Year: 2013

Project: 0091 - County of Riverside Transportation Department

IDIS Activity: 5522 - 1.66-13 - Lakeland Village Road Improvements

Status:	Completed 2/18/2015 12:00:00 AM	Objective:	Create suitable living environments		
Location:	4080 Lemon St Riverside, CA 92501-3609	Outcome:	Sustainability		
		Matrix Code:	Street Improvements (03K)	National Objective:	LMA

Initial Funding Date: 10/04/2013

Description:

The County of Riverside's Transportation Department will use $305,000 of CDBG funds to pay for approximately 2225 linear feet of road improvements in the unincorporated community of Lakeland Village. Targeted streets include Shadow Mountain Lane, Washington St., Rose Street, Jamieson Street, and Fairview Street. Improvements include .33ft of asphalt mix over 0.5ft gravel base.

Financing

	Fund Type	Grant Year	Grant	Funded Amount	Drawn In Program Year	Drawn Thru Program Year
CDBG	EN	Pre-2015		$564,840.86	$0.00	$0.00
		2011	B11UC060506		$0.00	$188,603.70
		2012	B12UC060506		$0.00	$213,546.89
		2013	B13UC060506		$162,690.27	$162,690.27
Total	**Total**			**$564,840.86**	**$162,690.27**	**$564,840.86**

Proposed Accomplishments

People (General) : 10,020

Total Population in Service Area: 10,020

Census Tract Percent Low / Mod: 58.10

Annual Accomplishments

Years	Accomplishment Narrative	# Benefitting
2013	10/4/13 reporg $305,000 from idis#5443, funding increased to $305,000. 1/16/14 reprog $100,000 from idis#5444, funding increased to $405,000. 2/5/14 reprog $200,000 from idis#5443,funding increased to $605,000. Project 66% Complete. Riverside County Transportation Department has completed approximately 3,770 linear feet of road improvements in Lakeland Village. The transportation department will begin to pave the remaining 810 linear feet, which consists of Oregon Street, with a completion target date of October 2014.	
2014	2/4/15 reprog $40,159.14 to idis#5585, funding decreased to $564,840.86. Riverside County's Transportation Department used CDBG funds to pay for approximately 5,080 linear feet of road improvement in the low-mod income unincorporated community of Lakeland Village. The streets that were improved, with asphalt mix over 0.5ft gravel base, include Shadow Mountain Lane, Washington St., Rose St., Jamieson St., Fairview St., Esther St., Curtis Ave., Kniffen Ave., Esther St., Sutherland Ave., Raley Ave., and Oregon St.	

PGM Year:	2013
Project:	0092 - City of Canyon lake
IDIS Activity:	5523 - 1.CL.01-13 Canyon Lake Public Facility Project Fund

Status:	Canceled 7/27/2015 12:00:00 AM	Objective:	Provide decent affordable housing		
Location:	31516 Railroad Canyon Rd City-wide Canyon Lake, CA 92587-9400	Outcome:	Affordability		
		Matrix Code:	Public Facilities and Improvement (General) (03)	National Objective:	LMC

Initial Funding Date: 10/02/2013

Description:

CDBG funds will be used by the City of Canyon Lake for eligible public facilities improvements serving low moderate income persons. As specific and eligible projects are identified, the City will submit a request to the County to proceed with amendments to the One Year Plan pursuant to the Citizens Participation Plan.

Financing

No data returned for this view. This might be because the applied filter excludes all data.

Proposed Accomplishments

Public Facilities : 1

Actual Accomplishments

Number assisted:	Owner		Renter		Total		Person	
	Total	Hispanic	Total	Hispanic	Total	Hispanic	Total	Hispanic
White:	0	0	0	0	0	0		0
Black/African American:	0	0	0	0	0	0	0	0
Asian:	0	0	0	0	0	0	0	0
American Indian/Alaskan Native:	0	0	0	0	0	0	0	0
Native Hawaiian/Other Pacific Islander:	0	0	0	0	0	0	0	0
American Indian/Alaskan Native & White:	0	0	0	0	0	0	0	0
Asian White:	0	0	0	0	0	0	0	0
Black/African American & White:	0	0	0	0	0	0	0	0
American Indian/Alaskan Native & Black/African American:	0	0	0	0	0	0	0	0
Other multi-racial:	0	0	0	0	0	0	0	0
Asian/Pacific Islander:	0	0	0	0	0	0	0	0
Hispanic:	0	0	0	0	0	0	0	0
Total:	**0**	**0**	**0**	**0**	**0**	**0**	**0**	**0**
Female-headed Households:	0		0		0			

Income Category:

	Owner	Renter	Total	Person
Extremely Low	0	0	0	0
Low Mod	0	0	0	0
Moderate	0	0	0	0
Non Low Moderate	0	0	0	0

Total	0	0	0	0
Percent Low/Mod				

Annual Accomplishments

Years	Accomplishment Narrative	# Benefitting
2013	10/2/13 reprog $36,040 from idis#5444, funding increased to $36,040. Project underway. The City of Canyon Lake will provide housing repair to residents for the purpose of creating a suitable living environment. It is proposed that NHSIE will provide home repair services for residents of Canyon Lake. A site visit is being conducted June 30, 2014 in the community to assist with identifying and determining the needs. No Leveraging will be used for this project.	
2014	The City of Canyon Lake will utilize funds to provide housing repair assistance to low-income residents in Canyon Lake. Funds were reprogrammed from this project to provide additional funding for project 1.CL.02-14. Project Canceled. Year end cleanup, 7/24/15 reprog $5,681 to idis#5587, funding reduced to $30,359. 7/27/15 reprog $30,359 to idis#5587, funding reduced to $0.	

PGM Year: 2013

Project: 0093 - Riverside County Economic Development Agency

IDIS Activity: 5524 - 9.110-13 - Good Hope Community Center and Park Improvements

Status: Open

Location: 21565 Steele Peak Dr Perris, CA 92570-8296

Objective: Create suitable living environments

Outcome: Sustainability

Matrix Code: Parks, Recreational Facilities (03F)

National Objective: LMA

Initial Funding Date: 10/03/2013

Description:

The County of Riverside will use $120,000 of CDBG funds to pay for costs associated with the demolition and clearance of existing structures and landscaping on the Good Hope Community Center Park site that are not part of the recreation component and have become a nuisance and threat to public safety. The proposed demolition and clearance activities include:

Building Structure Demolition
o One (1) double wide mobile home
o One (1) attached room addition
o One (1) shade structure
o One (1) 3-car garage storage building
o One (1) animal pen

Concrete
o Demolish and remove foundation under garage storage building
o Demolish and remove concrete walking path
o Demolish and remove large fountain water feature
o Demolish and remove concrete and steel footings from shade structure

Landscaping
o Down and remove 24 overgrown trees in danger of falling
o Backfill large hole in the back of the property

Financing

	Fund Type	Grant Year	Grant	Funded Amount	Drawn In Program Year	Drawn Thru Program Year
CDBG	EN	Pre-2015		$110,000.00	$0.00	$0.00
		2012	B12UC060506		$30,720.83	$37,126.16
		2013	B13UC060506		$11,068.50	$11,068.50
Total	**Total**			**$110,000.00**	**$41,789.33**	**$48,194.66**

Proposed Accomplishments

Public Facilities : 1

Total Population in Service Area: 7,400

Census Tract Percent Low / Mod: 58.00

Annual Accomplishments

Years	Accomplishment Narrative	# Benefitting

2013	10/3/13 reprog $120,000 from idis#5444, funding increased to $120,000. Project Underway. The County will remove two structures (dilapidated buildings demolished), remove asbestos, and remove trees at Good Hope Park for the purpose of creating a suitable living environment for the community. Contractor has been selected, but project was delayed due to nesting birds in building. The project will begin mid-July 2014 with the completion in August 2014. No leveraging will be used for this project.
2014	Project complete. The County demolished two dilapidated buildings, asbestos removal and tree removal at Good Hope Park creating a suitable living environment for the community. Three D Construction removed all over grown trees, building structure, pool like structure, and other debris. There was a delay in removal due to nesting birds causing work to be completed November 2014. No leverage was used for this project. 4/14/15 reprog $10,000 to idis#5582, funding reduced to $110,000. Remaining unused funds to be reprogrammed in FY 2015-16.

PGM Year: 2013

Project: 0094 - Beaumont-Cherry Valley Recreation & Park District

IDIS Activity: 5525 - 5.64-13 - Grange Community Center Improvements-Phase II

Status: Completed 1/27/2015 12:00:00 AM

Location: 10478 Beaumont Ave Cherry Valley, CA 92223-4428

Objective: Create suitable living environments

Outcome: Availability/accessibility

Matrix Code: Neighborhood Facilities (03E)

National Objective: LMA

Initial Funding Date: 10/04/2013

Description:

Beaumont-Cherry Valley Recreation & Park District will use CDBG funds for construction of The Grange Community Center Improvements. The Grange facility is utilized by residents in the low-moderate income for recreational classes, community meetings, food program, and special events. Improvements will include removal of asbestos material, deteriorated ceiling, light fixture replacement to energy efficient lighting, replacement of flooring, and painting.

Financing

	Fund Type	Grant Year	Grant	Funded Amount	Drawn In Program Year	Drawn Thru Program Year
CDBG	EN	Pre-2015		$25,679.47	$0.00	$0.00
		2012	B12UC060506		$7,674.09	$25,579.47
		2013	B13UC060506		$100.00	$100.00
Total	**Total**			**$25,679.47**	**$7,774.09**	**$25,679.47**

Proposed Accomplishments

Public Facilities : 1

Total Population in Service Area: 10,654

Census Tract Percent Low / Mod: 51.30

Annual Accomplishments

Years	Accomplishment Narrative	# Benefitting
2013	10/4/13 reprog $25,000 from idis#5492, funding increased to $25,000. Cherry-Beaumont Recreation District completed the renovations to The Grange facility Phase II improvements which included removal of asbestos material, deteriorated ceiling was repaired and painted, flooring and lighting was replaced, and the wall panels were removed. CDBG funds will be used to pay the cost of these renovations and general funds was used as leverage. Final draws are pending processing by fiscal department.	
2014	9/3/14 reprog $667.05 from idis#5492, funding increased to $25,667.05. 12/15/14 reprog $12.42 from idis#5642, funding increased to $25,679.47. Project completed in FY 2013. Cherry-Beaumont Recreation District completed the renovations to The Grange facility Phase II improvements which included removal of asbestos material, deteriorated ceiling was repaired and painted, flooring and lighting was replaced, and the wall panels were removed. CDBG funds will be used to pay the cost of these renovations and general funds was used as leverage. Final draw was processed in FY 2014.	

PGM Year: 2013

Project: 0095 - City of Blythe

IDIS Activity: 5527 - 4.BL.35-13 - Blythe Community Center Renovation Project

Status: Completed 6/30/2015 12:00:00 AM

Location: 445 N Broadway Blythe, CA 92225-1647

Objective: Create suitable living environments

Outcome: Availability/accessibility

Matrix Code: Neighborhood Facilities (03E)

National Objective: LMA

Initial Funding Date: 10/21/2013

Description:

CDBG funds will be used to complete various renovation activities at the City of Blythe's Community Center, which offers regional access to community programs, events and functions.

Financing

	Fund Type	Grant Year	Grant	Funded Amount	Drawn In Program Year	Drawn Thru Program Year
CDBG	EN	Pre-2015		$306,055.87	$0.00	$0.00
		2012	B12UC060506		$154,159.70	$275,283.66
		2013	B13UC060506		$30,772.21	$30,772.21
	PI	Pre-2015		$87,470.03	$0.00	$0.00
		2013	B13UC060506		$0.00	$87,470.03
Total	**Total**			**$393,525.90**	**$184,931.91**	**$393,525.90**

Proposed Accomplishments

Public Facilities : 1

Total Population in Service Area: 10,731

Census Tract Percent Low / Mod: 53.30

Annual Accomplishments

Years	Accomplishment Narrative	# Benefitting
2013	10/21/13 reprog $300,000 from idis#5444, funding increased to $300,000. 5/12/14 increase PI $84,463.09, decrease EN $84,463.09 funding remains $300,000. 5/14/14 increase PI $3,006.94 decrease EN $3,006.94 funding remains the same. 5/15/14 reprog $60,000 from idis#5334, funding increased to $360,000. Project currently 85% complete. A meeting was held June 4, 2014, to discuss the issue of non-compliant ADA restrooms. As a result of the meeting, the City of Blythe has determined that with the substantial renovations completed at the Community Center, and with CDBG funds involved in the project, they must ensure the restrooms are ADA accessible. The City will request an additional advance of their future CDBG funds to install a unisex ADA compliant restroom. Preliminary estimates show that these improvements will put project completion around the end of July or beginning of August. To date, CDBG funds have been used to pay for costs associated with project management fees, soft costs, construction, equipment purchases, and project materials and supplies. Once the project is complete, the Community Center will have a kitchen that meets commercial standards, a new walk-in cooler and freezer, an upgraded stove hood with a fire protection system, stainless steel cabinets and cooking equipment, a new hot water heater, new appliances, new ceiling tile, upgraded flooring, a new roof, energy-efficient fixtures, upgraded air conditioning, upgraded facade, upgraded restroom facilities, improved landscaping and better accessible parking and sidewalks.	

2014	9/15/14 reprog $40,000 from idis#5334, funding increased to $400,000. 7/16/15 Year-end cleanup reprog remaining balance $6,474.10 to idis#5496, funding reduced to $393,525.90. Project complete. CDBG funds were used to pay for costs associated with project management fees, soft costs, construction, equipment purchases, and project materials and supplies. As a result of this CDBG Project the Community Center now has a kitchen that meets commercial standards, a new walk-in cooler and freezer, an upgraded stove hood with a fire protection system, stainless steel cabinets and cooking equipment, a new hot water heater, new appliances, new ceiling tile, upgraded flooring, a new roof, energy-efficient fixtures, upgraded air conditioning, upgraded facade, upgraded restroom facilities, the addition of a separate ADA compliant restroom, improved landscaping and improved ADA accessible parking and sidewalks.

PGM Year: 2013

Project: 0098 - City of Wildomar

IDIS Activity: 5537 - 1.WD.04-13 Wildomar Street Improvement Project

Status: Open

Location: 23873 Clinton Keith Rd Wildomar, CA 92595-9735

Objective: Create suitable living environments

Outcome: Sustainability

Matrix Code: Street Improvements (03K)

National Objective: LMA

Initial Funding Date: 03/05/2014

Description:

The City of Wildomar will pave 66,400 square feet of road on Olive Street. The improvements will include street sweeping, vegetation removal, and filling of depressions with crack fill material, applying asphaltic chip seal, and slurry seal over the chip seal, and repaint traffic stripes and legends.

Financing

	Fund Type	Grant Year	Grant	Funded Amount	Drawn In Program Year	Drawn Thru Program Year
CDBG	EN	Pre-2015		$88,957.90	$0.00	$0.00
Total	**Total**			**$88,957.90**	**$0.00**	**$0.00**

Proposed Accomplishments

People (General) : 2,333

Total Population in Service Area: 2,333

Census Tract Percent Low / Mod: 57.60

Annual Accomplishments

Years	Accomplishment Narrative	# Benefitting
2013	3/5/14 reprog $77,500 from idis#5516, funding increased to $77,500. 6/3/14 per city request, reprog $11,457.90 from idis#5516, funding increased to $88,957.90. 6/25/14 Per fiscal request, revised PI($9,103.81)and draws to idis#5538, funding restored to $88,957.90. 6/26/14 year-end cleanup, reprog .10 from idis#5516, funding increased to $88,958.7/8/14 reverse reprog .10 back to idis#5516, funding reduced to $88,957.90. The City of Wildomar completed street improvements to Olive Street in Wildomar for the purpose of creating a suitable living environment for residents to travel. The project consisted of 66,400 square feet of pavement base, cape seal, and striping of the road to enable usage for the next 7-10 years. In-Kind leveraging was used by staff completing the work. No leverage funding was used. Completion is pending final draw, project to be completed in FY 2014/15.	
2014	The City of Wildomar will complete street improvements to Sedco and Wildomar streets for the purpose of creating a suitable living environment for residents to travel. The project consisted of pavement base, cape seal, and striping of the road to enable usage for the next 7-10 years. Leverage funding will be utilized from the 2015-16 fiscal year funds. The project is anticipated to be put out to bid August 2015 for an Engineer and designs. Construction is scheduled to begin April 2016. Leverage funding will be used from the 2015-16 CDBG funds.	

PGM Year: 2013

Project: 0099 - City of Wildomar

IDIS Activity: 5538 - 1.WD.05-13 Wildomar Community Clean-Up Program

Status: Completed 6/30/2015 12:00:00 AM

Location: 23873 Clinton Keith Rd Wildomar, CA 92595-9735

Objective: Create suitable living environments

Outcome: Sustainability

Matrix Code: Interim Assistance (06)

National Objective: LMA

Initial Funding Date: 03/05/2014

Description:

The City of Wildomar will allocate funding to Riverside County to conduct Neighborhood Clean-up Campaigns in low-income areas that exhibit determinable signs of physical deterioration. CDBG funds to pay for costs associated with the removal of accumulated trash, garbage, tires, and debris, staff cost, as well as the abatement of vacant unpermitted mobile homes and other structures as part of a widespread, comprehensive, blight-reduction plan in the City of Wildomar.

Financing

	Fund Type	Grant Year	Grant	Funded Amount	Drawn In Program Year	Drawn Thru Program Year
CDBG	EN	Pre-2015		$22,517.12	$0.00	$0.00
		2012	B12UC060506		$0.00	$6,768.76
		2013	B13UC060506		$15,748.36	$15,748.36
	PI	Pre-2015		$9,103.81	$0.00	$0.00
		2013	B13UC060506		$0.00	$9,103.81
Total	**Total**			**$31,620.93**	**$15,748.36**	**$31,620.93**

Proposed Accomplishments

People (General) : 3,649

Total Population in Service Area: 3,649

Census Tract Percent Low / Mod: 52.00

Annual Accomplishments

Years	Accomplishment Narrative	# Benefitting
2013	3/5/14 reprog $120,000 ($109,449 from idis#5370, $10,551 from idis#5516) funding increased to $120,000. Revised PI funding and draws done in error to idis#5537 to this project idis#5538. Project is currently underway. The City of Wildomar conducted three community clean-up events for the purpose of creating a suitable living environment. Over 2.59 tons of tires and 22.73 trash tonnage were collected. 138 residents participated at the first event on March 15, 2014. July 2014, a canvass of the area will be conducted in order to provide information of the availability of services. No leverage was provided.	
2014	Project complete. The City of Wildomar conducted three community clean-up events for the purpose of creating a suitable living environment. Over 13.28 tons of trash was collected during the three events. In addition, a clean-up day and tire event was conducted. A canvass of the area was conducted in order to obtain additional information from the community assessing the needs in low-income areas. No leveraging was utilized. Per City request reprog remaining unused funds $88,379.07 to idis#5564 (County Home Rehab Program), funding reduced to $31,620.93.	

PGM Year: 2013

Project: 0100 - County of Riverside EDA

IDIS Activity: 5539 - 3.100-13 - Winchester Road Improvement Project

Status: Completed 6/30/2015 12:00:00 AM

Location: 3403 10th St Riverside, CA 92501-3670

Objective: Create suitable living environments

Outcome: Availability/accessibility

Matrix Code: Street Improvements (03K)

National Objective: LMA

Initial Funding Date: 03/17/2014

Description:

The County of Riverside will use $200,000 of CDBG funds to pay for costs associated with approximately 2 miles of road improvements and upgrades to unpaved and unimproved road segments in the Winchester community. Project will include survey and staking, grade preparation, and the installation and compaction of Class II base. The project will provide improved traffic flaw, drainage, pedestrian safety, dust mitigation, and all-weather emergency access.

Financing

	Fund Type	Grant Year	Grant	Funded Amount	Drawn In Program Year	Drawn Thru Program Year
CDBG	EN	Pre-2015		$114,759.30	$0.00	$0.00
		2012	B12UC060506		$22,462.74	$22,462.74
		2013	B13UC060506		$92,296.56	$92,296.56
Total	**Total**			**$114,759.30**	**$114,759.30**	**$114,759.30**

Proposed Accomplishments

People (General) : 4,340

Total Population in Service Area: 4,340

Census Tract Percent Low / Mod: 67.70

Annual Accomplishments

Years	Accomplishment Narrative	# Benefitting
2013	3/17/14 reprog $200,000 from idis#5443, funding increased to $200,000. Project underway. The project is currently in the design and planning stage.	
2014	Year-end cleanup reprog $85,240.70 to idis#5564, funding reduced to $114,759.30. CDBG Project completed November 2014. County Transportation used CDBG funds to install approximately 10,700 linear feet of road improvements and upgrades to existing and established, unpaved road segments in the Winchester community. The scope of work included tie-off & reset existing survey monuments; placing 6-inches of Class II Aggregate base over original ground; and grading & compacting of aggregate base material to a width of 25 feet. Road segments included: Gough, Willard, Finch, and Haddock Street between Route 79 and Whittier Avenue; Columbia and Garfield Avenues between Taylor and Asbury Streets; Willard Street between Columbia Avenue and Route 79; and Whittier Avenue from Simpson Street to Olive Street, all within the Winchester community. The project provides improved traffic flow, drainage, pedestrian safety, dust mitigation, and all-weather emergency access.	

PGM Year: 2013

Project: 0101 - Lakeland Village Community Center and Park Improvement Project

IDIS Activity: 5541 - 1.67-13 - Lakeland Village Community Center and Park Project

Status:	Completed 4/9/2015 12:00:00 AM	Objective:	Create suitable living environments		
Location:	16275 Grand Ave Lake Elsinore, CA 92530-1491	Outcome:	Sustainability		
		Matrix Code:	Public Facilities and Improvement (General) (03)	National Objective:	LMA

Initial Funding Date: 04/01/2014

Description:

The County will use CDBG funds for site acquisition, project design and engineering, and construction of improvements and renovations to the former Butterfield Elementary School in Lakeland Village. The facility will be utilized as a multi-purpose, community resource and service center, as well as a park and playground area, providing essential services and recreational opportunities to residents in the Lakeland Village community. Project is in a low-moderate income area and was entered as a survey instead of census data due to idis including parts of block groups outside of the service area.

Financing

	Fund Type	Grant Year	Grant	Funded Amount	Drawn In Program Year	Drawn Thru Program Year
CDBG	EN	Pre-2015		$1,423,378.45	$0.00	$0.00
		2013	B13UC060506		$1,423,378.45	$1,423,378.45
Total	**Total**			**$1,423,378.45**	**$1,423,378.45**	**$1,423,378.45**

Proposed Accomplishments

People (General) : 5,538

Total Population in Service Area: 5,538

Census Tract Percent Low / Mod: 55.90

Annual Accomplishments

Years	Accomplishment Narrative	# Benefitting
2013	Project is in a low-moderate income area and was entered as a survey instead of census data due to idis including parts of block groups outside of the service area. 4/1/14 reporg $1,420,348.28 from idis#5460, funding increased to $1,420,348.28. The County of Riverside plans to purchase a site in Lakeland Village for the purpose of providing new access to services and recreation for the community. A possible site at a former school is under consideration and an appraisal has been completed, estimated the value at $2.6 million. Further review of other possible sites and a comparison appraisal is needed. CDBG funds will be used for acquisition. Leverage funding will be used from County General funding. 6/24/14 reprog $3,030.17 from idis#5458, funding increased to $1,423,378.45.	
2014	The County of Riverside purchased property in Lakeland Village to convert into a community center for the purpose of providing a centralized place for low-income community residents to receive services. This property was the former Butterfield Elementary school which consists of 5 modular buildings on a 20,000 square foot lot. CDBG funding was used for acquisition and leverage funding was from Quinby funding. Upcoming events will include community events, clean-ups, and adding a park area for the community.	

PGM Year:	2013
Project:	0102 - Torres Martinez Desert Cahuilla Indians (TMDCI)
IDIS Activity:	5546 - 4.153-13 - TMDCI Fire Suppression System Improvements

Status:	Canceled 4/13/2015 12:00:00 AM	Objective:	Create suitable living environments		
Location:	66725 Martinez Rd Thermal, CA 92274-9007	Outcome:	Availability/accessibility		
		Matrix Code:	Public Facilities and Improvement (General) (03)	National Objective:	LMA

Initial Funding Date: 06/10/2014

Description:

CDBG funds will be used by the Torres Martinez Desert Cahuilla Indians (TMDCI) to complete fire suppression system improvements at the TMDCI reservation, which is located in a low- to moderate-income area. CDBG funds will be used specifically to purchase and install a fire pump for the water system, which serves the tribal community and the tribal community's essential services facilities.

Financing

No data returned for this view. This might be because the applied filter excludes all data.

Proposed Accomplishments

People (General) : 1,987

Total Population in Service Area: 1,987

Census Tract Percent Low / Mod: 82.80

Annual Accomplishments

Years	Accomplishment Narrative	# Benefitting
2013	6/10/14 new project. Reprog $8,000 from idis#5444, funding increased to $8,000. Project 0% complete. CDBG were requested from the County, by the Torres Martinez Desert Cahuilla Indians (TMDCI), to complete fire suppression system improvements at the TMDCI reservation, which is located in a low- to moderate-income area. CDBG funds will be used specifically to purchase and install a fire pump for the water system, which serves the tribal community and the tribal community's essential services facilities. Currently, the County is in the process of conducting an 8-Step Flood Plain Review, due to the fact that the project is located in a 100-year flood plain. Once the 8-Step Flood Plain is complete, the required NEPA review will also be completed. After all administrative reviews are complete, the Tribe will proceed with procurement and/or bidding procedures. To date, there is no public benefit to report.	
2014	4/13/15 Project canceled.TMDCI was able to complete the project utilizing a different funding source, and the need for water system improvements was fulfilled by the Coachella Valley Water District's construction of a new water line to serve the project site. 4/13/15 reprog $8,000 to idis#5628, funding reduced to $0.	

PGM Year: 2013

Project: 0103 - Economic Development Agency

IDIS Activity: 5550 - 9.113-13 - Fairgrounds Concert Pavilion ADA Renovations

Status: Completed 6/30/2015 12:00:00 AM

Location: 82503 US Highway 111 Indio, CA 92201-5633

Objective: Create suitable living environments

Outcome: Availability/accessibility

Matrix Code: Public Facilities and Improvement (General) (03)

National Objective: LMC

Initial Funding Date: 06/19/2014

Description:

The County will use CDBG funds for the construction of ADA accessibility improvements to the Concert Pavilion area of the Riverside County Fairgrounds in Indio. Project involves the design and construction of approximately 10,000 square feet of ADA-compliant paved areas to improve access to the main seating area and the vendor area within the Concert Pavilion. Costs include design, construction, and project management.

Financing

	Fund Type	Grant Year	Grant	Funded Amount	Drawn In Program Year	Drawn Thru Program Year
CDBG	EN	Pre-2015		$67,327.66	$0.00	$0.00
		2012	B12UC060506		$638.43	$638.43
		2013	B13UC060506		$66,689.23	$66,689.23
Total	**Total**			**$67,327.66**	**$67,327.66**	**$67,327.66**

Proposed Accomplishments

People (General) : 266,160

Actual Accomplishments

Number assisted:	Owner		Renter		Total		Person	
	Total	Hispanic	Total	Hispanic	Total	Hispanic	Total	Hispanic
White:	0	0	0	0	0	0	184,236	86,841
Black/African American:	0	0	0	0	0	0	15,978	0
Asian:	0	0	0	0	0	0	8,050	0
American Indian/Alaskan Native:	0	0	0	0	0	0	3,491	0
Native Hawaiian/Other Pacific Islander:	0	0	0	0	0	0	471	0
American Indian/Alaskan Native & White:	0	0	0	0	0	0	0	0
Asian White:	0	0	0	0	0	0	0	0
Black/African American & White:	0	0	0	0	0	0	0	0
American Indian/Alaskan Native & Black/African American:	0	0	0	0	0	0	0	0
Other multi-racial:	0	0	0	0	0	0	53,934	0
Asian/Pacific Islander:	0	0	0	0	0	0	0	0
Hispanic:	0	0	0	0	0	0	0	0
Total:	**0**	**0**	**0**	**0**	**0**	**0**	**266,160**	**86,841**
Female-headed Households:	0		0		0			

Income Category:

	Owner	Renter	Total	Person
Extremely Low	0	0	0	0
Low Mod	0	0	0	266,160
Moderate	0	0	0	0
Non Low Moderate	0	0	0	0
Total	0	0	0	266,160
Percent Low/Mod				100.0%

Annual Accomplishments

Years	Accomplishment Narrative	# Benefitting
2013	New project. 6/19/14 reprog $100,000 from idis#5444, funding increased to $100,000. Project 0% complete. CDBG funded activity was recently setup and administrative review and other administrative procedures are currently underway. Once project setup and administrative review and administrative procedures are complete, CDBG funds will be used for the construction of ADA accessibility improvements to the Concert Pavilion area of the Riverside County Fairgrounds in Indio. Project involves the design and construction of approximately 10,000 square feet of ADA-compliant paved areas to improve access to the main seating area and the vendor area within the Concert Pavilion. Costs include design, construction, and project management. No public benefit to report.	
2014	Project Complete. CDBG funds were used for the construction of ADA accessibility improvements to the concert pavilion area of the Riverside County Fairgrounds in Indio. Accessibility to the main seating area and vendor area of the concert pavilion was greatly improved by adding 10,000 square feet of pavement in a previously unpaved, inaccessible area. CDBG funds were used to pay for costs associated with public advertising, direct project management, and construction. Pending discrepancy still being resolved with project 9.113-13 (issue with Desert Sun invoice $134.62)to be paid from Admin. 7/28/15 reprog remaining funds $33,055.24 to idis#5628, funding reduced to $66,944.76. 7/28/15 per fiscal reprog $382.90 from idis#5628 for final prior year draw, funding increased to $67,327.66.	

PGM Year: 2014

Project: 0001 - 9.114-14 - CDBG Program Administration

IDIS Activity: 5554 - 9.114-14 - CDBG Program Administration (2014)

Status: Open

Location: 3403 Tenth Street, Ste 400, Riverside, CA 92501

Objective:

Outcome:

Matrix Code: General Program Administration (21A)

National Objective:

Initial Funding Date: 10/21/2014

Description:

CDBG administration funding provides staffing and overall program management, coordination, monitoring, and evaluation of the CDBG program.

Financing

	Fund Type	Grant Year	Grant	Funded Amount	Drawn In Program Year	Drawn Thru Program Year
CDBG	EN	Pre-2015		$1,276,156.00	$0.00	$0.00
		2013	B13UC060506		$791,942.80	$791,942.80
	PI	Pre-2015		$36,365.63	$0.00	$0.00
		2014	B14UC060506		$36,217.94	$36,217.94
Total	**Total**			**$1,312,521.63**	**$828,160.74**	**$828,160.74**

Proposed Accomplishments

Actual Accomplishments

Number assisted:	Owner		Renter		Total		Person	
	Total	Hispanic	Total	Hispanic	Total	Hispanic	Total	Hispanic
White:					0	0		
Black/African American:					0	0		
Asian:					0	0		
American Indian/Alaskan Native:					0	0		
Native Hawaiian/Other Pacific Islander:					0	0		
American Indian/Alaskan Native & White:					0	0		
Asian White:					0	0		
Black/African American & White:					0	0		
American Indian/Alaskan Native & Black/African American:					0	0		
Asian/Pacific Islander:					0	0		
Hispanic:					0	0		
Total:	**0**	**0**	**0**	**0**	**0**	**0**	**0**	**0**
Female-headed Households:					0			

Income Category:

	Owner	Renter	Total	Person
Extremely Low			0	
Low Mod			0	
Moderate			0	
Non Low Moderate			0	
Total	0	0	0	0

Percent Low/Mod

Annual Accomplishments

No data returned for this view. This might be because the applied filter excludes all data.

PGM Year: 2014

Project: 0006 - 9.115-14 - Fair Housing Program Administration

IDIS Activity: 5555 - 9.115-14 - Fair Housing Program Administration (2014)

Status: Open

Location: 3933 Mission Inn Ave Riverside, CA 92501-3219

Objective:

Outcome:

Matrix Code: Fair Housing Activities (subject to 20% Admin Cap) (21D)

National Objective:

Initial Funding Date: 10/21/2014

Description:

The program provides a vital range of "no-cost" fair housing services to eligible clientele throughout the County's Urban County program areas that are victimized and affected by illegal housing practices. CDBG funds will be used for administration costs to promote open, inclusive, and cooperative community living.

Financing

	Fund Type	Grant Year	Grant	Funded Amount	Drawn In Program Year	Drawn Thru Program Year
CDBG	EN	Pre-2015		$123,905.54	$0.00	$0.00
		2012	B12UC060506		$29,420.58	$29,420.58
		2013	B13UC060506		$94,360.55	$94,360.55
	PI	Pre-2015		$10,410.32	$0.00	$0.00
		2014	B14UC060506		$10,410.32	$10,410.32
Total	**Total**			**$134,315.86**	**$134,191.45**	**$134,191.45**

Proposed Accomplishments

Actual Accomplishments

Number assisted:	Owner		Renter		Total		Person	
	Total	Hispanic	Total	Hispanic	Total	Hispanic	Total	Hispanic
White:					0	0		
Black/African American:					0	0		
Asian:					0	0		
American Indian/Alaskan Native:					0	0		
Native Hawaiian/Other Pacific Islander:					0	0		
American Indian/Alaskan Native & White:					0	0		
Asian White:					0	0		
Black/African American & White:					0	0		
American Indian/Alaskan Native & Black/African American:					0	0		
Other multi-racial:					0	0		
Asian/Pacific Islander:					0	0		
Hispanic:					0	0		
Total:	**0**	**0**	**0**	**0**	**0**	**0**	**0**	**0**

Female-headed Households: 0

Income Category:

	Owner	Renter	Total	Person
Extremely Low			0	

Low Mod			0	
Moderate			0	
Non Low Moderate			0	
Total	0	0	0	0
Percent Low/Mod				

Annual Accomplishments

No data returned for this view. This might be because the applied filter excludes all data.

PGM Year: 2014

Project: 0007 - 9.116-14 - Fair Housing Public Facility Fund

IDIS Activity: 5556 - 9.116-14 - Fair Housing Public Facility Fund (2014)

Status: Completed 6/30/2015 12:00:00 AM

Location: 3933 Mission Inn Ave Riverside, CA 92501-3219

Objective: Create suitable living environments

Outcome: Availability/accessibility

Matrix Code: Public Facilities and Improvement (General) (03)

National Objective: LMC

Initial Funding Date: 10/21/2014

Description:

The Fair Housing Council provides a vital range of "no-cost" fair housing services to eligible clientele throughout the County's Urban County area that are victimized and affected by illegal housing practices. CDBG funds will be used for a portion of the mortgage interest expense of FHC's offices.

Financing

	Fund Type	Grant Year	Grant	Funded Amount	Drawn In Program Year	Drawn Thru Program Year
CDBG	EN	Pre-2015		$11,790.64	$0.00	$0.00
		2012	B12UC060506		$3,768.80	$3,768.80
		2013	B13UC060506		$8,021.84	$8,021.84
	PI	Pre-2015		$893.50	$0.00	$0.00
		2014	B14UC060506		$893.50	$893.50
Total	**Total**			**$12,684.14**	**$12,684.14**	**$12,684.14**

Proposed Accomplishments

People (General) : 3,000

Actual Accomplishments

Number assisted:	Owner		Renter		Total		Person	
	Total	Hispanic	Total	Hispanic	Total	Hispanic	Total	Hispanic
White:	0	0	0	0	0	0	3,405	1,639
Black/African American:	0	0	0	0	0	0	626	13
Asian:	0	0	0	0	0	0	18	0
American Indian/Alaskan Native:	0	0	0	0	0	0	3	0
Native Hawaiian/Other Pacific Islander:	0	0	0	0	0	0	1	0
American Indian/Alaskan Native & White:	0	0	0	0	0	0	0	0
Asian White:	0	0	0	0	0	0	1	0
Black/African American & White:	0	0	0	0	0	0	4	2
American Indian/Alaskan Native & Black/African American:	0	0	0	0	0	0	2	0
Other multi-racial:	0	0	0	0	0	0	89	0
Asian/Pacific Islander:	0	0	0	0	0	0	0	0
Hispanic:	0	0	0	0	0	0	0	0
Total:	**0**	**0**	**0**	**0**	**0**	**0**	**4,149**	**1,654**
Female-headed Households:	0		0		0			

Income Category:

	Owner	Renter	Total	Person
Extremely Low	0	0	0	1,776
Low Mod	0	0	0	1,416
Moderate	0	0	0	709
Non Low Moderate	0	0	0	248
Total	0	0	0	4,149
Percent Low/Mod				94.0%

Annual Accomplishments

Years	Accomplishment Narrative	# Benefitting
2014	2014 funding $4,300. 10/27/14 reprog $7,700 from idis#5566, funding increased to $12,000. 11/18/14 increase PI decrease EN $893.50, funding remains the same. The project is 100% complete. Fair Housing Council of Riverside County provides fair housing services to eligible individuals residing in Riverside County that are victims or affected by illegal housing practices. They provide accessibility for the purpose of creating a suitable living environment. CDBG funds are used for a percentage of the mortgage interest expense. 7/14/15 reprog $684.14 for final prior year draw from idis#5555, funding increased to $12,684.14. Project complete.	

PGM Year: 2014

Project: 0008 - 9.117-14 - Mead Valley Community Services Program

IDIS Activity: 5557 - 9.117-14 - Mead Valley Community Services Program

Status: Canceled 10/21/2014 12:00:00 AM
Location: 21091 Rider St Perris, CA 92570-8878

Objective: Create suitable living environments
Outcome: Availability/accessibility
Matrix Code: Public Services (General) (05)
National Objective: LMA

Initial Funding Date: 10/21/2014

Description:

The program offers recreational and academic activities, sports, computer development, and other community services to low-income families in the Mead Valley area. CDBG funds will be used for program expenses such as salaries (direct cost), program materials, and supplies.

Financing

No data returned for this view. This might be because the applied filter excludes all data.

Proposed Accomplishments

People (General) : 33,450
Total Population in Service Area: 33,450
Census Tract Percent Low / Mod: 53.60

Annual Accomplishments

Years	Accomplishment Narrative	# Benefitting
2014	2014 funding $100,000. Cancel and combine with idis#5582. Reprog $100,000 to idis#5582, funding reduced to $0.	

PGM Year: 2014

Project: 0009 - 2.63-14 - Eddie Dee Smith - Jurupa Valley Senior Program

IDIS Activity: 5559 - 2.63-14 - Eddie Dee Smith - Jurupa Valley Senior Program

Status: Completed 6/30/2015 12:00:00 AM
Location: 5888 Mission Blvd Jurupa Valley, CA 92509-4256

Objective: Create suitable living environments
Outcome: Availability/accessibility
Matrix Code: Senior Services (05A)
National Objective: LMC

Initial Funding Date: 10/21/2014

Description:

The program provides various health, recreational, educational, and social programs to seniors in the Jurupa Valley area. CDBG funds will be used for operational expenses such as staff salaries (direct cost) and program materials supplies.

Financing

	Fund Type	Grant Year	Grant	Funded Amount	Drawn In Program Year	Drawn Thru Program Year
CDBG	EN	Pre-2015		$150,000.00	$0.00	$0.00
		2013	B13UC060506		$150,000.00	$150,000.00
Total	**Total**			**$150,000.00**	**$150,000.00**	**$150,000.00**

Proposed Accomplishments

People (General) : 400

Actual Accomplishments

Number assisted:	Owner		Renter		Total		Person	
	Total	Hispanic	Total	Hispanic	Total	Hispanic	Total	Hispanic
White:	0	0	0	0	0	0	486	272
Black/African American:	0	0	0	0	0	0	89	29
Asian:	0	0	0	0	0	0	46	27
American Indian/Alaskan Native:	0	0	0	0	0	0	12	4
Native Hawaiian/Other Pacific Islander:	0	0	0	0	0	0	7	7
American Indian/Alaskan Native & White:	0	0	0	0	0	0	8	5
Asian White:	0	0	0	0	0	0	9	4
Black/African American & White:	0	0	0	0	0	0	20	3
American Indian/Alaskan Native & Black/African American:	0	0	0	0	0	0	5	5
Other multi-racial:	0	0	0	0	0	0	16	0
Asian/Pacific Islander:	0	0	0	0	0	0	0	0
Hispanic:	0	0	0	0	0	0	0	0
Total:	**0**	**0**	**0**	**0**	**0**	**0**	**698**	**356**
Female-headed Households:	0		0		0			

Income Category:

	Owner	Renter	Total	Person
Extremely Low	0	0	0	0
Low Mod	0	0	0	698
Moderate	0	0	0	0
Non Low Moderate	0	0	0	0
Total	0	0	0	698
Percent Low/Mod				100.0%

Annual Accomplishments

Years	Accomplishment Narrative	# Benefitting
2014	2014 funding, $150.000. Project number changed from 9.118-14 to district project number 2.63-14. The program provided various health, recreational, educational, and social programs to 698 seniors in the Jurupa Valley area. CDBG funds were used for operational expenses such as staff salaries (direct cost) and program materials/supplies.	

PGM Year: 2014

Project: 0010 - 5.71-14 - Cabazon Community Services Program

IDIS Activity: 5560 - 5.71-14 - Cabazon Community Services Program

Status: Completed 6/24/2015 12:00:00 AM

Location: 50390 Carmen Ave Cabazon, CA 92230-4000

Objective: Create suitable living environments

Outcome: Availability/accessibility

Matrix Code: Public Services (General) (05)

National Objective: LMA

Initial Funding Date: 10/21/2014

Description:

Family Service Association offers residents of Cabazon a variety of community, educational, and recreational programs at the James A. Venable Community Center. CDBG funds will be used for program related expenses.

Financing

	Fund Type	Grant Year	Grant	Funded Amount	Drawn In Program Year	Drawn Thru Program Year
CDBG	EN	Pre-2015		$100,000.00	$0.00	$0.00
		2013	B13UC060506		$100,000.00	$100,000.00
Total	**Total**			**$100,000.00**	**$100,000.00**	**$100,000.00**

Proposed Accomplishments

People (General) : 2,555

Total Population in Service Area: 2,555

Census Tract Percent Low / Mod: 65.20

Annual Accomplishments

Years	Accomplishment Narrative	# Benefitting
2014	2014 funding $100,000. Project number 9.119-14 changed to district number 5.71-14.The Cabazon Community Services Program provided new access to 2,555 residents that reside in the Cabazon area. The Center provides community, educational, and recreational programs at the James A. Venable Community Center.	

PGM Year: 2014
Project: 0011 - 2.64-14 - Highgrove Community Outreach
IDIS Activity: 5561 - 2.64-14 - Highgrove Community Outreach

Status: Completed 6/9/2015 12:00:00 AM
Location: 459 Center St Riverside, CA 92507-1201

Objective: Create suitable living environments
Outcome: Availability/accessibility
Matrix Code: Public Services (General) (05)
National Objective: LMA

Initial Funding Date: 10/21/2014

Description:

Family Service Association offers recreational activities, nutrition, and outreach programs to the Highgrove community. CDBG funds will be used for salaries (direct indirect costs) and supplies.

Financing

	Fund Type	Grant Year	Grant	Funded Amount	Drawn In Program Year	Drawn Thru Program Year
CDBG	EN	Pre-2015		$125,000.00	$0.00	$0.00
		2013	B13UC060506		$125,000.00	$125,000.00
Total	**Total**			**$125,000.00**	**$125,000.00**	**$125,000.00**

Proposed Accomplishments

People (General) : 5,050
Total Population in Service Area: 5,050
Census Tract Percent Low / Mod: 57.00

Annual Accomplishments

Years	Accomplishment Narrative	# Benefitting
2014	2014 funding $125,000. Project number 9.120-14 was changed to district number 5.72-14. The Community outreach program provided 5,050 Highgrove residents with services that included educational, recreational, and social programs.	

PGM Year: 2014

Project: 0012 - 1.71-14 - Good Hope Community Center

IDIS Activity: 5562 - 1.71-14 - Good Hope Community Center

Status: Completed 6/22/2015 12:00:00 AM

Location: 24050 Theda St Perris, CA 92570-7526

Objective: Create suitable living environments

Outcome: Availability/accessibility

Matrix Code: Public Services (General) (05)

National Objective: LMA

Initial Funding Date: 10/21/2014

Description:

The County will offer a variety of educational, recreational, and community programs to residents in the Good Hope and Meadow Brook communities at the Moses Schaffer Community Center. CDBG funds will be used for staff salaries (direct cost), operational cost, and supplies.

Financing

	Fund Type	Grant Year	Grant	Funded Amount	Drawn In Program Year	Drawn Thru Program Year
CDBG	EN	Pre-2015		$65,000.00	$0.00	$0.00
		2013	B13UC060506		$65,000.00	$65,000.00
Total	**Total**			**$65,000.00**	**$65,000.00**	**$65,000.00**

Proposed Accomplishments

People (General) : 26,540

Total Population in Service Area: 26,540

Census Tract Percent Low / Mod: 65.00

Annual Accomplishments

Years	Accomplishment Narrative	# Benefitting
2014	2014 Funding $65,000. Project number 9.121-14 changed to district project number 1.71-14. The Good Hope Community Center provided new access to services to 26,540 residents in the Good Hope and Meadow Brook communities. The services included educational, recreational and community programs.	

PGM Year: 2014

Project: 0013 - 9.122-14 - Riverside County Cultural Center- Golden Years Pavilion Improvements

IDIS Activity: 5563 - 9.122-14 - Riverside County Cultural Center- Golden years Pavilion Improvements

Status: Open

Location: 9401 Oak Glen Rd Cherry Valley, CA 92223-3739

Objective: Create suitable living environments

Outcome: Availability/accessibility

Matrix Code: Public Facilities and Improvement (General) (03)

National Objective: LMC

Initial Funding Date: 10/21/2014

Description:

The County of Riverside will use CDBG funds to pay for costs associated with planning, design, project management, and construction of improvements to the Golden Years Senior Activities Pavilion, located at the Riverside County Cultural Center - Edward Dean Museum complex. The multi-purpose Pavilion will provide a variety of activities and programs including health, nutrition, recreation, and social events for seniors in the San Gorgonio Pass area. Improvements include the pavilion, kitchen, accessibility, parking, lighting, and other upgrades.

Financing

	Fund Type	Grant Year	Grant	Funded Amount	Drawn In Program Year	Drawn Thru Program Year
CDBG	EN	Pre-2015		$708,090.91	$0.00	$0.00
		2013	B13UC060506		$6,522.72	$6,522.72
Total	**Total**			**$708,090.91**	**$6,522.72**	**$6,522.72**

Proposed Accomplishments

People (General) : 300

Actual Accomplishments

Number assisted:	Owner		Renter		Total		Person	
	Total	Hispanic	Total	Hispanic	Total	Hispanic	Total	Hispanic
White:	0	0	0	0	0	0		0
Black/African American:	0	0	0	0	0	0	0	0
Asian:	0	0	0	0	0	0	0	0
American Indian/Alaskan Native:	0	0	0	0	0	0	0	0
Native Hawaiian/Other Pacific Islander:	0	0	0	0	0	0	0	0
American Indian/Alaskan Native & White:	0	0	0	0	0	0	0	0
Asian White:	0	0	0	0	0	0	0	0
Black/African American & White:	0	0	0	0	0	0	0	0
American Indian/Alaskan Native & Black/African American:	0	0	0	0	0	0	0	0
Other multi-racial:	0	0	0	0	0	0	0	0
Asian/Pacific Islander:	0	0	0	0	0	0	0	0
Hispanic:	0	0	0	0	0	0	0	0
Total:	**0**	**0**	**0**	**0**	**0**	**0**	**0**	**0**
Female-headed Households:	0		0		0			

Income Category:

	Owner	Renter	Total	Person
Extremely Low	0	0	0	0

Low Mod	0	0	0	0
Moderate	0	0	0	0
Non Low Moderate	0	0	0	0
Total	0	0	0	0
Percent Low/Mod				

Annual Accomplishments

Years	Accomplishment Narrative	# Benefitting
2014	2014 funding $250,000. 3/18/15 reprog $298,361.91 ($29,393.88 from idis#5565 & $268,968.03 from idis#5566) funding increased to $548,361.91. The County of Riverside will complete renovations to the Riverside County Cultural Center for the purpose of providing a suitable living environment for seniors to participate in activities. The work will consist of Designs including design Development, Construction Drawings, Multi-Stage Phasing Plans, Specifications, Bidding Assistance, Construction Administration, Close-out & Record Drawings. Improvements will include the following: Renovate or provide adequate (new) Kitchen, Renovate or provide adequate (new) Restroom facilities, Ensure ADA Access to Pavilion, Rehabilitate Parking, Improve Existing Storage, Entry way improvements, Landscaping, Secondary Parking lot, and access to secondary parking. No leverage funding. Project is scheduled to be completed by 2016. 8/5/15 year-end cleanup, reprog $159,729 ($92,365 idis#5659/ $67,364 idis#5660) funding increased to $708,090.91.	

PGM Year: 2014

Project: 0016 - 9.125-14 - Home Enhancement Rehab Program

IDIS Activity: 5564 - 9.125-14 - Home Enhancement Rehab Program

Status: Open

Location: 3403 10th St Lakeland Village and Cabazon Riverside, CA 92501-3670

Objective: Provide decent affordable housing

Outcome: Affordability

Matrix Code: Rehab; Single-Unit Residential (14A)

National Objective: LMH

Initial Funding Date: 10/21/2014

Description:

CDBG funds will be used to assist homeowners with rehabilitation of stick-built and modular (attached to private land) owner-occupied single-family residences in the communities. Funds are for the cost of repairs relative to the health, safety, and Housing Quality Standards of a property as defined by HUD.

Financing

	Fund Type	Grant Year	Grant	Funded Amount	Drawn In Program Year	Drawn Thru Program Year
CDBG	EN	Pre-2015		$394,363.82	$0.00	$0.00
Total	**Total**			**$394,363.82**	**$0.00**	**$0.00**

Proposed Accomplishments

Housing Units : 10

Actual Accomplishments

Number assisted:	**Owner**		**Renter**		**Total**		**Person**	
	Total	Hispanic	Total	Hispanic	Total	Hispanic	Total	Hispanic
White:	0	0	0	0	0	0		0
Black/African American:	0	0	0	0	0	0	0	0
Asian:	0	0	0	0	0	0	0	0
American Indian/Alaskan Native:	0	0	0	0	0	0	0	0
Native Hawaiian/Other Pacific Islander:	0	0	0	0	0	0	0	0
American Indian/Alaskan Native & White:	0	0	0	0	0	0	0	0
Asian White:	0	0	0	0	0	0	0	0
Black/African American & White:	0	0	0	0	0	0	0	0
American Indian/Alaskan Native & Black/African American:	0	0	0	0	0	0	0	0
Other multi-racial:	0	0	0	0	0	0	0	0
Asian/Pacific Islander:	0	0	0	0	0	0	0	0
Hispanic:	0	0	0	0	0	0	0	0
Total:	**0**	**0**	**0**	**0**	**0**	**0**	**0**	**0**
Female-headed Households:	0		0		0			

Income Category:

	Owner	**Renter**	**Total**	**Person**
Extremely Low	0	0	0	0
Low Mod	0	0	0	0
Moderate	0	0	0	0
Non Low Moderate	0	0	0	0

Total	0	0	0	0
Percent Low/Mod				

Annual Accomplishments

Years	Accomplishment Narrative	# Benefitting
2014	2014 funding $400,000. 11/6/14 reprog $100,000 to idis#5585, funding reduced to $300,000. Reprog $300,000 ($120,000 to idis#5659& $180,000 to unencumbered to be reprog'd to idis#5660). Funding reduced to $0. 6/23/15 reprog $105,192.35 from idis#5566, funding increased to $105,192.35. 7/23/15 year-end cleanup reprog $6098.15 from idis #5582, funding increased to $111,290.50. Reprog $85,240.70 from idis#5539, funding increased to $196,531.20. 7/27/15 reprog $108,862.79 from idis#5585, funding increased to $305,393.99. Project underway. EDA staff are currently finalizing the programs guidelines and policies & procedures. Further, staff are negotiating with non-profit organizations to assist with the program including work write-ups and inspections. Implementation of the rehabilitation program expected Fall 2015.	

PGM Year:	2014
Project:	0017 - 9.126-14 - Countywide Road Improvement Project
IDIS Activity:	5565 - 9.126-14 - Countywide Road Improvement Project

Status:	Canceled 3/19/2015 12:00:00 AM	Objective:	Create suitable living environments		
Location:	3403 10th St Countywide Pass thru Project Riverside, CA 92501-3670	Outcome:	Sustainability		
		Matrix Code:	Public Facilities and Improvement (General) (03)	National Objective:	LMC

Initial Funding Date: 10/21/2014

Description:

The County will use CDBG funds for eligible road improvement projects in low-income areas throughout the County. As specific eligible projects are identified, the County will proceed with substantial amendments to the 2013-2014 One Year Action Plan pursuant to the Citizen Participation Plan.

Financing

No data returned for this view. This might be because the applied filter excludes all data.

Proposed Accomplishments

Public Facilities : 1

Actual Accomplishments

Number assisted:	Owner		Renter		Total		Person	
	Total	Hispanic	Total	Hispanic	Total	Hispanic	Total	Hispanic
White:	0	0	0	0	0	0		0
Black/African American:	0	0	0	0	0	0	0	0
Asian:	0	0	0	0	0	0	0	0
American Indian/Alaskan Native:	0	0	0	0	0	0	0	0
Native Hawaiian/Other Pacific Islander:	0	0	0	0	0	0	0	0
American Indian/Alaskan Native & White:	0	0	0	0	0	0	0	0
Asian White:	0	0	0	0	0	0	0	0
Black/African American & White:	0	0	0	0	0	0	0	0
American Indian/Alaskan Native & Black/African American:	0	0	0	0	0	0	0	0
Other multi-racial:	0	0	0	0	0	0	0	0
Asian/Pacific Islander:	0	0	0	0	0	0	0	0
Hispanic:	0	0	0	0	0	0	0	0
Total:	**0**	**0**	**0**	**0**	**0**	**0**	**0**	**0**
Female-headed Households:	0		0		0			

Income Category:

	Owner	Renter	Total	Person

Extremely Low	0	0	0	0
Low Mod	0	0	0	0
Moderate	0	0	0	0
Non Low Moderate	0	0	0	0
Total	0	0	0	0
Percent Low/Mod				

Annual Accomplishments

Years	Accomplishment Narrative	# Benefitting
2014	2014 funding $294,915. 10/21/14 reprog $464,478.88 from idis#5443, funding increased to $759,393.88. 10/28/14 reprog $200,000 from idis#5612, funding increased to $959,393.88. 1/13/15 reprog $100,000 to idis#5585, funding reduced to $859,393.88. 3/6/15 reprog $380,000 to idis#5565(ED), funding reduced to $479,393.88. 3/17/15 reprog $150,000 to idis#5585, funding reduced to $329,393.88. 3/18/15 reprog $300,000 to idis#5472, funding reduced to $29,393.88. 3/18/15 reprog $29,393.88 to idis#5563, funding reduced to $0.00. Pass-thru project canceled.	

PGM Year: 2014

Project: 0018 - 9.127-14 - Countywide Public Facility Fund

IDIS Activity: 5566 - 9.127-14 - Countywide Public Facility Fund

Status:	Canceled 6/23/2015 12:00:00 AM	Objective:	Create suitable living environments		
Location:	3403 10th St Countywide Pass thru Project Riverside, CA 92501-3670	Outcome:	Sustainability		
		Matrix Code:	Public Facilities and Improvement (General) (03)	National Objective:	LMC

Initial Funding Date: 10/21/2014

Description:

The County will use CDBG funds for eligible community facility projects in low-income area throughout the County. As specific eligible projects are identified, the County will proceed with substantial amendments to the 2013-2014 One Year Action Plan pursuant to the Citizen Participation Plan.

Financing

No data returned for this view. This might be because the applied filter excludes all data.

Proposed Accomplishments

Public Facilities : 1

Actual Accomplishments

Number assisted:	Owner		Renter		Total		Person	
	Total	Hispanic	Total	Hispanic	Total	Hispanic	Total	Hispanic
White:	0	0	0	0	0	0		0
Black/African American:	0	0	0	0	0	0	0	0
Asian:	0	0	0	0	0	0	0	0
American Indian/Alaskan Native:	0	0	0	0	0	0	0	0
Native Hawaiian/Other Pacific Islander:	0	0	0	0	0	0	0	0
American Indian/Alaskan Native & White:	0	0	0	0	0	0	0	0
Asian White:	0	0	0	0	0	0	0	0
Black/African American & White:	0	0	0	0	0	0	0	0
American Indian/Alaskan Native & Black/African American:	0	0	0	0	0	0	0	0
Other multi-racial:	0	0	0	0	0	0	0	0
Asian/Pacific Islander:	0	0	0	0	0	0	0	0
Hispanic:	0	0	0	0	0	0	0	0
Total:	**0**	**0**	**0**	**0**	**0**	**0**	**0**	**0**
Female-headed Households:	0		0		0			

Income Category:	Owner	Renter	Total	Person
Extremely Low	0	0	0	0
Low Mod	0	0	0	0

Moderate	0	0	0	0
Non Low Moderate	0	0	0	0
Total	0	0	0	0
Percent Low/Mod				

Annual Accomplishments

Years	Accomplishment Narrative	# Benefitting
2014	2014 funding $294,916. 10/21/14 reprog $428,811.68 from idis#5444 funding increased to $723,727.68. 10/27/14 reprog $7,700 to idis#5556, funding decreased to $716,027.68. 10/27/14 reprog $8,000 from idis#5628, funding increased to $724,027.68.10/31/14 reprog $10,000 from idis#5582, funding increased to $734,027.68. 11/18/14 reprog $15,373.82 from unencumbered, receipted PI, funding increased to $749,401.50. 11/26/14 reprog $37,334 to idis#5496, funding reduced to $712,067.50. 12/8/14 reprog $1,752.34 from unencumbered, receipted PI, funding increased to $713,819.84. 1/6/15 reprog $1,148.19 from unencumbered (PI receipted), funding increased to $714,968.03. 1/6/15 reprog $24,000 from idis#5569, funding increased to $738,968.03. 3/6/15 reprog $320,000 to idis#5660 (ED), funding reduced to $418,968.03. 3/17/15 reprog $150,000 to idis#5585, funding reduced to $268,968.03. 3/18/15 reprog $268,968.03 to idis#5563, funding reduced to $0.00. 5/6/15 PI receipted in IDIS funded to projects, reprogram $96,020.22 unencumbered EN to idis#5566, funding increased to $96,020.22. 6/10/15 receipted PI, increase of $30,577.23 EN funding ($294.55 from idis#5585 and $30,282.68 from idis#5496) funding increased to $126,597.45. 6/12/15 reprog $19,814.57 to idis#5578, funding reduced to $106,782.88. 6/22/15 reprog $389.53 to idis#5586, funding reduced to $106,393.35. 6/22/15 reprog $1,201 to idis#5571, funding reduced to $105,192.35. 6/23/15 reprog $105,192.35 to idis#5564, funding reduced to $0. Pass-thru project canceled.	

PGM Year: 2014
Project: 0019 - 0.116-14 - Operation School Bell
IDIS Activity: 5567 - 0.116-14 - Operation School Bell

Status: Completed 5/20/2015 12:00:00 AM
Location: 28720 Via Montezuma Temecula, CA 92590-2510

Objective: Create suitable living environments
Outcome: Affordability
Matrix Code: Public Services (General) (05)
National Objective: LMC

Initial Funding Date: 10/21/2014

Description:

Operation School Bell provides clothes and school supplies to children from low-income families. CDBG funds will be used to provide "scholarships" to eligible children.

Financing

	Fund Type	Grant Year	Grant	Funded Amount	Drawn In Program Year	Drawn Thru Program Year
CDBG	EN	Pre-2015		$36,668.00	$0.00	$0.00
		2013	B13UC060506		$36,668.00	$36,668.00
Total	**Total**			**$36,668.00**	**$36,668.00**	**$36,668.00**

Proposed Accomplishments

People (General) : 250

Actual Accomplishments

Number assisted:	Owner		Renter		Total		Person	
	Total	Hispanic	Total	Hispanic	Total	Hispanic	Total	Hispanic
White:	0	0	0	0	0	0	199	107
Black/African American:	0	0	0	0	0	0	28	4
Asian:	0	0	0	0	0	0	7	4
American Indian/Alaskan Native:	0	0	0	0	0	0	2	0
Native Hawaiian/Other Pacific Islander:	0	0	0	0	0	0	4	2
American Indian/Alaskan Native & White:	0	0	0	0	0	0	3	1
Asian White:	0	0	0	0	0	0	1	1
Black/African American & White:	0	0	0	0	0	0	10	2
American Indian/Alaskan Native & Black/African American:	0	0	0	0	0	0	3	3
Other multi-racial:	0	0	0	0	0	0	48	0
Asian/Pacific Islander:	0	0	0	0	0	0	0	0
Hispanic:	0	0	0	0	0	0	0	0
Total:	**0**	**0**	**0**	**0**	**0**	**0**	**305**	**124**
Female-headed Households:	0		0		0			

Income Category:

	Owner	Renter	Total	Person
Extremely Low	0	0	0	215
Low Mod	0	0	0	90
Moderate	0	0	0	0
Non Low Moderate	0	0	0	0
Total	0	0	0	305

Percent Low/Mod	100.0%

Annual Accomplishments

Years	Accomplishment Narrative	# Benefitting
2014	1/6/15 reprog $1,022 from idis#5569, funding increased to $36,668. Operation School Bell provided new access to clothing and school supplies for 305 low-income youth that reside in the Temecula area. CDBG funds were used for scholarships. Reason for discrepancy: Sponsor received additional funding from the City of Murrieta and was able to provide more scholarships.	

PGM Year: 2014

Project: 0020 - 0.117-14 - Wildomar Senior Center and Transportation Program

IDIS Activity: 5568 - 0.117-14 - Wildomar Senior Center and Transportation Program

Status: Completed 1/27/2015 12:00:00 AM

Location: 32325 S Pasadena Wildomar, CA 92595-7930

Objective: Create suitable living environments

Outcome: Availability/accessibility

Matrix Code: Senior Services (05A)

National Objective: LMC

Initial Funding Date: 10/21/2014

Description:

Merit Housing provides transportation services to seniors through the Wildomar Senior Center to assist them with essential daily errands, appointments, fitness classes, and outreach programs. CDBG funds will be used to pay staff salaries (direct cost) and operating expenses.

Financing

	Fund Type	Grant Year	Grant	Funded Amount	Drawn In Program Year	Drawn Thru Program Year
CDBG	EN	Pre-2015		$7,835.00	$0.00	$0.00
		2013	B13UC060506		$7,835.00	$7,835.00
Total	**Total**			**$7,835.00**	**$7,835.00**	**$7,835.00**

Proposed Accomplishments

People (General) : 80

Actual Accomplishments

Number assisted:	Owner		Renter		Total		Person	
	Total	Hispanic	Total	Hispanic	Total	Hispanic	Total	Hispanic
White:	0	0	0	0	0	0	93	0
Black/African American:	0	0	0	0	0	0	16	0
Asian:	0	0	0	0	0	0	9	0
American Indian/Alaskan Native:	0	0	0	0	0	0	6	0
Native Hawaiian/Other Pacific Islander:	0	0	0	0	0	0	3	0
American Indian/Alaskan Native & White:	0	0	0	0	0	0	0	0
Asian White:	0	0	0	0	0	0	0	0
Black/African American & White:	0	0	0	0	0	0	0	0
American Indian/Alaskan Native & Black/African American:	0	0	0	0	0	0	0	0
Other multi-racial:	0	0	0	0	0	0	0	0
Asian/Pacific Islander:	0	0	0	0	0	0	0	0
Hispanic:	0	0	0	0	0	0	0	0
Total:	**0**	**0**	**0**	**0**	**0**	**0**	**127**	**0**
Female-headed Households:	0		0		0			

Income Category:

	Owner	Renter	Total	Person
Extremely Low	0	0	0	0
Low Mod	0	0	0	127

Moderate	0	0	0	0
Non Low Moderate	0	0	0	0
Total	0	0	0	127
Percent Low/Mod				100.0%

Annual Accomplishments

Years	Accomplishment Narrative	# Benefitting
2014	Merit Housing sponsors Wildomar Senior Living Program. 127 seniors were served for the purpose of access to the Wildomar Senior Leisure Center. Services included transportation service, recreation and fitness classes. Proposed number of 80 was exceeded due to increase in private funding of $14,210.63 increasing the number served to 127. CDBG funds were used to pay the cost of a bus driver, cost of pool service, and direct staff providing exercise classes. Leverage funding was received from private donations.	

PGM Year:	2014
Project:	0021 - 0.118-14 - Children of the Court Advocate Scholarships
IDIS Activity:	5569 - 0.118-14 - Children of the Court Advocate Scholarships

Status:	Canceled 1/6/2015 7:48:12 PM	Objective:	Create suitable living environments		
Location:	44199 Monroe St Indio, CA 92201-3096	Outcome:	Affordability		
		Matrix Code:	Abused and Neglected Children (05N)	National Objective:	LMC

Initial Funding Date: 10/21/2014

Description:

A Court Appointed Special Advocate (CASA) volunteer is a trained citizen who is requested by a judge to represent the best interests of an abused or neglected child in court. The "scholarship" program provides trained volunteers to independently investigate an abused child's circumstances, report findings to the Juvenile Courts, monitor the delivery of services, and advocate on the child's behalf throughout the process. CDBG funds will be used to provide Advocate "Scholarships" for abused children that will be paired with a volunteer to follow the child's case until permanently resolved.

Financing

No data returned for this view. This might be because the applied filter excludes all data.

Proposed Accomplishments

People (General) : 30

Actual Accomplishments

Number assisted:	Owner		Renter		Total		Person	
	Total	Hispanic	Total	Hispanic	Total	Hispanic	Total	Hispanic
White:	0	0	0	0	0	0		0
Black/African American:	0	0	0	0	0	0	0	0
Asian:	0	0	0	0	0	0	0	0
American Indian/Alaskan Native:	0	0	0	0	0	0	0	0
Native Hawaiian/Other Pacific Islander:	0	0	0	0	0	0	0	0
American Indian/Alaskan Native & White:	0	0	0	0	0	0	0	0
Asian White:	0	0	0	0	0	0	0	0
Black/African American & White:	0	0	0	0	0	0	0	0
American Indian/Alaskan Native & Black/African American:	0	0	0	0	0	0	0	0
Other multi-racial:	0	0	0	0	0	0	0	0
Asian/Pacific Islander:	0	0	0	0	0	0	0	0
Hispanic:	0	0	0	0	0	0	0	0
Total:	**0**	**0**	**0**	**0**	**0**	**0**	**0**	**0**
Female-headed Households:	0		0		0			

Income Category:

	Owner	Renter	Total	Person
Extremely Low	0	0	0	0
Low Mod	0	0	0	0
Moderate	0	0	0	0

Non Low Moderate	0	0	0	0
Total	0	0	0	0
Percent Low/Mod				

Annual Accomplishments

Years	Accomplishment Narrative	# Benefitting
2014	1/6/15 Project canceled, sponsor no longer providing services in Riverside County. Reporg $24,000 from idis#5569 (0.118-14) to idis#5566, funding reduced to $5,111. 1/6/15 reprog $5,111 to ($1,023 idis#5614, $1,022 idis#5567, $1,022 idis#5570, $1,022 idis#5573, $1,022 idis#5574), funding reduced to $0.	

PGM Year: 2014

Project: 0022 - 0.119-14 - Community Food Pantry Murrieta

IDIS Activity: 5570 - 0.119-14 - Community Food Pantry Murrieta

Status: Completed 6/30/2015 12:00:00 AM

Location: 38444 Sky Canyon Dr Murrieta, CA 92563-2668

Objective: Create suitable living environments

Outcome: Availability/accessibility

Matrix Code: Public Services (General) (05)

National Objective: LMC

Initial Funding Date: 10/21/2014

Description:

Community Food Pantry of Murrieta provides emergency assistance to homeless and low-income clients. Clients are provided assistance with clothing, food, and household items. CDBG funds will be used for program related costs.

Financing

	Fund Type	Grant Year	Grant	Funded Amount	Drawn In Program Year	Drawn Thru Program Year
CDBG	EN	Pre-2015		$26,355.00	$0.00	$0.00
		2013	B13UC060506		$26,355.00	$26,355.00
Total	**Total**			**$26,355.00**	**$26,355.00**	**$26,355.00**

Proposed Accomplishments

People (General) : 1,500

Actual Accomplishments

Number assisted:	Owner		Renter		Total		Person	
	Total	Hispanic	Total	Hispanic	Total	Hispanic	Total	Hispanic
White:	0	0	0	0	0	0	1,034	531
Black/African American:	0	0	0	0	0	0	106	3
Asian:	0	0	0	0	0	0	141	5
American Indian/Alaskan Native:	0	0	0	0	0	0	9	5
Native Hawaiian/Other Pacific Islander:	0	0	0	0	0	0	53	23
American Indian/Alaskan Native & White:	0	0	0	0	0	0	20	2
Asian White:	0	0	0	0	0	0	23	5
Black/African American & White:	0	0	0	0	0	0	19	1
American Indian/Alaskan Native & Black/African American:	0	0	0	0	0	0	8	7
Other multi-racial:	0	0	0	0	0	0	187	0
Asian/Pacific Islander:	0	0	0	0	0	0	0	0
Hispanic:	0	0	0	0	0	0	0	0
Total:	**0**	**0**	**0**	**0**	**0**	**0**	**1,600**	**582**
Female-headed Households:	0		0		0			

Income Category:	Owner	Renter	Total	Person
Extremely Low	0	0	0	1,136
Low Mod	0	0	0	445
Moderate	0	0	0	0
Non Low Moderate	0	0	0	19

Total	0	0	0	1,600
Percent Low/Mod				98.8%

Annual Accomplishments

Years	Accomplishment Narrative	# Benefitting
2014	1/6/15 reprog $1,022 from idis#5569, funding increased to $26,355. The Community Food Pantry of Murrieta provided new access to 1,600 homeless and low income families that reside in the Murrieta/Menifee areas of Riverside County. The services included rental assistance, utility assistance, clothing and food. They provided accessibility for the area residents for the purpose of creating a suitable living environment. Reason for discrepancy: The sponsor was able to serve more individuals due to being able to purchase more food and supplies with their CDBG funding. Sponsor received additional funding from the City of Murrieta.	

PGM Year: 2014

Project: 0023 - 0.120-14 - Helping People in Need, H.O.P.E.

IDIS Activity: 5571 - 0.120-14 - Helping People in Need, H.O.P.E.

Status: Completed 6/30/2015 12:00:00 AM

Location: 29885 2nd St Lake Elsinore, CA 92532-2415

Objective: Create suitable living environments

Outcome: Availability/accessibility

Matrix Code: Public Services (General) (05)

National Objective: LMC

Initial Funding Date: 10/21/2014

Description:

H.O.P.E. provides meals and clothing to needy families and seniors in Lake Elsinore, Sedco Hills, Canyon Lake, South Corona, Meadowbrook, and West Perris areas. CDBG funds will be used for consumable supplies, space cost, utilities, transportation, food, and commodities.

Financing

	Fund Type	Grant Year	Grant	Funded Amount	Drawn In Program Year	Drawn Thru Program Year
CDBG	EN	Pre-2015		$59,499.00	$0.00	$0.00
		2012	B12UC060506		$15,245.12	$15,245.12
		2013	B13UC060506		$44,253.88	$44,253.88
	PI	Pre-2015		$11,084.00	$0.00	$0.00
		2014	B14UC060506		$11,084.00	$11,084.00
Total	**Total**			**$70,583.00**	**$70,583.00**	**$70,583.00**

Proposed Accomplishments

People (General) : 746

Actual Accomplishments

Number assisted:	Owner		Renter		Total		Person	
	Total	Hispanic	Total	Hispanic	Total	Hispanic	Total	Hispanic
White:	0	0	0	0	0	0	643	278
Black/African American:	0	0	0	0	0	0	50	0
Asian:	0	0	0	0	0	0	7	3
American Indian/Alaskan Native:	0	0	0	0	0	0	4	0
Native Hawaiian/Other Pacific Islander:	0	0	0	0	0	0	6	0
American Indian/Alaskan Native & White:	0	0	0	0	0	0	9	3
Asian White:	0	0	0	0	0	0	2	2
Black/African American & White:	0	0	0	0	0	0	15	0
American Indian/Alaskan Native & Black/African American:	0	0	0	0	0	0	0	0
Other multi-racial:	0	0	0	0	0	0	10	0
Asian/Pacific Islander:	0	0	0	0	0	0	0	0
Hispanic:	0	0	0	0	0	0	0	0
Total:	**0**	**0**	**0**	**0**	**0**	**0**	**746**	**286**

Female-headed Households: 0 0 0

Income Category:

	Owner	Renter	Total	Person

Extremely Low	0	0	0	662
Low Mod	0	0	0	84
Moderate	0	0	0	0
Non Low Moderate	0	0	0	0
Total	0	0	0	746
Percent Low/Mod				100.0%

Annual Accomplishments

Years	Accomplishment Narrative	# Benefitting
2014	5/6/15 increase PI/decrease EN $11,084,funding remains the same at $69,382. 6/22/15 reprog $1,201 from idis#5566, funding increased to $70,583. Project completed, 746 low income families received food and clothing for the purpose of providing a suitable living environment. CDBG funds were used to assist with the cost of food, space cost of facility, and utility expenses. Over 1000 meals were distributed to low income families and seniors. Leverage was received from private foundations, other government funding, and local funding.	

PGM Year: 2014

Project: 0024 - 0.121-14 - Care-A-Van Transit

IDIS Activity: 5572 - 0.121-14 - Care-A-Van Transit

Status: Completed 5/26/2015 12:00:00 AM

Location: 749 N State St Hemet, CA 92543-1402

Objective: Create suitable living environments

Outcome: Availability/accessibility

Matrix Code: Senior Services (05A)

National Objective: LMC

Initial Funding Date: 10/21/2014

Description:

Care-A-Van provides transportation services for elderly and permanently disabled individuals for medical appointments, to visit social service agencies, and other necessary errands. CDBG funds will be used for staff salaries (direct cost).

Financing

	Fund Type	Grant Year	Grant	Funded Amount	Drawn In Program Year	Drawn Thru Program Year
CDBG	EN	Pre-2015		$15,000.00	$0.00	$0.00
		2013	B13UC060506		$15,000.00	$15,000.00
Total	**Total**			**$15,000.00**	**$15,000.00**	**$15,000.00**

Proposed Accomplishments

People (General) : 600

Actual Accomplishments

Number assisted:	Owner		Renter		Total		Person	
	Total	Hispanic	Total	Hispanic	Total	Hispanic	Total	Hispanic
White:	0	0	0	0	0	0	702	136
Black/African American:	0	0	0	0	0	0	109	0
Asian:	0	0	0	0	0	0	0	0
American Indian/Alaskan Native:	0	0	0	0	0	0	0	0
Native Hawaiian/Other Pacific Islander:	0	0	0	0	0	0	0	0
American Indian/Alaskan Native & White:	0	0	0	0	0	0	0	0
Asian White:	0	0	0	0	0	0	0	0
Black/African American & White:	0	0	0	0	0	0	0	0
American Indian/Alaskan Native & Black/African American:	0	0	0	0	0	0	0	0
Other multi-racial:	0	0	0	0	0	0	0	0
Asian/Pacific Islander:	0	0	0	0	0	0	0	0
Hispanic:	0	0	0	0	0	0	0	0
Total:	**0**	**0**	**0**	**0**	**0**	**0**	**811**	**136**

Female-headed Households:	0	0	0

Income Category:

	Owner	Renter	Total	Person
Extremely Low	0	0	0	811
Low Mod	0	0	0	0
Moderate	0	0	0	0
Non Low Moderate	0	0	0	0

Total	0	0	0	811
Percent Low/Mod				100.0%

Annual Accomplishments

Years	Accomplishment Narrative	# Benefitting
2014	Care-A-Van Transit provided new access to 811 Seniors and disabled adults living in the Hemet area with transportation to medical visits, social service agencies and necessary errands. Reason for discrepancy, Sponsor was able to serve more seniors this fiscal year with the additional CDBG funds they received.	

PGM Year: 2014

Project: 0025 - 0.122-14 - S.A.F.E. Domestic Violence Services

IDIS Activity: 5573 - 0.122-14 - S.A.F.E. Domestic Violence Services

Status: Completed 6/30/2015 12:00:00 AM

Location: 28910 Pujol St Temecula, CA 92590-6700

Objective: Create suitable living environments

Outcome: Availability/accessibility

Matrix Code: Battered and Abused Spouses (05G)

National Objective: LMC

Initial Funding Date: 10/21/2014

Description:

S.A.F.E. provides services to victims of domestic violence. CDBG funds will be used for staff salaries benefits (direct cost).

Financing

	Fund Type	Grant Year	Grant	Funded Amount	Drawn In Program Year	Drawn Thru Program Year
CDBG	EN	Pre-2015		$14,133.00	$0.00	$0.00
		2013	B13UC060506		$14,133.00	$14,133.00
Total	**Total**			**$14,133.00**	**$14,133.00**	**$14,133.00**

Proposed Accomplishments

People (General) : 1,500

Actual Accomplishments

Number assisted:	Owner		Renter		Total		Person	
	Total	Hispanic	Total	Hispanic	Total	Hispanic	Total	Hispanic
White:	0	0	0	0	0	0	913	418
Black/African American:	0	0	0	0	0	0	97	11
Asian:	0	0	0	0	0	0	52	5
American Indian/Alaskan Native:	0	0	0	0	0	0	38	18
Native Hawaiian/Other Pacific Islander:	0	0	0	0	0	0	9	3
American Indian/Alaskan Native & White:	0	0	0	0	0	0	24	5
Asian White:	0	0	0	0	0	0	25	3
Black/African American & White:	0	0	0	0	0	0	43	7
American Indian/Alaskan Native & Black/African American:	0	0	0	0	0	0	16	13
Other multi-racial:	0	0	0	0	0	0	351	0
Asian/Pacific Islander:	0	0	0	0	0	0	0	0
Hispanic:	0	0	0	0	0	0	0	0
Total:	**0**	**0**	**0**	**0**	**0**	**0**	**1,568**	**483**
Female-headed Households:	0		0		0			

Income Category:

	Owner	Renter	Total	Person
Extremely Low	0	0	0	1,568
Low Mod	0	0	0	0
Moderate	0	0	0	0

Non Low Moderate	0	0	0	0
Total	0	0	0	1,568
Percent Low/Mod				100.0%

Annual Accomplishments

Years	Accomplishment Narrative	# Benefitting
2014	1/6/15 reprog $1,022 from idis#5569, funding increased to $14,133.Proposed number to serve was changed from 500 to 1500 due to persons assisted was based on all funding sources. S.A.F.E. provided services to victims of domestic violence. CDBG funds were used for staff salaries/benefits (direct cost).	

PGM Year: 2014

Project: 0026 - 0

IDIS Activity: 5574 - 0.123-14 - Women's Health Assistance Program

Status: Completed 6/23/2015 12:00:00 AM

Location: 27645 Jefferson Ave Temecula, CA 92590-2645

Objective: Create suitable living environments

Outcome: Availability/accessibility

Matrix Code: Health Services (05M)

National Objective: LMC

Initial Funding Date: 10/21/2014

Description:

The Women's Health Program provides breast cancer awareness, support, and medical services to low-income women of Murrieta that are uninsured or underinsured. CDBG funds will be used for counseling, referrals, testing, screening, and other program related expenses.

Financing

	Fund Type	Grant Year	Grant	Funded Amount	Drawn In Program Year	Drawn Thru Program Year
CDBG	EN	Pre-2015		$16,133.00	$0.00	$0.00
		2013	B13UC060506		$16,133.00	$16,133.00
Total	**Total**			**$16,133.00**	**$16,133.00**	**$16,133.00**

Proposed Accomplishments

People (General) : 100

Actual Accomplishments

Number assisted:	Owner		Renter		Total		Person	
	Total	Hispanic	Total	Hispanic	Total	Hispanic	Total	Hispanic
White:	0	0	0	0	0	0	19	9
Black/African American:	0	0	0	0	0	0	1	0
Asian:	0	0	0	0	0	0	0	0
American Indian/Alaskan Native:	0	0	0	0	0	0	0	0
Native Hawaiian/Other Pacific Islander:	0	0	0	0	0	0	0	0
American Indian/Alaskan Native & White:	0	0	0	0	0	0	0	0
Asian White:	0	0	0	0	0	0	1	1
Black/African American & White:	0	0	0	0	0	0	0	0
American Indian/Alaskan Native & Black/African American:	0	0	0	0	0	0	0	0
Other multi-racial:	0	0	0	0	0	0	2	0
Asian/Pacific Islander:	0	0	0	0	0	0	0	0
Hispanic:	0	0	0	0	0	0	0	0
Total:	**0**	**0**	**0**	**0**	**0**	**0**	**23**	**10**
Female-headed Households:	0		0		0			

Income Category:

	Owner	Renter	Total	Person
Extremely Low	0	0	0	5
Low Mod	0	0	0	16
Moderate	0	0	0	0

Non Low Moderate	0	0	0	2
Total	0	0	0	23
Percent Low/Mod				91.3%

Annual Accomplishments

Years	Accomplishment Narrative	# Benefitting
2014	1/6/15 reprog $1,022 from idis#5569, funding increased to $16,133. Michelle's place provided new access to services for 23 women that reside in the Murrieta area. The services provided were counseling, referrals, testing and screening for low-income and underinsured women. Reason for discrepancy, Sponsor was not able to provide services to more individuals with funding and due to higher test costs this fiscal year.	

PGM Year: 2014

Project: 0027 - 0.124-14 - Blythe Emergency Food Pantry

IDIS Activity: 5575 - 0.124-14 - Blythe Emergency Food Pantry

Status: Completed 2/10/2015 12:00:00 AM

Location: 181 S Main St Blythe, CA 92225-2508

Objective: Create suitable living environments

Outcome: Availability/accessibility

Matrix Code: Public Services (General) (05)

National Objective: LMC

Initial Funding Date: 10/21/2014

Description:

The Blythe Emergency Food Pantry provides nutritious supplementary food to low-income and homeless residents of the Palo Verde Valley area. CDBG funds will be used to purchase food supplies and to pay for other operational expenses.

Financing

	Fund Type	Grant Year	Grant	Funded Amount	Drawn In Program Year	Drawn Thru Program Year
CDBG	EN	Pre-2015		$9,132.00	$0.00	$0.00
		2013	B13UC060506		$9,132.00	$9,132.00
Total	**Total**			**$9,132.00**	**$9,132.00**	**$9,132.00**

Proposed Accomplishments

People (General) : 950

Actual Accomplishments

Number assisted:	Owner		Renter		Total		Person	
	Total	Hispanic	Total	Hispanic	Total	Hispanic	Total	Hispanic
White:	0	0	0	0	0	0	535	242
Black/African American:	0	0	0	0	0	0	127	3
Asian:	0	0	0	0	0	0	5	5
American Indian/Alaskan Native:	0	0	0	0	0	0	7	5
Native Hawaiian/Other Pacific Islander:	0	0	0	0	0	0	1	1
American Indian/Alaskan Native & White:	0	0	0	0	0	0	7	1
Asian White:	0	0	0	0	0	0	5	2
Black/African American & White:	0	0	0	0	0	0	4	1
American Indian/Alaskan Native & Black/African American:	0	0	0	0	0	0	2	0
Other multi-racial:	0	0	0	0	0	0	218	0
Asian/Pacific Islander:	0	0	0	0	0	0	0	0
Hispanic:	0	0	0	0	0	0	0	0
Total:	**0**	**0**	**0**	**0**	**0**	**0**	**911**	**260**
Female-headed Households:	0		0		0			

Income Category:

	Owner	Renter	Total	Person
Extremely Low	0	0	0	136
Low Mod	0	0	0	775
Moderate	0	0	0	0

Non Low Moderate	0	0	0	0
Total	0	0	0	911
Percent Low/Mod				100.0%

Annual Accomplishments

Years	Accomplishment Narrative	# Benefitting
2014	911 individuals were provided new access to supplemental food for the purpose of creating a suitable living environment. CDBG funds were used to purchase food supplies. The Sponsor provided their proposed number of clients to be served (700) based upon drawing funds down and completing the project within a three to four month period. Instead, due to administrative processes with getting the CDBG Agreement signed and the Incur Cost Letter issued, the project spanned over a six month period.	

PGM Year: 2014

Project: 0028 - 0.125-14 - Blythe Harmony Kitchen

IDIS Activity: 5576 - 0.125-14 - Blythe Harmony Kitchen

Status: Completed 5/15/2015 12:00:00 AM

Location: 219 S Main St Blythe, CA 92225-2510

Objective: Create suitable living environments

Outcome: Availability/accessibility

Matrix Code: Public Services (General) (05)

National Objective: LMC

Initial Funding Date: 10/21/2014

Description:

The Harmony Kitchen provides lunch, five days a week, to low-income individuals, seniors, and homeless residents of the Palo Verde Valley. CDBG funds will be used for food supplies and other operational expenses such as utilities and program supplies.

Financing

	Fund Type	Grant Year	Grant	Funded Amount	Drawn In Program Year	Drawn Thru Program Year
CDBG	EN	Pre-2015		$10,132.00	$0.00	$0.00
		2013	B13UC060506		$10,132.00	$10,132.00
Total	**Total**			**$10,132.00**	**$10,132.00**	**$10,132.00**

Proposed Accomplishments

People (General) : 650

Actual Accomplishments

Number assisted:	Owner		Renter		Total		Person	
	Total	Hispanic	Total	Hispanic	Total	Hispanic	Total	Hispanic
White:	0	0	0	0	0	0	332	105
Black/African American:	0	0	0	0	0	0	86	4
Asian:	0	0	0	0	0	0	1	1
American Indian/Alaskan Native:	0	0	0	0	0	0	2	1
Native Hawaiian/Other Pacific Islander:	0	0	0	0	0	0	1	1
American Indian/Alaskan Native & White:	0	0	0	0	0	0	3	0
Asian White:	0	0	0	0	0	0	0	0
Black/African American & White:	0	0	0	0	0	0	8	8
American Indian/Alaskan Native & Black/African American:	0	0	0	0	0	0	1	0
Other multi-racial:	0	0	0	0	0	0	4	0
Asian/Pacific Islander:	0	0	0	0	0	0	0	0
Hispanic:	0	0	0	0	0	0	0	0
Total:	**0**	**0**	**0**	**0**	**0**	**0**	**438**	**120**
Female-headed Households:	0		0		0			

Income Category:	Owner	Renter	Total	Person
Extremely Low	0	0	0	438
Low Mod	0	0	0	0
Moderate	0	0	0	0
Non Low Moderate	0	0	0	0

Total	0	0	0	438
Percent Low/Mod				100.0%

Annual Accomplishments

Years	Accomplishment Narrative	# Benefitting
2014	Project Complete. CDBG funds were used to pay for costs associated with the operations of the Blythe Community Food Pantry. These costs include food supplies, electricity, water/sewer, pest control, phone, gas, supplies, and other direct program related expenses. With assistance from the CDBG program the pantry was able to provide lunch five days a week to homeless and low-income individuals for the purpose of creating a suitable living environment. Sponsor did not meet the original proposed number of clients to be served as CDBG funding allocated to the project was drawn three months prior to the end of the program year and enrollments for the months of April, May and June will not be reported as originally anticipated.	

PGM Year: 2014

Project: 0029 - 0.126-14 - Boys and Girls Clubs Teen Town Program

IDIS Activity: 5577 - 0.126-14 - Boys and Girls Clubs Teen Town Program

Status: Completed 5/8/2015 12:00:00 AM

Location: 1101 E George St Banning, CA 92220-5715

Objective: Create suitable living environments

Outcome: Availability/accessibility

Matrix Code: Youth Services (05D)

National Objective: LMC

Initial Funding Date: 10/21/2014

Description:

The Boys and Girls Club provides an after school Teen Town program that includes Skills Mastery and Resistance Training (SMART) for low-income youth in the community. Activities include character building, substance abuse prevention, health and nutrition program, and other related activities. CDBG funds will be used for staff salaries (direct cost), travel, and consumable supplies.

Financing

	Fund Type	Grant Year	Grant	Funded Amount	Drawn In Program Year	Drawn Thru Program Year
CDBG	EN	Pre-2015		$10,000.00	$0.00	$0.00
		2013	B13UC060506		$10,000.00	$10,000.00
Total	**Total**			**$10,000.00**	**$10,000.00**	**$10,000.00**

Proposed Accomplishments

People (General) : 23

Actual Accomplishments

Number assisted:	**Owner**		**Renter**		**Total**		**Person**	
	Total	Hispanic	Total	Hispanic	Total	Hispanic	Total	Hispanic
White:	0	0	0	0	0	0	13	12
Black/African American:	0	0	0	0	0	0	2	1
Asian:	0	0	0	0	0	0	0	0
American Indian/Alaskan Native:	0	0	0	0	0	0	0	0
Native Hawaiian/Other Pacific Islander:	0	0	0	0	0	0	1	1
American Indian/Alaskan Native & White:	0	0	0	0	0	0	0	0
Asian White:	0	0	0	0	0	0	1	0
Black/African American & White:	0	0	0	0	0	0	4	0
American Indian/Alaskan Native & Black/African American:	0	0	0	0	0	0	1	1
Other multi-racial:	0	0	0	0	0	0	1	0
Asian/Pacific Islander:	0	0	0	0	0	0	0	0
Hispanic:	0	0	0	0	0	0	0	0
Total:	**0**	**0**	**0**	**0**	**0**	**0**	**23**	**15**
Female-headed Households:	0		0		0			

Income Category:

	Owner	**Renter**	**Total**	**Person**
Extremely Low	0	0	0	14
Low Mod	0	0	0	9
Moderate	0	0	0	0

Non Low Moderate	0	0	0	0
Total	0	0	0	23
Percent Low/Mod				100.0%

Annual Accomplishments

Years	Accomplishment Narrative	# Benefitting
2014	23 low income youth received services at the Boys and Girls Club of San Gorgonio Pass Teen Town for the purpose of providing a suitable living environment. The club provided an after-school program allowing accessibility to a safe environment. The teen town program included health fitness program, nutrition, homework and tutoring assistance. Leverage was received from private foundations and other government funding.	

PGM Year: 2014

Project: 0030 - 0.123-14 - Women's Health Assistance Program

IDIS Activity: 5578 - 0.127-14 - Whiteside Manor's Transitional Housing for Dually Diagnosed

Status: Completed 6/24/2015 12:00:00 AM

Location: 8605 Janet Ave Riverside, CA 92503-9212

Objective: Create suitable living environments

Outcome: Availability/accessibility

Matrix Code: Operating Costs of Homeless/AIDS Patients Programs (03T)

National Objective: LMC

Initial Funding Date: 10/21/2014

Description:

Whiteside Manor provides a transitional living program and supportive services to homeless persons suffering from mental illness and substance abuse. CDBG funds will be used for staff salaries (direct cost), space cost, equipment, food, supplies, utilities, transportation, and maintenance costs.

Financing

	Fund Type	Grant Year	Grant	Funded Amount	Drawn In Program Year	Drawn Thru Program Year
CDBG	EN	Pre-2015		$39,814.57	$0.00	$0.00
		2012	B12UC060506		$8,020.82	$8,020.82
		2013	B13UC060506		$31,793.75	$31,793.75
Total	**Total**			**$39,814.57**	**$39,814.57**	**$39,814.57**

Proposed Accomplishments

People (General) : 48

Actual Accomplishments

Number assisted:	Owner		Renter		Total		Person	
	Total	Hispanic	Total	Hispanic	Total	Hispanic	Total	Hispanic
White:	0	0	0	0	0	0	38	5
Black/African American:	0	0	0	0	0	0	1	0
Asian:	0	0	0	0	0	0	0	0
American Indian/Alaskan Native:	0	0	0	0	0	0	2	1
Native Hawaiian/Other Pacific Islander:	0	0	0	0	0	0	1	0
American Indian/Alaskan Native & White:	0	0	0	0	0	0	0	0
Asian White:	0	0	0	0	0	0	1	0
Black/African American & White:	0	0	0	0	0	0	2	0
American Indian/Alaskan Native & Black/African American:	0	0	0	0	0	0	0	0
Other multi-racial:	0	0	0	0	0	0	2	0
Asian/Pacific Islander:	0	0	0	0	0	0	0	0
Hispanic:	0	0	0	0	0	0	0	0
Total:	**0**	**0**	**0**	**0**	**0**	**0**	**47**	**6**
Female-headed Households:	0		0		0			

Income Category:

	Owner	Renter	Total	Person

Extremely Low	0	0	0	47
Low Mod	0	0	0	0
Moderate	0	0	0	0
Non Low Moderate	0	0	0	0
Total	0	0	0	47
Percent Low/Mod				100.0%

Annual Accomplishments

Years	Accomplishment Narrative	# Benefitting
2014	6/12/15 reprog $19,814.57 from idis#5566 to cover additional operational costs, funding increased to $39,814.57. Project Complete. Whiteside manor provided family counseling services to 47 clients and their families for the purpose of availability of support services in the recovery from alcoholism and chemical dependency. Services included group family counseling by a licensed counselor to assist in the re-building of the family unit. CDBG funds were used to pay the cost of counselor salaries (direct costs). Leveraging was provided through EFSP funding.	

PGM Year: 2014

Project: 0031 - 0.128-14 - Community Impact Plans

IDIS Activity: 5579 - 0.128-14 - Community Impact Plans

Status:	Completed 6/23/2015 12:00:00 AM	Objective:	Create suitable living environments		
Location:	4080 Lemon St Countywide Riverside, CA 92501-3609	Outcome:	Sustainability		
		Matrix Code:	Code Enforcement (15)	National Objective:	LMA

Initial Funding Date: 10/21/2014

Description:

CDBG funds will be used by the County to conduct enhanced code enforcement activities in targeted unincorporated areas of the County. The purpose of code enforcement is to enhance public safety and the quality of life, through fair enforcement of laws and codes, in partnership with communities, as well as, private abd publically-funded improvements, rehabilitations, and other services. The CDBG funded code enforcement will target dangerous and substandard structures, zoning violations, and other health and safety issues. Eligible costs include the salaries, overhead, and related expenses of code enforcement officers and legal proceedings.

Financing

	Fund Type	Grant Year	Grant	Funded Amount	Drawn In Program Year	Drawn Thru Program Year
CDBG	EN	Pre-2015		$460,000.00	$0.00	$0.00
		2013	B13UC060506		$460,000.00	$460,000.00
Total	**Total**			**$460,000.00**	**$460,000.00**	**$460,000.00**

Proposed Accomplishments

People (General) : 34,845

Total Population in Service Area: 34,845

Census Tract Percent Low / Mod: 58.80

Annual Accomplishments

Years	Accomplishment Narrative	# Benefitting
2014	The project is 100% complete utilizing CDBG funds to administer Code Enforcement enhanced services. CDBG funds were used to cover costs incurred for the inspection and enforcement of code violations, which include salaries and related expenses of code enforcement officer to deter code violations in low-mod communities. Code officers delivered their skills and knowledge of prevention, education, and enforcement under eligible Community Impact Plan areas in Riverside County's Supervisorial District communities. Final reports demonstrate that as a result of this program, a total of 836 cases were opened; 796 Code cases were closed; 2,282 Inspections were completed; 229 Administrative Citations were issued; 480 Notice of Violations were issued, 85 Administrative Abatements completed, and 45 Proactive Operations were executed. The types of code violations reported include, but are not limited to: Accumulated Rubbish, Substandard Structures, Graffiti, Illegal Dumping, Excessive Animals; Unpermitted Fencing, Shipping Containers, Grading/Stockpiling, Illegal Land use or Occupancy, Substandard Mobile Homes, Occupies Recreational Vehicles, Construction without Permits, and Illegal posting of Signs. Proactive operations consist of addressing the following nuisances: Illegal Parking, Illegal Signs, Graffiti, Blight program, Unauthorized Yard-Sales, and Illegal Vending.	

PGM Year: 2014

Project: 0032 - 0.129-14 - Habitat for Humanity

IDIS Activity: 5580 - 0.129-14 - Habitat for Humanity

Status: Open

Location: 738 Euclid Ave Beaumont, CA 92223-5945

Objective: Provide decent affordable housing

Outcome: Availability/accessibility

Matrix Code: Rehab; Single-Unit Residential (14A)

National Objective: LMH

Initial Funding Date: 10/21/2014

Description:

Habitat for Humanity will provide preventative home maintenance and critical home repair services for low-income individuals residing within the City of Beaumont. The program will provide minor home repairs such as painting, landscaping, and fence repair and more critical projects will include AC installation, water heater, and roof repairs.

Financing

	Fund Type	Grant Year	Grant	Funded Amount	Drawn In Program Year	Drawn Thru Program Year
CDBG	EN	Pre-2015		$20,000.00	$0.00	$0.00
Total	**Total**			**$20,000.00**	**$0.00**	**$0.00**

Proposed Accomplishments

Housing Units : 10

Actual Accomplishments

Number assisted:	**Owner**		**Renter**		**Total**		**Person**	
	Total	Hispanic	Total	Hispanic	Total	Hispanic	Total	Hispanic
White:	0	0	0	0	0	0		0
Black/African American:	0	0	0	0	0	0	0	0
Asian:	0	0	0	0	0	0	0	0
American Indian/Alaskan Native:	0	0	0	0	0	0	0	0
Native Hawaiian/Other Pacific Islander:	0	0	0	0	0	0	0	0
American Indian/Alaskan Native & White:	0	0	0	0	0	0	0	0
Asian White:	0	0	0	0	0	0	0	0
Black/African American & White:	0	0	0	0	0	0	0	0
American Indian/Alaskan Native & Black/African American:	0	0	0	0	0	0	0	0
Other multi-racial:	0	0	0	0	0	0	0	0
Asian/Pacific Islander:	0	0	0	0	0	0	0	0
Hispanic:	0	0	0	0	0	0	0	0
Total:	**0**	**0**	**0**	**0**	**0**	**0**	**0**	**0**
Female-headed Households:	0		0		0			

Income Category:

	Owner	**Renter**	**Total**	**Person**
Extremely Low	0	0	0	0
Low Mod	0	0	0	0
Moderate	0	0	0	0
Non Low Moderate	0	0	0	0

Total	0	0	0	0
Percent Low/Mod				

Annual Accomplishments

Years	Accomplishment Narrative	# Benefitting
2014	The project is underway. The program provides preventative home maintenance and critical home repair services for low-income individuals residing within the City of Beaumont and Banning. CDBG funds will be used for minor home repairs such as painting, landscaping, fence repair, and minor roof repair. The organization provides sustainability for the purpose of providing decent affordable housing.	

PGM Year: 2014

Project: 0033 - 0.130-14 - Critical Home Maintenance & Repairs Program

IDIS Activity: 5581 - 0.130-14 - Critical Home Maintenance & Repairs Program

Status: Open

Location: 41615 Winchester Rd 1st, 3rd & 5th Districts Temecula, CA 92590-4882

Objective: Provide decent affordable housing

Outcome: Affordability

Matrix Code: Rehab; Single-Unit Residential (14A)

National Objective: LMH

Initial Funding Date: 10/21/2014

Description:

Habitat for Humanity will provide preventative home maintenance and critical home repair services for low-income individuals residing in the 1st, 3rd, and 5th districts. The program will provide minor home repairs such as painting, landscaping, and fence repair and more critical projects will include AC installation, water heater and roof repairs.

Financing

	Fund Type	Grant Year	Grant	Funded Amount	Drawn In Program Year	Drawn Thru Program Year
CDBG	EN	Pre-2015		$11,965.00	$0.00	$0.00
		2013	B13UC060506		$3,780.21	$3,780.21
Total	**Total**			**$11,965.00**	**$3,780.21**	**$3,780.21**

Proposed Accomplishments

Housing Units : 20

Actual Accomplishments

Number assisted:	**Owner**		**Renter**		**Total**		**Person**	
	Total	Hispanic	Total	Hispanic	Total	Hispanic	Total	Hispanic
White:	0	0	0	0	0	0		0
Black/African American:	0	0	0	0	0	0	0	0
Asian:	0	0	0	0	0	0	0	0
American Indian/Alaskan Native:	0	0	0	0	0	0	0	0
Native Hawaiian/Other Pacific Islander:	0	0	0	0	0	0	0	0
American Indian/Alaskan Native & White:	0	0	0	0	0	0	0	0
Asian White:	0	0	0	0	0	0	0	0
Black/African American & White:	0	0	0	0	0	0	0	0
American Indian/Alaskan Native & Black/African American:	0	0	0	0	0	0	0	0
Other multi-racial:	0	0	0	0	0	0	0	0
Asian/Pacific Islander:	0	0	0	0	0	0	0	0
Hispanic:	0	0	0	0	0	0	0	0
Total:	**0**	**0**	**0**	**0**	**0**	**0**	**0**	**0**
Female-headed Households:	0		0		0			

Income Category:

	Owner	**Renter**	**Total**	**Person**
Extremely Low	0	0	0	0
Low Mod	0	0	0	0
Moderate	0	0	0	0

Non Low Moderate	0	0	0	0
Total	0	0	0	0
Percent Low/Mod				

Annual Accomplishments

Years	Accomplishment Narrative	# Benefitting
2014	The project is underway. The program provided preventative home maintenance and critical home repair services for low-income individuals. CDBG funds were used for minor home repairs such as painting, landscaping, fence repair, and minor roof repair. The project created a suitable living environment.	

PGM Year: 2014

Project: 0034 - 1.68-14 - Mead Valley Community Services Program

IDIS Activity: 5582 - 1.68-14 - Mead Valley Community Services Program

Status: Completed 6/30/2015 12:00:00 AM

Location: 21091 Rider St Perris, CA 92570-8878

Objective: Create suitable living environments

Outcome: Availability/accessibility

Matrix Code: Public Services (General) (05)

National Objective: LMA

Initial Funding Date: 10/21/2014

Description:

The program offers recreational and academic activities, sports, computer development, and other community services to low-income families in the Mead Valley area. CDBG funds will be used for program expenses such as salaries (direct cost), program materials, and supplies.

Financing

	Fund Type	Grant Year	Grant	Funded Amount	Drawn In Program Year	Drawn Thru Program Year
CDBG	EN	Pre-2015		$103,901.85	$0.00	$0.00
		2013	B13UC060506		$103,901.85	$103,901.85
Total	**Total**			**$103,901.85**	**$103,901.85**	**$103,901.85**

Proposed Accomplishments

People (General) : 33,450

Total Population in Service Area: 33,450

Census Tract Percent Low / Mod: 53.60

Annual Accomplishments

Years	Accomplishment Narrative	# Benefitting
2014	2014 funding $10,000. 10/21/14 reprog $100,000 from idis#5557, funding increased to $110,000. 10/31/14 reprog $10,000 to idis#5566, funding reduced to $100,000. 4/14/15 reprog $10,000 for Senior Lounge custodial costs, from idis#5524, funding increased to $110,000. Year-end Cleanup 7/23/15 reprog $6,098.15 unused senior lounge custodial funds, funding reduced to $103,901.85. The center provided new access to services to 33,450 residents of the Mead Valley area. Services included recreational, academic, sports, computer and other community services.	

PGM Year: 2014

Project: 0035 - 1.69-14 - Lutheran Social Services Housing

IDIS Activity: 5583 - 1.69-14 - Lutheran Social Services Housing

Status: Completed 6/9/2015 12:00:00 AM

Location: 3772 Taft St 23310 Meyer Dr., Riverside CA 92518
Riverside, CA 92503-4238

Objective: Create suitable living environments

Outcome: Availability/accessibility

Matrix Code: Operating Costs of Homeless/AIDS

National Objective: LMC

Initial Funding Date: 10/21/2014

Description:

Lutheran Social Services has two facilities. The Permanent Supportive Housing program provides counseling, case management, job counseling, and financial planning services. CDBG funds will be used for staff (direct cost), office space cost, liability insurance, and office utility costs. The Transitional Living Program provides housing for homeless women and children, case management, job counseling, and financial planning services. CDBG funds will be used for space cost, utilities, and liability liability insurance, and consumable supplies.

Financing

	Fund Type	Grant Year	Grant	Funded Amount	Drawn In Program Year	Drawn Thru Program Year
CDBG	EN	Pre-2015		$10,000.00	$0.00	$0.00
		2013	B13UC060506		$10,000.00	$10,000.00
Total	**Total**			**$10,000.00**	**$10,000.00**	**$10,000.00**

Proposed Accomplishments

People (General) : 27

Actual Accomplishments

Number assisted:	**Owner**		**Renter**		**Total**		**Person**	
	Total	Hispanic	Total	Hispanic	Total	Hispanic	Total	Hispanic
White:	0	0	0	0	0	0	11	0
Black/African American:	0	0	0	0	0	0	3	0
Asian:	0	0	0	0	0	0	0	0
American Indian/Alaskan Native:	0	0	0	0	0	0	0	0
Native Hawaiian/Other Pacific Islander:	0	0	0	0	0	0	0	0
American Indian/Alaskan Native & White:	0	0	0	0	0	0	0	0
Asian White:	0	0	0	0	0	0	0	0
Black/African American & White:	0	0	0	0	0	0	0	0
American Indian/Alaskan Native & Black/African American:	0	0	0	0	0	0	0	0
Other multi-racial:	0	0	0	0	0	0	0	0
Asian/Pacific Islander:	0	0	0	0	0	0	0	0
Hispanic:	0	0	0	0	0	0	0	0
Total:	**0**	**0**	**0**	**0**	**0**	**0**	**14**	**0**
Female-headed Households:	0		0		0			

Income Category:

	Owner	**Renter**	**Total**	**Person**
Extremely Low	0	0	0	14
Low Mod	0	0	0	0
Moderate	0	0	0	0
Non Low Moderate	0	0	0	0
Total	0	0	0	14
Percent Low/Mod				100.0%

Annual Accomplishments

Years	**Accomplishment Narrative**	**# Benefitting**
2014	Project complete, 14 low-income clients received job and personal counseling, financial planning, and case management at the Permanent Supportive Housing operated by Lutheran Social Services. The transitional housing facility closed which caused the difference in the proposed to actual served. CDBG funding was able to be utilized for additional services needed by clients living in the permanent supportive housing program. Leverage funding was received from private donations, fees, local and other federal resources.	

PGM Year: 2014

Project: 0036 - 1.70-14 - Lakeland Village Facility Project

IDIS Activity: 5584 - 1.70-14 - Lakeland Village Facility Project

Status:	Completed 4/9/2015 12:00:00 AM	Objective:	Create suitable living environments		
Location:	3403 10th St TBD Riverside, CA 92501-3670	Outcome:	Sustainability		
		Matrix Code:	Public Facilities and Improvement (General) (03)	National Objective:	LMA

Initial Funding Date: 10/21/2014

Description:

The County of Riverside, EDA will acquire property in Lakeland Village to convert into a community center for the purpose of providing a centralized place for low-income community residents to receive services. CDBG funds will be used for acquisition and renovations.

Financing

	Fund Type	Grant Year	Grant	Funded Amount	Drawn In Program Year	Drawn Thru Program Year
CDBG	EN	Pre-2015		$458,237.00	$0.00	$0.00
		2013	B13UC060506		$458,237.00	$458,237.00
Total	**Total**			**$458,237.00**	**$458,237.00**	**$458,237.00**

Proposed Accomplishments

People (General) : 20,145

Total Population in Service Area: 20,145

Census Tract Percent Low / Mod: 57.80

Annual Accomplishments

Years	Accomplishment Narrative	# Benefitting
2014	The county of Riverside, Real Property Division, conducted the purchase of the property in Lakeland Village to convert into a community center for the purpose of providing a centralized place for low-income community residents to receive services. CDBG funding were used for acquisition of the former Butterfield Elementary School.	

PGM Year: 2014

Project: 0014 - 9.123-14 - Neighborhood Enhancement Program

IDIS Activity: 5585 - 9.123-14 - Neighborhood Enhancement Program

Status:	Completed 6/30/2015 12:00:00 AM	Objective:	Create suitable living environments		
Location:	3403 10th St Countywide Riverside, CA 92501-3670	Outcome:	Sustainability		
		Matrix Code:	Interim Assistance (06)	National Objective:	LMA

Initial Funding Date: 10/21/2014

Description:

The program will provide comprehensive Special Neighborhood Clean-up Campaigns second phase in targeted low-income areas that exhibit determinable signs of physical deterioration. The Community Improvement Program (CIP) will use CDBG funds to remove vacant unpermitted mobile homes and structures, and other health and safety issues.

Financing

	Fund Type	Grant Year	Grant	Funded Amount	Drawn In Program Year	Drawn Thru Program Year
CDBG	EN	Pre-2015		$528,101.27	$0.00	$0.00
		2012	B12UC060506		$96,405.24	$96,405.24
		2013	B13UC060506		$431,696.03	$431,696.03
	PI	Pre-2015		$3,195.08	$0.00	$0.00
		2014	B14UC060506		$3,195.08	$3,195.08
Total	**Total**			**$531,296.35**	**$531,296.35**	**$531,296.35**

Proposed Accomplishments

People (General) : 34,845

Total Population in Service Area: 34,845

Census Tract Percent Low / Mod: 58.80

Annual Accomplishments

Years	Accomplishment Narrative	# Benefitting
2014	2014 funding $100,000. 11/6/14 reprog $100,000 from idis#5564, funding increased to $200,000. 12/8/14 increase PI/decrease EN, funding remains the same. 1/6/15 increase PI/decrease EN, funding remains the same at $200,000. 1/13/15 reprog $100,000 from idis#5565, funding increased to $300,000. 2/4/15 reprog $40,159.14 from idis#5522, funding increased to $340,159.14. 3/17/15 reprog $300,000 ($150,000 from idis#5565 & $150,000 from idis#5566), funding increased to $640,159.14. 6/10/15 receipted PI- increase $294.55 PI funding and decrease EN $294.55, funding remains the same. Community Development Block Grant (CDBG) funds were used to conduct Neighborhood Enhancement activities and programs including community beautification projects, community group-coordinated cleanup events, as well as adult and youth illegal dump-sites cleanup days, all of which are part of a comprehensive cleanup effort in low-income Riverside County communities. Activities and events were successfully completed in all five supervisorial districts with a total of 101 properties assisted, 12 Youth Force events, and 2 Neighborhood Enhancement events completed for Fiscal Year 2014-2015.Year-end cleanup reprog $108,862.79 unused funds to idis#5564 (9.125-14)funding reduced to $531,296.35.	

PGM Year: 2014

Project: 0015 - 9.124-14 - Neighborhood Enhancement Program

IDIS Activity: 5586 - 9.124-14 - Neighborhood Enhancement Program

Status:	Completed 6/30/2015 12:00:00 AM	Objective:	Create suitable living environments		
Location:	3403 10th St Countywide Riverside, CA 92501-3670	Outcome:	Sustainability		
		Matrix Code:	Public Services (General) (05)	National Objective:	LMA

Initial Funding Date: 10/21/2014

Description:

The Neighborhood Enhancement Program works with residents, government agencies, non-profit organizations, and for-profit businesses to provide educational materials and resources for: community cleanups, Spanish English workshops, school assemblies, and community information fairs. CDBG funds will be used for direct costs associated with providing information on health and safety ordinances, job training, childcare, emergency assistance, and foreclosure prevention.

Financing

	Fund Type	Grant Year	Grant	Funded Amount	Drawn In Program Year	Drawn Thru Program Year
CDBG	EN	Pre-2015		$25,389.53	$0.00	$0.00
		2012	B12UC060506		$66.53	$66.53
		2013	B13UC060506		$25,323.00	$25,323.00
Total	**Total**			**$25,389.53**	**$25,389.53**	**$25,389.53**

Proposed Accomplishments

People (General) : 34,845

Total Population in Service Area: 34,845

Census Tract Percent Low / Mod: 58.80

Annual Accomplishments

Years	Accomplishment Narrative	# Benefitting
2014	2014 funding $25,000. 6/22/15 reprog $389.53 from idis#5566, funding increased to $25,389.53. 7/28/15 year-end cleanup, reprog $2,000 from idis#5564, funding increased to $27,389.53. Project complete. Community Development Block Grant (CDBG) funds were used to conduct Neighborhood Enhancement activities and programs including, community group-coordinated cleanup events, as well as adult and youth illegal dump-sites cleanup days, all of which are part of a comprehensive cleanup effort in low-income Riverside County communities. Funds were used for supplies, event outreach materials, and waste collection and hauling equipment. Activities and events were successfully completed in three county supervisorial districts with a total of 12 Youth Force events, and 2 Neighborhood Enhancement events, completed for Fiscal Year 2014-2015.	

PGM Year: 2014

Project: 0037 - 1.CL.02-14 - Home Repair Program

IDIS Activity: 5587 - 1.CL.02-14 - Home Repair Program

Status: Open

Location: 31516 Railroad Canyon Rd Various locations TBD Canyon Lake, CA 92587-9400

Objective: Provide decent affordable housing

Outcome: Availability/accessibility

Matrix Code: Rehab; Single-Unit Residential (14A)

National Objective: LMH

Initial Funding Date: 10/21/2014

Description:

Funding will be used for staffing, administration, and direct program costs of the Home Rehabilitation Program (HRP). The HRP provides grants to seniors, handicapped individuals, and low-income households for home improvements to owner and tenant-occupied residential properties.

Financing

	Fund Type	Grant Year	Grant	Funded Amount	Drawn In Program Year	Drawn Thru Program Year
CDBG	EN	Pre-2015		$55,652.00	$0.00	$0.00
		2013	B13UC060506		$25,293.00	$25,293.00
Total	**Total**			**$55,652.00**	**$25,293.00**	**$25,293.00**

Proposed Accomplishments

Housing Units : 6

Actual Accomplishments

Number assisted:	Owner		Renter		Total		Person	
	Total	Hispanic	Total	Hispanic	Total	Hispanic	Total	Hispanic
White:	3	0	0	0	3	0	0	0
Black/African American:	0	0	0	0	0	0	0	0
Asian:	0	0	0	0	0	0	0	0
American Indian/Alaskan Native:	0	0	0	0	0	0	0	0
Native Hawaiian/Other Pacific Islander:	0	0	0	0	0	0	0	0
American Indian/Alaskan Native & White:	0	0	0	0	0	0	0	0
Asian White:	0	0	0	0	0	0	0	0
Black/African American & White:	0	0	0	0	0	0	0	0
American Indian/Alaskan Native & Black/African American:	0	0	0	0	0	0	0	0
Other multi-racial:	0	0	0	0	0	0	0	0
Asian/Pacific Islander:	0	0	0	0	0	0	0	0
Hispanic:	0	0	0	0	0	0	0	0
Total:	**3**	**0**	**0**	**0**	**3**	**0**	**0**	**0**
Female-headed Households:	2		0		2			

Income Category:

	Owner	Renter	Total	Person
Extremely Low	0	0	0	0
Low Mod	3	0	3	0
Moderate	0	0	0	0
Non Low Moderate	0	0	0	0

Total	3	0	3	0
Percent Low/Mod	100.0%		100.0%	

Annual Accomplishments

Years	Accomplishment Narrative	# Benefitting
2014	Project underway. The City of Canyon Lake provided housing repair to 3 residents for the purpose of creating a suitable living environment. The City along with NHSIE, continue to continue providing assistance to low-income residents with home repairs including replacing windows, landscape, and weatherization. Continued review of applications is underway to provide assistance to additional residents. No leverage funding was utilized The City of Canyon Lake will utilize the Neighborhood Housing Services of the Inland Empire to provide home repair assistance to low-income residents in Canyon Lake.7/24/15 reprog $5,681 from idis#5523, funding increased to $25,293. 7/27/15 reprog $30,359 from idis#5523, funding increased to $55,652.	

PGM Year: 2014

Project: 0038 - 1.LE.36-14 - City of Lake Elsinore Sidewalk Improvements

IDIS Activity: 5588 - 1.LE.36-14 - City of Lake Elsinore Sidewalk Improvements

Status: Open

Location: 130 S Main St Refer to description for locations Lake Elsinore, CA 92530-4109

Objective: Create suitable living environments

Outcome: Availability/accessibility

Matrix Code: Sidewalks (03L)

National Objective: LMA

Initial Funding Date: 10/21/2014

Description:

The City of Lake Elsinore will use CDBG funds for street improvements along Sumner Avenue and Heald Avenue on Campus Way, Silver Street, and Lindsey Street, Lakeshore Drive, and Short Street to construct sidewalks, improve pedestrian safety, and ADA accessibility. CDBG funds will be used for architectural and engineering design, staff salaries (direct cost), and construction.

Financing

	Fund Type	Grant Year	Grant	Funded Amount	Drawn In Program Year	Drawn Thru Program Year
CDBG	EN	Pre-2015		$174,720.69	$0.00	$0.00
Total	**Total**			**$174,720.69**	**$0.00**	**$0.00**

Proposed Accomplishments

People (General) : 10,480

Total Population in Service Area: 10,480

Census Tract Percent Low / Mod: 65.00

Annual Accomplishments

Years	Accomplishment Narrative	# Benefitting
2014	2/4/15 reprog $5,250 from idis#5592, funding increased to $176,300. 6/2/15 reprog $1,579.31 to idis#5589, funding reduced to $174,720.69. Project underway. The City of Lake Elsinore will construct sidewalk improvements on Campus Way, Silver Street, and Lindsey Street, between Sumner Ave and Heald Avenue, Lakeshore Street and Short Street to construct sidewalks and to improve pedestrian safety and ADA accessibility. CDBG funds will be used for architectural and engineering design, and construction. No leveraging will be utilized for this project. Project is currently in planning phase and will begin within the next 6 months.	

PGM Year: 2014

Project: 0039 - 1.LE.37-14 - City of Lake Elsinore Code Enforcement

IDIS Activity: 5589 - 1.LE.37-14 - City of Lake Elsinore Code Enforcement

Status:	Completed 6/22/2015 12:00:00 AM	Objective:	Create suitable living environments		
Location:	130 S Main St Citywide Lake Elsinore, CA 92530-4109	Outcome:	Sustainability		
		Matrix Code:	Code Enforcement (15)	National Objective:	LMA

Initial Funding Date: 10/21/2014

Description:

CDBG funds will be used by the City to conduct enhanced code enforcement activities in targeted unincorporated areas of the County. The purpose of code enforcement is to enhance public safety and the quality of life, through fair enforcement of laws and codes, in partnership with communities, as well as, private and publically-funded improvements, rehabilitation, and other services. The CDBG funded code enforcement will target dangerous and substandard structures, zoning violations, and other health and safety issues. Eligible costs include the salaries, overhead, and related expenses of code enforcement officers.

Financing

	Fund Type	Grant Year	Grant	Funded Amount	Drawn In Program Year	Drawn Thru Program Year
CDBG	EN	Pre-2015		$114,194.19	$0.00	$0.00
		2013	B13UC060506		$114,194.19	$114,194.19
Total	**Total**			**$114,194.19**	**$114,194.19**	**$114,194.19**

Proposed Accomplishments

People (General) : 18,180

Total Population in Service Area: 18,180

Census Tract Percent Low / Mod: 66.10

Annual Accomplishments

Years	Accomplishment Narrative	# Benefitting
2014	6/2/15 reprog $12,869.19 ($6,289.88 from idis#5590, $5,000 from idis#5591, $1,579.31 from idis#5588),funding increased to $114,194.19. The City of Lake Elsinore accomplished addressing code violations for the purpose of creating a suitable living environment in the low income community. Code Enforcement Officers investigated 70 violations and field inspections. 1149 violations were identified which included, foreclosed home, inoperable vehicles, substandard structures, excessive weeds on private property, graffiti, parking on lawns, and vehicles blocking sidewalks. Letters were sent to residents to correct violations along with community clean-ups. 534 issues were closed and 175 remain open for further follow up and compliance to accomplish the goal of creating a suitable living environment. Leverage funding was received from Waste Management and Riverside County AVA.	

PGM Year: 2014

Project: 0040 - 1.LE.38-14 - CDBG Administrative Cost-Lake Elsinore

IDIS Activity: 5590 - 1.LE.38-14 - CDBG Administrative Cost-Lake Elsinore

Status: Completed 6/2/2015 12:00:00 AM

Location: ,

Objective:

Outcome:

Matrix Code: General Program Administration (21A)

National Objective:

Initial Funding Date: 10/21/2014

Description:

The City of Lake Elsinore (a Metro City) will use CDBG funds for general program administration activities. Activities include preparing budgets, schedules, reports, and monitoring program activities. CDBG funds will be used for staff salaries (direct cost).

Financing

	Fund Type	Grant Year	Grant	Funded Amount	Drawn In Program Year	Drawn Thru Program Year
CDBG	EN	Pre-2015		$3,710.12	$0.00	$0.00
		2013	B13UC060506		$3,710.12	$3,710.12
Total	**Total**			**$3,710.12**	**$3,710.12**	**$3,710.12**

Proposed Accomplishments

Actual Accomplishments

Number assisted:	Owner		Renter		Total		Person	
	Total	Hispanic	Total	Hispanic	Total	Hispanic	Total	Hispanic
White:					0	0		
Black/African American:					0	0		
Asian:					0	0		
American Indian/Alaskan Native:					0	0		
Native Hawaiian/Other Pacific Islander:					0	0		
American Indian/Alaskan Native & White:					0	0		
Asian White:					0	0		
Black/African American & White:					0	0		
American Indian/Alaskan Native & Black/African American:					0	0		
Other multi-racial:					0	0		
Asian/Pacific Islander:					0	0		
Hispanic:					0	0		
Total:	**0**	**0**	**0**	**0**	**0**	**0**	**0**	**0**

Female-headed Households: 0

Income Category:	Owner	Renter	Total	Person
Extremely Low			0	
Low Mod			0	
Moderate			0	
Non Low Moderate			0	
Total	0	0	0	0

Percent Low/Mod

Annual Accomplishments

No data returned for this view. This might be because the applied filter excludes all data.

PGM Year: 2014

Project: 0041 - 1.LE.39-14 - STUDIO 395, Foundation Program

IDIS Activity: 5591 - 1.LE.39-14 - STUDIO 395, Foundation Program

Status: Canceled 6/2/2015 12:00:00 AM

Location: 29364 Gunder Ave Lake Elsinore, CA 92530-4847

Objective: Create suitable living environments

Outcome: Availability/accessibility

Matrix Code: Public Services (General) (05)

National Objective: LMC

Initial Funding Date: 10/21/2014

Description:

STUDIO 395 Foundation, Inc., provides exposure to the arts and creative expression to the community by conducting lectures on how individuals can market their art. education through art. CDBG funds will be used for staff salaries (direct cost) and consumable supplies.

Financing

No data returned for this view. This might be because the applied filter excludes all data.

Proposed Accomplishments

People (General) : 100

Actual Accomplishments

Number assisted:	Owner		Renter		Total		Person	
	Total	Hispanic	Total	Hispanic	Total	Hispanic	Total	Hispanic
White:	0	0	0	0	0	0		0
Black/African American:	0	0	0	0	0	0	0	0
Asian:	0	0	0	0	0	0	0	0
American Indian/Alaskan Native:	0	0	0	0	0	0	0	0
Native Hawaiian/Other Pacific Islander:	0	0	0	0	0	0	0	0
American Indian/Alaskan Native & White:	0	0	0	0	0	0	0	0
Asian White:	0	0	0	0	0	0	0	0
Black/African American & White:	0	0	0	0	0	0	0	0
American Indian/Alaskan Native & Black/African American:	0	0	0	0	0	0	0	0
Other multi-racial:	0	0	0	0	0	0	0	0
Asian/Pacific Islander:	0	0	0	0	0	0	0	0
Hispanic:	0	0	0	0	0	0	0	0
Total:	**0**	**0**	**0**	**0**	**0**	**0**	**0**	**0**
Female-headed Households:	0		0		0			

Income Category:

	Owner	Renter	Total	Person
Extremely Low	0	0	0	0
Low Mod	0	0	0	0
Moderate	0	0	0	0
Non Low Moderate	0	0	0	0
Total	0	0	0	0
Percent Low/Mod				

Annual Accomplishments

Years	Accomplishment Narrative	# Benefitting
2014	Project canceled. Subrecipient was unable to meet national objective. 6/2/15 reprog $5,000 to idis#5589, funding reduced to $0.	

PGM Year:	2014
Project:	0042 - 1.LE.40-14 - Cops for Kids Emergency Assistance Program
IDIS Activity:	5592 - 1.LE.40-14 - Cops for Kids Emergency Assistance Program

Status:	Canceled 2/4/2015 12:00:00 AM	Objective:	Create suitable living environments		
Location:	130 S Main St 333 W Limited St Lake Elsinore, CA 92530-4109	Outcome:	Sustainability		
		Matrix Code:	Operating Costs of Homeless/AIDS Patients Programs (03T)	National Objective:	LMC

Initial Funding Date: 10/21/2014

Description:

Cops for Kids, Inc., in partnership with the Lake Elsinore Sheriff's station, provides emergency services such as motel vouchers, bus passes, and food to eligible individuals and families for a 3-day period. CDBG funds will be used for motel vouchers, bus passes, food, and consumable supplies for homeless individuals.

Financing

No data returned for this view. This might be because the applied filter excludes all data.

Proposed Accomplishments

People (General) : 100

Actual Accomplishments

Number assisted:	Owner		Renter		Total		Person	
	Total	Hispanic	Total	Hispanic	Total	Hispanic	Total	Hispanic
White:	0	0	0	0	0	0		0
Black/African American:	0	0	0	0	0	0	0	0
Asian:	0	0	0	0	0	0	0	0
American Indian/Alaskan Native:	0	0	0	0	0	0	0	0
Native Hawaiian/Other Pacific Islander:	0	0	0	0	0	0	0	0
American Indian/Alaskan Native & White:	0	0	0	0	0	0	0	0
Asian White:	0	0	0	0	0	0	0	0
Black/African American & White:	0	0	0	0	0	0	0	0
American Indian/Alaskan Native & Black/African American:	0	0	0	0	0	0	0	0
Other multi-racial:	0	0	0	0	0	0	0	0
Asian/Pacific Islander:	0	0	0	0	0	0	0	0
Hispanic:	0	0	0	0	0	0	0	0
Total:	**0**	**0**	**0**	**0**	**0**	**0**	**0**	**0**
Female-headed Households:	0		0		0			

Income Category:

	Owner	Renter	Total	Person
Extremely Low	0	0	0	0
Low Mod	0	0	0	0
Moderate	0	0	0	0
Non Low Moderate	0	0	0	0
Total	0	0	0	0
Percent Low/Mod				

Annual Accomplishments

Years	Accomplishment Narrative	# Benefitting
2014	Project cancelled per City request. City unable to carry out project. 2/4/15 reprog $5,250 to idis#5588, funding reduced to $0.	

PGM Year: 2014

Project: 0043 - 1.LE.41-14 - Boys & Girls Clubs of Southwest County

IDIS Activity: 5593 - 1.LE.41-14 - Boys & Girls Clubs of Southwest County

Status: Completed 6/9/2015 12:00:00 AM

Location: 3711 Nichols Rd Lake Elsinore, CA 92530-1616

Objective: Create suitable living environments

Outcome: Affordability

Matrix Code: Public Services (General) (05)

National Objective: LMC

Initial Funding Date: 10/21/2014

Description:

The Boys & Girls Club of Southwest County provides a before after school academic Enrichment and Transportation program. Activities include tutoring service, cooking, geography, sports, computer skills, and art. CDBG funds will be used for supplies, and scholarships to low-income clients.

Financing

	Fund Type	Grant Year	Grant	Funded Amount	Drawn In Program Year	Drawn Thru Program Year
CDBG	EN	Pre-2015		$2,503.66	$0.00	$0.00
		2013	B13UC060506		$2,503.66	$2,503.66
	PI	Pre-2015		$4,996.34	$0.00	$0.00
		2014	B14UC060506		$4,996.34	$4,996.34
Total	**Total**			**$7,500.00**	**$7,500.00**	**$7,500.00**

Proposed Accomplishments

People (General) : 13

Actual Accomplishments

Number assisted:	Owner		Renter		Total		Person	
	Total	Hispanic	Total	Hispanic	Total	Hispanic	Total	Hispanic
White:	0	0	0	0	0	0	10	3
Black/African American:	0	0	0	0	0	0	2	1
Asian:	0	0	0	0	0	0	1	1
American Indian/Alaskan Native:	0	0	0	0	0	0	0	0
Native Hawaiian/Other Pacific Islander:	0	0	0	0	0	0	0	0
American Indian/Alaskan Native & White:	0	0	0	0	0	0	0	0
Asian White:	0	0	0	0	0	0	0	0
Black/African American & White:	0	0	0	0	0	0	0	0
American Indian/Alaskan Native & Black/African American:	0	0	0	0	0	0	0	0
Other multi-racial:	0	0	0	0	0	0	0	0
Asian/Pacific Islander:	0	0	0	0	0	0	0	0
Hispanic:	0	0	0	0	0	0	0	0
Total:	**0**	**0**	**0**	**0**	**0**	**0**	**13**	**5**
Female-headed Households:	0		0		0			

Income Category:

	Owner	Renter	Total	Person
Extremely Low	0	0	0	4

Low Mod	0	0	0	9
Moderate	0	0	0	0
Non Low Moderate	0	0	0	0
Total	0	0	0	13
Percent Low/Mod				100.0%

Annual Accomplishments

Years	Accomplishment Narrative	# Benefitting
2014	5/6/15 increase PI/decrease EN $4,996.34, funding remains unchanged at $7,500.The Boys and Girls Club of Southwest County provided recreation services to 13 children in the before and after school program located at the Nicholas Road Facility for the purpose of providing a suitable living environment. Services included transportation to and from facility, tutoring service, computer skills, and art. Matching funding was leveraged with private funding. Reason for discrepancy: 70 was the original total number of clients to be served in the program, but 13 were served with the $7,500 CDBG funding for scholarships to help with the cost of the program fees. Proposed number to serve was revised to 13.	

PGM Year: 2014

Project: 0044 - 1.LE.42-14 - CDBG Administrative Costs-EDA

IDIS Activity: 5594 - 1.LE.42-14 - CDBG Administrative Costs-EDA

Status: Open

Location: ,

Objective:

Outcome:

Matrix Code: General Program Administration (21A)

National Objective:

Initial Funding Date: 10/21/2014

Description:

The City of Lake Elsinore will allocate funds to the County to provide program management, coordination, monitoring, and evaluation of the City's CDBG Program.

Financing

	Fund Type	Grant Year	Grant	Funded Amount	Drawn In Program Year	Drawn Thru Program Year
CDBG	EN	Pre-2015		$46,418.00	$0.00	$0.00
Total	**Total**			**$46,418.00**	**$0.00**	**$0.00**

Proposed Accomplishments

Actual Accomplishments

Number assisted:	**Owner**		**Renter**		**Total**		**Person**	
	Total	Hispanic	Total	Hispanic	Total	Hispanic	Total	Hispanic
White:					0	0		
Black/African American:					0	0		
Asian:					0	0		
American Indian/Alaskan Native:					0	0		
Native Hawaiian/Other Pacific Islander:					0	0		
American Indian/Alaskan Native & White:					0	0		
Asian White:					0	0		
Black/African American & White:					0	0		
American Indian/Alaskan Native & Black/African American:					0	0		
Other multi-racial:					0	0		
Asian/Pacific Islander:					0	0		
Hispanic:					0	0		
Total:	**0**	**0**	**0**	**0**	**0**	**0**	**0**	**0**

Female-headed Households: 0

Income Category:

	Owner	**Renter**	**Total**	**Person**
Extremely Low			0	
Low Mod			0	
Moderate			0	
Non Low Moderate			0	
Total	0	0	0	0
Percent Low/Mod				

Annual Accomplishments

No data returned for this view. This might be because the applied filter excludes all data.

PGM Year: 2014

Project: 0045 - 1.WD.07-14 - City of Wildomar Gateway Park Project

IDIS Activity: 5595 - 1.WD.07-14 - City of Wildomar Gateway Park Project

Status:	Open	Objective:	Create suitable living environments		
Location:	23873 Clinton Keith Rd Malaga Rd/Mission Trail Wildomar, CA 92595-9735	Outcome:	Sustainability		
		Matrix Code:	Parks, Recreational Facilities (03F)	National Objective:	LMA

Initial Funding Date: 10/21/2014

Description:

The city of Wildomar will convert two vacant parcels at the entry of the city into a park. The project will include landscaping, irrigation system, walkway pavers, granite path, and a monument sign at the entry. CDBG funds will be used for staff salaries (direct cost), design and construction cost.

Financing

	Fund Type	Grant Year	Grant	Funded Amount	Drawn In Program Year	Drawn Thru Program Year
CDBG	EN	Pre-2015		$114,387.50	$0.00	$0.00
Total	**Total**			**$114,387.50**	**$0.00**	**$0.00**

Proposed Accomplishments

Public Facilities : 1

Total Population in Service Area: 1,235

Census Tract Percent Low / Mod: 74.10

Annual Accomplishments

Years	Accomplishment Narrative	# Benefitting
2014	6/30/15 per city request, reprog $582.50 from idis#5596, funding increased to $114,387.50.Project underway. The City of Wildomar will convert two vacant parcels at the entry of the city into a park. The project will include landscaping, irrigation system, walkway pavers, granite path, and a monument sign at the entry. No leveraging of funds will be utilized for this project other than CDBG. The park will provide a recreation area for low-income residents in the area. The project is currently in the design phase.	

PGM Year: 2014

Project: 0046 - 1.WD.08-14 - City of Wildomar Code Enforcement

IDIS Activity: 5596 - 1.WD.08-14 - City of Wildomar Code Enforcement

Status:	Completed 6/30/2015 12:00:00 AM	Objective:	Create suitable living environments		
Location:	23873 Clinton Keith Rd Citywide Wildomar, CA 92595-9735	Outcome:	Sustainability		
		Matrix Code:	Code Enforcement (15)	National Objective:	LMA

Initial Funding Date: 10/21/2014

Description:

CDBG funds will be used by the City of Wildomar to conduct enhanced code enforcement activities in targeted areas of the City. The purpose of code enforcement is to enhance public safety and the quality of life, through fair enforcement of laws and codes, in partnership with communities, as well as, private and publically-funded improvements, rehabilitation, and other services. The CDBG funded code enforcement will target dangerous and substandard structures, zoning violations, and other health and safety issues. Eligible costs include the salaries, overhead, and related expenses of code enforcement officers.

Financing

	Fund Type	Grant Year	Grant	Funded Amount	Drawn In Program Year	Drawn Thru Program Year
CDBG	EN	Pre-2015		$2,479.50	$0.00	$0.00
		2013	B13UC060506		$2,479.50	$2,479.50
Total	**Total**			**$2,479.50**	**$2,479.50**	**$2,479.50**

Proposed Accomplishments

People (General) : 6,410

Total Population in Service Area: 6,410

Census Tract Percent Low / Mod: 52.70

Annual Accomplishments

Years	Accomplishment Narrative	# Benefitting
2014	The City of Wildomar Code Enforcement provided 45.5 hours of code enforcement service to low-income areas. Code Enforcement issued 67 violations for public nuisance, graffiti, accumulated rubbish, substandard buildings, parking violations and weeds from February 2015 to April 2015 for the purpose of creating a suitable living environment. There was no leverage funding. 6/30/15 per city request reprog $582.50 to idis#5595, funding reduced to $2,479.50.	

PGM Year: 2014

Project: 0047 - 2.59-14- Teen Center Scholarship Program

IDIS Activity: 5597 - 2.59-14- Teen Center Scholarship Program

Status: Completed 6/9/2015 12:00:00 AM

Location: 3785 S Neece St Corona, CA 92879-2063

Objective: Create suitable living environments

Outcome: Affordability

Matrix Code: Youth Services (05D)

National Objective: LMC

Initial Funding Date: 10/21/2014

Description:

The Home Gardens Community Center provides an after-school teen program that includes a computer lab, tutoring, and other activities. CDBG funds will be used to provide financial "scholarships" to eligible youth participating in the program.

Financing

	Fund Type	Grant Year	Grant	Funded Amount	Drawn In Program Year	Drawn Thru Program Year
CDBG	EN	Pre-2015		$5,000.00	$0.00	$0.00
		2013	B13UC060506		$5,000.00	$5,000.00
Total	**Total**			**$5,000.00**	**$5,000.00**	**$5,000.00**

Proposed Accomplishments

People (General) : 30

Actual Accomplishments

Number assisted:	Owner		Renter		Total		Person	
	Total	Hispanic	Total	Hispanic	Total	Hispanic	Total	Hispanic
White:	0	0	0	0	0	0	20	0
Black/African American:	0	0	0	0	0	0	3	0
Asian:	0	0	0	0	0	0	5	0
American Indian/Alaskan Native:	0	0	0	0	0	0	3	0
Native Hawaiian/Other Pacific Islander:	0	0	0	0	0	0	0	0
American Indian/Alaskan Native & White:	0	0	0	0	0	0	0	0
Asian White:	0	0	0	0	0	0	0	0
Black/African American & White:	0	0	0	0	0	0	0	0
American Indian/Alaskan Native & Black/African American:	0	0	0	0	0	0	0	0
Other multi-racial:	0	0	0	0	0	0	0	0
Asian/Pacific Islander:	0	0	0	0	0	0	0	0
Hispanic:	0	0	0	0	0	0	0	0
Total:	**0**	**0**	**0**	**0**	**0**	**0**	**31**	**0**
Female-headed Households:	0		0		0			

Income Category:

	Owner	Renter	Total	Person
Extremely Low	0	0	0	23
Low Mod	0	0	0	5

Moderate	0	0	0	0
Non Low Moderate	0	0	0	3
Total	0	0	0	31
Percent Low/Mod				90.3%

Annual Accomplishments

Years	Accomplishment Narrative	# Benefitting
2014	The teen scholarship program provided 31 youth with scholarships and access to the Home Gardens Community Center which provides an after school teen program that includes a computer lab, tutoring, and other activities.	

PGM Year: 2014

Project: 0048 - 2.60-14 - S.P.A.R. Program

IDIS Activity: 5598 - 2.60-14 - S.P.A.R. Program

Status: Completed 6/30/2015 12:00:00 AM

Location: 5626 Mission Blvd Jurupa Valley, CA 92509-4401

Objective: Create suitable living environments

Outcome: Affordability

Matrix Code: Youth Services (05D)

National Objective: LMC

Initial Funding Date: 10/21/2014

Description:

The program will provide an outreach program to eligible youth to train in amateur boxing. The program offers students an alternative to gangs and drugs. CDBG funds will be used to provide "scholarships" to eligible youth.

Financing

	Fund Type	Grant Year	Grant	Funded Amount	Drawn In Program Year	Drawn Thru Program Year
CDBG	EN	Pre-2015		$7,436.00	$0.00	$0.00
		2013	B13UC060506		$7,436.00	$7,436.00
Total	**Total**			**$7,436.00**	**$7,436.00**	**$7,436.00**

Proposed Accomplishments

People (General) : 50

Actual Accomplishments

Number assisted:	Owner		Renter		Total		Person	
	Total	Hispanic	Total	Hispanic	Total	Hispanic	Total	Hispanic
White:	0	0	0	0	0	0	2	2
Black/African American:	0	0	0	0	0	0	1	1
Asian:	0	0	0	0	0	0	0	0
American Indian/Alaskan Native:	0	0	0	0	0	0	1	0
Native Hawaiian/Other Pacific Islander:	0	0	0	0	0	0	0	0
American Indian/Alaskan Native & White:	0	0	0	0	0	0	2	2
Asian White:	0	0	0	0	0	0	0	0
Black/African American & White:	0	0	0	0	0	0	0	0
American Indian/Alaskan Native & Black/African American:	0	0	0	0	0	0	0	0
Other multi-racial:	0	0	0	0	0	0	8	0
Asian/Pacific Islander:	0	0	0	0	0	0	0	0
Hispanic:	0	0	0	0	0	0	0	0
Total:	**0**	**0**	**0**	**0**	**0**	**0**	**14**	**5**
Female-headed Households:	0		0		0			

Income Category:

	Owner	Renter	Total	Person
Extremely Low	0	0	0	5
Low Mod	0	0	0	7
Moderate	0	0	0	2

Non Low Moderate	0	0	0	0
Total	0	0	0	14
Percent Low/Mod				100.0%

Annual Accomplishments

Years	Accomplishment Narrative	# Benefitting
2014	The program will provided an outreach program to 14 eligible youth to train in amateur boxing. The program offers students an alternative to gangs and drugs. CDBG funds were used to provide "scholarships" to eligible youth.	

PGM Year: 2014

Project: 0049 - 2.61-14 - Inspiring Hope Program

IDIS Activity: 5599 - 2.61-14 - Inspiring Hope Program

Status: Completed 5/26/2015 12:00:00 AM

Location: 8962 Dahlia Dr Corona, CA 92883-7101

Objective: Create suitable living environments

Outcome: Availability/accessibility

Matrix Code: Youth Services (05D)

National Objective: LMC

Initial Funding Date: 10/21/2014

Description:

The Inspiring Hope Program will provide youth aging out of the foster care system with mentoring, assistance with housing, life skills training, and support while they attend college or vocational programs. CDBG funds will be used to provide housing assistance.

Financing

	Fund Type	Grant Year	Grant	Funded Amount	Drawn In Program Year	Drawn Thru Program Year
CDBG	EN	Pre-2015		$20,000.00	$0.00	$0.00
		2013	B13UC060506		$20,000.00	$20,000.00
Total	**Total**			**$20,000.00**	**$20,000.00**	**$20,000.00**

Proposed Accomplishments

People (General) : 30

Actual Accomplishments

Number assisted:	Owner		Renter		Total		Person	
	Total	Hispanic	Total	Hispanic	Total	Hispanic	Total	Hispanic
White:	0	0	0	0	0	0	15	9
Black/African American:	0	0	0	0	0	0	5	0
Asian:	0	0	0	0	0	0	0	0
American Indian/Alaskan Native:	0	0	0	0	0	0	1	0
Native Hawaiian/Other Pacific Islander:	0	0	0	0	0	0	0	0
American Indian/Alaskan Native & White:	0	0	0	0	0	0	0	0
Asian White:	0	0	0	0	0	0	0	0
Black/African American & White:	0	0	0	0	0	0	0	0
American Indian/Alaskan Native & Black/African American:	0	0	0	0	0	0	1	0
Other multi-racial:	0	0	0	0	0	0	0	0
Asian/Pacific Islander:	0	0	0	0	0	0	0	0
Hispanic:	0	0	0	0	0	0	0	0
Total:	**0**	**0**	**0**	**0**	**0**	**0**	**22**	**9**
Female-headed Households:	0		0		0			

Income Category:

	Owner	Renter	Total	Person
Extremely Low	0	0	0	22
Low Mod	0	0	0	0

Moderate	0	0	0	0
Non Low Moderate	0	0	0	0
Total	0	0	0	22
Percent Low/Mod				100.0%

Annual Accomplishments

Years	Accomplishment Narrative	# Benefitting
2014	Inspiring HOPE Program provided new access to services for 22 low-income youth aging out of the foster system. The center provided mentoring, assistance with housing, and life skills training. CDBG funds were used for housing assistance. The center provided accessibility for the purpose of creating a suitable living environment.	

PGM Year: 2014

Project: 0050 - 2.62-14 - 2nd District Public Facility Fund

IDIS Activity: 5600 - 2.62-14 - 2nd District Public Facility Fund

Status: Open

Location: 3403 10th St Riverside, CA 92501-3670

Objective: Create suitable living environments

Outcome: Sustainability

Matrix Code: Public Facilities and Improvement (General) (03)

National Objective: LMC

Initial Funding Date: 10/21/2014

Description:

CDBG funds will be used to construct eligible public facilities located in low-income areas or serving low-moderate income persons in the 2nd District. As specific and eligible projects are identified, the County will proceed with amendments to the 2014-2015 One Year Action Plan pursuant to the Citizens Participation Plan.

Financing

	Fund Type	Grant Year	Grant	Funded Amount	Drawn In Program Year	Drawn Thru Program Year
CDBG	EN	Pre-2015		$231,393.00	$0.00	$0.00
Total	**Total**			**$231,393.00**	**$0.00**	**$0.00**

Proposed Accomplishments

Public Facilities : 1

Actual Accomplishments

Number assisted:	Owner		Renter		Total		Person	
	Total	Hispanic	Total	Hispanic	Total	Hispanic	Total	Hispanic
White:	0	0	0	0	0	0		0
Black/African American:	0	0	0	0	0	0	0	0
Asian:	0	0	0	0	0	0	0	0
American Indian/Alaskan Native:	0	0	0	0	0	0	0	0
Native Hawaiian/Other Pacific Islander:	0	0	0	0	0	0	0	0
American Indian/Alaskan Native & White:	0	0	0	0	0	0	0	0
Asian White:	0	0	0	0	0	0	0	0
Black/African American & White:	0	0	0	0	0	0	0	0
American Indian/Alaskan Native & Black/African American:	0	0	0	0	0	0	0	0
Other multi-racial:	0	0	0	0	0	0	0	0
Asian/Pacific Islander:	0	0	0	0	0	0	0	0
Hispanic:	0	0	0	0	0	0	0	0
Total:	**0**	**0**	**0**	**0**	**0**	**0**	**0**	**0**
Female-headed Households:	0		0		0			

Income Category:

	Owner	Renter	Total	Person
Extremely Low	0	0	0	0
Low Mod	0	0	0	0
Moderate	0	0	0	0

Non Low Moderate	0	0	0	0
Total	0	0	0	0
Percent Low/Mod				

Annual Accomplishments

Years	Accomplishment Narrative	# Benefitting
2014	For FY 2014-15 there are no projects in the 2nd district that these funds will be reprogrammed to. A new project is currently under review, Corona/Norco YMCA, for fiscal year 2015/2016. Project would go out to bid by fall of 2015.	

PGM Year: 2014

Project: 0051 - 2.EV.06-14 - Eastvale Pedestrian Accessibility Improvements - Phase III

IDIS Activity: 5601 - 2.EV.06-14 - Eastvale Pedestrian Accessibility Improvements - Phase III

Status: Open

Location: 12363 Limonite Ave Walter St, Archibald Ave, Chandler St Eastvale, CA 91752-3685

Objective: Create suitable living environments

Outcome: Availability/accessibility

Matrix Code: Sidewalks (03L)

National Objective: LMC

Initial Funding Date: 10/21/2014

Description:

The City of Eastvale will use CDBG funds to enhance pedestrian safety by installing new, and upgrading existing, pedestrian sidewalk ramps to meet ADA requirements in the City's targeted area.

Financing

	Fund Type	Grant Year	Grant	Funded Amount	Drawn In Program Year	Drawn Thru Program Year
CDBG	EN	Pre-2015		$249,887.67	$0.00	$0.00
Total	**Total**			**$249,887.67**	**$0.00**	**$0.00**

Proposed Accomplishments

People (General) : 633

Actual Accomplishments

Number assisted:	**Owner**		**Renter**		**Total**		**Person**	
	Total	Hispanic	Total	Hispanic	Total	Hispanic	Total	Hispanic
White:	0	0	0	0	0	0		0
Black/African American:	0	0	0	0	0	0	0	0
Asian:	0	0	0	0	0	0	0	0
American Indian/Alaskan Native:	0	0	0	0	0	0	0	0
Native Hawaiian/Other Pacific Islander:	0	0	0	0	0	0	0	0
American Indian/Alaskan Native & White:	0	0	0	0	0	0	0	0
Asian White:	0	0	0	0	0	0	0	0
Black/African American & White:	0	0	0	0	0	0	0	0
American Indian/Alaskan Native & Black/African American:	0	0	0	0	0	0	0	0
Other multi-racial:	0	0	0	0	0	0	0	0
Asian/Pacific Islander:	0	0	0	0	0	0	0	0
Hispanic:	0	0	0	0	0	0	0	0
Total:	**0**	**0**	**0**	**0**	**0**	**0**	**0**	**0**
Female-headed Households:	0		0		0			

Income Category:

	Owner	**Renter**	**Total**	**Person**
Extremely Low	0	0	0	0
Low Mod	0	0	0	0
Moderate	0	0	0	0
Non Low Moderate	0	0	0	0

Total	0	0	0	0
Percent Low/Mod				

Annual Accomplishments

Years	Accomplishment Narrative	# Benefitting
2014	6/22/15 Reprog $122,027.67 from IDIS#5499, funding increased to $240,380.67. The City has had no activity on this project. The City will combine Phase II and Phase III funds with fiscal year 2015/2016 project to complete a more comprehensive pedestrian accessibility project within the City. 6/23/15 reprog $9,507 from idis#5602, funding increased to $249,887.67.	

PGM Year: 2014
Project: 0052 - 2.EV.07-14 - Youth Recreation Scholarship Program
IDIS Activity: 5602 - 2.EV.07-14 - Youth Recreation Scholarship Program

Status: Completed 6/30/2015 12:00:00 AM
Location: 7447 Cleveland Ave Eastvale Community Foundation
Corona, CA 92880-9750

Objective: Create suitable living environments
Outcome: Affordability
Matrix Code: Youth Services (05D)
National Objective: LMC

Initial Funding Date: 10/21/2014

Description:

The Eastvale Community Foundation provides financial scholarships to low-income youth so that they can participate in recreational programs offered in the City of Eastvale. CDBG funds will be used to cover the costs of "scholarships" for eligible youth.

Financing

	Fund Type	Grant Year	Grant	Funded Amount	Drawn In Program Year	Drawn Thru Program Year
CDBG	EN	Pre-2015		$9,760.00	$0.00	$0.00
		2013	B13UC060506		$9,760.00	$9,760.00
Total	**Total**			**$9,760.00**	**$9,760.00**	**$9,760.00**

Proposed Accomplishments

People (General) : 50

Actual Accomplishments

Number assisted:	**Owner**		**Renter**		**Total**		**Person**	
	Total	Hispanic	Total	Hispanic	Total	Hispanic	Total	Hispanic
White:	0	0	0	0	0	0	26	15
Black/African American:	0	0	0	0	0	0	4	2
Asian:	0	0	0	0	0	0	0	0
American Indian/Alaskan Native:	0	0	0	0	0	0	0	0
Native Hawaiian/Other Pacific Islander:	0	0	0	0	0	0	0	0
American Indian/Alaskan Native & White:	0	0	0	0	0	0	0	0
Asian White:	0	0	0	0	0	0	3	3
Black/African American & White:	0	0	0	0	0	0	0	0
American Indian/Alaskan Native & Black/African American:	0	0	0	0	0	0	3	3
Other multi-racial:	0	0	0	0	0	0	5	0
Asian/Pacific Islander:	0	0	0	0	0	0	0	0
Hispanic:	0	0	0	0	0	0	0	0
Total:	**0**	**0**	**0**	**0**	**0**	**0**	**41**	**23**
Female-headed Households:	0		0		0			

Income Category:

	Owner	**Renter**	**Total**	**Person**
Extremely Low	0	0	0	14
Low Mod	0	0	0	27
Moderate	0	0	0	0

Non Low Moderate	0	0	0	0
Total	0	0	0	41
Percent Low/Mod				100.0%

Annual Accomplishments

Years	Accomplishment Narrative	# Benefitting
2014	The Community Foundation provided new access to services to 41 low income youth that reside in the City of Eastvale. The sponsor provided 41 low income youth with financial scholarship so that they can participate in recreational programs offered through the city. Reason for discrepancy, the foundation was unable to spend all their CDBG funds prior to the end of the fiscal year. The remaining funds will be reprogrammed to their most current facility project. 6/23/15 reprog $9,507 unused funds to idis#5601, funding reduced to $9,760.	

PGM Year: 2014

Project: 0053 - 2.NR.32-14 - Senior Recreation and Community Services

IDIS Activity: 5603 - 2.NR.32-14 - Senior Recreation and Community Services

Status: Completed 6/23/2015 12:00:00 AM

Location: 2690 Clark Ave Norco, CA 92860-1901

Objective: Create suitable living environments

Outcome: Availability/accessibility

Matrix Code: Senior Services (05A)

National Objective: LMC

Initial Funding Date: 10/21/2014

Description:

The City will provide various health, recreational, educational, and social programs to seniors in Norco. CDBG funds will be used to pay for staff salaries (direct cost).

Financing

	Fund Type	Grant Year	Grant	Funded Amount	Drawn In Program Year	Drawn Thru Program Year
CDBG	EN	Pre-2015		$6,035.00	$0.00	$0.00
		2013	B13UC060506		$6,035.00	$6,035.00
Total	**Total**			**$6,035.00**	**$6,035.00**	**$6,035.00**

Proposed Accomplishments

People (General) : 150

Actual Accomplishments

Number assisted:	Owner		Renter		Total		Person	
	Total	Hispanic	Total	Hispanic	Total	Hispanic	Total	Hispanic
White:	0	0	0	0	0	0	124	14
Black/African American:	0	0	0	0	0	0	4	0
Asian:	0	0	0	0	0	0	18	2
American Indian/Alaskan Native:	0	0	0	0	0	0	2	1
Native Hawaiian/Other Pacific Islander:	0	0	0	0	0	0	0	0
American Indian/Alaskan Native & White:	0	0	0	0	0	0	4	1
Asian White:	0	0	0	0	0	0	4	0
Black/African American & White:	0	0	0	0	0	0	2	0
American Indian/Alaskan Native & Black/African American:	0	0	0	0	0	0	7	6
Other multi-racial:	0	0	0	0	0	0	1	0
Asian/Pacific Islander:	0	0	0	0	0	0	0	0
Hispanic:	0	0	0	0	0	0	0	0
Total:	**0**	**0**	**0**	**0**	**0**	**0**	**166**	**24**
Female-headed Households:	0		0		0			

Income Category:

	Owner	Renter	Total	Person
Extremely Low	0	0	0	44
Low Mod	0	0	0	75
Moderate	0	0	0	0
Non Low Moderate	0	0	0	47

Total	0	0	0	166
Percent Low/Mod				71.7%

Annual Accomplishments

Years	Accomplishment Narrative	# Benefitting
2014	The Senior Recreation and Community Services program provided new access to 166 seniors that reside in the Norco area. The center provided various health, recreational, educational and social programs.	

PGM Year: 2014

Project: 0054 - 2.NR.33-14 - Norco Party Pardners for Developmentally Challenged

IDIS Activity: 5604 - 2.NR.33-14 - Norco Party Pardners for Developmentally Challenged

Status: Completed 6/30/2015 12:00:00 AM

Location: 2690 Clark Ave Norco, CA 92860-1901

Objective: Create suitable living environments

Outcome: Availability/accessibility

Matrix Code: Handicapped Services (05B)

National Objective: LMC

Initial Funding Date: 10/21/2014

Description:

The City provides recreational and social activities for developmentally-challenged adults (18 and older) from low-income households. CDBG funds will be used for staff salaries (direct costs).

Financing

	Fund Type	Grant Year	Grant	Funded Amount	Drawn In Program Year	Drawn Thru Program Year
CDBG	EN	Pre-2015		$6,034.00	$0.00	$0.00
		2013	B13UC060506		$6,034.00	$6,034.00
Total	**Total**			**$6,034.00**	**$6,034.00**	**$6,034.00**

Proposed Accomplishments

People (General) : 130

Actual Accomplishments

Number assisted:	Owner		Renter		Total		Person	
	Total	Hispanic	Total	Hispanic	Total	Hispanic	Total	Hispanic
White:	0	0	0	0	0	0	114	16
Black/African American:	0	0	0	0	0	0	12	0
Asian:	0	0	0	0	0	0	0	0
American Indian/Alaskan Native:	0	0	0	0	0	0	1	0
Native Hawaiian/Other Pacific Islander:	0	0	0	0	0	0	1	0
American Indian/Alaskan Native & White:	0	0	0	0	0	0	0	0
Asian White:	0	0	0	0	0	0	1	0
Black/African American & White:	0	0	0	0	0	0	0	0
American Indian/Alaskan Native & Black/African American:	0	0	0	0	0	0	1	0
Other multi-racial:	0	0	0	0	0	0	6	0
Asian/Pacific Islander:	0	0	0	0	0	0	0	0
Hispanic:	0	0	0	0	0	0	0	0
Total:	**0**	**0**	**0**	**0**	**0**	**0**	**136**	**16**
Female-headed Households:	0		0		0			

Income Category:

	Owner	Renter	Total	Person
Extremely Low	0	0	0	0
Low Mod	0	0	0	136
Moderate	0	0	0	0
Non Low Moderate	0	0	0	0

Total	0	0	0	136
Percent Low/Mod				100.0%

Annual Accomplishments

Years	Accomplishment Narrative	# Benefitting
2014	Party Pardners provided new access to services for 136 disabled individuals that live in the City of Norco. Services provided include recreational and social activities for developmentally challenged adults.	

PGM Year: 2014
Project: 0055 - 2.NR.34-14 - Ingalls Park ADA Restroom Project Phase III
IDIS Activity: 5605 - 2.NR.34-14 - Ingalls Park ADA Restroom Project Phase III

Status: Canceled 4/16/2015 12:00:00 AM
Location: 3737 Crestview Dr Norco, CA 92860-1772

Objective: Create suitable living environments
Outcome: Availability/accessibility
Matrix Code: Public Facilities and Improvement (General) (03)
National Objective: LMC

Initial Funding Date: 10/21/2014

Description:

CDBG funds will be used to purchase and install an additional pre-fabricated, fully-equipped, ADA accessible restroom at Ingalls Park in the City of Norco to improve access for disabled individuals.

Financing

No data returned for this view. This might be because the applied filter excludes all data.

Proposed Accomplishments

People (General) : 3,132

Actual Accomplishments

Number assisted:	Owner		Renter		Total		Person	
	Total	Hispanic	Total	Hispanic	Total	Hispanic	Total	Hispanic
White:	0	0	0	0	0	0		0
Black/African American:	0	0	0	0	0	0	0	0
Asian:	0	0	0	0	0	0	0	0
American Indian/Alaskan Native:	0	0	0	0	0	0	0	0
Native Hawaiian/Other Pacific Islander:	0	0	0	0	0	0	0	0
American Indian/Alaskan Native & White:	0	0	0	0	0	0	0	0
Asian White:	0	0	0	0	0	0	0	0
Black/African American & White:	0	0	0	0	0	0	0	0
American Indian/Alaskan Native & Black/African American:	0	0	0	0	0	0	0	0
Asian/Pacific Islander:	0	0	0	0	0	0	0	0
Hispanic:	0	0	0	0	0	0	0	0
Total:	**0**	**0**	**0**	**0**	**0**	**0**	**0**	**0**
Female-headed Households:	0		0		0			

Income Category:

	Owner	Renter	Total	Person
Extremely Low	0	0	0	0
Low Mod	0	0	0	0
Moderate	0	0	0	0
Non Low Moderate	0	0	0	0
Total	0	0	0	0
Percent Low/Mod				

Annual Accomplishments

Years	Accomplishment Narrative	# Benefitting
2014	2014 funding $74,138. 10/21/14 reprog $97,221.81 from idis#5515, funding increased to $171,359.81. 4/13/15 reprog $171,359.81 to idis#5671 (Norco Comm Cntr)funding decreased to $0. Project canceled, funds transferred to another City project, substantial amendment completed.	

PGM Year: 2014

Project: 0056 - 3.102-14 - Idyllwild Help Center

IDIS Activity: 5606 - 3.102-14 - Idyllwild Help Center

Status: Completed 2/9/2015 12:00:00 AM

Location: 26330 Highway 243 Idyllwild, CA 92549-0015

Objective: Create suitable living environments

Outcome: Availability/accessibility

Matrix Code: Public Services (General) (05)

National Objective: LMC

Initial Funding Date: 10/21/2014

Description:

The Center provides food, medical assistance, utility food vouchers, food pantry, and counseling to low-income persons in the Idyllwild, Pine Cove, Fern Valley, and Mountain Center communities. CDBG funds will be used for staff salaries (direct Cost).

Financing

	Fund Type	Grant Year	Grant	Funded Amount	Drawn In Program Year	Drawn Thru Program Year
CDBG	EN	Pre-2015		$10,000.00	$0.00	$0.00
		2013	B13UC060506		$10,000.00	$10,000.00
Total	**Total**			**$10,000.00**	**$10,000.00**	**$10,000.00**

Proposed Accomplishments

People (General) : 125

Actual Accomplishments

Number assisted:	Owner		Renter		Total		Person	
	Total	Hispanic	Total	Hispanic	Total	Hispanic	Total	Hispanic
White:	0	0	0	0	0	0	105	5
Black/African American:	0	0	0	0	0	0	1	0
Asian:	0	0	0	0	0	0	1	1
American Indian/Alaskan Native:	0	0	0	0	0	0	2	0
Native Hawaiian/Other Pacific Islander:	0	0	0	0	0	0	0	0
American Indian/Alaskan Native & White:	0	0	0	0	0	0	15	6
Asian White:	0	0	0	0	0	0	1	0
Black/African American & White:	0	0	0	0	0	0	0	0
American Indian/Alaskan Native & Black/African American:	0	0	0	0	0	0	0	0
Other multi-racial:	0	0	0	0	0	0	0	0
Asian/Pacific Islander:	0	0	0	0	0	0	0	0
Hispanic:	0	0	0	0	0	0	0	0
Total:	**0**	**0**	**0**	**0**	**0**	**0**	**125**	**12**
Female-headed Households:	0		0		0			

Income Category:

	Owner	Renter	Total	Person
Extremely Low	0	0	0	115
Low Mod	0	0	0	10

Moderate	0	0	0	0
Non Low Moderate	0	0	0	0
Total	0	0	0	125
Percent Low/Mod				100.0%

Annual Accomplishments

Years	Accomplishment Narrative	# Benefitting
2014	The Idyllwild HELP Center provided new access to services for 125 low-income individuals that reside in the Idyllwild area. The center provided food, medical assistance, housing and counseling. CDBG funds were used for staff salaries and benefits. The center provided accessibility for the purpose of creating a suitable living environment.	

PGM Year: 2014

Project: 0057 - 3.103-14 - Operation School Bell

IDIS Activity: 5607 - 3.103-14 - Operation School Bell

Status: Completed 2/3/2015 12:00:00 AM

Location: 180 N Girard St Hemet, CA 92544-4627

Objective: Create suitable living environments

Outcome: Affordability

Matrix Code: Public Services (General) (05)

National Objective: LMC

Initial Funding Date: 10/21/2014

Description:

Operation School Bell provides clothes and school supplies to children from low-income families. CDBG funds will be used for "scholarships" to pay for clothing, backpacks, and other program supplies.

Financing

	Fund Type	Grant Year	Grant	Funded Amount	Drawn In Program Year	Drawn Thru Program Year
CDBG	EN	Pre-2015		$7,500.00	$0.00	$0.00
		2013	B13UC060506		$7,500.00	$7,500.00
Total	**Total**			**$7,500.00**	**$7,500.00**	**$7,500.00**

Proposed Accomplishments

People (General) : 60

Actual Accomplishments

Number assisted:	Owner		Renter		Total		Person	
	Total	Hispanic	Total	Hispanic	Total	Hispanic	Total	Hispanic
White:	0	0	0	0	0	0	50	46
Black/African American:	0	0	0	0	0	0	7	6
Asian:	0	0	0	0	0	0	2	2
American Indian/Alaskan Native:	0	0	0	0	0	0	2	2
Native Hawaiian/Other Pacific Islander:	0	0	0	0	0	0	0	0
American Indian/Alaskan Native & White:	0	0	0	0	0	0	5	3
Asian White:	0	0	0	0	0	0	0	0
Black/African American & White:	0	0	0	0	0	0	1	1
American Indian/Alaskan Native & Black/African American:	0	0	0	0	0	0	4	4
Other multi-racial:	0	0	0	0	0	0	5	0
Asian/Pacific Islander:	0	0	0	0	0	0	0	0
Hispanic:	0	0	0	0	0	0	0	0
Total:	**0**	**0**	**0**	**0**	**0**	**0**	**76**	**64**
Female-headed Households:	0		0		0			

Income Category:

	Owner	Renter	Total	Person
Extremely Low	0	0	0	66
Low Mod	0	0	0	10
Moderate	0	0	0	0
Non Low Moderate	0	0	0	0

Total	0	0	0	76
Percent Low/Mod				100.0%

Annual Accomplishments

Years	Accomplishment Narrative	# Benefitting
2014	Operation School Bell provided new access to school clothing and supplies for 76 youth that reside in the Hemet area. Operation School Bell proposed to serve 60 with the CDBG funds. They provided accessibility for the purpose of creating a suitable living environment.	

PGM Year: 2014

Project: 0058 - 3.104-14 - The Community Pantry

IDIS Activity: 5608 - 3.104-14 - The Community Pantry

Status: Completed 6/9/2015 12:00:00 AM

Location: 521 N State St Hemet, CA 92543-2925

Objective: Create suitable living environments

Outcome: Availability/accessibility

Matrix Code: Public Services (General) (05)

National Objective: LMC

Initial Funding Date: 10/21/2014

Description:

The Community Pantry provides assistance to individuals and families in need of emergency food and housing in the Hemet and San Jacinto areas. CDBG funds will be used for the purchase of food and other program related expenses.

Financing

	Fund Type	Grant Year	Grant	Funded Amount	Drawn In Program Year	Drawn Thru Program Year
CDBG	EN	Pre-2015		$10,000.00	$0.00	$0.00
		2013	B13UC060506		$10,000.00	$10,000.00
Total	**Total**			**$10,000.00**	**$10,000.00**	**$10,000.00**

Proposed Accomplishments

People (General) : 4,000

Actual Accomplishments

Number assisted:	Owner		Renter		Total		Person	
	Total	Hispanic	Total	Hispanic	Total	Hispanic	Total	Hispanic
White:	0	0	0	0	0	0	2,757	1,317
Black/African American:	0	0	0	0	0	0	953	66
Asian:	0	0	0	0	0	0	23	4
American Indian/Alaskan Native:	0	0	0	0	0	0	42	12
Native Hawaiian/Other Pacific Islander:	0	0	0	0	0	0	35	0
American Indian/Alaskan Native & White:	0	0	0	0	0	0	25	2
Asian White:	0	0	0	0	0	0	46	35
Black/African American & White:	0	0	0	0	0	0	47	19
American Indian/Alaskan Native & Black/African American:	0	0	0	0	0	0	39	29
Other multi-racial:	0	0	0	0	0	0	182	0
Asian/Pacific Islander:	0	0	0	0	0	0	0	0
Hispanic:	0	0	0	0	0	0	0	0
Total:	**0**	**0**	**0**	**0**	**0**	**0**	**4,149**	**1,484**
Female-headed Households:	0		0		0			

Income Category:

	Owner	Renter	Total	Person
Extremely Low	0	0	0	3,559
Low Mod	0	0	0	478
Moderate	0	0	0	69
Non Low Moderate	0	0	0	43
Total	0	0	0	4,149
Percent Low/Mod				99.0%

Annual Accomplishments

Years	Accomplishment Narrative	# Benefitting
2014	The Community Pantry provided new access to 3,616 low income individuals and families in need of emergency food and housing in the Hemet, San Jacinto area. CDBG funds were used to purchase food and for other program related expenses. Reason for discrepancy, Sponsor was able to serve more low income individuals this fiscal year with their CDBG funds. Numbers served include all funding sources therefore proposed number to serve was adjusted to reflect all funding sources as well.	

PGM Year: 2014

Project: 0059 - 3.105-14 - Kin Care

IDIS Activity: 5609 - 3.105-14 - Kin Care

Status: Completed 5/20/2015 12:00:00 AM

Location: 749 N State St Hemet, CA 92543-1402

Objective: Create suitable living environments

Outcome: Availability/accessibility

Matrix Code: Abused and Neglected Children (05N)

National Objective: LMC

Initial Funding Date: 10/21/2014

Description:

Kin Care provides a comprehensive needs assessment for individuals and families in order to allow for children to remain within their extended family and not be placed in the foster care system. CDBG funds will assist with operating costs, staff salaries (direct cost), and supplies.

Financing

	Fund Type	Grant Year	Grant	Funded Amount	Drawn In Program Year	Drawn Thru Program Year
CDBG	EN	Pre-2015		$7,000.00	$0.00	$0.00
		2013	B13UC060506		$7,000.00	$7,000.00
Total	**Total**			**$7,000.00**	**$7,000.00**	**$7,000.00**

Proposed Accomplishments

People (General) : 70

Actual Accomplishments

Number assisted:	Owner		Renter		Total		Person	
	Total	Hispanic	Total	Hispanic	Total	Hispanic	Total	Hispanic
White:	0	0	0	0	0	0	158	89
Black/African American:	0	0	0	0	0	0	46	3
Asian:	0	0	0	0	0	0	3	1
American Indian/Alaskan Native:	0	0	0	0	0	0	4	2
Native Hawaiian/Other Pacific Islander:	0	0	0	0	0	0	0	0
American Indian/Alaskan Native & White:	0	0	0	0	0	0	2	0
Asian White:	0	0	0	0	0	0	0	0
Black/African American & White:	0	0	0	0	0	0	9	0
American Indian/Alaskan Native & Black/African American:	0	0	0	0	0	0	1	0
Other multi-racial:	0	0	0	0	0	0	7	0
Asian/Pacific Islander:	0	0	0	0	0	0	0	0
Hispanic:	0	0	0	0	0	0	0	0
Total:	**0**	**0**	**0**	**0**	**0**	**0**	**230**	**95**
Female-headed Households:	0		0		0			

Income Category:	Owner	Renter	Total	Person
Extremely Low	0	0	0	0
Low Mod	0	0	0	230
Moderate	0	0	0	0
Non Low Moderate	0	0	0	0

Total	0	0	0	230
Percent Low/Mod				100.0%

Annual Accomplishments

Years	Accomplishment Narrative	# Benefitting
2014	The program provided new access to 230 low-income individuals and families, it provided a comprehensive needs assessment to children to remain within their extended family and not be placed in foster care. CDBG funds were used for operating cost, staff salaries, and supplies. The program provided accessibility for the purpose of creating a suitable living environment. Reason for discrepancy, Sponsor was able to provide services to more individuals and families with their CDBG allocation this fiscal year.	

PGM Year: 2014

Project: 0060 - 3.106-14 - Solar Energy Project - EXCEED Vocational Training Center - Phase 2

IDIS Activity: 5610 - 3.106-14 - Solar Energy Project - EXCEED Vocational Training Center - Phase 2

Status: Open

Location: 1285 N Santa Fe St Hemet, CA 92543-1823

Objective: Create suitable living environments

Outcome: Availability/accessibility

Matrix Code: Handicapped Centers (03B)

National Objective: LMC

Initial Funding Date: 10/21/2014

Description:

EXCEED will use CDBG funds to purchase and install solar panels at their Hemet vocational training center location to increase energy efficiency and reduce operating expenses.

Financing

	Fund Type	Grant Year	Grant	Funded Amount	Drawn In Program Year	Drawn Thru Program Year
CDBG	EN	Pre-2015		$110,000.00	$0.00	$0.00
Total	**Total**			**$110,000.00**	**$0.00**	**$0.00**

Proposed Accomplishments

Public Facilities : 1

Actual Accomplishments

Number assisted:	Owner		Renter		Total		Person	
	Total	Hispanic	Total	Hispanic	Total	Hispanic	Total	Hispanic
White:	0	0	0	0	0	0		0
Black/African American:	0	0	0	0	0	0	0	0
Asian:	0	0	0	0	0	0	0	0
American Indian/Alaskan Native:	0	0	0	0	0	0	0	0
Native Hawaiian/Other Pacific Islander:	0	0	0	0	0	0	0	0
American Indian/Alaskan Native & White:	0	0	0	0	0	0	0	0
Asian White:	0	0	0	0	0	0	0	0
Black/African American & White:	0	0	0	0	0	0	0	0
American Indian/Alaskan Native & Black/African American:	0	0	0	0	0	0	0	0
Other multi-racial:	0	0	0	0	0	0	0	0
Asian/Pacific Islander:	0	0	0	0	0	0	0	0
Hispanic:	0	0	0	0	0	0	0	0
Total:	**0**	**0**	**0**	**0**	**0**	**0**	**0**	**0**
Female-headed Households:	0		0		0			

Income Category:

	Owner	Renter	Total	Person
Extremely Low	0	0	0	0
Low Mod	0	0	0	0
Moderate	0	0	0	0
Non Low Moderate	0	0	0	0
Total	0	0	0	0

Percent Low/Mod

Annual Accomplishments

Years	Accomplishment Narrative	# Benefitting
2014	Project is underway, sponsor is currently obtaining bids. EXCEED will use CDBG funds to purchase and install solar panels on their Hemet facility. These units will increase energy efficiency and reduce operating expenses. The project will create a suitable living environment for disabled adults.	

PGM Year: 2014

Project: 0061 - 3.107-14 - Riverside County Solar Affordable Housing Program

IDIS Activity: 5611 - 3.107-14 - Riverside County Solar Affordable Housing Program

Status: Completed 6/30/2015 12:00:00 AM

Location: 1257 Columbia Ave Countywide Riverside, CA 92507-2194

Objective: Provide decent affordable housing

Outcome: Affordability

Matrix Code: Energy Efficiency Improvements (14F)

National Objective: LMH

Initial Funding Date: 10/21/2014

Description:

GRID Alternatives provides training in energy efficiency and installation of solar electric systems to low-income families. CDBG funds will be used to install 1 low-income homes with solar panels.

Financing

	Fund Type	Grant Year	Grant	Funded Amount	Drawn In Program Year	Drawn Thru Program Year
CDBG	EN	Pre-2015		$4,000.00	$0.00	$0.00
		2013	B13UC060506		$4,000.00	$4,000.00
Total	**Total**			**$4,000.00**	**$4,000.00**	**$4,000.00**

Proposed Accomplishments

Housing Units : 1

Actual Accomplishments

Number assisted:	Owner		Renter		Total		Person	
	Total	Hispanic	Total	Hispanic	Total	Hispanic	Total	Hispanic
White:	1	0	0	0	1	0	0	0
Black/African American:	0	0	0	0	0	0	0	0
Asian:	0	0	0	0	0	0	0	0
American Indian/Alaskan Native:	0	0	0	0	0	0	0	0
Native Hawaiian/Other Pacific Islander:	0	0	0	0	0	0	0	0
American Indian/Alaskan Native & White:	0	0	0	0	0	0	0	0
Asian White:	0	0	0	0	0	0	0	0
Black/African American & White:	0	0	0	0	0	0	0	0
American Indian/Alaskan Native & Black/African American:	0	0	0	0	0	0	0	0
Other multi-racial:	0	0	0	0	0	0	0	0
Asian/Pacific Islander:	0	0	0	0	0	0	0	0
Hispanic:	0	0	0	0	0	0	0	0
Total:	**1**	**0**	**0**	**0**	**1**	**0**	**0**	**0**
Female-headed Households:	0		0		0			

Income Category:

	Owner	Renter	Total	Person
Extremely Low	0	0	0	0

Low Mod	1	0	1	0
Moderate	0	0	0	0
Non Low Moderate	0	0	0	0
Total	1	0	1	0
Percent Low/Mod	100.0%		100.0%	

Annual Accomplishments

Years	Accomplishment Narrative	# Benefitting
2014	Project complete. GRID provided installation of a solar electric system to a low-income household. CDBG funds were used salaries (direct benefits) towards the installation of the solar panels on (1) one low-income home. The center provides affordability for the purpose of providing decent affordable housing.	

PGM Year: 2014

Project: 0062 - 3.108-14 - 3rd District Public Facility Fund

IDIS Activity: 5612 - 3.108-14 - 3rd District Public Facility Fund

Status: Open

Location: 3403 10th St District-wide Riverside, CA 92501-3670

Objective: Create suitable living environments

Outcome: Sustainability

Matrix Code: Public Facilities and Improvement (General) (03)

National Objective: LMC

Initial Funding Date: 10/21/2014

Description:

CDBG funds will be used to construct eligible public facilities located in low-income areas or serving low-moderate income persons in the 3rd District. As specific and eligible projects are identified, the County will proceed with amendments to the 2014-2015 One Year Action Plan pursuant to the Citizens Participation Plan.

Financing

	Fund Type	Grant Year	Grant	Funded Amount	Drawn In Program Year	Drawn Thru Program Year
CDBG	EN	Pre-2015		$64,226.00	$0.00	$0.00
Total	**Total**			**$64,226.00**	**$0.00**	**$0.00**

Proposed Accomplishments

Public Facilities : 1

Actual Accomplishments

Number assisted:	Owner		Renter		Total		Person	
	Total	Hispanic	Total	Hispanic	Total	Hispanic	Total	Hispanic
White:	0	0	0	0	0	0		0
Black/African American:	0	0	0	0	0	0	0	0
Asian:	0	0	0	0	0	0	0	0
American Indian/Alaskan Native:	0	0	0	0	0	0	0	0
Native Hawaiian/Other Pacific Islander:	0	0	0	0	0	0	0	0
American Indian/Alaskan Native & White:	0	0	0	0	0	0	0	0
Asian White:	0	0	0	0	0	0	0	0
Black/African American & White:	0	0	0	0	0	0	0	0
American Indian/Alaskan Native & Black/African American:	0	0	0	0	0	0	0	0
Other multi-racial:	0	0	0	0	0	0	0	0
Asian/Pacific Islander:	0	0	0	0	0	0	0	0
Hispanic:	0	0	0	0	0	0	0	0
Total:	**0**	**0**	**0**	**0**	**0**	**0**	**0**	**0**
Female-headed Households:	0		0		0			

Income Category:

	Owner	Renter	Total	Person
Extremely Low	0	0	0	0
Low Mod	0	0	0	0
Moderate	0	0	0	0

Non Low Moderate	0	0	0	0
Total	0	0	0	0
Percent Low/Mod				

Annual Accomplishments

Years	Accomplishment Narrative	# Benefitting
2014	14/15 funding 264,226. 10/28/14 reprog $200,000 to idis#5565 (advancement for Winchester Rd. Improvement Project) funding reduced to $64,226. CDBG funds will be used to construct eligible public facilities located in low-income areas or serving low-moderate income persons in the 3rd District. As specific and eligible projects are identified, the County will proceed with amendments to the 2014-2015 One Year Action Plan pursuant to the Citizens Participation Plan.	

PGM Year: 2014

Project: 0063 - 3.MR.34-14 - Murrieta Community Center ADA Restroom Project

IDIS Activity: 5613 - 3.MR.34-14 - Murrieta Community Center ADA Restroom Project

Status: Open

Location: 41810 Juniper St Murrieta, CA 92562-7200

Objective: Create suitable living environments

Outcome: Availability/accessibility

Matrix Code: Neighborhood Facilities (03E)

National Objective: LMC

Initial Funding Date: 10/21/2014

Description:

The City of Murrieta will use CDBG funds to upgrade and construct ADA accessible restrooms at the Murrieta Community Center.

Financing

	Fund Type	Grant Year	Grant	Funded Amount	Drawn In Program Year	Drawn Thru Program Year
CDBG	EN	Pre-2015		$251,169.00	$0.00	$0.00
Total	**Total**			**$251,169.00**	**$0.00**	**$0.00**

Proposed Accomplishments

Public Facilities : 4,845

Actual Accomplishments

Number assisted:	**Owner**		**Renter**		**Total**		**Person**	
	Total	Hispanic	Total	Hispanic	Total	Hispanic	Total	Hispanic
White:	0	0	0	0	0	0		0
Black/African American:	0	0	0	0	0	0	0	0
Asian:	0	0	0	0	0	0	0	0
American Indian/Alaskan Native:	0	0	0	0	0	0	0	0
Native Hawaiian/Other Pacific Islander:	0	0	0	0	0	0	0	0
American Indian/Alaskan Native & White:	0	0	0	0	0	0	0	0
Asian White:	0	0	0	0	0	0	0	0
Black/African American & White:	0	0	0	0	0	0	0	0
American Indian/Alaskan Native & Black/African American:	0	0	0	0	0	0	0	0
Other multi-racial:	0	0	0	0	0	0	0	0
Asian/Pacific Islander:	0	0	0	0	0	0	0	0
Hispanic:	0	0	0	0	0	0	0	0
Total:	**0**	**0**	**0**	**0**	**0**	**0**	**0**	**0**
Female-headed Households:	0		0		0			

Income Category:

	Owner	**Renter**	**Total**	**Person**
Extremely Low	0	0	0	0
Low Mod	0	0	0	0
Moderate	0	0	0	0
Non Low Moderate	0	0	0	0
Total	0	0	0	0

Percent Low/Mod

Annual Accomplishments

Years	Accomplishment Narrative	# Benefitting
2014	The City of Murrieta is currently in the process of selecting an architect. They are scheduling presentations the week of June 22, 2015. The contract for design should be ready by July 1, 2015 with construction to begin by December 2015.	

PGM Year: 2014

Project: 0064 - 3.MR.35-14 - Boys & Girls Clubs of Southwest County

IDIS Activity: 5614 - 3.MR.35-14 - Boys & Girls Clubs of Southwest County

Status: Completed 6/30/2015 12:00:00 AM

Objective: Create suitable living environments

Location: 40550 California Oaks Rd Murrieta, CA 92562-5854

Outcome: Affordability

Matrix Code: Youth Services (05D)

National Objective: LMC

Initial Funding Date: 10/21/2014

Description:

The Boys and Girls Club will provide before and after school care which includes transportation, snacks, and homework tutoring to low-income youth living in the Murrieta area. CDBG funds will be used to provide program "scholarships" to help reduce membership fees.

Financing

	Fund Type	Grant Year	Grant	Funded Amount	Drawn In Program Year	Drawn Thru Program Year
CDBG	EN	Pre-2015		$6,134.00	$0.00	$0.00
		2013	B13UC060506		$6,134.00	$6,134.00
Total	**Total**			**$6,134.00**	**$6,134.00**	**$6,134.00**

Proposed Accomplishments

People (General) : 40

Actual Accomplishments

Number assisted:	Owner		Renter		Total		Person	
	Total	Hispanic	Total	Hispanic	Total	Hispanic	Total	Hispanic
White:	0	0	0	0	0	0	19	8
Black/African American:	0	0	0	0	0	0	7	0
Asian:	0	0	0	0	0	0	3	2
American Indian/Alaskan Native:	0	0	0	0	0	0	0	0
Native Hawaiian/Other Pacific Islander:	0	0	0	0	0	0	0	0
American Indian/Alaskan Native & White:	0	0	0	0	0	0	1	0
Asian White:	0	0	0	0	0	0	4	0
Black/African American & White:	0	0	0	0	0	0	3	0
American Indian/Alaskan Native & Black/African American:	0	0	0	0	0	0	1	1
Other multi-racial:	0	0	0	0	0	0	2	0
Asian/Pacific Islander:	0	0	0	0	0	0	0	0
Hispanic:	0	0	0	0	0	0	0	0
Total:	**0**	**0**	**0**	**0**	**0**	**0**	**40**	**11**
Female-headed Households:	0		0		0			

Income Category:

	Owner	Renter	Total	Person
Extremely Low	0	0	0	17
Low Mod	0	0	0	20

Moderate	0	0	0	3
Non Low Moderate	0	0	0	0
Total	0	0	0	40
Percent Low/Mod				100.0%

Annual Accomplishments

Years	Accomplishment Narrative	# Benefitting
2014	1/6/15 reprog $1,023 from idis#5569, funding increased to $6,134. Boys and Girls Clubs of Southwest County provided new access to 40 youth that reside in Murrieta area. The club provides before and after school academic enrichment and transportation. Program activities include tutoring service, cooking, geography, sports, computer skills, and art. Scholarships were provided to low-income youth who otherwise would not have been able to attend.	

PGM Year: 2014

Project: 0066 - 4.154-14 - St. Elizabeth Food Pantry

IDIS Activity: 5615 - 4.154-14 - St. Elizabeth Food Pantry

Status: Completed 6/30/2015 12:00:00 AM

Location: 66700 Pierson Blvd Desert Hot Springs, CA 92240-3740

Objective: Create suitable living environments

Outcome: Availability/accessibility

Matrix Code: Public Services (General) (05)

National Objective: LMC

Initial Funding Date: 10/21/2014

Description:

The St. Elizabeth Food Pantry provides food packages to low-income families, elderly, and homeless individuals located in Desert Hot Springs. CDBG funds will be used to purchase an electric pallet jack for moving food into the pantry.

Financing

	Fund Type	Grant Year	Grant	Funded Amount	Drawn In Program Year	Drawn Thru Program Year
CDBG	EN	Pre-2015		$3,000.00	$0.00	$0.00
		2013	B13UC060506		$3,000.00	$3,000.00
Total	**Total**			**$3,000.00**	**$3,000.00**	**$3,000.00**

Proposed Accomplishments

People (General) : 800

Actual Accomplishments

Number assisted:	Owner		Renter		Total		Person	
	Total	Hispanic	Total	Hispanic	Total	Hispanic	Total	Hispanic
White:	0	0	0	0	0	0	460	320
Black/African American:	0	0	0	0	0	0	43	11
Asian:	0	0	0	0	0	0	12	9
American Indian/Alaskan Native:	0	0	0	0	0	0	14	3
Native Hawaiian/Other Pacific Islander:	0	0	0	0	0	0	2	0
American Indian/Alaskan Native & White:	0	0	0	0	0	0	6	0
Asian White:	0	0	0	0	0	0	7	2
Black/African American & White:	0	0	0	0	0	0	10	3
American Indian/Alaskan Native & Black/African American:	0	0	0	0	0	0	1	1
Other multi-racial:	0	0	0	0	0	0	0	0
Asian/Pacific Islander:	0	0	0	0	0	0	0	0
Hispanic:	0	0	0	0	0	0	0	0
Total:	**0**	**0**	**0**	**0**	**0**	**0**	**555**	**349**
Female-headed Households:	0		0		0			

Income Category:

	Owner	Renter	Total	Person
Extremely Low	0	0	0	478
Low Mod	0	0	0	72
Moderate	0	0	0	5
Non Low Moderate	0	0	0	0

Total	0	0	0	555
Percent Low/Mod				100.0%

Annual Accomplishments

Years	Accomplishment Narrative	# Benefitting
2014	Project Complete. CDBG funds were used to assist with the purchase of an electric pallet jack. The purpose of the pallet jack is to assist with the difficult and physical task of moving food in and out of the warehouse. With CDBG funding, the St. Elizabeth Food Pantry was able to provide food packages to low-income families, elderly, and homeless individuals residing in the low-income community of Desert Hot Springs. Individuals were provided with availability of these services for the purpose of creating a suitable living environment. Reason for discrepancy: Sponsor indicated that they are having difficulties with clients submitting income certification and income verification documentation. According to the Sponsor, customers have indicated that they are fearful their personal information will be shared with other public agencies, and will interfere with their current governmental benefits.	

PGM Year: 2014

Project: 0067 - 4.155-14 - The Galilee Center Assistance Program

IDIS Activity: 5616 - 4.155-14 - The Galilee Center Assistance Program

Status: Completed 6/22/2015 12:00:00 AM

Location: 66101 Hammond Rd Mecca, CA 92254

Objective: Create suitable living environments

Outcome: Availability/accessibility

Matrix Code: Public Services (General) (05)

National Objective: LMC

Initial Funding Date: 10/21/2014

Description:

The Galilee Center provides food, clothing, and rental assistance to low-income individuals residing in the eastern Coachella Valley. CDBG funds will be used for direct program services such as case manager salaries, the purchase of food supplies, and the rental assistance program.

Financing

	Fund Type	Grant Year	Grant	Funded Amount	Drawn In Program Year	Drawn Thru Program Year
CDBG	EN	Pre-2015		$7,109.00	$0.00	$0.00
		2013	B13UC060506		$7,109.00	$7,109.00
Total	**Total**			**$7,109.00**	**$7,109.00**	**$7,109.00**

Proposed Accomplishments

People (General) : 100

Actual Accomplishments

Number assisted:	Owner		Renter		Total		Person	
	Total	Hispanic	Total	Hispanic	Total	Hispanic	Total	Hispanic
White:	0	0	0	0	0	0		0
Black/African American:	0	0	0	0	0	0	0	0
Asian:	0	0	0	0	0	0	0	0
American Indian/Alaskan Native:	0	0	0	0	0	0	0	0
Native Hawaiian/Other Pacific Islander:	0	0	0	0	0	0	0	0
American Indian/Alaskan Native & White:	0	0	0	0	0	0	0	0
Asian White:	0	0	0	0	0	0	0	0
Black/African American & White:	0	0	0	0	0	0	0	0
American Indian/Alaskan Native & Black/African American:	0	0	0	0	0	0	0	0
Other multi-racial:	0	0	0	0	0	0	100	100
Asian/Pacific Islander:	0	0	0	0	0	0	0	0
Hispanic:	0	0	0	0	0	0	0	0
Total:	**0**	**0**	**0**	**0**	**0**	**0**	**100**	**100**
Female-headed Households:	0		0		0			

Income Category:

	Owner	Renter	Total	Person
Extremely Low	0	0	0	97
Low Mod	0	0	0	3
Moderate	0	0	0	0
Non Low Moderate	0	0	0	0

Total	0	0	0	100
Percent Low/Mod				100.0%

Annual Accomplishments

Years	Accomplishment Narrative	# Benefitting
2014	Project complete. The Galilee Center was able to provide 106 low income families residing in the eastern Coachella Valley with supplemental food assistance. CDBG funds were used to purchase food supplies. These food pantry services were made accessible to families for the purpose of creating a suitable living environment. 6/15/15 reprog $4,109 from idis#5636, funding increased to $7,109.	

PGM Year: 2014

Project: 0068 - 4.156-14 - Family Service of the Desert Food Assistance Program

IDIS Activity: 5617 - 4.156-14 - Family Service of the Desert Food Assistance Program

Status: Completed 5/20/2015 12:00:00 AM

Location: 14080 Palm Dr Desert Hot Springs, CA 92240-2100

Objective: Create suitable living environments

Outcome: Availability/accessibility

Matrix Code: Public Services (General) (05)

National Objective: LMC

Initial Funding Date: 10/21/2014

Description:

Family Services Food Now provides nutritional food assistance services to low-income families in Desert Hot Springs and surrounding areas. CDBG funds will be used for staff salaries (direct cost).

Financing

	Fund Type	Grant Year	Grant	Funded Amount	Drawn In Program Year	Drawn Thru Program Year
CDBG	EN	Pre-2015		$5,000.00	$0.00	$0.00
		2013	B13UC060506		$5,000.00	$5,000.00
Total	**Total**			**$5,000.00**	**$5,000.00**	**$5,000.00**

Proposed Accomplishments

People (General) : 1,000

Actual Accomplishments

Number assisted:	Owner		Renter		Total		Person	
	Total	Hispanic	Total	Hispanic	Total	Hispanic	Total	Hispanic
White:	0	0	0	0	0	0	2,970	1,598
Black/African American:	0	0	0	0	0	0	306	43
Asian:	0	0	0	0	0	0	16	8
American Indian/Alaskan Native:	0	0	0	0	0	0	32	19
Native Hawaiian/Other Pacific Islander:	0	0	0	0	0	0	40	20
American Indian/Alaskan Native & White:	0	0	0	0	0	0	7	6
Asian White:	0	0	0	0	0	0	15	3
Black/African American & White:	0	0	0	0	0	0	69	9
American Indian/Alaskan Native & Black/African American:	0	0	0	0	0	0	6	6
Other multi-racial:	0	0	0	0	0	0	331	0
Asian/Pacific Islander:	0	0	0	0	0	0	0	0
Hispanic:	0	0	0	0	0	0	0	0
Total:	**0**	**0**	**0**	**0**	**0**	**0**	**3,792**	**1,712**
Female-headed Households:	0		0		0			

Income Category:

	Owner	Renter	Total	Person
Extremely Low	0	0	0	3,792
Low Mod	0	0	0	0

Moderate	0	0	0	0
Non Low Moderate	0	0	0	0
Total	0	0	0	3,792
Percent Low/Mod				100.0%

Annual Accomplishments

Years	Accomplishment Narrative	# Benefitting
2014	Project Complete. Food Now was able to provide 3,792 nutritious food packages to low- to moderate-income families in the Desert Hot Springs area. Desert Hot Springs is designated by USDA as a "Food Desert", which by definition means the following are limited: -Accessibility to sources of healthy food, as measured by distance to a store or by the number of stores in an area. -Individual-level resources that may affect accessibility, such as family income or vehicle availability. -Neighborhood-level indicators of resources, such as the average income of the neighborhood and the availability of public transportation. CDBG funds were used to pay for direct staff salaries associated with operating this Food Distribution Program. Individuals and families were provided accessibility to food supplies for the purpose of creating a suitable living environment. The agency originally proposed to see 4,467 clients during FY 14/15. It is entirely possible that economic improvements are occurring in the community which would support fewer individuals seeking food assistance. As of March 2014, the unemployment rate in Desert Hot Springs was 13.3%, approx. As of February 2015, the unemployment rate had fallen to 8.2%, approx.	

PGM Year: 2014

Project: 0069 - 4.157-14 - Paseo de los Heroes I After School Program

IDIS Activity: 5618 - 4.157-14 - Paseo de los Heroes I After School Program

Status: Completed 2/25/2015 12:00:00 AM

Location: 62900 Lincoln Ave Mecca, CA 92254-7032

Objective: Create suitable living environments

Outcome: Affordability

Matrix Code: Public Services (General) (05)

National Objective: LMC

Initial Funding Date: 10/21/2014

Description:

The Coachella Valley Housing Coalition operates the Paseos de los Heroes After School Program at their affordable rental manufactured housing community in Mecca. The After School Program provides youth from low-income families with educational assistance, arts, crafts, nutritional education, and physical play activities. CDBG funds will be used for scholarships for youth to participate in the program.

Financing

	Fund Type	Grant Year	Grant	Funded Amount	Drawn In Program Year	Drawn Thru Program Year
CDBG	EN	Pre-2015		$4,000.00	$0.00	$0.00
		2013	B13UC060506		$4,000.00	$4,000.00
Total	**Total**			**$4,000.00**	**$4,000.00**	**$4,000.00**

Proposed Accomplishments

People (General) : 48

Actual Accomplishments

Number assisted:	Owner		Renter		Total		Person	
	Total	Hispanic	Total	Hispanic	Total	Hispanic	Total	Hispanic
White:	0	0	0	0	0	0	36	10
Black/African American:	0	0	0	0	0	0	2	2
Asian:	0	0	0	0	0	0	5	5
American Indian/Alaskan Native:	0	0	0	0	0	0	0	0
Native Hawaiian/Other Pacific Islander:	0	0	0	0	0	0	0	0
American Indian/Alaskan Native & White:	0	0	0	0	0	0	0	0
Asian White:	0	0	0	0	0	0	0	0
Black/African American & White:	0	0	0	0	0	0	0	0
American Indian/Alaskan Native & Black/African American:	0	0	0	0	0	0	0	0
Other multi-racial:	0	0	0	0	0	0	0	0
Asian/Pacific Islander:	0	0	0	0	0	0	0	0
Hispanic:	0	0	0	0	0	0	0	0
Total:	**0**	**0**	**0**	**0**	**0**	**0**	**43**	**17**
Female-headed Households:	0		0		0			

Income Category:

	Owner	Renter	Total	Person
Extremely Low	0	0	0	35

Low Mod	0	0	0	8
Moderate	0	0	0	0
Non Low Moderate	0	0	0	0
Total	0	0	0	43
Percent Low/Mod				100.0%

Annual Accomplishments

Years	Accomplishment Narrative	# Benefitting
2014	The Coachella Valley Housing Coalition provided 43 children of migrant farm workers with access to their Paseo de los Heroes After School Program. The After School Program included activities such as homework assistance, tutoring, computer access for school assignments, education computer activities, arts, crafts, group outdoor play activities, and a nutritional snack. CDBG funds were used to pay for scholarships for children to participate in the program. This program provided accessibility for the purpose of creating a suitable living environment. Reason for discrepancy: Sponsor originally proposed 48 clients to be served based on funding received in 2013-2014. However, Sponsor did not note funding reduction for 2014-2015 when the proposed units of service were provided at the beginning of the 2014-2015 program year.	

PGM Year: 2014

Project: 0070 - 4.158-14 - Desert Best Friend's Closet Program

IDIS Activity: 5619 - 4.158-14 - Desert Best Friend's Closet Program

Status: Completed 6/22/2015 12:00:00 AM

Location: 74040 Highway 111 Palm Desert, CA 92260-4134

Objective: Create suitable living environments

Outcome: Availability/accessibility

Matrix Code: Public Services (General) (05)

National Objective: LMC

Initial Funding Date: 10/21/2014

Description:

Desert Best Friend's Closet (DBFC) provides interview attire and image education services to low-income individuals in the Coachella Valley. CDBG funds will be used for salaries (direct cost), utilities, and other program related expenses.

Financing

	Fund Type	Grant Year	Grant	Funded Amount	Drawn In Program Year	Drawn Thru Program Year
CDBG	EN	Pre-2015		$2,000.00	$0.00	$0.00
		2013	B13UC060506		$2,000.00	$2,000.00
Total	**Total**			**$2,000.00**	**$2,000.00**	**$2,000.00**

Proposed Accomplishments

People (General) : 200

Actual Accomplishments

Number assisted:	Owner		Renter		Total		Person	
	Total	Hispanic	Total	Hispanic	Total	Hispanic	Total	Hispanic
White:	0	0	0	0	0	0	142	88
Black/African American:	0	0	0	0	0	0	44	25
Asian:	0	0	0	0	0	0	5	3
American Indian/Alaskan Native:	0	0	0	0	0	0	3	1
Native Hawaiian/Other Pacific Islander:	0	0	0	0	0	0	2	1
American Indian/Alaskan Native & White:	0	0	0	0	0	0	3	1
Asian White:	0	0	0	0	0	0	0	0
Black/African American & White:	0	0	0	0	0	0	8	1
American Indian/Alaskan Native & Black/African American:	0	0	0	0	0	0	2	1
Other multi-racial:	0	0	0	0	0	0	1	0
Asian/Pacific Islander:	0	0	0	0	0	0	0	0
Hispanic:	0	0	0	0	0	0	0	0
Total:	**0**	**0**	**0**	**0**	**0**	**0**	**210**	**121**
Female-headed Households:	0		0		0			

Income Category:	Owner	Renter	Total	Person
Extremely Low	0	0	0	201
Low Mod	0	0	0	9
Moderate	0	0	0	0
Non Low Moderate	0	0	0	0

Total	0	0	0	210
Percent Low/Mod				100.0%

Annual Accomplishments

Years	Accomplishment Narrative	# Benefitting
2014	CDBG funds were used to pay for utilities and other program related expenses. The Desert Best Friend's Closet Program provided interview attire and image education services to low-income individuals in the Coachella Valley. Participants were provided accessibility to the program for the purpose of creating a suitable living environment.	

PGM Year: 2014

Project: 0071 - 4.159-14 - Community Engagement Program

IDIS Activity: 5620 - 4.159-14 - Community Engagement Program

Status:	Completed 6/22/2015 12:00:00 AM	Objective:	Create suitable living environments		
Location:	45305 Oasis St Communitywide Indio, CA 92201-4337	Outcome:	Availability/accessibility		
		Matrix Code:	Public Services (General) (05)	National Objective:	LMA

Initial Funding Date: 10/21/2014

Description:

The Desert Recreation District provides community events, community activities, movies in the park, teen activities, youth camps, after school programs, and other recreational programs to residents in North Shore, Mecca, Oasis, Thermal, Thousand Palms, and the Dillon Road communities. CDBG funds will be used to pay for direct program costs, such as staff salaries, materials, supplies, and equipment.

Financing

	Fund Type	Grant Year	Grant	Funded Amount	Drawn In Program Year	Drawn Thru Program Year
CDBG	EN	Pre-2015		$10,000.00	$0.00	$0.00
		2013	B13UC060506		$10,000.00	$10,000.00
Total	**Total**			**$10,000.00**	**$10,000.00**	**$10,000.00**

Proposed Accomplishments

People (General) : 25,550

Total Population in Service Area: 25,550

Census Tract Percent Low / Mod: 70.90

Annual Accomplishments

Years	Accomplishment Narrative	# Benefitting
2014	Project complete. CDBG funds were used to provide community recreation services and community engagement in the low-income communities of Mecca, Thermal, North Shore and the Dillon Road Communities. The communities mentioned benefited from one or more of the events listed below: Movies in the park, Dinner and a Movie's night, Zumba classes, senior social events, Day of the Child's events, various community events and various holiday events including winter scene, Halloween events, spring events. CDBG funds were used specifically for staff salaries, program supplies, program equipment, and to purchase movie licenses.	

PGM Year: 2014

Project: 0072 - 4.160-14 - North Shore Community Center

IDIS Activity: 5621 - 4.160-14 - North Shore Community Center

Status: Completed 5/20/2015 12:00:00 AM

Location: 45305 Oasis St Indio, CA 92201-4337

Objective: Create suitable living environments

Outcome: Availability/accessibility

Matrix Code: Public Services (General) (05)

National Objective: LMC

Initial Funding Date: 10/21/2014

Description:

CDBG funds will be used to provide scholarships for children from low income families to participate in the After School Program in the unincorporated community of North Shore. Children provided with scholarships will be afforded the opportunity to participate in supervised creative arts, sports, special events, theme days, drama, games and homework assistance.

Financing

	Fund Type	Grant Year	Grant	Funded Amount	Drawn In Program Year	Drawn Thru Program Year
CDBG	EN	Pre-2015		$9,000.00	$0.00	$0.00
		2013	B13UC060506		$9,000.00	$9,000.00
Total	**Total**			**$9,000.00**	**$9,000.00**	**$9,000.00**

Proposed Accomplishments

People (General) : 30

Actual Accomplishments

Number assisted:	Owner		Renter		Total		Person	
	Total	Hispanic	Total	Hispanic	Total	Hispanic	Total	Hispanic
White:	0	0	0	0	0	0	31	31
Black/African American:	0	0	0	0	0	0	0	0
Asian:	0	0	0	0	0	0	1	1
American Indian/Alaskan Native:	0	0	0	0	0	0	0	0
Native Hawaiian/Other Pacific Islander:	0	0	0	0	0	0	0	0
American Indian/Alaskan Native & White:	0	0	0	0	0	0	0	0
Asian White:	0	0	0	0	0	0	0	0
Black/African American & White:	0	0	0	0	0	0	0	0
American Indian/Alaskan Native & Black/African American:	0	0	0	0	0	0	3	3
Other multi-racial:	0	0	0	0	0	0	1	0
Asian/Pacific Islander:	0	0	0	0	0	0	0	0
Hispanic:	0	0	0	0	0	0	0	0
Total:	**0**	**0**	**0**	**0**	**0**	**0**	**36**	**35**
Female-headed Households:	0		0		0			

Income Category:

	Owner	Renter	Total	Person
Extremely Low	0	0	0	36
Low Mod	0	0	0	0
Moderate	0	0	0	0

Non Low Moderate	0	0	0	0
Total	0	0	0	36
Percent Low/Mod				100.0%

Annual Accomplishments

Years	Accomplishment Narrative	# Benefitting
2014	Project Complete. CDBG funds were used to pay for costs associated with operating the after school program. CDBG funds were used specifically to pay for staff salaries and program supplies. Children from low-income families were afforded the opportunity to participate in the After School Program in the unincorporated, low- to moderate-income community of North Shore. Through the afterschool program, Children were provided accessibility to supervised creative arts, sports, special events, theme days, drama, games and homework assistance activities. Reason for discrepancy is due to the Desert Recreation District's public noticing, and community outreach, regarding the after-school program, the district received more program participation than originally anticipated.	

PGM Year: 2014

Project: 0073 - 4.161-14 - Las Mananitas Migrant Farm Worker Housing

IDIS Activity: 5622 - 4.161-14 - Las Mananitas Migrant Farm Worker Housing

Status: Completed 4/9/2015 12:00:00 AM

Location: 45701 Monroe St 91200 Avenue 63, Mecca CA 92254 Indio, CA 92201-3937

Objective: Create suitable living environments

Outcome: Availability/accessibility

Matrix Code: Operating Costs of Homeless/AIDS Patients Programs (03T)

National Objective: LMC

Initial Funding Date: 10/21/2014

Description:

CVHC provides affordable, decent, and sanitary housing for homeless migrant farm workers in the Coachella Valley. The project helps to mitigate the severe housing shortage for migrant farm workers during peak harvest seasons. CDBG funds will be used for operational costs of the facility including salaries (direct cost), supplies, and other program related expenses.

Financing

	Fund Type	Grant Year	Grant	Funded Amount	Drawn In Program Year	Drawn Thru Program Year
CDBG	EN	Pre-2015		$6,000.00	$0.00	$0.00
		2013	B13UC060506		$6,000.00	$6,000.00
Total	**Total**			**$6,000.00**	**$6,000.00**	**$6,000.00**

Proposed Accomplishments

People (General) : 264

Actual Accomplishments

Number assisted:	Owner		Renter		Total		Person	
	Total	Hispanic	Total	Hispanic	Total	Hispanic	Total	Hispanic
White:	0	0	0	0	0	0	109	109
Black/African American:	0	0	0	0	0	0	0	0
Asian:	0	0	0	0	0	0	0	0
American Indian/Alaskan Native:	0	0	0	0	0	0	0	0
Native Hawaiian/Other Pacific Islander:	0	0	0	0	0	0	0	0
American Indian/Alaskan Native & White:	0	0	0	0	0	0	0	0
Asian White:	0	0	0	0	0	0	0	0
Black/African American & White:	0	0	0	0	0	0	0	0
American Indian/Alaskan Native & Black/African American:	0	0	0	0	0	0	0	0
Other multi-racial:	0	0	0	0	0	0	0	0
Asian/Pacific Islander:	0	0	0	0	0	0	0	0
Hispanic:	0	0	0	0	0	0	0	0
Total:	**0**	**0**	**0**	**0**	**0**	**0**	**109**	**109**
Female-headed Households:	0		0		0			

Income Category:

	Owner	Renter	Total	Person
Extremely Low	0	0	0	109
Low Mod	0	0	0	0

Moderate	0	0	0	0
Non Low Moderate	0	0	0	0
Total	0	0	0	109
Percent Low/Mod				100.0%

Annual Accomplishments

Years	Accomplishment Narrative	# Benefitting
2014	With CDBG funds CVHC was able to provide affordable, decent, and sanitary housing for homeless migrant farm workers in the Coachella Valley. The project helped to mitigate the severe housing shortage for migrant farm workers during peak harvest seasons. CDBG funds were used for operational costs of the facility including water, electricity and gas. CDBG funds were used to pay for operational costs in the months of July through December 2014. Due to the fact that CDBG funds were expended by the end of December, CVHC was unable to capture the clients served in the month of February and March, which is the beginning of the grape season and typically yields full occupancy and higher Direct Benefit numbers.	

PGM Year: 2014

Project: 0074 - 4.162-14 - Soroptimist House of Hope

IDIS Activity: 5623 - 4.162-14 - Soroptimist House of Hope

Status: Completed 2/10/2015 12:00:00 AM

Location: 13526 Cielo Azul Way Desert Hot Springs, CA 92240-6204

Objective: Create suitable living environments

Outcome: Availability/accessibility

Matrix Code: Substance Abuse Services (05F)

National Objective: LMC

Initial Funding Date: 10/21/2014

Description:

The Soroptimist House of Hope provides a 45-day, 12-step social model substance abuse recovery treatment program for low- to moderate-income women. CDBG funds will be used to pay for staff salaries (direct cost).

Financing

	Fund Type	Grant Year	Grant	Funded Amount	Drawn In Program Year	Drawn Thru Program Year
CDBG	EN	Pre-2015		$4,000.00	$0.00	$0.00
		2013	B13UC060506		$4,000.00	$4,000.00
Total	**Total**			**$4,000.00**	**$4,000.00**	**$4,000.00**

Proposed Accomplishments

People (General) : 3

Actual Accomplishments

Number assisted:	Owner		Renter		Total		Person	
	Total	Hispanic	Total	Hispanic	Total	Hispanic	Total	Hispanic
White:	0	0	0	0	0	0	7	1
Black/African American:	0	0	0	0	0	0	0	0
Asian:	0	0	0	0	0	0	0	0
American Indian/Alaskan Native:	0	0	0	0	0	0	1	0
Native Hawaiian/Other Pacific Islander:	0	0	0	0	0	0	0	0
American Indian/Alaskan Native & White:	0	0	0	0	0	0	0	0
Asian White:	0	0	0	0	0	0	0	0
Black/African American & White:	0	0	0	0	0	0	0	0
American Indian/Alaskan Native & Black/African American:	0	0	0	0	0	0	0	0
Other multi-racial:	0	0	0	0	0	0	0	0
Asian/Pacific Islander:	0	0	0	0	0	0	0	0
Hispanic:	0	0	0	0	0	0	0	0
Total:	**0**	**0**	**0**	**0**	**0**	**0**	**8**	**1**

Female-headed Households:	0	0	0

Income Category:

	Owner	Renter	Total	Person
Extremely Low	0	0	0	8
Low Mod	0	0	0	0
Moderate	0	0	0	0

Non Low Moderate	0	0	0	0
Total	0	0	0	8
Percent Low/Mod				100.0%

Annual Accomplishments

Years	Accomplishment Narrative	# Benefitting
2014	CDBG funds were used to pay for staff salaries (direct cost) to assist with operational expenses of the Soroptomist House of Hope's 45-day, 12-step model substance abuse recovery treatment program for low- to moderate-income women in the Desert Hot Springs and surrounding areas. Eight women were provided access to treatment for the purpose of creating a suitable living environment. At the beginning of the program year (July 2014) there were two clients/residents enrolled at the Soroptomist House of Hope in Desert Hot Springs. However, during the month of July 2014, six additional clients/residents were enrolled in the program due to program outreach and referrals.	

PGM Year: 2014

Project: 0076 - 4.163-14 - Mental Health Counseling

IDIS Activity: 5624 - 4.163-14 - Mental Health Counseling

Status: Completed 5/20/2015 12:00:00 AM

Location: 14080 Palm Dr 81709 Dr. Carreon #D, Indio, CA Desert Hot Springs, CA 92240-2100

Objective: Create suitable living environments

Outcome: Availability/accessibility

Matrix Code: Mental Health Services (05O)

National Objective: LMC

Initial Funding Date: 10/21/2014

Description:

The Mental Health Counseling program provides counseling, education, and intervention services to low-income families experiencing domestic violence and child abuse. CDBG funds will be used for operational expenses, direct staff salaries (direct cost), supplies, and program related expenses.

Financing

	Fund Type	Grant Year	Grant	Funded Amount	Drawn In Program Year	Drawn Thru Program Year
CDBG	EN	Pre-2015		$5,000.00	$0.00	$0.00
		2013	B13UC060506		$5,000.00	$5,000.00
Total	**Total**			**$5,000.00**	**$5,000.00**	**$5,000.00**

Proposed Accomplishments

People (General) : 140

Actual Accomplishments

Number assisted:	Owner		Renter		Total		Person	
	Total	Hispanic	Total	Hispanic	Total	Hispanic	Total	Hispanic
White:	0	0	0	0	0	0	101	71
Black/African American:	0	0	0	0	0	0	18	4
Asian:	0	0	0	0	0	0	1	0
American Indian/Alaskan Native:	0	0	0	0	0	0	5	4
Native Hawaiian/Other Pacific Islander:	0	0	0	0	0	0	3	2
American Indian/Alaskan Native & White:	0	0	0	0	0	0	4	0
Asian White:	0	0	0	0	0	0	1	1
Black/African American & White:	0	0	0	0	0	0	7	0
American Indian/Alaskan Native & Black/African American:	0	0	0	0	0	0	7	7
Other multi-racial:	0	0	0	0	0	0	17	0
Asian/Pacific Islander:	0	0	0	0	0	0	0	0
Hispanic:	0	0	0	0	0	0	0	0
Total:	**0**	**0**	**0**	**0**	**0**	**0**	**164**	**89**
Female-headed Households:	0		0		0			

Income Category:

	Owner	Renter	Total	Person
Extremely Low	0	0	0	157
Low Mod	0	0	0	6
Moderate	0	0	0	0

Non Low Moderate	0	0	0	1
Total	0	0	0	164
Percent Low/Mod				99.4%

Annual Accomplishments

Years	Accomplishment Narrative	# Benefitting
2014	CDBG funds were used to pay for staff salaries (direct cost) for the Blythe, Indio, and Desert Hot Springs offices. The Mental Health Counseling Program provided counseling, education, and intervention services to low-income families experiencing domestic violence and child abuse. Participants were provided accessibility to the program for the purpose of creating a suitable living environment. According to the Executive Director of Family Services of the Desert, "the increase in the number of clients being served, after consultation with the Department of Mental Health, has been determined due to citizens signing up for the Affordable Healthcare Act that included a mental health provision and the State of California's enactment of Katie, a legislation that seeks to enhance and increase the amount of service being provided to children being served by Riverside County. As a result, and something that could not be fully anticipated, the number of clients being served has exceeded the original forecast."	

PGM Year: 2014

Project: 0077 - 4.164-14 - S.C.R.A.P. Gallery Mural Program

IDIS Activity: 5625 - 4.164-14 - S.C.R.A.P. Gallery Mural Program

Status:	Open	Objective:	Create suitable living environments		
Location:	46350 Arabia St Thousand Palms, Mecca, Oasis, Thermal, North Shore Indio, CA 92201-5824	Outcome:	Availability/accessibility		
		Matrix Code:	Public Facilities and Improvement (General) (03)	National Objective:	LMA

Initial Funding Date: 10/21/2014

Description:

SCRAP Gallery Mural Program will create a series of public Murals in the Mecca, Thermal, Thousand Palms, Desert Hot Springs, Oasis, and North Shore communities. Murals will be located at community centers, libraries, and recreational centers. The murals consist of environmental themes unique to each community, inspired by, and created by, local children using recycled and eco-friendly materials. CDBG funds will be used for staff salaries (direct cost), Consulting Artist, materials, supplies, and other related expenses.

Financing

	Fund Type	Grant Year	Grant	Funded Amount	Drawn In Program Year	Drawn Thru Program Year
CDBG	EN	Pre-2015		$15,000.00	$0.00	$0.00
Total	**Total**			**$15,000.00**	**$0.00**	**$0.00**

Proposed Accomplishments

People (General) : 20,870

Total Population in Service Area: 20,870

Census Tract Percent Low / Mod: 74.60

Annual Accomplishments

Years	Accomplishment Narrative	# Benefitting
2014	Project currently underway. The S.C.R.A.P. Gallery is in the process of obtaining the necessary insurance documentation to meet the County's standards. Once the documentation has been received, the Incur Cost Letter and Agreement will be issued. In the meantime, the S.C.R.A.P. Gallery is in the process of working with communities to establish project locations for the mural and themes, along with the mural design. To date, there is no public benefit to report.	

PGM Year: 2014

Project: 0078 - 4.165-14 - John Kelley Elementary Playground Improvement Project

IDIS Activity: 5626 - 4.165-14 - John Kelley Elementary Playground Improvement Project

Status: Open

Location: 87163 Center St Thermal, CA 92274-8753

Objective: Create suitable living environments

Outcome: Availability/accessibility

Matrix Code: Parks, Recreational Facilities (03F)

National Objective: LMA

Initial Funding Date: 10/21/2014

Description:

CDBG funds will be used to purchase and install shade structures, drinking fountains, and for other playground improvements. These upgrades will allow CVUSD to meet safety standards and provide members of the community access to recreational facilities.

Financing

	Fund Type	Grant Year	Grant	Funded Amount	Drawn In Program Year	Drawn Thru Program Year
CDBG	EN	Pre-2015		$50,000.00	$0.00	$0.00
Total	**Total**			**$50,000.00**	**$0.00**	**$0.00**

Proposed Accomplishments

Public Facilities : 1,765

Total Population in Service Area: 1,765

Census Tract Percent Low / Mod: 83.60

Annual Accomplishments

Years	Accomplishment Narrative	# Benefitting
2014	Project currently underway. CDBG funds will be used to purchase and install playground equipment at the John Kelley Elementary School in the low-mod area of Thermal. Currently, the Coachella Valley Unified School District is in the process of obtaining proper insurance documentation and completing the online training course. Once the insurance requirements have been met, and the Incur Cost Letter is issued, the district will procure the purchase of equipment. The Coachella Valley Unified School District will use their staff to complete the installation of the equipment. CDBG funds will be used specifically for direct project costs, including the purchase of playground equipment, project materials, and staff time allocated to completing the installation. There is no public benefit to date.	

PGM Year: 2014

Project: 0079 - 4.166-14 - Coachella Valley Micro-enterprise Development Program

IDIS Activity: 5627 - 4.166-14 - Coachella Valley Micro-enterprise Development Program

Status: Completed 6/30/2015 12:00:00 AM

Location: 77806 Flora Rd Palm Desert, CA 92211-4108

Objective: Create economic opportunities

Outcome: Availability/accessibility

Matrix Code: Micro-Enterprise Assistance (18C)

National Objective: LMCMC

Initial Funding Date: 10/21/2014

Description:

The Micro-enterprise Development Program will provide consulting and training services to low- to moderate-income small business owners in the Coachella Valley. These services will focus on financial management, systemization, marketing, and sales. CDBG funds will be used for salaries (direct cost).

Financing

	Fund Type	Grant Year	Grant	Funded Amount	Drawn In Program Year	Drawn Thru Program Year
CDBG	EN	Pre-2015		$12,500.00	$0.00	$0.00
		2013	B13UC060506		$12,500.00	$12,500.00
Total	**Total**			**$12,500.00**	**$12,500.00**	**$12,500.00**

Proposed Accomplishments

Businesses : 8

Actual Accomplishments

Number assisted:	Owner		Renter		Total		Person	
	Total	Hispanic	Total	Hispanic	Total	Hispanic	Total	Hispanic
White:	0	0	0	0	0	0	5	1
Black/African American:	0	0	0	0	0	0	1	0
Asian:	0	0	0	0	0	0	0	0
American Indian/Alaskan Native:	0	0	0	0	0	0	1	1
Native Hawaiian/Other Pacific Islander:	0	0	0	0	0	0	0	0
American Indian/Alaskan Native & White:	0	0	0	0	0	0	1	1
Asian White:	0	0	0	0	0	0	0	0
Black/African American & White:	0	0	0	0	0	0	0	0
American Indian/Alaskan Native & Black/African American:	0	0	0	0	0	0	0	0
Other multi-racial:	0	0	0	0	0	0	0	0
Asian/Pacific Islander:	0	0	0	0	0	0	0	0
Hispanic:	0	0	0	0	0	0	0	0
Total:	**0**	**0**	**0**	**0**	**0**	**0**	**8**	**3**
Female-headed Households:	0		0		0			

Income Category:

	Owner	Renter	Total	Person
Extremely Low	0	0	0	5
Low Mod	0	0	0	3
Moderate	0	0	0	0
Non Low Moderate	0	0	0	0

Total	0	0	0	8
Percent Low/Mod				100.0%

Annual Accomplishments

Years	Accomplishment Narrative	# Benefitting
2014	Project Complete. The University Enterprises Corporation at Cal State University of San Bernardino's Inland Empire Center for Entrepreneurship was able to provide eight Coachella Valley based micro-enterprises assistance through their Micro-Enterprise Development Project. Services were provided at the Coachella Valley Women's Business Center, located in Palm Desert. Two new (early stage) businesses, and 6 existing businesses, sought and received assistance. Services provided include business planning, financial management, systemization, marketing, and sales to advance the businesses. Additionally, program participants are working in a cohort and are encouraged to develop strategic relationships with other business professionals and each other.	

PGM Year: 2014

Project: 0080 - 4.167-14 - 4th District Public Facility Fund

IDIS Activity: 5628 - 4.167-14 - 4th District Public Facility Fund

Status:	Open	Objective:	Create suitable living environments		
Location:	3403 10th St 4th District Riverside, CA 92501-3670	Outcome:	Sustainability		
		Matrix Code:	Public Facilities and Improvement (General) (03)	National Objective:	LMC

Initial Funding Date: 10/21/2014

Description:

CDBG funds will be used to construct eligible public facilities located in low-income areas or serving low-moderate income persons in the 4th District. As specific and eligible projects are identified, the County will proceed with amendments to the 2014-2015 One Year Action Plan pursuant to the Citizens Participation Plan.

Financing

	Fund Type	Grant Year	Grant	Funded Amount	Drawn In Program Year	Drawn Thru Program Year
CDBG	EN	Pre-2015		$256,079.43	$0.00	$0.00
Total	**Total**			**$256,079.43**	**$0.00**	**$0.00**

Proposed Accomplishments

Public Facilities : 1

Actual Accomplishments

Number assisted:	Owner		Renter		Total		Person	
	Total	Hispanic	Total	Hispanic	Total	Hispanic	Total	Hispanic
White:	0	0	0	0	0	0		0
Black/African American:	0	0	0	0	0	0	0	0
Asian:	0	0	0	0	0	0	0	0
American Indian/Alaskan Native:	0	0	0	0	0	0	0	0
Native Hawaiian/Other Pacific Islander:	0	0	0	0	0	0	0	0
American Indian/Alaskan Native & White:	0	0	0	0	0	0	0	0
Asian White:	0	0	0	0	0	0	0	0
Black/African American & White:	0	0	0	0	0	0	0	0
American Indian/Alaskan Native & Black/African American:	0	0	0	0	0	0	0	0
Other multi-racial:	0	0	0	0	0	0	0	0
Asian/Pacific Islander:	0	0	0	0	0	0	0	0
Hispanic:	0	0	0	0	0	0	0	0
Total:	**0**	**0**	**0**	**0**	**0**	**0**	**0**	**0**
Female-headed Households:	0		0		0			

Income Category:

	Owner	Renter	Total	Person
Extremely Low	0	0	0	0
Low Mod	0	0	0	0
Moderate	0	0	0	0

Non Low Moderate	0	0	0	0
Total	0	0	0	0
Percent Low/Mod				

Annual Accomplishments

Years	Accomplishment Narrative	# Benefitting
2014	14/15 funding $202,825. 10/27/14 reprog $8,000 to idis#5566, funding reduced $194,825. 10/28/14 reprog remaining unused funds $70,582.09 from idis#5334, funding increased to $265,407.09. 4/13/15 reprog $8,000 from idis#5546, funding increased to $273,407.09. 4/13/15 reprog $50,000 to idis#5670, funding decreased to $223,407.09. 6/24/15 CDBG funds will be used to construct eligible public facilities located in low-income areas or serving low-moderate income persons in the 4th District. As specific and eligible projects are identified, the County will proceed with amendments to the 2014-2015 One Year Action Plan pursuant to the Citizens Participation Plan.	
2015	7/28/15 reprog $33,055.24 from idis#5550, funding increased to $256,462.33. 7/28/5 year-end cleanup, per fiscal reprog $382.90 to idis#5550 for final draw, funding reduced to $256,079.43.	

PGM Year: 2014

Project: 0081 - 4.CO.05-14 - Enhanced Code Enforcement Program

IDIS Activity: 5629 - 4.CO.05-14 - Enhanced Code Enforcement Program

Status:	Completed 4/8/2015 12:00:00 AM	Objective:	Create suitable living environments		
Location:	1515 6th St City of Coachella Coachella, CA 92236-1713	Outcome:	Sustainability		
		Matrix Code:	Code Enforcement (15)	National Objective:	LMA

Initial Funding Date: 10/21/2014

Description:

CDBG funds will be used to add one full-time code enforcement officer to existing officers who will conduct a comprehensive code enforcement program designed to eliminate citywide blight. Code Enforcement officers will work with home-owners and tenants to bring the properties into compliance. CDBG funds will be used for staff salaries (direct costs) and overhead expenses.

Financing

	Fund Type	Grant Year	Grant	Funded Amount	Drawn In Program Year	Drawn Thru Program Year
CDBG	EN	Pre-2015		$100,000.00	$0.00	$0.00
		2013	B13UC060506		$100,000.00	$100,000.00
Total	**Total**			**$100,000.00**	**$100,000.00**	**$100,000.00**

Proposed Accomplishments

People (General) : 38,285

Total Population in Service Area: 38,285

Census Tract Percent Low / Mod: 66.60

Annual Accomplishments

Years	Accomplishment Narrative	# Benefitting
2014	Project is 100% Complete. CDBG funds were used to pay for costs associated with administering Code Enforcement services in the City of Coachella. Costs incurred were for the inspection and enforcement of code violations, which included salaries and related expenses of code enforcement officers to deter code violations in low- to moderate- income neighborhoods, in the City of Coachella. Code officers delivered their skills and knowledge of prevention, education, and enforcement in areas throughout the City. Officer reports demonstrate that as a result of this program, daily inspections were performed, 211 code violation cases were opened, with 97 closed and 114 pending with violations issued. The types of code violations identified and reported include, but are not limited to: Termites, Insects, Vermin or Rodents, Offensive Odors, Hazardous Substances and Waste, Visual Blight, Disruptive Activities, Public Burning, Discharge of Sewage, and other Public Nuisances and Safety Hazards.	

PGM Year: 2014

Project: 0082 - 4.CO.06-14 - Fiesta Homes Parks Improvement Project

IDIS Activity: 5631 - 4.CO.06-14 - Fiesta Homes Parks Improvement Project

Status: Completed 6/30/2015 12:00:00 AM

Location: 1515 6th St 49th & Van Buren St. Coachella, CA Coachella, CA 92236-1713

Objective: Create suitable living environments

Outcome: Sustainability

Matrix Code: Parks, Recreational Facilities (03F)

National Objective: LMA

Initial Funding Date: 10/21/2014

Description:

CDBG funds will be used for public park improvements in the Fiesta Homes Neighborhood located in the City of Coachella.

Financing

	Fund Type	Grant Year	Grant	Funded Amount	Drawn In Program Year	Drawn Thru Program Year
CDBG	EN	Pre-2015		$2,858.17	$0.00	$0.00
		2013	B13UC060506		$2,858.17	$2,858.17
Total	**Total**			**$2,858.17**	**$2,858.17**	**$2,858.17**

Proposed Accomplishments

Public Facilities : 3,065

Total Population in Service Area: 3,065

Census Tract Percent Low / Mod: 71.30

Annual Accomplishments

Years	Accomplishment Narrative	# Benefitting
2014	3/30/15 reprog $37,141.83 to idis#5633, funding reduced to $2,858.17. CDBG funds were used to pay for the costs of supplies and city staff time of the reconstruction and improvement of fencing in the Fiesta Homes Neighborhood within the City of Coachella. This project will help build capacity on the City's anti-vandalism, anti-graffiti, and proactive code enforcement programs.	

PGM Year: 2014

Project: 0083 - 4.CO.07-14 - Public Safety Improvement Project

IDIS Activity: 5632 - 4.CO.07-14 - Public Safety Improvement Project

Status:	Completed 6/30/2015 12:00:00 AM	Objective:	Create suitable living environments		
Location:	1515 6th St Landscaping, Lighting, and maintenance districts in Coachella Coachella, CA 92236-1713	Outcome:	Sustainability		
		Matrix Code:	Public Facilities and Improvement (General) (03)	National Objective:	LMA

Initial Funding Date: 10/21/2014

Description:

The city will use CDBG funds to mount permanent safety security cameras in select locations around the city to improve public safety and to deter and prevent crime and vandalism.

Financing

	Fund Type	Grant Year	Grant	Funded Amount	Drawn In Program Year	Drawn Thru Program Year
CDBG	EN	Pre-2015		$94,903.00	$0.00	$0.00
		2013	B13UC060506		$94,903.00	$94,903.00
Total	**Total**			**$94,903.00**	**$94,903.00**	**$94,903.00**

Proposed Accomplishments

People (General) : 38,285

Total Population in Service Area: 38,285

Census Tract Percent Low / Mod: 66.60

Annual Accomplishments

Years	Accomplishment Narrative	# Benefitting
2014	CDBG funds were used to pay for the costs of purchasing and installing fifteen (15) Flashcam crime prevention motion and voice message cameras in the neighborhoods and landscape and lighting maintenance districts throughout the city of Coachella. These cameras will deter and help control crime and vandalism within specific areas of he city.	

PGM Year: 2014

Project: 0084 - 4.CO.08-14 - Shady Lane Sidewalk Improvement Project

IDIS Activity: 5633 - 4.CO.08-14 - Shady Lane Sidewalk Improvement Project

Status: Open

Location: 1515 6th St Shady Lane adjacent to Dateland Park
Coachella, CA 92236-1713

Objective: Create suitable living environments

Outcome: Availability/accessibility

Matrix Code: Sidewalks (03L)

National Objective: LMA

Initial Funding Date: 10/21/2014

Description:

CDBG funds will be used to pay for costs associated with the design and construction of approximately 5,500 square feet of P.C.C. sidewalk and two ADA compliant curb ramps on the west side of Shady Lane from Araby Avenue to Bagdag Avenue.

Financing

	Fund Type	Grant Year	Grant	Funded Amount	Drawn In Program Year	Drawn Thru Program Year
CDBG	EN	Pre-2015		$146,551.07	$0.00	$0.00
	PI	Pre-2015		$590.76	$0.00	$0.00
Total	**Total**			**$147,141.83**	**$0.00**	**$0.00**

Proposed Accomplishments

People (General) : 3,415

Total Population in Service Area: 3,415

Census Tract Percent Low / Mod: 77.60

Annual Accomplishments

Years	Accomplishment Narrative	# Benefitting
2014	3/30/15 reprog $37,141.83 from idis#5631, funding increased to $147,141.83. 6/30/15 PI increase $590.76, EN decrease $590.76, total funding remains the same. CDBG funds will be used to pay for the equipment and city staff time of the Design and construct approximately 5,500 square feet of P.C.C. Sidewalk and two ADA curb ramps per Riverside County Standard Drawings No. 401 and No. 403 Cases (A) and (B), respectively, on the east side of Shady Lane from Araby to Bagdad, to provide for safe pedestrian access and circulation to- and -from Dateland Park and the Shady Lane Mural. Also, project installs desert friendly plantings in landscape buffer between edge of sidewalk and Mural. The project is currently 10% complete no funding request have been submitted to-date and future request to the City are pending.	

PGM Year: 2014

Project: 0085 - 4.IW.09-14 - Upgraded Lighting for Senior Affordable Housing Property-Phase II

IDIS Activity: 5634 - 4.IW.09-14 - Upgraded Lighting for Senior Affordable Housing Property-Phase II

Status: Open

Location: 78000 Betty Barker Way Indian Wells, CA 92210-7516

Objective: Create suitable living environments

Outcome: Availability/accessibility

Matrix Code: Senior Centers (03A)

National Objective: LMC

Initial Funding Date: 10/21/2014

Description:

The National Community Renaissance will use CDBG funds to upgrade lighting, for enhanced safety and energy efficiency, at one of the City-owned, low-income senior housing apartment communities, in the City of Indian Wells.

Financing

	Fund Type	Grant Year	Grant	Funded Amount	Drawn In Program Year	Drawn Thru Program Year
CDBG	EN	Pre-2015		$44,266.05	$0.00	$0.00
		2013	B13UC060506		$20,000.00	$20,000.00
Total	**Total**			**$44,266.05**	**$20,000.00**	**$20,000.00**

Proposed Accomplishments

Public Facilities : 1

Actual Accomplishments

Number assisted:	Owner		Renter		Total		Person	
	Total	Hispanic	Total	Hispanic	Total	Hispanic	Total	Hispanic
White:	0	0	0	0	0	0		0
Black/African American:	0	0	0	0	0	0	0	0
Asian:	0	0	0	0	0	0	0	0
American Indian/Alaskan Native:	0	0	0	0	0	0	0	0
Native Hawaiian/Other Pacific Islander:	0	0	0	0	0	0	0	0
American Indian/Alaskan Native & White:	0	0	0	0	0	0	0	0
Asian White:	0	0	0	0	0	0	0	0
Black/African American & White:	0	0	0	0	0	0	0	0
American Indian/Alaskan Native & Black/African American:	0	0	0	0	0	0	0	0
Other multi-racial:	0	0	0	0	0	0	0	0
Asian/Pacific Islander:	0	0	0	0	0	0	0	0
Hispanic:	0	0	0	0	0	0	0	0
Total:	**0**	**0**	**0**	**0**	**0**	**0**	**0**	**0**
Female-headed Households:	0		0		0			

Income Category:

	Owner	Renter	Total	Person
Extremely Low	0	0	0	0
Low Mod	0	0	0	0
Moderate	0	0	0	0

Non Low Moderate	0	0	0	0
Total	0	0	0	0
Percent Low/Mod				

Annual Accomplishments

Years	Accomplishment Narrative	# Benefitting
2014	2014/15 funding $20,000. Proposed to serve 128 low-income seniors. Project underway-CDBG funds will be used to continue lighting upgrades at the Mountain View Villas Senior Housing Property, owned by the City of Indian Wells. CDBG funds will be used specifically to purchase lighting equipment, and for City staff to complete the installation. No public benefit to date. 7/1/15 year-end cleanup reprog $24,266.05 from idis#5500, funding increased to $44,266.05.	

PGM Year: 2014

Project: 0086 - 4.LQ.19-14 - Parks ADA Improvements Project

IDIS Activity: 5635 - 4.LQ.19-14 - Parks ADA Improvements Project

Status: Open

Location: 78495 Calle Tampico Citywide La Quinta, CA 92253-2839

Objective: Create suitable living environments

Outcome: Availability/accessibility

Matrix Code: Parks, Recreational Facilities (03F)

National Objective: LMC

Initial Funding Date: 10/21/2014

Description:

The City will design and construct ADA improvements at various City-owned parks and other facilities based on the prioritized improvements recommended as part of the ADA Transition Plan Report. CDBG funds will be used for design, inspection and testing, playground equipment purchases, and construction.

Financing

	Fund Type	Grant Year	Grant	Funded Amount	Drawn In Program Year	Drawn Thru Program Year
CDBG	EN	Pre-2015		$310,485.98	$0.00	$0.00
Total	**Total**			**$310,485.98**	**$0.00**	**$0.00**

Proposed Accomplishments

Public Facilities : 1

Actual Accomplishments

Number assisted:	Owner		Renter		Total		Person	
	Total	Hispanic	Total	Hispanic	Total	Hispanic	Total	Hispanic
White:	0	0	0	0	0	0		0
Black/African American:	0	0	0	0	0	0	0	0
Asian:	0	0	0	0	0	0	0	0
American Indian/Alaskan Native:	0	0	0	0	0	0	0	0
Native Hawaiian/Other Pacific Islander:	0	0	0	0	0	0	0	0
American Indian/Alaskan Native & White:	0	0	0	0	0	0	0	0
Asian White:	0	0	0	0	0	0	0	0
Black/African American & White:	0	0	0	0	0	0	0	0
American Indian/Alaskan Native & Black/African American:	0	0	0	0	0	0	0	0
Other multi-racial:	0	0	0	0	0	0	0	0
Asian/Pacific Islander:	0	0	0	0	0	0	0	0
Hispanic:	0	0	0	0	0	0	0	0
Total:	**0**	**0**	**0**	**0**	**0**	**0**	**0**	**0**
Female-headed Households:	0		0		0			

Income Category:

	Owner	Renter	Total	Person
Extremely Low	0	0	0	0
Low Mod	0	0	0	0
Moderate	0	0	0	0
Non Low Moderate	0	0	0	0

Total	0	0	0	0
Percent Low/Mod				

Annual Accomplishments

Years	Accomplishment Narrative	# Benefitting
2014	2014/15 funding $104,614. Proposed to serve 3,614. 10/27/14 reprog $205,871.98 from ($82,011.98 idis#5355 and $123,860 idis#5502)funding increased to $310,485.98. Project underway. The City's consultant is in the process of developing the plans and specifications. EDA provided the Special Federal Provisions to be included in the City's document. Once the plans and specs are complete, the City will provide the documents to the County for review and approval. It is estimated that the design process will be complete by mid- to late-July, with the project being bid for construction fall of 2015. There is no public benefit to report.	

PGM Year: 2014

Project: 0087 - 4.LQ.20-14 - Boys and Girls Club Scholarship Program

IDIS Activity: 5636 - 4.LQ.20-14 - Boys and Girls Club Scholarship Program

Status: Completed 6/22/2015 12:00:00 AM

Location: 49995 Park Ave La Quinta, CA 92253-6015

Objective: Create suitable living environments

Outcome: Availability/accessibility

Matrix Code: Public Services (General) (05)

National Objective: LMC

Initial Funding Date: 10/21/2014

Description:

The Boys and Girls Club will use CDBG funds to provide membership "scholarships" to youth from low-income families. These scholarships will allow eligible individuals to participate in after-school programs including concerts, recreation, and arts and crafts activities.

Financing

	Fund Type	Grant Year	Grant	Funded Amount	Drawn In Program Year	Drawn Thru Program Year
CDBG	EN	Pre-2015		$16,065.00	$0.00	$0.00
		2013	B13UC060506		$16,065.00	$16,065.00
Total	**Total**			**$16,065.00**	**$16,065.00**	**$16,065.00**

Proposed Accomplishments

People (General) : 80

Actual Accomplishments	**Owner**		**Renter**		**Total**		**Person**	
Number assisted:	Total	Hispanic	Total	Hispanic	Total	Hispanic	Total	Hispanic
White:	0	0	0	0	0	0	35	20
Black/African American:	0	0	0	0	0	0	6	3
Asian:	0	0	0	0	0	0	1	0
American Indian/Alaskan Native:	0	0	0	0	0	0	0	0
Native Hawaiian/Other Pacific Islander:	0	0	0	0	0	0	0	0
American Indian/Alaskan Native & White:	0	0	0	0	0	0	3	0
Asian White:	0	0	0	0	0	0	0	0
Black/African American & White:	0	0	0	0	0	0	0	0
American Indian/Alaskan Native & Black/African American:	0	0	0	0	0	0	0	0
Other multi-racial:	0	0	0	0	0	0	21	0
Asian/Pacific Islander:	0	0	0	0	0	0	0	0
Hispanic:	0	0	0	0	0	0	0	0
Total:	**0**	**0**	**0**	**0**	**0**	**0**	**66**	**23**
Female-headed Households:	0		0		0			

Income Category:

	Owner	**Renter**	**Total**	**Person**
Extremely Low	0	0	0	25
Low Mod	0	0	0	41

Moderate	0	0	0	0
Non Low Moderate	0	0	0	0
Total	0	0	0	66
Percent Low/Mod				100.0%

Annual Accomplishments

Years	Accomplishment Narrative	# Benefitting
2014	2014/15 funding $20,174. 6/15/15 reprog remaining funds$4,109 to idis#5616 funding reduced to $16,065. Project complete. Boys and Girls Club scholarships were provided to 66 children from low income families. These children were provided the opportunity to access after-school services, such as homework assistance, recreation, and arts and crafts for the purpose of creating a suitable living environment. CDBG funds were used to provide a $255 annual scholarship per child. Reason for discrepancy, Sponsor was unable to utilize all of the CDBG funding allocated to their project due to lack of program participants, as well as failure to submit CDBG documentation for scholarships provided in a timely manner.	

PGM Year: 2014

Project: 0088 - 4.LQ.21-14 - Vista Dunes Community Center Improvements

IDIS Activity: 5637 - 4.LQ.21-14 - Vista Dunes Community Center Improvements

Status: Open

Location: 44950 Vista Dunes Ln La Quinta, CA 92253-4130

Objective: Create suitable living environments

Outcome: Availability/accessibility

Matrix Code: Neighborhood Facilities (03E)

National Objective: LMC

Initial Funding Date: 10/21/2014

Description:

The City's subrecipient will use CDBG funds to complete upgrades to the City-owned affordable housing apartment homes. CDBG funds will be used to purchase and install fencing, complete lighting upgrades and increase storage capacity at the onsite community center. These improvements will increase the safety and security of residents and their children, as well as allow additional space for program supplies, and equipment, to be stored onsite.

Financing

	Fund Type	Grant Year	Grant	Funded Amount	Drawn In Program Year	Drawn Thru Program Year
CDBG	EN	Pre-2015		$19,310.00	$0.00	$0.00
Total	**Total**			**$19,310.00**	**$0.00**	**$0.00**

Proposed Accomplishments

Public Facilities : 80

Actual Accomplishments

Number assisted:	Owner		Renter		Total		Person	
	Total	Hispanic	Total	Hispanic	Total	Hispanic	Total	Hispanic
White:	0	0	0	0	0	0		0
Black/African American:	0	0	0	0	0	0	0	0
Asian:	0	0	0	0	0	0	0	0
American Indian/Alaskan Native:	0	0	0	0	0	0	0	0
Native Hawaiian/Other Pacific Islander:	0	0	0	0	0	0	0	0
American Indian/Alaskan Native & White:	0	0	0	0	0	0	0	0
Asian White:	0	0	0	0	0	0	0	0
Black/African American & White:	0	0	0	0	0	0	0	0
American Indian/Alaskan Native & Black/African American:	0	0	0	0	0	0	0	0
Other multi-racial:	0	0	0	0	0	0	0	0
Asian/Pacific Islander:	0	0	0	0	0	0	0	0
Hispanic:	0	0	0	0	0	0	0	0
Total:	**0**	**0**	**0**	**0**	**0**	**0**	**0**	**0**
Female-headed Households:	0		0		0			

Income Category:

	Owner	Renter	Total	Person
Extremely Low	0	0	0	0
Low Mod	0	0	0	0
Moderate	0	0	0	0

Non Low Moderate	0	0	0	0
Total	0	0	0	0
Percent Low/Mod				

Annual Accomplishments

Years	Accomplishment Narrative	# Benefitting
2014	Project Underway. City and subrecipient have executed CDBG subrecipient agreement and are in the process of identifying a specific scope of work for the project, and prioritizing improvements. It is likely that CDBG funds will be used to purchase materials and supplies and the subrecipient's staff will perform work associated with improvements. Additionally, the City has relayed information regarding reporting requirements to the subrecipient. Although tenants qualify for housing at Vista Dunes by meeting HUDs income guidelines, the subrecipient is currently not collecting data regarding ethnicity. The subrecipient will now begin the process of collecting information regarding ethnicity. There is no public benefit to report.	

PGM Year: 2014

Project: 0089 - 5.66-14 - Emergency Food Distribution

IDIS Activity: 5638 - 5.66-14 - Emergency Food Distribution

Status: Completed 6/24/2015 12:00:00 AM

Location: 26808 Cherry Hills Blvd Menifee, CA 92586-2505

Objective: Create suitable living environments

Outcome: Availability/accessibility

Matrix Code: Public Services (General) (05)

National Objective: LMC

Initial Funding Date: 10/21/2014

Description:

The Community Cupboard provides emergency food boxes to low-income individuals and families living in Menifee Valley. CDBG funds will be used for staff salaries (direct costs) and the purchase of food.

Financing

	Fund Type	Grant Year	Grant	Funded Amount	Drawn In Program Year	Drawn Thru Program Year
CDBG	EN	Pre-2015		$5,000.00	$0.00	$0.00
		2013	B13UC060506		$5,000.00	$5,000.00
Total	**Total**			**$5,000.00**	**$5,000.00**	**$5,000.00**

Proposed Accomplishments

People (General) : 600

Actual Accomplishments

Number assisted:	Owner		Renter		Total		Person	
	Total	Hispanic	Total	Hispanic	Total	Hispanic	Total	Hispanic
White:	0	0	0	0	0	0	441	158
Black/African American:	0	0	0	0	0	0	76	7
Asian:	0	0	0	0	0	0	16	0
American Indian/Alaskan Native:	0	0	0	0	0	0	5	0
Native Hawaiian/Other Pacific Islander:	0	0	0	0	0	0	6	2
American Indian/Alaskan Native & White:	0	0	0	0	0	0	22	7
Asian White:	0	0	0	0	0	0	4	0
Black/African American & White:	0	0	0	0	0	0	16	5
American Indian/Alaskan Native & Black/African American:	0	0	0	0	0	0	0	0
Other multi-racial:	0	0	0	0	0	0	14	0
Asian/Pacific Islander:	0	0	0	0	0	0	0	0
Hispanic:	0	0	0	0	0	0	0	0
Total:	**0**	**0**	**0**	**0**	**0**	**0**	**600**	**179**
Female-headed Households:	0		0		0			

Income Category:

	Owner	Renter	Total	Person
Extremely Low	0	0	0	262
Low Mod	0	0	0	234
Moderate	0	0	0	104
Non Low Moderate	0	0	0	0

Total	0	0	0	600
Percent Low/Mod				100.0%

Annual Accomplishments

Years	Accomplishment Narrative	# Benefitting
2014	2014/15 funding $5,000. Proposed revised to 600 based on actual amount received vs requested. Project complete. The Community Cupboard provided emergency food boxes to 600 low-income individuals and families living in Menifee Valley. CDBG funds were used for staff salaries (direct costs) and the purchase of food.	

PGM Year: 2014

Project: 0090 - 5.67-14 - Boys and Girls Clubs Camp Kids Program

IDIS Activity: 5639 - 5.67-14 - Boys and Girls Clubs Camp Kids Program

Status: Completed 3/3/2015 12:00:00 AM

Location: 1040 Claiborne West Ave Beaumont, CA 92223-7200

Objective: Create suitable living environments

Outcome: Availability/accessibility

Matrix Code: Youth Services (05D)

National Objective: LMC

Initial Funding Date: 10/21/2014

Description:

The Boys and Girls Club of San Gorgonio Pass provides after school, summer, and winter break programs located at the Three Rings Ranch Elementary School Clubhouse. Services include character building, sports and recreation, photography, field trips, and computer education.CDBG funds will used for staff salaries (direct cost).

Financing

	Fund Type	Grant Year	Grant	Funded Amount	Drawn In Program Year	Drawn Thru Program Year
CDBG	EN	Pre-2015		$3,000.00	$0.00	$0.00
		2013	B13UC060506		$3,000.00	$3,000.00
Total	**Total**			**$3,000.00**	**$3,000.00**	**$3,000.00**

Proposed Accomplishments

People (General) : 15

Actual Accomplishments

Number assisted:	Owner		Renter		Total		Person	
	Total	Hispanic	Total	Hispanic	Total	Hispanic	Total	Hispanic
White:	0	0	0	0	0	0	11	5
Black/African American:	0	0	0	0	0	0	0	0
Asian:	0	0	0	0	0	0	0	0
American Indian/Alaskan Native:	0	0	0	0	0	0	2	2
Native Hawaiian/Other Pacific Islander:	0	0	0	0	0	0	0	0
American Indian/Alaskan Native & White:	0	0	0	0	0	0	0	0
Asian White:	0	0	0	0	0	0	1	0
Black/African American & White:	0	0	0	0	0	0	1	0
American Indian/Alaskan Native & Black/African American:	0	0	0	0	0	0	0	0
Other multi-racial:	0	0	0	0	0	0	0	0
Asian/Pacific Islander:	0	0	0	0	0	0	0	0
Hispanic:	0	0	0	0	0	0	0	0
Total:	**0**	**0**	**0**	**0**	**0**	**0**	**15**	**7**
Female-headed Households:	0		0		0			

Income Category:

	Owner	Renter	Total	Person
Extremely Low	0	0	0	13
Low Mod	0	0	0	2

Moderate	0	0	0	0
Non Low Moderate	0	0	0	0
Total	0	0	0	15
Percent Low/Mod				100.0%

Annual Accomplishments

Years	Accomplishment Narrative	# Benefitting
2014	2014/15 funding $3,000. Project complete. The Boys and Girls Club of San Gorgonio Pass provided recreation services to 15 children in the Camp Kids program located at Three Rings Ranch Elementary School from July through August for the purpose of providing a suitable living environment. Services included field trips to learn about conservation,the eco system and, science and technology. Matching funding was leveraged from private funding.	

PGM Year: 2014

Project: 0091 - 5.68-14 - Youth Scholarship Program

IDIS Activity: 5640 - 5.68-14 - Youth Scholarship Program

Status: Completed 6/30/2015 12:00:00 AM

Location: 901 W Esplanade Ave San Jacinto, CA 92582-4501

Objective: Create suitable living environments

Outcome: Affordability

Matrix Code: Youth Services (05D)

National Objective: LMC

Initial Funding Date: 10/21/2014

Description:

The Valley-Wide RPD provides children from low-income families access to sport programs by using CDBG funds to provide scholarships to help defray the cost of participating in organized sports and recreational activities.

Financing

	Fund Type	Grant Year	Grant	Funded Amount	Drawn In Program Year	Drawn Thru Program Year
CDBG	EN	Pre-2015		$426.75	$0.00	$0.00
		2013	B13UC060506		$426.75	$426.75
Total	**Total**			**$426.75**	**$426.75**	**$426.75**

Proposed Accomplishments

People (General) : 50

Actual Accomplishments

Number assisted:	Owner		Renter		Total		Person	
	Total	Hispanic	Total	Hispanic	Total	Hispanic	Total	Hispanic
White:	0	0	0	0	0	0	4	3
Black/African American:	0	0	0	0	0	0	3	0
Asian:	0	0	0	0	0	0	0	0
American Indian/Alaskan Native:	0	0	0	0	0	0	0	0
Native Hawaiian/Other Pacific Islander:	0	0	0	0	0	0	0	0
American Indian/Alaskan Native & White:	0	0	0	0	0	0	0	0
Asian White:	0	0	0	0	0	0	0	0
Black/African American & White:	0	0	0	0	0	0	3	0
American Indian/Alaskan Native & Black/African American:	0	0	0	0	0	0	0	0
Other multi-racial:	0	0	0	0	0	0	11	0
Asian/Pacific Islander:	0	0	0	0	0	0	0	0
Hispanic:	0	0	0	0	0	0	0	0
Total:	**0**	**0**	**0**	**0**	**0**	**0**	**21**	**3**
Female-headed Households:	0		0		0			

Income Category:

	Owner	Renter	Total	Person
Extremely Low	0	0	0	12
Low Mod	0	0	0	9
Moderate	0	0	0	0
Non Low Moderate	0	0	0	0

Total	0	0	0	21
Percent Low/Mod				100.0%

Annual Accomplishments

Years	Accomplishment Narrative	# Benefitting
2014	2014/15 funding $5,000. 6/23/15 reprog $4,573.25 to idis#5642, funding reduced to $426.75. Valley Wide Recreation and Park District provided 21 low income youth that live in the Menifee area access to recreational scholarships to help defray the cost of participating in organized sports. CDBG funds were used for financial scholarships. Reason for discrepancy, Sponsor did not use all CDBG funds allocated to them, therefore only 21 scholarships were given out.	

PGM Year: 2014

Project: 0092 - 5.69-14 - Noble Creek Park ADA Improvements

IDIS Activity: 5641 - 5.69-14 - Noble Creek Park ADA Improvements

Status:	Canceled 10/27/2014 12:00:00 AM	Objective:	Create suitable living environments		
Location:	650 Oak Valley Pkwy Beaumont, CA 92223-1454	Outcome:	Availability/accessibility		
		Matrix Code:	Parks, Recreational Facilities (03F)	National Objective:	LMC

Initial Funding Date: 10/21/2014

Description:

CDBG funds will be used by the Beaumont-Cherry Valley Recreation and Park District for ADA restroom expansion and remodeling of Noble Creek Park. Improvements will include adding 200 square feet addition for ADA compliance, Including renovations to electrical, plumbing, fixtures, roof, building foundation, and adding a pathway.

Financing

No data returned for this view. This might be because the applied filter excludes all data.

Proposed Accomplishments

Public Facilities : 1

Actual Accomplishments

Number assisted:	Owner		Renter		Total		Person	
	Total	Hispanic	Total	Hispanic	Total	Hispanic	Total	Hispanic
White:	0	0	0	0	0	0		0
Black/African American:	0	0	0	0	0	0	0	0
Asian:	0	0	0	0	0	0	0	0
American Indian/Alaskan Native:	0	0	0	0	0	0	0	0
Native Hawaiian/Other Pacific Islander:	0	0	0	0	0	0	0	0
American Indian/Alaskan Native & White:	0	0	0	0	0	0	0	0
Asian White:	0	0	0	0	0	0	0	0
Black/African American & White:	0	0	0	0	0	0	0	0
American Indian/Alaskan Native & Black/African American:	0	0	0	0	0	0	0	0
Other multi-racial:	0	0	0	0	0	0	0	0
Asian/Pacific Islander:	0	0	0	0	0	0	0	0
Hispanic:	0	0	0	0	0	0	0	0
Total:	**0**	**0**	**0**	**0**	**0**	**0**	**0**	**0**
Female-headed Households:	0		0		0			

Income Category:

	Owner	Renter	Total	Person
Extremely Low	0	0	0	0
Low Mod	0	0	0	0
Moderate	0	0	0	0
Non Low Moderate	0	0	0	0
Total	0	0	0	0
Percent Low/Mod				

Annual Accomplishments

Years	Accomplishment Narrative	# Benefitting
2014	2014/15 funding $15,000. 10/27/14 sponsor requested to cancel project due to the inability to fund the project with the original scope of work. 10/27/14 reprog $15,000 to idis#5642 (5th District PF Fund), funding reduced to $0.	

PGM Year: 2014

Project: 0093 - 5.70-14 - 5th District Public Facility Fund

IDIS Activity: 5642 - 5.70-14 - 5th District Public Facility Fund

Status: Open

Location: 3403 10th St 5th District Riverside, CA 92501-3670

Objective: Create suitable living environments

Outcome: Sustainability

Matrix Code: Public Facilities and Improvement (General) (03)

National Objective: LMC

Initial Funding Date: 10/21/2014

Description:

CDBG funds will be used to construct eligible public facilities located in low-income areas or serving low-moderate income persons in the 5th District. As specific and eligible projects are identified, the County will proceed with amendments to the 2014-2015 One Year Action Plan pursuant to the Citizens Participation Plan.

Financing

	Fund Type	Grant Year	Grant	Funded Amount	Drawn In Program Year	Drawn Thru Program Year
CDBG	EN	Pre-2015		$213,703.78	$0.00	$0.00
Total	**Total**			**$213,703.78**	**$0.00**	**$0.00**

Proposed Accomplishments

Public Facilities : 1

Actual Accomplishments

Number assisted:	Owner		Renter		Total		Person	
	Total	Hispanic	Total	Hispanic	Total	Hispanic	Total	Hispanic
White:	0	0	0	0	0	0		0
Black/African American:	0	0	0	0	0	0	0	0
Asian:	0	0	0	0	0	0	0	0
American Indian/Alaskan Native:	0	0	0	0	0	0	0	0
Native Hawaiian/Other Pacific Islander:	0	0	0	0	0	0	0	0
American Indian/Alaskan Native & White:	0	0	0	0	0	0	0	0
Asian White:	0	0	0	0	0	0	0	0
Black/African American & White:	0	0	0	0	0	0	0	0
American Indian/Alaskan Native & Black/African American:	0	0	0	0	0	0	0	0
Other multi-racial:	0	0	0	0	0	0	0	0
Asian/Pacific Islander:	0	0	0	0	0	0	0	0
Hispanic:	0	0	0	0	0	0	0	0
Total:	**0**	**0**	**0**	**0**	**0**	**0**	**0**	**0**
Female-headed Households:	0		0		0			

Income Category:

	Owner	Renter	Total	Person
Extremely Low	0	0	0	0
Low Mod	0	0	0	0

Moderate	0	0	0	0
Non Low Moderate	0	0	0	0
Total	0	0	0	0
Percent Low/Mod				

Annual Accomplishments

Years	Accomplishment Narrative	# Benefitting
2014	2014/15 funding $57,500. 10/27/14 reprog $15,000 from canceled project idis#5641, funding increased to $72,500. 10/28/14 reprog $136,642.95 from idis#5492, funding increased to $209,142.95. 12/15/14 reprog $12.42 to idis#5525, funding reduced to $209,130.53. 6/23/15 reprog $4,573.25 from idis#5640, funding increased to $213,703.78. CDBG funds have not yet been allocated to construct eligible public facilities located in low-income areas or serving low-moderate income persons in the 5th District. As specific and eligible projects are identified, the County will proceed with amendments to the 2014-2015 One Year Action Plan pursuant to the Citizens Participation Plan.	

PGM Year: 2014

Project: 0094 - 5.BEA-24-14 - Street& Sidewalk Improvement Project

IDIS Activity: 5643 - 5.BEA-24-14 - Street& Sidewalk Improvement Project

Status: Open

Location: 550 E 6th St Beaumont, CA 92223-2253

Objective: Create suitable living environments

Outcome: Availability/accessibility

Matrix Code: Public Facilities and Improvement (General) (03)

National Objective: LMA

Initial Funding Date: 10/21/2014

Description:

The City of Beaumont will use CDBG funds for street improvements along California, Orange, Beaumont, and Cherry Avenue, and 1st through 8th Street to construct sidewalks, to improve pedestrian safety and ADA accessibility.

Financing

	Fund Type	Grant Year	Grant	Funded Amount	Drawn In Program Year	Drawn Thru Program Year
CDBG	EN	Pre-2015		$161,876.00	$0.00	$0.00
Total	**Total**			**$161,876.00**	**$0.00**	**$0.00**

Proposed Accomplishments

People (General) : 8,525

Total Population in Service Area: 8,525

Census Tract Percent Low / Mod: 60.90

Annual Accomplishments

Years	Accomplishment Narrative	# Benefitting
2014	2014/15 funding $161,876. Project underway. The City of Beaumont will use CDBG funds for street improvements along California, Orange, Beaumont, and Cherry Avenue and 1st through 8th street for the safety of pedestrians and improving street access for low-income residents. The city will begin completing designs and construction in the next few months. This project will be funded 100% CDBG and leverage will be utilized from future CDBG funds.	

PGM Year: 2014

Project: 0095 - 5.BEA.25-14 - Boys & Girls Club of the San Gorgonio Pass

IDIS Activity: 5644 - 5.BEA.25-14 - Boys & Girls Club of the San Gorgonio Pass

Status: Completed 6/9/2015 12:00:00 AM

Location: 1015 Carnation Ln Beaumont, CA 92223-7827

Objective: Create suitable living environments

Outcome: Availability/accessibility

Matrix Code: Child Care Services (05L)

National Objective: LMC

Initial Funding Date: 10/21/2014

Description:

The Boys and Girls Club of San Gorgonio Pass provides after-school, summer, and winter break programs located at the Anna Hause Elementary School Clubhouse. CDBG funds will used for staff salaries (direct cost).

Financing

	Fund Type	Grant Year	Grant	Funded Amount	Drawn In Program Year	Drawn Thru Program Year
CDBG	EN	Pre-2015		$10,000.00	$0.00	$0.00
		2013	B13UC060506		$10,000.00	$10,000.00
Total	**Total**			**$10,000.00**	**$10,000.00**	**$10,000.00**

Proposed Accomplishments

People (General) : 25

Actual Accomplishments

Number assisted:	Owner		Renter		Total		Person	
	Total	Hispanic	Total	Hispanic	Total	Hispanic	Total	Hispanic
White:	0	0	0	0	0	0	17	7
Black/African American:	0	0	0	0	0	0	2	1
Asian:	0	0	0	0	0	0	0	0
American Indian/Alaskan Native:	0	0	0	0	0	0	3	3
Native Hawaiian/Other Pacific Islander:	0	0	0	0	0	0	0	0
American Indian/Alaskan Native & White:	0	0	0	0	0	0	0	0
Asian White:	0	0	0	0	0	0	1	0
Black/African American & White:	0	0	0	0	0	0	1	0
American Indian/Alaskan Native & Black/African American:	0	0	0	0	0	0	1	0
Other multi-racial:	0	0	0	0	0	0	0	0
Asian/Pacific Islander:	0	0	0	0	0	0	0	0
Hispanic:	0	0	0	0	0	0	0	0
Total:	**0**	**0**	**0**	**0**	**0**	**0**	**25**	**11**
Female-headed Households:	0		0		0			

Income Category:

	Owner	Renter	Total	Person
Extremely Low	0	0	0	18
Low Mod	0	0	0	7
Moderate	0	0	0	0

Non Low Moderate	0	0	0	0
Total	0	0	0	25
Percent Low/Mod				100.0%

Annual Accomplishments

Years	Accomplishment Narrative	# Benefitting
2014	2014/15 funding $10,000. Project complete, 25 low income youth received services at the Boys and Girls Club located at Anna Hause Elementary for the purpose of providing a suitable living environment. The club provided an after-school program, summer, and winter break care allowing accessibility to a safe environment. The camp kids program included recreation activities, nutrition, homework and tutoring assistance. Leverage was received from private foundations and other government funding. Numbers were adjusted based on funding to 25 instead of 50. City of Beaumont did not advise of the change, but noted in the agreement with Boys and Girls Club.	

PGM Year: 2014

Project: 0096 - 5.BN.30-14 - Playground Equipment Improvements

IDIS Activity: 5645 - 5.BN.30-14 - Playground Equipment Improvements

Status: Canceled 3/4/2015 12:00:00 AM

Location: 99 E Ramsey St Repplier, Sylvan, Roosevelt Williams, Lions, and Richard Sanchez Parks Banning, CA 92220-4837

Objective: Create suitable living environments

Outcome: Availability/accessibility

Matrix Code: Parks, Recreational Facilities (03F)

National Objective: LMA

Initial Funding Date: 10/21/2014

Description:

The City of Banning will replace deteriorated and dangerous playground equipment at Repplier, Sylvan, Roosevelt Williams, Lions, and Richard Sanchez Parks.CDBG funding will be used for design, removal, and installation of equipment.

Financing

No data returned for this view. This might be because the applied filter excludes all data.

Proposed Accomplishments

Public Facilities : 1

Total Population in Service Area: 9,220

Census Tract Percent Low / Mod: 67.20

Annual Accomplishments

Years	Accomplishment Narrative	# Benefitting
2014	2014/15 funding $154,927. Per City request on 3/4/15 reprog $154,927 to idis#5493 (Lions Park) funding reduced to $0. Project canceled as Lions Park project is priority for the City.	

PGM Year: 2014

Project: 0098 - 9.128-14 - Economic Development-MicroEnterprise

IDIS Activity: 5659 - 9.128-14 Economic Development-MicroEnterprise

Status: Open

Location: 3403 10th St Countywide Riverside, CA 92501-3670

Objective: Create economic opportunities

Outcome: Availability/accessibility

Matrix Code: Micro-Enterprise Assistance (18C)

National Objective: LMCMC

Initial Funding Date: 12/16/2014

Description:

CDBG funds will be used by the County to provide assistance tomicro-enterprises, in targeted areas of the County. Assistance to businesses may include financial assistance, technical assistance, or general support services to expand economic growth and job creation in the county.

Financing

	Fund Type	Grant Year	Grant	Funded Amount	Drawn In Program Year	Drawn Thru Program Year
CDBG	EN	Pre-2015		$407,635.00	$0.00	$0.00
Total	**Total**			**$407,635.00**	**$0.00**	**$0.00**

Proposed Accomplishments

Businesses : 5

Actual Accomplishments

Number assisted:	Owner		Renter		Total		Person	
	Total	Hispanic	Total	Hispanic	Total	Hispanic	Total	Hispanic
White:	0	0	0	0	0	0		0
Black/African American:	0	0	0	0	0	0	0	0
Asian:	0	0	0	0	0	0	0	0
American Indian/Alaskan Native:	0	0	0	0	0	0	0	0
Native Hawaiian/Other Pacific Islander:	0	0	0	0	0	0	0	0
American Indian/Alaskan Native & White:	0	0	0	0	0	0	0	0
Asian White:	0	0	0	0	0	0	0	0
Black/African American & White:	0	0	0	0	0	0	0	0
American Indian/Alaskan Native & Black/African American:	0	0	0	0	0	0	0	0
Other multi-racial:	0	0	0	0	0	0	0	0
Asian/Pacific Islander:	0	0	0	0	0	0	0	0
Hispanic:	0	0	0	0	0	0	0	0
Total:	**0**	**0**	**0**	**0**	**0**	**0**	**0**	**0**
Female-headed Households:	0		0		0			

Income Category:

	Owner	Renter	Total	Person
Extremely Low	0	0	0	0
Low Mod	0	0	0	0
Moderate	0	0	0	0
Non Low Moderate	0	0	0	0
Total	0	0	0	0
Percent Low/Mod				

Annual Accomplishments

Years	Accomplishment Narrative	# Benefitting
2014	12/16/14 New project, reprog $120,000 from idis#5564, funding increased to $120,000. 3/6/15 reprog $380,000 from idis#5565, funding increased to $500,000. EDA staff are currently finalizing the program's guidelines and policies & procedures. Implementation of the micro-enterprise assistance program expected Fall 2015. Year-end cleanup reprog $92,365 to idis#5563, funding reduced to $407,635 to be used for leveraging.	

PGM Year: 2014

Project: 0099 - 9.129-14 - Economic Development-Financial Assistance

IDIS Activity: 5660 - 9.129-14 - Economic Development-Financial Assistance

Status: Open

Location: 3403 10th St Countywide Riverside, CA 92501-3670

Objective: Create economic opportunities

Outcome: Availability/accessibility

Matrix Code: ED Direct Financial Assistance to For-Profits (18A)

National Objective: LMJ

Initial Funding Date: 12/16/2014

Description:

CDBG funds will be used by the County to provide assistance tofor-profit businesses, in targeted areas of the County. Forms of assistance include loans, loan guarantees, or grants to expand economic growth and job creation in the county.

Financing

	Fund Type	Grant Year	Grant	Funded Amount	Drawn In Program Year	Drawn Thru Program Year
CDBG	EN	Pre-2015		$407,636.00	$0.00	$0.00
Total	**Total**			**$407,636.00**	**$0.00**	**$0.00**

Proposed Accomplishments

Jobs : 5

Actual Accomplishments

Number assisted:	**Owner**		**Renter**		**Total**		**Person**	
	Total	Hispanic	Total	Hispanic	Total	Hispanic	Total	Hispanic
White:	0	0	0	0	0	0		0
Black/African American:	0	0	0	0	0	0	0	0
Asian:	0	0	0	0	0	0	0	0
American Indian/Alaskan Native:	0	0	0	0	0	0	0	0
Native Hawaiian/Other Pacific Islander:	0	0	0	0	0	0	0	0
American Indian/Alaskan Native & White:	0	0	0	0	0	0	0	0
Asian White:	0	0	0	0	0	0	0	0
Black/African American & White:	0	0	0	0	0	0	0	0
American Indian/Alaskan Native & Black/African American:	0	0	0	0	0	0	0	0
Other multi-racial:	0	0	0	0	0	0	0	0
Asian/Pacific Islander:	0	0	0	0	0	0	0	0
Hispanic:	0	0	0	0	0	0	0	0
Total:	**0**	**0**	**0**	**0**	**0**	**0**	**0**	**0**
Female-headed Households:	0		0		0			

Income Category:

	Owner	**Renter**	**Total**	**Person**
Extremely Low	0	0	0	0
Low Mod	0	0	0	0
Moderate	0	0	0	0

Non Low Moderate	0	0	0	0
Total	0	0	0	0
Percent Low/Mod				

Annual Accomplishments

Years	Accomplishment Narrative	# Benefitting
2014	New project, reprog $180,000 from unencumbered (Project 9.25-14/idis#5564 canceled), funding increased to $180,000. 3/6/15 reprog $320,000 from idis#5566, funding increased to $500,000.4/15/15 reprog $25,000 to idis#5672, funding reduced to $475,000. Project underway. EDA staff are currently finalizing the program's guidelines and policies & procedures. Implementation of the small business loan program expected Fall 2015. Year-end cleanup reprog $67,364 to idis#5563, funding reduced to $407,636 to be used for leveraging.	

PGM Year: 2014

Project: 0101 - 4.168-14 - Colorado River Community Center

IDIS Activity: 5670 - 4.168-14 - Colorado River Community Center

Status: Open

Location: 10 Rio Loco Blythe, CA 92225-9537

Objective: Create suitable living environments

Outcome: Availability/accessibility

Matrix Code: Public Facilities and Improvement (General) (03)

National Objective: LMA

Initial Funding Date: 04/16/2015

Description:

The Colorado River Senior Center will use CDBG funds to pay for ADA upgrades and facility improvements including kitchen renovations, energy efficiency, water system, foundation stabilization, and other improvements. The Center provides essential services and programs to seniors and residents in the remote Colorado River Communities.

Financing

	Fund Type	Grant Year	Grant	Funded Amount	Drawn In Program Year	Drawn Thru Program Year
CDBG	EN	Pre-2015		$50,000.00	$0.00	$0.00
Total	**Total**			**$50,000.00**	**$0.00**	**$0.00**

Proposed Accomplishments

People (General) : 3,460

Total Population in Service Area: 3,460

Census Tract Percent Low / Mod: 66.76

Annual Accomplishments

Years	Accomplishment Narrative	# Benefitting
2014	4/13/15 reprog $50,000 from idis#5628, funding increased to $50,000. Project underway. Project was added to 2014-2015 CDBG One Year Action Plan through a Substantial Amendment on May 7, 2015. CDBG staff are in the process of completing administrative reviews and drafting the CDBG Sponsor's Agreement. Colorado River Senior Citizenâ¿¿s group is in the process of developing a detailed project scope, based upon Health Department violations and handling recent issues with non-profit status revocation due to Franchise Tax Board issues.	

PGM Year: 2014

Project: 0102 - 2.NR.35-14 - Norco Community Center ADA Upgrades

IDIS Activity: 5671 - 2.NR.35-14 - Norco Community Center ADA Upgrades

Status: Open

Location: 3900 Acacia Ave Norco, CA 92860-1220

Objective: Create suitable living environments

Outcome: Availability/accessibility

Matrix Code: Neighborhood Facilities (03E)

National Objective: LMC

Initial Funding Date: 04/16/2015

Description:

The City of Norco will use CDBG funds to upgrade the restroom facilities at their Community Center. The upgrades will include ADA compliant restrooms and access to the facility.

Financing

	Fund Type	Grant Year	Grant	Funded Amount	Drawn In Program Year	Drawn Thru Program Year
CDBG	EN	Pre-2015		$171,359.81	$0.00	$0.00
Total	**Total**			**$171,359.81**	**$0.00**	**$0.00**

Proposed Accomplishments

Public Facilities : 1

Actual Accomplishments

Number assisted:	**Owner**		**Renter**		**Total**		**Person**	
	Total	Hispanic	Total	Hispanic	Total	Hispanic	Total	Hispanic
White:	0	0	0	0	0	0		0
Black/African American:	0	0	0	0	0	0	0	0
Asian:	0	0	0	0	0	0	0	0
American Indian/Alaskan Native:	0	0	0	0	0	0	0	0
Native Hawaiian/Other Pacific Islander:	0	0	0	0	0	0	0	0
American Indian/Alaskan Native & White:	0	0	0	0	0	0	0	0
Asian White:	0	0	0	0	0	0	0	0
Black/African American & White:	0	0	0	0	0	0	0	0
American Indian/Alaskan Native & Black/African American:	0	0	0	0	0	0	0	0
Other multi-racial:	0	0	0	0	0	0	0	0
Asian/Pacific Islander:	0	0	0	0	0	0	0	0
Hispanic:	0	0	0	0	0	0	0	0
Total:	**0**	**0**	**0**	**0**	**0**	**0**	**0**	**0**
Female-headed Households:	0		0		0			

Income Category:

	Owner	**Renter**	**Total**	**Person**
Extremely Low	0	0	0	0
Low Mod	0	0	0	0
Moderate	0	0	0	0

Non Low Moderate	0	0	0	0
Total	0	0	0	0
Percent Low/Mod				

Annual Accomplishments

Years	Accomplishment Narrative	# Benefitting
2014	4/13/15 reprog $171,359.81 from idis#5605, funding increased to $171,359.81. Substantial amendment/F11 to the County Board of Supervisors 4/19/15. The City of Norco will use CDBG funds to provide ADA upgrades to the restroom facility at their community center. The project is currently in the design phase with construction set to begin fall of 2015.	

PGM Year: 2014

Project: 0103 - 3.110-14 - FSA-San Jacinto Senior Center

IDIS Activity: 5672 - 3.110-14 - FSA-San Jacinto Senior Center

Status: Completed 6/24/2015 12:00:00 AM

Location: 625 S Pico Ave San Jacinto, CA 92583-4130

Objective: Create suitable living environments

Outcome: Availability/accessibility

Matrix Code: Senior Services (05A)

National Objective: LMC

Initial Funding Date: 04/15/2015

Description:

Family Service Association (FSA) offers seniors in the San Jacinto area a variety of community, educational, health, and recreational programs at the San Jacinto Senior Center. CDBG funds will be used for salaries, supplies, and other program related expenses.

Financing

	Fund Type	Grant Year	Grant	Funded Amount	Drawn In Program Year	Drawn Thru Program Year
CDBG	EN	Pre-2015		$25,000.00	$0.00	$0.00
		2013	B13UC060506		$25,000.00	$25,000.00
Total	**Total**			**$25,000.00**	**$25,000.00**	**$25,000.00**

Proposed Accomplishments

People (General) : 500

Actual Accomplishments

Number assisted:	Owner		Renter		Total		Person	
	Total	Hispanic	Total	Hispanic	Total	Hispanic	Total	Hispanic
White:	0	0	0	0	0	0	358	299
Black/African American:	0	0	0	0	0	0	31	0
Asian:	0	0	0	0	0	0	10	1
American Indian/Alaskan Native:	0	0	0	0	0	0	5	0
Native Hawaiian/Other Pacific Islander:	0	0	0	0	0	0	4	0
American Indian/Alaskan Native & White:	0	0	0	0	0	0	0	0
Asian White:	0	0	0	0	0	0	0	0
Black/African American & White:	0	0	0	0	0	0	0	0
American Indian/Alaskan Native & Black/African American:	0	0	0	0	0	0	0	0
Other multi-racial:	0	0	0	0	0	0	26	0
Asian/Pacific Islander:	0	0	0	0	0	0	0	0
Hispanic:	0	0	0	0	0	0	0	0
Total:	**0**	**0**	**0**	**0**	**0**	**0**	**434**	**300**
Female-headed Households:	0		0		0			

Income Category:

	Owner	Renter	Total	Person
Extremely Low	0	0	0	0
Low Mod	0	0	0	434
Moderate	0	0	0	0

Non Low Moderate	0	0	0	0
Total	0	0	0	434
Percent Low/Mod				100.0%

Annual Accomplishments

Years	Accomplishment Narrative	# Benefitting
2014	4/15/15 reprog $25,000 from idis#5660, funding increased to $25,000.	

Total Funded Amount:	**$19,426,936.55**
Total Drawn Thru Program Year:	**$11,257,426.72**
Total Drawn In Program Year:	**$8,873,738.65**

APPENDIX C

IDIS Reports

PR03 - BOSMAC Report (Summary of CDBG Activities)

PR07 - HOME Drawdown Report

PR10 - CDBG Housing Activities

PR15 - Cost Per Home Assisted Unit/Family

PR16 - HOME Lower Income Benefit

PR23 - Summary of Accomplishments Reports (CDBG/HOME)

PR25 - Status of CHDO Funds by Fiscal Year

PR33 - HOME Matching Liability Report

PR50 - Grantee CDBG Expenditure Report

PR51 - Grantee CDBG Accomplishment Report

PR83 - CDBG Performance Measurements Report (Sections 1-3)

PR85 - Housing Performance Report

PR91 - ESG Financial Summary

PR03- BOSMAC (original) **FINAL**

Report ran: 8/4/2015

Grantee: RIVERSIDE COUNTY

Rpt Program Year: 2014

July 1, 2014 - June 30, 2015

Year	IDIS Activity #	Activity Name	NatObj	PctLM	MTX	Status	Objectives	Outcomes	Funded	Draw Thru Amount	Draw In Amount	Balance	Accomp Type	Total Race	Total Assisted	2014 ONLY Proposed
2014	5567	0.116-14 - Operation School Bell	LMC	0	05	C	1	2	36,668.00	36,668.00	36,668.00	0.00	01	305	305	250
2014	5568	0.117-14 - Wildomar Senior Center and Transportation Program	LMC	0	05A	C	1	1	7,835.00	7,835.00	7,835.00	0.00	01	127	127	80
2014	5569	0.118-14 - Children of the Court Advocate Scholarships	LMC	0	05N	X	1	2	0.00	0.00	0.00	0.00	01	0	0	
2014	5570	0.119-14 - Community Food Pantry Murrieta	LMC	0	05	C	1	1	26,355.00	26,355.00	26,355.00	0.00	01	1600	1600	1500
2014	5571	0.120-14 - Helping People in Need, H.O.P.E.	LMC	0	05	C	1	1	70,583.00	70,583.00	70,583.00	0.00	01	746	746	746
2014	5572	0.121-14 - Care-A-Van Transit	LMC	0	05A	C	1	1	15,000.00	15,000.00	15,000.00	0.00	01	811	811	600
2014	5573	0.122-14 - S.A.F.E. Domestic Violence Services	LMC	0	05G	C	1	1	14,133.00	14,133.00	14,133.00	0.00	01	1568	1568	1500
2014	5574	0.123-14 - Women's Health Assistance Program	LMC	0	05M	C	1	1	16,133.00	16,133.00	16,133.00	0.00	01	23	23	100
2014	5575	0.124-14 - Blythe Emergency Food Pantry	LMC	0	05	C	1	1	9,132.00	9,132.00	9,132.00	0.00	01	911	911	950
2014	5576	0.125-14 - Blythe Harmony Kitchen	LMC	0	05	C	1	1	10,132.00	10,132.00	10,132.00	0.00	01	438	438	650
2014	5577	0.126-14 - Boys and Girls Clubs Teen Town Program	LMC	0	05D	C	1	1	10,000.00	10,000.00	10,000.00	0.00	01	23	23	23
2014	5578	0.127-14 - Whiteside Manor's Transitional Housing for Dually Diagnosed	LMC	0	03T	C	1	1	39,814.57	39,814.57	39,814.57	0.00	01	47	47	48
2014	5579	0.128-14 - Community Impact Plans	LMA	58.8	15	C	1	3	460,000.00	460,000.00	460,000.00	0.00	01	0	34845	34845
2014	5580	0.129-14 - Habitat for Humanity	LMH	0	14A	O	2	1	20,000.00	0.00	0.00	20,000.00	10	0	0	10
2014	5581	0.130-14 - Critical Home Maintenance & Repairs Program	LMH	0	14A	O	2	2	11,965.00	3,780.21	3,780.21	8,184.79	10	0	0	20
2013	5522	1.66-13 - Lakeland Village Road Improvements	LMA	58.1	03K	C	1	3	564,840.86	564,840.86	162,690.27	0.00	01	0	10020	
2013	5541	1.67-13 - Lakeland Village Community Center and Park Project	LMA	55.9	03	C	1	3	1,423,378.45	1,423,378.45	1,423,378.45	0.00	01	0	5538	
2014	5582	1.68-14 - Mead Valley Community Services Program	LMA	53.6	05	C	1	1	103,901.85	103,901.85	103,901.85	0.00	01	0	33450	33450
2014	5583	1.69-14 - Lutheran Social Services Housing	LMC	0	03T	C	1	1	10,000.00	10,000.00	10,000.00	0.00	01	14	14	27
2014	5584	1.70-14 - Lakeland Village Facility Project	LMA	57.8	03	C	1	3	458,237.00	458,237.00	458,237.00	0.00	01	0	20145	20145
2014	5562	1.71-14 - Good Hope Community Center	LMA	65	05	C	1	1	65,000.00	65,000.00	65,000.00	0.00	01	0	26540	26540
2013	5523	1.CL.01-13 Canyon Lake Public Facility Project Fund	LMC	0	03	X	2	2	0.00	0.00	0.00	0.00	11	0	0	
2014	5587	1.CL.02-14 - Home Repair Program	LMH	0	14A	O	2	1	55,652.00	25,293.00	25,293.00	30,359.00	10	3	3	6
2012	5361	1.LE.28-12 - CDBG Administration Costs - EDA	0	0	21A	C	0	0	43,235.00	43,235.00	18,389.09	0.00	0	0	0	

2013	5505	1.LE.31-13 - ADA Sidewalk Project	LMC	0	03L	O	1	1	133,228.06	29,590.61	29,590.61	103,637.45	01	0	0	
2013	5508	1.LE.34-13 - CDBG Administrative Costs - EDA	0	0	21A	O	0	0	45,908.00	26,604.82	26,604.82	19,303.18	0	0	0	
2014	5588	1.LE.36-14 - City of Lake Elsinore Sidewalk Improvements	LMA	65	03L	O	1	1	174,720.69	0.00	0.00	174,720.69	01	0	0	10480
2014	5589	1.LE.37-14 - City of Lake Elsinore Code Enforcement	LMA	66.1	15	C	1	3	114,194.19	114,194.19	114,194.19	0.00	01	0	18180	18180
2014	5590	1.LE.38-14 - CDBG Administrative Cost-Lake Elsinore	0	0	21A	C	0	0	3,710.12	3,710.12	3,710.12	0.00	0	0	0	0
2014	5591	1.LE.39-14 - STUDIO 395, Foundation Program	LMC	0	05	X	1	1	0.00	0.00	0.00	0.00	01	0	0	
2014	5592	1.LE.40-14 - Cops for Kids Emergency Assistance Program	LMC	0	03T	X	1	3	0.00	0.00	0.00	0.00	01	0	0	
2014	5593	1.LE.41-14 - Boys & Girls Clubs of Southwest County	LMC	0	05	C	1	2	7,500.00	7,500.00	7,500.00	0.00	01	13	13	13
2014	5594	1.LE.42-14 - CDBG Administrative Costs-EDA	0	0	21A	O	0	0	46,418.00	0.00	0.00	46,418.00	0	0	0	
2013	5537	1.WD.04-13 Wildomar Street Improvement Project	LMA	57.6	03K	O	1	3	88,957.90	0.00	0.00	88,957.90	01	0	0	
2013	5538	1.WD.05-13 Wildomar Community Clean-Up Program	LMA	52	06	C	1	3	31,620.93	31,620.93	15,748.36	0.00	01	0	3649	
2014	5595	1.WD.07-14 - City of Wildomar Gateway Park Project	LMA	74.1	03F	O	1	3	114,387.50	0.00	0.00	114,387.50	11	0	0	1235
2014	5596	1.WD.08-14 - City of Wildomar Code Enforcement	LMA	52.7	15	C	1	3	2,479.50	2,479.50	2,479.50	0.00	01	0	6410	6410
2013	5464	2.57-13 - Eddie Dee Smith Senior Center Improvement Project	LMC	0	03A	O	1	3	280,632.96	104,862.96	182.04	175,770.00	11	0	0	
2014	5597	2.59-14- Teen Center Scholarship Program	LMC	0	05D	C	1	2	5,000.00	5,000.00	5,000.00	0.00	01	31	31	30
2014	5598	2.60-14 - S.P.A.R. Program	LMC	0	05D	C	1	2	7,436.00	7,436.00	7,436.00	0.00	01	14	14	50
2014	5599	2.61-14 - Inspiring Hope Program	LMC	0	05D	C	1	1	20,000.00	20,000.00	20,000.00	0.00	01	22	22	30
2014	5600	2.62-14 - 2nd District Public Facility Fund	LMC	0	03	O	1	3	231,393.00	0.00	0.00	231,393.00	11	0	0	1
2014	5559	2.63-14 - Eddie Dee Smith - Jurupa Valley Senior Program	LMC	0	05A	C	1	1	150,000.00	150,000.00	150,000.00	0.00	01	698	698	400
2014	5561	2.64-14 - Highgrove Community Outreach	LMA	57	05	C	1	1	125,000.00	125,000.00	125,000.00	0.00	01	0	5050	5050
2012	5354	2.EV.02-12 - Repair and Addition of Sidewalks	LMC	0	03L	O	1	1	163,733.00	22,823.49	19,439.74	140,909.51	01	0	0	
2013	5499	2.EV.04-13 - Pedestrian Accessibility Improvements - Phase II	LMC	0	03L	C	1	1	33,563.33	33,563.33	0.00	0.00	01	1	1	
2014	5601	2.EV.06-14 - Eastvale Pedestrian Accessibility Improvements - Phase III	LMC	0	03L	O	1	1	249,887.67	0.00	0.00	249,887.67	01	0	0	633
2014	5602	2.EV.07-14 - Youth Recreation Scholarship Program	LMC	0	05D	C	1	2	9,760.00	9,760.00	9,760.00	0.00	01	41	41	50
2013	5515	2.NR.30-13 - Park ADA Restroom Project Phase II	LMC	0	03	X	1	1	0.00	0.00	0.00	0.00	01	0	0	
2014	5603	2.NR.32-14 - Senior Recreation and Community Services	LMC	0	05A	C	1	1	6,035.00	6,035.00	6,035.00	0.00	01	166	166	150
2014	5604	2.NR.33-14 - Norco Party Pardners for Developmentally Challenged	LMC	0	05B	C	1	1	6,034.00	6,034.00	6,034.00	0.00	01	136	136	130
2014	5605	2.NR.34-14 - Ingalls Park ADA Restroom Project Phase III	LMC	0	03	X	1	1	0.00	0.00	0.00	0.00	01	0	0	

2014	5671	2.NR.35-14 - Norco Community Center ADA Upgrades	LMC	0	03E	O	1	1	171,359.81	0.00	0.00	171,359.81	11	0	0	3132
2013	5539	3.100-13 - Winchester Road Improvement Project	LMA	67.7	03K	C	1	1	114,759.30	114,759.30	114,759.30	0.00	01	0	4340	
2014	5606	3.102-14 - Idyllwild Help Center	LMC	0	05	C	1	1	10,000.00	10,000.00	10,000.00	0.00	01	125	125	125
2014	5607	3.103-14 - Operation School Bell	LMC	0	05	C	1	2	7,500.00	7,500.00	7,500.00	0.00	01	76	76	60
2014	5608	3.104-14 - The Community Pantry	LMC	0	05	C	1	1	10,000.00	10,000.00	10,000.00	0.00	01	4149	4149	4000
2014	5609	3.105-14 - Kin Care	LMC	0	05N	C	1	1	7,000.00	7,000.00	7,000.00	0.00	01	230	230	70
2014	5610	3.106-14 - Solar Energy Project - EXCEED Vocational Training Center - Phase 2	LMC	0	03B	O	1	1	110,000.00	0.00	0.00	110,000.00	11	0	0	220
2014	5611	3.107-14 - Riverside County Solar Affordable Housing Program	LMH	0	14F	C	2	2	4,000.00	4,000.00	4,000.00	0.00	10	1	1	1
2014	5612	3.108-14 - 3rd District Public Facility Fund	LMC	0	03	O	1	3	64,226.00	0.00	0.00	64,226.00	11	0	0	1
2014	5672	3.110-14 - FSA-San Jacinto Senior Center	LMC	0	05A	C	1	1	25,000.00	25,000.00	25,000.00	0.00	01	434	434	500
2013	5471	3.98-13 - Solar Energy Project - EXCEED Vocational Training Centers - Phase I	LMC	0	03B	C	1	1	50,000.00	50,000.00	50,000.00	0.00	11	2324	2324	
2013	5472	3.99-13 - Hemet Senior Center Parking Lot Expansion Site Acquisition and Improvement Project	LMC	0	03A	O	1	3	1,000,000.00	368,762.02	355,706.91	631,237.98	11	0	0	
2010	4991	3.MR.16-10 - Pedestrian Safety Enhancements (2010-2011) Phase II	LMC	0	03	O	1	1	328,662.00	223,701.00	194,852.41	104,961.00	01	0	0	
2011	5197	3.MR.23-11 - Murrieta Senior Center Expansion Project	LMC	0	03A	O	1	3	453,677.70	51,962.55	7,032.27	401,715.15	11	0	0	
2012	5365	3.MR.28-12 - Murrieta Senior Center Expansion	LMC	0	03A	O	1	1	310,707.00	0.00	0.00	310,707.00	11	0	0	
2013	5512	3.MR.32-13 - Senior Center Recreation Facility Improvement Project	LMC	0	03A	O	1	1	301,220.00	0.00	0.00	301,220.00	11	0	0	
2014	5613	3.MR.34-14 - Murrieta Community Center ADA Restroom Project	LMC	0	03E	O	1	1	251,169.00	0.00	0.00	251,169.00	11	0	0	4845
2014	5614	3.MR.35-14 - Boys & Girls Clubs of Southwest County	LMC	0	05D	C	1	2	6,134.00	6,134.00	6,134.00	0.00	01	40	40	40
2012	5369	3.SJ.01-12 - Code Enforcement Program	LMA	68.5	15	C	1	3	203,179.00	203,179.00	121,301.17	0.00	01	0	13776	
2012	5284	3.SJ.02-12 - San Jacinto Downtown Street Improvement Project	LMA	68.5	03K	C	1	3	406,358.00	406,358.00	406,358.00	0.00	01	0	13776	
2012	5334	4.126-12 - Oasis Elementary School Playground Improvement Project	LMA	80.9	03F	O	1	1	108,434.00	8,601.71	8,378.25	99,832.29	11	0	0	
2013	5485	4.148-13 - Hacienda Valdez - Women's Treatment Facility - Solar Panel Project	LMC	0	03	C	1	3	81,153.00	81,153.00	81,153.00	0.00	01	273	273	
2013	5486	4.149-13 - S.C.R.A.P. Gallery Mural Project	LMA	70.3	03	C	1	1	10,000.00	10,000.00	10,000.00	0.00	11	0	25773	
2013	5546	4.153-13 - TMDCI Fire Suppression System Improvements	LMA	82.8	03	X	1	1	0.00	0.00	0.00	0.00	01	0	0	
2014	5615	4.154-14 - St. Elizabeth Food Pantry	LMC	0	05	C	1	1	3,000.00	3,000.00	3,000.00	0.00	01	555	555	800
2014	5616	4.155-14 - The Galilee Center Assistance Program	LMC	0	05	C	1	1	7,109.00	7,109.00	7,109.00	0.00	01	100	100	100
2014	5617	4.156-14 - Family Service of the Desert Food Assistance Program	LMC	0	05	C	1	1	5,000.00	5,000.00	5,000.00	0.00	01	3792	3792	1000
2014	5618	4.157-14 - Paseo de los Heroes I After School Program	LMC	0	05	C	1	2	4,000.00	4,000.00	4,000.00	0.00	01	43	43	48

2014	5619	4.158-14 - Desert Best Friend's Closet Program	LMC	0	05	C	1	1	2,000.00	2,000.00	2,000.00	0.00	01	210	210	200
2014	5620	4.159-14 - Community Engagement Program	LMA	70.9	05	C	1	1	10,000.00	10,000.00	10,000.00	0.00	01	0	25550	25550
2014	5621	4.160-14 - North Shore Community Center	LMC	0	05	C	1	1	9,000.00	9,000.00	9,000.00	0.00	01	36	36	30
2014	5622	4.161-14 - Las Mananitas Migrant Farm Worker Housing	LMC	0	03T	C	1	1	6,000.00	6,000.00	6,000.00	0.00	01	109	109	264
2014	5623	4.162-14 - Soroptimist House of Hope	LMC	0	05F	C	1	1	4,000.00	4,000.00	4,000.00	0.00	01	8	8	3
2014	5624	4.163-14 - Mental Health Counseling	LMC	0	05O	C	1	1	5,000.00	5,000.00	5,000.00	0.00	01	164	164	140
2014	5625	4.164-14 - S.C.R.A.P. Gallery Mural Program	LMA	74.6	03	O	1	1	15,000.00	0.00	0.00	15,000.00	01	0	0	20870
2014	5626	4.165-14 - John Kelley Elementary Playground Improvement Project	LMA	83.6	03F	O	1	1	50,000.00	0.00	0.00	50,000.00	11	0	0	1765
2014	5627	4.166-14 - Coachella Valley Micro-enterprise Development Program	LMCMC	0	18C	C	3	1	12,500.00	12,500.00	12,500.00	0.00	08	8	8	8
2014	5628	4.167-14 - 4th District Public Facility Fund	LMC	0	03	O	1	3	256,079.43	0.00	0.00	256,079.43	11	0	0	1
2014	5670	4.168-14 - Colorado River Community Center	LMA	66.76	03	O	1	1	50,000.00	0.00	0.00	50,000.00	01	0	0	3460
2012	5350	4.BL.32-12 - Park Improvements - Appleby, Miller, Todd & Bommer Parks	LMA	53.7	03F	C	1	1	111,169.54	111,169.54	110,371.37	0.00	11	0	13564	
2013	5496	4.BL.34-13 - Park Improvement Project	LMA	53.3	03F	O	1	1	126,708.10	86,952.14	86,952.14	39,755.96	11	0	0	
2013	5527	4.BL.35-13 - Blythe Community Center Renovation Project	LMA	53.3	03E	C	1	1	393,525.90	393,525.90	184,931.91	0.00	11	0	10731	
2013	5497	4.CO.03-13 - Citywide Code Enforcement Program	LMA	58.9	15	C	1	3	186,430.00	186,430.00	34,507.40	0.00	01	0	39878	
2014	5629	4.CO.05-14 - Enhanced Code Enforcement Program	LMA	66.6	15	C	1	3	100,000.00	100,000.00	100,000.00	0.00	01	0	38285	38285
2014	5631	4.CO.06-14 - Fiesta Homes Parks Improvement Project	LMA	71.3	03F	C	1	3	2,858.17	2,858.17	2,858.17	0.00	11	0	3065	3065
2014	5632	4.CO.07-14 - Public Safety Improvement Project	LMA	66.6	03	C	1	3	94,903.00	94,903.00	94,903.00	0.00	01	0	38285	38285
2014	5633	4.CO.08-14 - Shady Lane Sidewalk Improvement Project	LMA	77.6	03L	O	1	1	147,141.83	0.00	0.00	147,141.83	01	0	0	3415
2013	5500	4.IW.08-13 - Upgraded Lighting for Affordable Senior Housing Property-Phase I	LMC	0	03A	C	1	1	40,558.54	40,558.54	40,558.54	0.00	11	1	1	
2014	5634	4.IW.09-14 - Upgraded Lighting for Senior Affordable Housing Property-Phase II	LMC	0	03A	O	1	1	44,266.05	20,000.00	20,000.00	24,266.05	11	0	0	140
2012	5355	4.LQ.14-12 - Calle Sinaloa Sidewalk Improvement Project	LMC	0	03L	C	1	1	48,360.02	48,360.02	0.00	0.00	01	3614	3614	
2013	5502	4.LQ.17-13 - Calle Sinaloa Sidewalk Improvements	LMC	0	03L	X	1	1	0.00	0.00	0.00	0.00	01	0	0	
2014	5635	4.LQ.19-14 - Parks ADA Improvements Project	LMC	0	03F	O	1	1	310,485.98	0.00	0.00	310,485.98	11	0	0	3614
2014	5636	4.LQ.20-14 - Boys and Girls Club Scholarship Program	LMC	0	05	C	1	1	16,065.00	16,065.00	16,065.00	0.00	01	66	66	80
2014	5637	4.LQ.21-14 - Vista Dunes Community Center Improvements	LMC	0	03E	O	1	1	19,310.00	0.00	0.00	19,310.00	11	0	0	80
2013	5492	5.63-13 - 5th District Public Facility Fund	LMC	0	03	X	1	3	0.00	0.00	0.00	0.00	11	0	0	
2013	5525	5.64-13 - Grange Community Center Improvements-Phase II	LMA	51.3	03E	C	1	1	25,679.47	25,679.47	7,774.09	0.00	11	0	10654	

2014	5638	5.66-14 - Emergency Food Distribution	LMC	0	05	C	1	1	5,000.00	5,000.00	5,000.00	0.00	01	600	600	600
2014	5639	5.67-14 - Boys and Girls Clubs Camp Kids Program	LMC	0	05D	C	1	1	3,000.00	3,000.00	3,000.00	0.00	01	15	15	15
2014	5640	5.68-14 - Youth Scholarship Program	LMC	0	05D	C	1	2	426.75	426.75	426.75	0.00	01	21	21	50
2014	5641	5.69-14 - Noble Creek Park ADA Improvements	LMC	0	03F	X	1	1	0.00	0.00	0.00	0.00	11	0	0	
2014	5642	5.70-14 - 5th District Public Facility Fund	LMC	0	03	O	1	3	213,703.78	0.00	0.00	213,703.78	11	0	0	1
2014	5560	5.71-14 - Cabazon Community Services Program	LMA	65.2	05	C	1	1	100,000.00	100,000.00	100,000.00	0.00	01	0	2555	2555
2013	5495	5.BEA.22-13 - City of Beaumont Community Pool Renovation Project	LMA	53.7	03E	O	1	1	300,000.00	137,329.73	61,996.38	162,670.27	11	0	0	
2014	5644	5.BEA.25-14 - Boys & Girls Club of the San Gorgonio Pass	LMC	0	05L	C	1	1	10,000.00	10,000.00	10,000.00	0.00	01	25	25	25
2014	5643	5.BEA-24-14 - Street& Sidewalk Improvement Project	LMA	60.9	03	O	1	1	161,876.00	0.00	0.00	161,876.00	01	0	0	8525
2011	5175	5.BN.21-11 - Repplier Park Bowl Improvement	LMA	65.7	03F	C	1	3	279,137.12	279,137.12	272,861.98	0.00	11	0	10698	
2012	5346	5.BN.26-12 - Repplier Park Bowl Improvement Project	LMA	65.7	03F	C	1	3	137,050.97	137,050.97	136,520.29	0.00	11	0	10698	
2013	5493	5.BN.28-13 - Lions Park Improvement Project	LMA	63.1	03F	O	1	3	262,651.03	0.00	0.00	262,651.03	11	0	0	
2014	5645	5.BN.30-14 - Playground Equipment Improvements	LMA	67.2	03F	X	1	1	0.00	0.00	0.00	0.00	11	0	0	
2013	5442	9.106-13 - Neighborhood Enhancement Program - Interim Assistance	LMA	57.5	06	C	1	3	200,000.00	200,000.00	156,622.59	0.00	01	0	95075	
2013	5443	9.108-13 - Countywide Road Improvement Projects	LMC	0	03	X	1	3	0.00	0.00	0.00	0.00	11	0	0	
2013	5444	9.109-13 - Countywide Public Facility Fund	LMC	0	03	X	1	3	0.00	0.00	0.00	0.00	11	0	0	
2013	5524	9.110-13 - Good Hope Community Center and Park Improvements	LMA	58	03F	O	1	3	110,000.00	48,194.66	41,789.33	61,805.34	11	0	0	
2013	5550	9.113-13 - Fairgrounds Concert Pavilion ADA Renovations	LMC	0	03	C	1	1	67,327.66	67,327.66	67,327.66	0.00	01	266160	266160	
2014	5554	9.114-14 - CDBG Program Administration (2014)	0	0	21A	O	0	0	1,312,373.94	828,160.74	828,160.74	484,213.20	0	0	0	0
2014	5555	9.115-14 - Fair Housing Program Administration (2014)	0	0	21D	O	0	0	134,315.86	134,191.45	134,191.45	124.41	0	0	0	0
2014	5556	9.116-14 - Fair Housing Public Facility Fund (2014)	LMC	0	03	C	1	1	12,684.14	12,684.14	12,684.14	0.00	01	4149	4149	3000
2014	5557	9.117-14 - Mead Valley Community Services Program	LMA	53.6	05	X	1	1	0.00	0.00	0.00	0.00	01	0	0	
2014	5563	9.122-14 - Riverside County Cultural Center-Golden years Pavilion Improvements	LMC	0	03	O	1	1	548,361.91	6,522.72	6,522.72	541,839.19	01	0	0	300
2014	5585	9.123-14 - Neighborhood Enhancement Program	LMA	58.8	06	C	1	3	531,296.35	531,296.35	531,296.35	0.00	01	0	34845	34845
2014	5586	9.124-14 - Neighborhood Enhancement Program	LMA	58.8	05	C	1	3	25,389.53	25,389.53	25,389.53	0.00	01	0	34845	34845
2014	5564	9.125-14 - Home Enhancement Grant Rehab Program	LMH	0	14A	O	2	2	393,773.06	0.00	0.00	393,773.06	10	0	0	10
2014	5565	9.126-14 - Countywide Road Improvement Project	LMC	0	03	X	1	3	0.00	0.00	0.00	0.00	11	0	0	
2014	5566	9.127-14 - Countywide Public Facility Fund	LMC	0	03	X	1	3	0.00	0.00	0.00	0.00	11	0	0	

2014	5659	9.128-14 Economic Development-MicroEnterprise	LMCMC	0	18C	O	3	1	500,000.00	0.00	0.00	500,000.00	08	0	0	5
2014	5660	9.129-14 - Economic Development-Financial Assistance	LMJ	0	18A	O	3	1	475,000.00	0.00	0.00	475,000.00	13	0	0	5
2011	5206	9.76-11 - Good Hope Elementary School Sidewalk Project	LMA	59.9	03	O	1	3	572,264.99	423,546.06	223,731.88	148,718.93	01	0	0	
2013	5431	9.95-13 - CDBG Program Administration	0	0	21A	C	0	0	1,406,280.59	1,406,280.59	535,341.11	0.00	0	0	0	0
									19,426,198.10	**11,257,426.72**	**8,873,738.65**	**8,168,771.38**		**295,066**	**885,286**	**403,310**

PR03- BOSMAC (original) **FINAL**

Total expended, assisted, proposed, open projects by MATRIX CODE

Rpt Program Year: 2014

July 1, 2014 - June 30, 2015

													Assisted		Proposed			Assisted		Proposed		
Comp	Year	IDIS Activity #	Activity Name	NatObj	PctLM	MTX	Status	Funded	Draw Thru Amount	Draw In Amount 2014-15	Balance	Accomp Type	Total assisted by Race	Total Assisted	Completed Proj-Proposed	Open Proposed	2014 ONLY Proposed	Total assisted by Race	Total Assisted	Completed Proj-Proposed	ALL OPEN Proposed	Expended in FY 2014-15
	2010	4991	3.MR.16-10 - Pedestrian Safety Enhancements (2010-2011) Phase II	LMC	0	03	O	328,662.00	223,701.00	194,852.41	104,961.00	01	0	0		5856						
	2011	5206	9.76-11 - Good Hope Elementary School Sidewalk Project	LMA	59.9	03	O	572,264.99	423,546.06	223,731.88	148,718.93	01	0	0		4276						
	2013	5541	1.67-13 - Lakeland Village Community Center and Park Project	LMA	55.9	03	C	1,423,378.45	1,423,378.45	1,423,378.45	0.00	01	0	**5538**	5538							
	2013	5523	1.CL.01-13 Canyon Lake Public Facility Project Fund	LMC	0	03	X	0.00	0.00	0.00	0.00	11	0	0								
	2013	5515	2.NR.30-13 - Park ADA Restroom Project Phase II	LMC	0	03	X	0.00	0.00	0.00	0.00	01	0	0								
	2013	5485	4.148-13 - Hacienda Valdez - Women's Treatment Facility - Solar Panel Project	LMC	0	03	C	81,153.00	81,153.00	81,153.00	0.00	01	273	**273**	300							
	2013	5486	4.149-13 - S.C.R.A.P. Gallery Mural Project	LMA	70.3	03	C	10,000.00	10,000.00	10,000.00	0.00	11	0	**25773**	25773							
	2013	5546	4.153-13 - TMDCI Fire Suppression System Improvements	LMA	82.8	03	X	0.00	0.00	0.00	0.00	01	0	0								
	2013	5492	5.63-13 - 5th District Public Facility Fund	LMC	0	03	X	0.00	0.00	0.00	0.00	11	0	0								
	2013	5443	9.108-13 - Countywide Road Improvement Projects	LMC	0	03	X	0.00	0.00	0.00	0.00	11	0	0								
	2013	5444	9.109-13 - Countywide Public Facility Fund	LMC	0	03	X	0.00	0.00	0.00	0.00	11	0	0								
	2013	5550	9.113-13 - Fairgrounds Concert Pavilion ADA Renovations	LMC	0	03	C	67,327.66	67,327.66	67,327.66	0.00	01	266160	**266160**	266160							
	2014	5584	1.70-14 - Lakeland Village Facility Project	LMA	57.8	03	C	458,237.00	458,237.00	458,237.00	0.00	01	0	**20145**	20145		20145					
	2014	5600	2.62-14 - 2nd District Public Facility Fund	LMC	0	03	O	231,393.00	0.00	0.00	231,393.00	11	0	0		1	1					
	2014	5605	2.NR.34-14 - Ingalls Park ADA Restroom Project Phase III	LMC	0	03	X	0.00	0.00	0.00	0.00	01	0	0								
	2014	5612	3.108-14 - 3rd District Public Facility Fund	LMC	0	03	O	64,226.00	0.00	0.00	64,226.00	11	0	0		1	1					
	2014	5625	4.164-14 - S.C.R.A.P. Gallery Mural Program	LMA	74.6	03	O	15,000.00	0.00	0.00	15,000.00	01	0	0		20870	20870					
	2014	5628	4.167-14 - 4th District Public Facility Fund	LMC	0	03	O	256,079.43	0.00	0.00	256,079.43	11	0	0		1	1					
	2014	5670	4.168-14 - Colorado River Community Center	LMA	66.76	03	O	50,000.00	0.00	0.00	50,000.00	01	0	0		3460	3460					
	2014	5632	4.CO.07-14 - Public Safety Improvement Project	LMA	66.6	03	C	94,903.00	94,903.00	94,903.00	0.00	01	0	**38285**	38285		38285					
	2014	5642	5.70-14 - 5th District Public Facility Fund	LMC	0	03	O	213,703.78	0.00	0.00	213,703.78	11	0	0		1	1					
	2014	5643	5.BEA-24-14 - Street& Sidewalk Improvement Project	LMA	60.9	03	O	161,876.00	0.00	0.00	161,876.00	01	0	0		825	8525					
	2014	5556	9.116-14 - Fair Housing Public Facility Fund (2014)	LMC	0	03	C	12,684.14	12,684.14	12,684.14	0.00	01	4149	**4149**	3000		3000					
	2014	5563	9.122-14 - Riverside County Cultural Center-Golden years Pavilion Improvements	LMC	0	03	O	548,361.91	6,522.72	6,522.72	541,839.19	01	0	0		300	300					
	2014	5565	9.126-14 - Countywide Road Improvement Project	LMC	0	03	X	0.00	0.00	0.00	0.00	11	0	0					25773			

Comp	Year	IDIS Activity #	Activity Name	NatObj	PctLM	MTX	Status	Funded	Draw Thru Amount	Draw In Amount 2014-15	Balance	Accomp Type	Total assisted by Race	Total Assisted	Completed Proj-Proposed	Open Proposed	2014 ONLY Proposed	Total assisted by Race	Total Assisted	Completed Proj-Proposed	ALL OPEN Proposed	Expended in FY 2014-15
	2014	5566	9.127-14 - Countywide Public Facility Fund	LMC	0	03	X	0.00	0.00	0.00	0.00	11	0	0				270582	334550	359201	35591	$2,572,790.26
	2011	5197	3.MR.23-11 - Murrieta Senior Center Expansion Project	LMC	0	03A	O	453,677.70	51,962.55	7,032.27	401,715.15	11	0	0		5856						
	2012	5365	3.MR.28-12 - Murrieta Senior Center Expansion	LMC	0	03A	O	310,707.00	0.00	0.00	310,707.00	11	0	0		12000						
	2013	5464	2.57-13 - Eddie Dee Smith Senior Center Improvement Project	LMC	0	03A	O	280,632.96	104,862.96	182.04	175,770.00	11	0	0		600						
	2013	5472	3.99-13 - Hemet Senior Center Parking Lot Expansion Site Acquisition and Improvement Project	LMC	0	03A	O	1,000,000.00	368,762.02	355,706.91	631,237.98	11	0	0		1800						
	2013	5512	3.MR.32-13 - Senior Center Recreation Facility Improvement Project	LMC	0	03A	O	301,220.00	0.00	0.00	301,220.00	11	0	0		12000						
	2013	5500	4.IW.08-13 - Upgraded Lighting for Affordable Senior Housing Property-Phase I	LMC	0	03A	C	40,558.54	40,558.54	40,558.54	0.00	11	1	**1**	1							
	2014	5634	4.IW.09-14 - Upgraded Lighting for Senior Affordable Housing Property-Phase II	LMC	0	03A	O	44,266.05	20,000.00	20,000.00	24,266.05	11	0	0		140	140	1	1	1	32396	$423,479.76
	2013	5471	3.98-13 - Solar Energy Project - EXCEED Vocational Training Centers - Phase I	LMC	0	03B	C	50,000.00	50,000.00	50,000.00	0.00	11	2324	**2324**	2324							
	2014	5610	3.106-14 - Solar Energy Project - EXCEED Vocational Training Center - Phase 2	LMC	0	03B	O	110,000.00	0.00	0.00	110,000.00	11	0	0		220	220	2324	2324	2324	220	$50,000.00
	2013	5527	4.BL.35-13 - Blythe Community Center Renovation Project	LMA	53.3	03E	C	393,525.90	393,525.90	184,931.91	0.00	11	0	**10731**	10731							
	2013	5525	5.64-13 - Grange Community Center Improvements-Phase II	LMA	51.3	03E	C	25,679.47	25,679.47	7,774.09	0.00	11	0	**10654**	10654							
	2013	5495	5.BEA.22-13 - City of Beaumont Community Pool Renovation Project	LMA	53.7	03E	O	300,000.00	137,329.73	61,996.38	162,670.27	11	0	0		5260						
	2014	5671	2.NR.35-14 - Norco Community Center ADA Upgrades	LMC	0	03E	O	171,359.81	0.00	0.00	171,359.81	11	0	0		3132	3132					
	2014	5613	3.MR.34-14 - Murrieta Community Center ADA Restroom Project	LMC	0	03E	O	251,169.00	0.00	0.00	251,169.00	11	0	0		4845	4845					
	2014	5637	4.LQ.21-14 - Vista Dunes Community Center Improvements	LMC	0	03E	O	19,310.00	0.00	0.00	19,310.00	11	0	0		80	80	0	21385	21385	13317	$254,702.38
	2011	5175	5.BN.21-11 - Repplier Park Bowl Improvement	LMA	65.7	03F	C	279,137.12	279,137.12	272,861.98	0.00	11	0	**10698**	10698							
	2012	5334	4.126-12 - Oasis Elementary School Playground Improvement Project	LMA	80.9	03F	O	108,434.00	8,601.71	8,378.25	99,832.29	11	0	0		4892						
	2012	5350	4.BL.32-12 - Park Improvements - Appleby, Miller, Todd & Bommer Parks	LMA	53.7	03F	C	111,169.54	111,169.54	110,371.37	0.00	11	0	**13564**	13564							
	2012	5346	5.BN.26-12 - Repplier Park Bowl Improvement Project	LMA	65.7	03F	C	137,050.97	137,050.97	136,520.29	0.00	11	0	**10698**	10698							
	2013	5496	4.BL.34-13 - Park Improvement Project	LMA	53.3	03F	O	126,708.10	86,952.14	86,952.14	39,755.96	11	0	0		731						
	2013	5493	5.BN.28-13 - Lions Park Improvement Project	LMA	63.1	03F	O	262,651.03	0.00	0.00	262,651.03	11	0	0		13134						
	2013	5524	9.110-13 - Good Hope Community Center and Park Improvements	LMA	58	03F	O	110,000.00	48,194.66	41,789.33	61,805.34	11	0	0		7400						
	2014	5595	1.WD.07-14 - City of Wildomar Gateway Park Project	LMA	74.1	03F	O	114,387.50	0.00	0.00	114,387.50	11	0	0		1235	1235					
	2014	5626	4.165-14 - John Kelley Elementary Playground Improvement Project	LMA	83.6	03F	O	50,000.00	0.00	0.00	50,000.00	11	0	0		1765	1765					
	2014	5631	4.CO.06-14 - Fiesta Homes Parks Improvement Project	LMA	71.3	03F	C	2,858.17	2,858.17	2,858.17	0.00	11	0	**3065**	3065		3065					
	2014	5635	4.LQ.19-14 - Parks ADA Improvements Project	LMC	0	03F	O	310,485.98	0.00	0.00	310,485.98	11	0	0		3614	3614					

Comp	Year	IDIS Activity #	Activity Name	NatObj	PctLM	MTX	Status	Funded	Draw Thru Amount	Draw In Amount 2014-15	Balance	Accomp Type	Total assisted by Race	Total Assisted	Completed Proj-Proposed	Open Proposed	2014 ONLY Proposed	Total assisted by Race	Total Assisted	Completed Proj-Proposed	ALL OPEN Proposed	Expended in FY 2014-15
	2014	5641	5.69-14 - Noble Creek Park ADA Improvements	LMC	0	03F	X	0.00	0.00	0.00	0.00	11	0	0								
	2014	5645	5.BN.30-14 - Playground Equipment Improvements	LMA	67.2	03F	X	0.00	0.00	0.00	0.00	11	0	0				0	38025	38025	32771	$659,731.53
	2012	5284	3.SJ.02-12 - San Jacinto Downtown Street Improvement Project	LMA	68.5	03K	C	406,358.00	406,358.00	406,358.00	0.00	01	0	**13776**	13776							
	2013	5522	1.66-13 - Lakeland Village Road Improvements	LMA	58.1	03K	C	564,840.86	564,840.86	162,690.27	0.00	01	0	**10020**	10020							
	2013	5537	1.WD.04-13 Wildomar Street Improvement Project	LMA	57.6	03K	O	88,957.90	0.00	0.00	88,957.90	01	0	0		2333						
	2013	5539	3.100-13 - Winchester Road Improvement Project	LMA	67.7	03K	C	114,759.30	114,759.30	114,759.30	0.00	01	0	**4340**	4340			0	28136	28136	2333	$683,807.57
	2012	5354	2.EV.02-12 - Repair and Addition of Sidewalks	LMC	0	03L	O	163,733.00	22,823.49	19,439.74	140,909.51	01	0	0		100						
	2012	5355	4.LQ.14-12 - Calle Sinaloa Sidewalk Improvement Project	LMC	0	03L	C	48,360.02	48,360.02	0.00	0.00	01	3614	**3614**	3614							
	2013	5505	1.LE.31-13 - ADA Sidewalk Project	LMC	0	03L	O	133,228.06	29,590.61	29,590.61	103,637.45	01	0	0		4186						
	2013	5499	2.EV.04-13 - Pedestrian Accessibility Improvements - Phase II	LMC	0	03L	C	33,563.33	33,563.33	0.00	0.00	01	1	**1**	1							
	2013	5502	4.LQ.17-13 - Calle Sinaloa Sidewalk Improvements	LMC	0	03L	X	0.00	0.00	0.00	0.00	01	0	0								
	2014	5588	1.LE.36-14 - City of Lake Elsinore Sidewalk Improvements	LMA	65	03L	O	174,720.69	0.00	0.00	174,720.69	01	0	0		10480	10480					
	2014	5601	2.EV.06-14 - Eastvale Pedestrian Accessibility Improvements - Phase III	LMC	0	03L	O	249,887.67	0.00	0.00	249,887.67	01	0	0		633	633					
	2014	5633	4.CO.08-14 - Shady Lane Sidewalk Improvement Project	LMA	77.6	03L	O	147,141.83	0.00	0.00	147,141.83	01	0	0		3415	3415	3615	3615	18814	18814	$49,030.35
	2014	5578	0.127-14 - Whiteside Manor's Transitional Housing for Dually Diagnosed	LMC	0	03T	C	39,814.57	39,814.57	39,814.57	0.00	01	47	**47**	48		48					
	2014	5583	1.69-14 - Lutheran Social Services Housing	LMC	0	03T	C	10,000.00	10,000.00	10,000.00	0.00	01	14	**14**	27		27					
	2014	5592	1.LE.40-14 - Cops for Kids Emergency Assistance Program	LMC	0	03T	X	0.00	0.00	0.00	0.00	01	0	0								
170	2014	5622	4.161-14 - Las Mananitas Migrant Farm Worker Housing	LMC	0	03T	C	6,000.00	6,000.00	6,000.00	0.00	01	109	**109**	264		264	170	170	339	0	$55,814.57
	2014	5567	0.116-14 - Operation School Bell	LMC	0	05	C	36,668.00	36,668.00	36,668.00	0.00	01	305	**305**	250		250					
	2014	5570	0.119-14 - Community Food Pantry Murrieta	LMC	0	05	C	26,355.00	26,355.00	26,355.00	0.00	01	1600	**1600**	1500		1500					
	2014	5571	0.120-14 - Helping People in Need, H.O.P.E.	LMC	0	05	C	70,583.00	70,583.00	70,583.00	0.00	01	746	**746**	746		746					
	2014	5575	0.124-14 - Blythe Emergency Food Pantry	LMC	0	05	C	9,132.00	9,132.00	9,132.00	0.00	01	911	**911**	950		950					
	2014	5576	0.125-14 - Blythe Harmony Kitchen	LMC	0	05	C	10,132.00	10,132.00	10,132.00	0.00	01	438	**438**	650		650					
	2014	5582	1.68-14 - Mead Valley Community Services Program	LMA	53.6	05	C	103,901.85	103,901.85	103,901.85	0.00	01	0	**33450**	33450		33450					
	2014	5562	1.71-14 - Good Hope Community Center	LMA	65	05	C	65,000.00	65,000.00	65,000.00	0.00	01	0	**26540**	26540		26540					
	2014	5591	1.LE.39-14 - STUDIO 395, Foundation Program	LMC	0	05	X	0.00	0.00	0.00	0.00	01	0	0								
	2014	5593	1.LE.41-14 - Boys & Girls Clubs of Southwest County	LMC	0	05	C	7,500.00	7,500.00	7,500.00	0.00	01	13	**13**	13		13					

Comp	Year	IDIS Activity #	Activity Name	NatObj	PctLM	MTX	Status	Funded	Draw Thru Amount	Draw In Amount 2014-15	Balance	Accomp Type	Total assisted by Race	Total Assisted	Completed Proj-Proposed	Open Proposed	2014 ONLY Proposed	Total assisted by Race	Total Assisted	Completed Proj-Proposed	ALL OPEN Proposed	Expended in FY 2014-15
	2014	5561	2.64-14 - Highgrove Community Outreach	LMA	57	05	C	125,000.00	125,000.00	125,000.00	0.00	01	0	**5050**	5050		5050					
	2014	5606	3.102-14 - Idyllwild Help Center	LMC	0	05	C	10,000.00	10,000.00	10,000.00	0.00	01	125	**125**	125		125					
	2014	5607	3.103-14 - Operation School Bell	LMC	0	05	C	7,500.00	7,500.00	7,500.00	0.00	01	76	**76**	60		60					
	2014	5608	3.104-14 - The Community Pantry	LMC	0	05	C	10,000.00	10,000.00	10,000.00	0.00	01	4149	**4149**	4000		4000					
	2014	5615	4.154-14 - St. Elizabeth Food Pantry	LMC	0	05	C	3,000.00	3,000.00	3,000.00	0.00	01	555	**555**	800		800					
	2014	5616	4.155-14 - The Galilee Center Assistance Program	LMC	0	05	C	7,109.00	7,109.00	7,109.00	0.00	01	100	**100**	100		100					
	2014	5617	4.156-14 - Family Service of the Desert Food Assistance Program	LMC	0	05	C	5,000.00	5,000.00	5,000.00	0.00	01	3792	**3792**	1000		1000					
	2014	5618	4.157-14 - Paseo de los Heroes I After School Program	LMC	0	05	C	4,000.00	4,000.00	4,000.00	0.00	01	43	**43**	48		48					
	2014	5619	4.158-14 - Desert Best Friend's Closet Program	LMC	0	05	C	2,000.00	2,000.00	2,000.00	0.00	01	210	**210**	200		200					
	2014	5620	4.159-14 - Community Engagement Program	LMA	70.9	05	C	10,000.00	10,000.00	10,000.00	0.00	01	0	**25550**	25550		25550					
	2014	5621	4.160-14 - North Shore Community Center	LMC	0	05	C	9,000.00	9,000.00	9,000.00	0.00	01	36	**36**	30		30					
	2014	5636	4.LQ.20-14 - Boys and Girls Club Scholarship Program	LMC	0	05	C	16,065.00	16,065.00	16,065.00	0.00	01	66	**66**	80		80					
	2014	5638	5.66-14 - Emergency Food Distribution	LMC	0	05	C	5,000.00	5,000.00	5,000.00	0.00	01	600	**600**	600		600					
	2014	5560	5.71-14 - Cabazon Community Services Program	LMA	65.2	05	C	100,000.00	100,000.00	100,000.00	0.00	01	0	**2555**	2555		2555					
	2014	5557	9.117-14 - Mead Valley Community Services Program	LMA	53.6	05	X	0.00	0.00	0.00	0.00	01	0	0								
141755	2014	5586	9.124-14 - Neighborhood Enhancement Program	LMA	58.8	05	C	25,389.53	25,389.53	25,389.53	0.00	01	0	**34845**	34845		34845	13765	141755	139142	0	$668,335.38
	2014	5568	0.117-14 - Wildomar Senior Center and Transportation Program	LMC	0	05A	C	7,835.00	7,835.00	7,835.00	0.00	01	127	**127**	80		80					
	2014	5572	0.121-14 - Care-A-Van Transit	LMC	0	05A	C	15,000.00	15,000.00	15,000.00	0.00	01	811	**811**	600		600					
	2014	5559	2.63-14 - Eddie Dee Smith - Jurupa Valley Senior Program	LMC	0	05A	C	150,000.00	150,000.00	150,000.00	0.00	01	698	**698**	400		400					
	2014	5603	2.NR.32-14 - Senior Recreation and Community Services	LMC	0	05A	C	6,035.00	6,035.00	6,035.00	0.00	01	166	**166**	150		150					
2236	2014	5672	3.110-14 - FSA-San Jacinto Senior Center	LMC	0	05A	C	25,000.00	25,000.00	25,000.00	0.00	01	434	**434**	500		500	2236	2236	1730	0	$203,870.00
136	2014	5604	2.NR.33-14 - Norco Party Pardners for Developmentally Challenged	LMC	0	05B	C	6,034.00	6,034.00	6,034.00	0.00	01	136	**136**	130		130	136	136	130	0	$6,034.00
	2014	5577	0.126-14 - Boys and Girls Clubs Teen Town Program	LMC	0	05D	C	10,000.00	10,000.00	10,000.00	0.00	01	23	**23**	23		23					
	2014	5597	2.59-14- Teen Center Scholarship Program	LMC	0	05D	C	5,000.00	5,000.00	5,000.00	0.00	01	31	**31**	30		30					
	2014	5598	2.60-14 - S.P.A.R. Program	LMC	0	05D	C	7,436.00	7,436.00	7,436.00	0.00	01	14	**14**	50		50					
	2014	5599	2.61-14 - Inspiring Hope Program	LMC	0	05D	C	20,000.00	20,000.00	20,000.00	0.00	01	22	**22**	30		30					
	2014	5602	2.EV.07-14 - Youth Recreation Scholarship Program	LMC	0	05D	C	9,760.00	9,760.00	9,760.00	0.00	01	41	**41**	50		50					
	2014	5614	3.MR.35-14 - Boys & Girls Clubs of Southwest County	LMC	0	05D	C	6,134.00	6,134.00	6,134.00	0.00	01	40	**40**	40		40					

Comp	Year	IDIS Activity #	Activity Name	NatObj	PctLM	MTX	Status	Funded	Draw Thru Amount	Draw In Amount 2014-15	Balance	Accomp Type	Total assisted by Race	Total Assisted	Completed Proj-Proposed	Open Proposed	2014 ONLY Proposed	Total assisted by Race	Total Assisted	Completed Proj-Proposed	ALL OPEN Proposed	Expended in FY 2014-15
	2014	5639	5.67-14 - Boys and Girls Clubs Camp Kids Program	LMC	0	05D	C	3,000.00	3,000.00	3,000.00	0.00	01	15	**15**	15		15					
207	2014	5640	5.68-14 - Youth Scholarship Program	LMC	0	05D	C	426.75	426.75	426.75	0.00	01	21	**21**	50		50	207	207	288	0	$61,756.75
8	2014	5623	4.162-14 - Soroptimist House of Hope	LMC	0	05F	C	4,000.00	4,000.00	4,000.00	0.00	01	8	**8**	3		3	8	8	3	0	$4,000.00
1568	2014	5573	0.122-14 - S.A.F.E. Domestic Violence Services	LMC	0	05G	C	14,133.00	14,133.00	14,133.00	0.00	01	1568	**1568**	1500		1500	1568	1568	1500	0	$14,133.00
25	2014	5644	5.BEA.25-14 - Boys & Girls Club of the San Gorgonio Pass	LMC	0	05L	C	10,000.00	10,000.00	10,000.00	0.00	01	25	**25**	25		25	25	25	25	0	$10,000.00
23	2014	5574	0.123-14 - Women's Health Assistance Program	LMC	0	05M	C	16,133.00	16,133.00	16,133.00	0.00	01	23	**23**	100		100	23	23	100	0	$16,133.00
	2014	5569	0.118-14 - Children of the Court Advocate Scholarships	LMC	0	05N	X	0.00	0.00	0.00	0.00	01	0	0								
230	2014	5609	3.105-14 - Kin Care	LMC	0	05N	C	7,000.00	7,000.00	7,000.00	0.00	01	230	**230**	70		70	230	230	70	0	$7,000.00
164	2014	5624	4.163-14 - Mental Health Counseling	LMC	0	05O	C	5,000.00	5,000.00	5,000.00	0.00	01	164	**164**	140		140	164	164	140	0	$5,000.00
	2013	5538	1.WD.05-13 Wildomar Community Clean-Up Program	LMA	52	06	C	31,620.93	31,620.93	15,748.36	0.00	01	0	**3649**	3649							
	2013	5442	9.106-13 - Neighborhood Enhancement Program - Interim Assistance	LMA	57.5	06	C	200,000.00	200,000.00	156,622.59	0.00	01	0	**95075**	95075							
	2014	5585	9.123-14 - Neighborhood Enhancement Program	LMA	58.8	06	C	531,296.35	531,296.35	531,296.35	0.00	01	0	**34845**	34845		34845	0	133569	133569	0	$703,667.30
	2014	5580	0.129-14 - Habitat for Humanity	LMH	0	14A	O	20,000.00	0.00	0.00	20,000.00	10	0	0		10	10					
	2014	5581	0.130-14 - Critical Home Maintenance & Repairs Program	LMH	0	14A	O	11,965.00	3,780.21	3,780.21	8,184.79	10	0	0		20	20					
	2014	5587	1.CL.02-14 - Home Repair Program	LMH	0	14A	O	55,652.00	25,293.00	25,293.00	30,359.00	10	3	**3**	6		6					
	2014	5564	9.125-14 - Home Enhancement Grant Rehab Program	LMH	0	14A	O	393,773.06	0.00	0.00	393,773.06	10	0	0		10	10	3	3	6	40	$29,073.21
	2014	5611	3.107-14 - Riverside County Solar Affordable Housing Program	LMH	0	14F	C	4,000.00	4,000.00	4,000.00	0.00	10	1	**1**	1		1	1	1	1	0	$4,000.00
	2012	5369	3.SJ.01-12 - Code Enforcement Program	LMA	68.5	15	C	203,179.00	203,179.00	121,301.17	0.00	01	0	**13776**	13776							
	2013	5497	4.CO.03-13 - Citywide Code Enforcement Program	LMA	58.9	15	C	186,430.00	186,430.00	34,507.40	0.00	01	0	**39878**	39878							
	2014	5579	0.128-14 - Community Impact Plans	LMA	58.8	15	C	460,000.00	460,000.00	460,000.00	0.00	01	0	**34845**	34845		34845					
	2014	5589	1.LE.37-14 - City of Lake Elsinore Code Enforcement	LMA	66.1	15	C	114,194.19	114,194.19	114,194.19	0.00	01	0	**18180**	18180		18180					
	2014	5596	1.WD.08-14 - City of Wildomar Code Enforcement	LMA	52.7	15	C	2,479.50	2,479.50	2,479.50	0.00	01	0	**6410**	6410		6410					
	2014	5629	4.CO.05-14 - Enhanced Code Enforcement Program	LMA	66.6	15	C	100,000.00	100,000.00	100,000.00	0.00	01	0	**38285**	38285		38285	0	151374	151374	0	$832,482.26
	2014	5660	9.129-14 - Economic Development-Financial Assistance	LMJ	0	18A	O	475,000.00	0.00	0.00	475,000.00	13	0	0		5	5	0	0	0	5	$0.00
	2014	5627	4.166-14 - Coachella Valley Micro-enterprise Development Program	LMCMC	0	18C	C	12,500.00	12,500.00	12,500.00	0.00	08	8	**8**	8		8					
	2014	5659	9.128-14 Economic Development-MicroEnterprise	LMCMC	0	18C	O	500,000.00	0.00	0.00	500,000.00	08	0	0		5	5	8	8	8	5	$12,500.00
	2012	5361	1.LE.28-12 - CDBG Administration Costs - EDA	0	0	21A	C	43,235.00	43,235.00	18,389.09	0.00	0	0	**0**	0							

Comp	Year	IDIS Activity #	Activity Name	NatObj	PctLM	MTX	Status	Funded	Draw Thru Amount	Draw In Amount 2014-15	Balance	Accomp Type	Total assisted by Race	Total Assisted	Completed Proj-Proposed	Open Proposed	2014 ONLY Proposed	Total assisted by Race	Total Assisted	Completed Proj-Proposed	ALL OPEN Proposed	Expended in FY 2014-15
	2013	5508	1.LE.34-13 - CDBG Administrative Costs - EDA	0	0	21A	O	45,908.00	26,604.82	26,604.82	19,303.18	0	0	0		0						
	2013	5431	9.95-13 - CDBG Program Administration	0	0	21A	C	1,406,280.59	1,406,280.59	535,341.11	0.00	0	0	**0**	0		0					
	2014	5590	1.LE.38-14 - CDBG Administrative Cost-Lake Elsinore	0	0	21A	C	3,710.12	3,710.12	3,710.12	0.00	0	0	**0**	0		0					
	2014	5594	1.LE.42-14 - CDBG Administrative Costs-EDA	0	0	21A	O	46,418.00	0.00	0.00	46,418.00	0	0	0	0	0						
	2014	5554	9.114-14 - CDBG Program Administration (2014)	0	0	21A	O	1,312,373.94	828,160.74	828,160.74	484,213.20	0	0	0	0	0	0	0	0	0	0	$1,412,205.88
	2014	5555	9.115-14 - Fair Housing Program Administration (2014)	0	0	21D	O	134,315.86	134,191.45	134,191.45	124.41	0	0	0	0	0	0	0	0	0	0	$134,191.45
146,522								**19,426,198.10**	**11,257,426.72**	**8,873,738.65**	**8,168,771.38**		**295,066**	**885,286**	**881,112**		**403,310**	**295,066**	**885,286**	**896,311**	**135,492**	**$8,873,738.65**
P/S																						

PROJECTS			Matrix	Type	Total Expended	Type Expended		# Assisted	By Type	Assist & Comp		OPEN Proposed		
OPEN	Comp	Active	03	Public Facilities	$2,560,106.12			356,174					35591	
1	1	0	03	*Fair Housing PF*	*$12,684.14*			*4,149*				FH P/F	0	
					$2,572,790.26			360,323					**35591**	
			03A	Senior Centers	$423,479.76			1					32396	
			03B	Handicapped Cntrs	$50,000.00			2,324					220	
			03E	Neigh Facilities	$254,702.38			21,385					13317	
			03F	Park/Rec Facil	$659,731.53			38,025					32771	
			03K	Street Improv	$683,807.57			28,136					2333	
53	19	34	03L	Sidewalks	$49,030.35	$4,693,541.85		3,615	453,809	589,251		P/F	18814	135442
			03T	Homeless/AIDS	$55,814.57			170					0	
			05	Public Services	$668,335.38			141,755					0	
			05A	Senior Serv	$203,870.00			2,236					0	
			05B	Handicapped	$6,034.00			136					0	
			05D	Youth Services	$61,756.75			207					0	
			05F	Substance Abuse	$4,000.00			8					0	
			05G	Battered/Abused	$14,133.00			1,568					0	
			05L	Childcare	$10,000.00			25					0	
			05M	Health Serv	$16,133.00			23					0	
			05N	Abused/Neglected	$7,000.00			230					0	
46	46	0	05O	Mental Health	$5,000.00	$1,052,076.70		164	146,522	146,522		P/S	0	0
3	3	0	06	Int Assist	$703,667.30	$703,667.30		133,569	133,569	133,569		IA	0	0
			14A	Hsg Rehab-Single	$29,073.21			3		40			40	40
5	1	4	14F	Rehab-Energy	$4,000.00	$33,073.21		1	4	4		Rehab	0	0
6	6	0	15	Code Enf	$832,482.26	$832,482.26		151,374	151,374	151,374	151,418	Code	0	0
			18A	ED-Fin Assist	$0.00			-					5	
3	1	2	18C	ED-Micro Ent	$12,500.00	$12,500.00		8	8	18		ED	5	10
6	3	3	21A	Admin	$1,412,205.88			-					0	
1	0	1	21D	FH Admin	$134,191.45	$1,546,397.33		-	-	0		AD	0	0
124	80	44			**$8,873,738.65**	**$8,873,738.65**		**885,286**	**885,286**	1020778			**135492**	**135492**

Total FH Projects	$146,875.59

PR07-HOME - Drawdown Report by Voucher Number - Vouchers Submitted to Loccs

IDIS Act ID	Voucher Created	Voucher Status	Status Date	LOCCS Send Date	Grant Number	Grant Year	Fund Type	Program	Drawn Amount
1	2/24/2015	Completed	2/24/2015	2/24/2015	M11UC060530	2011	EN	HOME	($265,273.31)
1	2/24/2015	Completed	2/24/2015	2/24/2015	M12UC060530	2012	EN	HOME	$137,966.77
1	2/24/2015	Completed	2/24/2015	2/24/2015	M14UC060530	2014	EN	HOME	$127,306.54
5016	8/25/2014	Completed	8/27/2014	8/26/2014	M11UC060530	2011	EN	HOME	$5,249.00
5016	10/20/2014	Completed	10/22/2014	10/21/2014	M11UC060530	2011	EN	HOME	$6,962.00
5016	11/3/2014	Completed	11/5/2014	11/3/2014	M11UC060530	2011	EN	HOME	$12,630.00
5016	11/14/2014	Completed	11/18/2014	11/17/2014	M11UC060530	2011	EN	HOME	$4,025.00
5016	12/23/2014	Completed	12/24/2014	12/23/2014	M11UC060530	2011	EN	HOME	$4,899.00
5016	1/26/2015	Completed	1/27/2015	1/26/2015	M11UC060530	2011	EN	HOME	$4,062.00
5016	2/19/2015	Completed	2/21/2015	2/20/2015	M11UC060530	2011	EN	HOME	$3,760.50
5016	4/8/2015	Completed	4/10/2015	4/9/2015	M11UC060530	2011	EN	HOME	$3,470.00
5016	4/20/2015	Completed	4/24/2015	4/23/2015	M11UC060530	2011	EN	HOME	$4,023.00
5016	6/1/2015	Completed	6/2/2015	6/1/2015	M11UC060530	2011	EN	HOME	$2,442.00
5016	6/12/2015	Completed	6/16/2015	6/15/2015	M11UC060530	2011	EN	HOME	$6,661.00
5075	1/29/2015	Completed	12/24/2014	12/23/2014	M12UC060530	2012	CR	HOME	$98,489.76
5075	2/3/2015	Completed	2/5/2015	2/4/2015	M12UC060530	2012	CR	HOME	$818.64
5075	2/10/2015	Completed	2/12/2015	2/11/2015	M12UC060530	2012	CR	HOME	$182.55
5075	3/2/2015	Completed	3/3/2015	3/2/2015	M12UC060530	2012	CR	HOME	$509.05
5076	11/14/2014	Completed	11/18/2014	11/17/2014	M12UC060530	2012	CR	HOME	$2,200.00
5076	1/29/2015	Completed	12/9/2014	12/8/2014	M12UC060530	2012	CR	HOME	$5,184.31
5076	3/13/2015	Completed	3/18/2015	3/17/2015	M12UC060530	2012	CR	HOME	$153.92
5076	3/23/2015	Completed	3/26/2015	3/25/2015	M12UC060530	2012	CR	HOME	$195.02
5076	4/7/2015	Completed	4/9/2015	4/8/2015	M12UC060530	2012	CR	HOME	$208.35
5076	4/15/2015	Completed	4/16/2015	4/15/2015	M12UC060530	2012	CR	HOME	$202.73
5076	5/4/2015	Completed	5/7/2015	5/6/2015	M12UC060530	2012	CR	HOME	$23.70
5076	5/20/2015	Completed	5/21/2015	5/20/2015	M12UC060530	2012	CR	HOME	$188.12
5076	6/1/2015	Completed	6/2/2015	6/1/2015	M12UC060530	2012	CR	HOME	$200.93
5076	6/10/2015	Completed	6/11/2015	6/10/2015	M12UC060530	2012	CR	HOME	$202.80
5083	1/29/2015	Completed	12/9/2014	12/8/2014	M12UC060530	2012	CR	HOME	$7,323.67
5083	3/13/2015	Completed	3/18/2015	3/17/2015	M12UC060530	2012	CR	HOME	$153.94
5083	3/23/2015	Completed	3/26/2015	3/25/2015	M12UC060530	2012	CR	HOME	$195.02
5083	4/7/2015	Completed	4/9/2015	4/8/2015	M12UC060530	2012	CR	HOME	$208.35
5083	4/15/2015	Completed	4/16/2015	4/15/2015	M12UC060530	2012	CR	HOME	$202.73
5083	5/4/2015	Completed	5/7/2015	5/6/2015	M12UC060530	2012	CR	HOME	$42.60
5083	5/20/2015	Completed	5/21/2015	5/20/2015	M12UC060530	2012	CR	HOME	$188.12
5083	6/1/2015	Completed	6/2/2015	6/1/2015	M12UC060530	2012	CR	HOME	$1,004.64
5083	6/10/2015	Completed	6/11/2015	6/10/2015	M12UC060530	2012	CR	HOME	$999.96
5083	6/12/2015	Completed	6/16/2015	6/15/2015	M12UC060530	2012	CR	HOME	$126,695.61
5249	4/8/2015	Completed	4/10/2015	4/9/2015	M11UC060530	2011	EN	HOME	$526.00
5249	4/20/2015	Completed	4/24/2015	4/23/2015	M11UC060530	2011	EN	HOME	$300.00
5249	6/1/2015	Completed	6/2/2015	6/1/2015	M11UC060530	2011	EN	HOME	$425.00
5249	6/12/2015	Completed	6/16/2015	6/15/2015	M11UC060530	2011	EN	HOME	$437.50
5259	7/14/2014	Completed	7/16/2014	7/15/2014	M10UC060530	2010	EN	HOME	$19,606.92
5259	7/14/2014	Completed	7/16/2014	7/15/2014	M11UC060530	2011	EN	HOME	$35,393.08
5259	11/10/2014	Completed	11/11/2014	11/10/2014	M11UC060530	2011	EN	HOME	$5,729.29
5259	12/8/2014	Completed	12/9/2014	12/8/2014	M11UC060530	2011	EN	HOME	$2,519.79
5259	12/23/2014	Completed	12/24/2014	12/23/2014	M11UC060530	2011	EN	HOME	$5,871.49
5259	2/3/2015	Completed	2/5/2015	2/4/2015	M11UC060530	2011	EN	HOME	$12,164.76
5259	2/10/2015	Completed	2/12/2015	2/11/2015	M11UC060530	2011	EN	HOME	$6,035.63
5259	3/2/2015	Completed	3/3/2015	3/2/2015	M11UC060530	2011	EN	HOME	$546.82
5259	3/9/2015	Completed	3/10/2015	3/9/2015	M11UC060530	2011	EN	HOME	$2,702.75
5259	3/13/2015	Completed	3/18/2015	3/17/2015	M11UC060530	2011	EN	HOME	$2,704.01
5259	3/23/2015	Completed	3/26/2015	3/25/2015	M11UC060530	2011	EN	HOME	$2,925.26
5259	4/7/2015	Completed	4/9/2015	4/8/2015	M11UC060530	2011	EN	HOME	$1,991.18

IDIS Act ID	Voucher Created	Voucher Status	Status Date	LOCCS Send Date	Grant Number	Grant Year	Fund Type	Program	Drawn Amount
5259	4/15/2015	Completed	5/12/2015	5/11/2015	M11UC060530	2011	EN	HOME	$2,653.03
5259	5/4/2015	Completed	5/7/2015	5/6/2015	M11UC060530	2011	EN	HOME	$847.37
5385	9/16/2014	Completed	9/18/2014	9/17/2014	M11UC060530	2011	EN	HOME	$9,503.75
5385	10/8/2014	Completed	10/10/2014	10/9/2014	M11UC060530	2011	EN	HOME	$4,323.66
5385	10/20/2014	Completed	10/22/2014	10/21/2014	M11UC060530	2011	EN	HOME	$6,305.57
5385	11/10/2014	Completed	11/11/2014	11/10/2014	M11UC060530	2011	EN	HOME	$7,284.84
5385	12/1/2014	Completed	12/2/2014	12/1/2014	M11UC060530	2011	EN	HOME	$3,838.83
5385	12/8/2014	Completed	12/9/2014	12/8/2014	M11UC060530	2011	EN	HOME	$3,220.00
5385	12/23/2014	Completed	12/24/2014	12/23/2014	M11UC060530	2011	EN	HOME	$475.97
5390	10/8/2014	Completed	10/10/2014	10/9/2014	M11UC060530	2011	EN	HOME	$746.99
5390	10/20/2014	Completed	10/22/2014	10/21/2014	M11UC060530	2011	EN	HOME	$335.99
5390	11/10/2014	Completed	11/11/2014	11/10/2014	M11UC060530	2011	EN	HOME	$692.62
5390	12/1/2014	Completed	12/2/2014	12/1/2014	M11UC060530	2011	EN	HOME	$325.57
5390	12/8/2014	Completed	12/9/2014	12/8/2014	M11UC060530	2011	EN	HOME	$1,049.95
5390	12/23/2014	Completed	12/24/2014	12/23/2014	M11UC060530	2011	EN	HOME	$1,160.28
5390	1/29/2015	Completed	12/24/2014	12/23/2014	M12UC060530	2012	EN	HOME	($26,969.03)
5391	9/16/2014	Completed	9/18/2014	9/17/2014	M11UC060530	2011	EN	HOME	$3,662.83
5391	10/8/2014	Completed	10/10/2014	10/9/2014	M11UC060530	2011	EN	HOME	$9,404.64
5391	10/20/2014	Completed	10/22/2014	10/21/2014	M11UC060530	2011	EN	HOME	$4,961.91
5391	11/10/2014	Completed	11/11/2014	11/10/2014	M11UC060530	2011	EN	HOME	$10,842.47
5391	12/1/2014	Completed	12/2/2014	12/1/2014	M11UC060530	2011	EN	HOME	$2,848.71
5391	12/8/2014	Completed	12/9/2014	12/8/2014	M11UC060530	2011	EN	HOME	$945.12
5391	12/23/2014	Completed	12/24/2014	12/23/2014	M11UC060530	2011	EN	HOME	$1,160.28
5391	1/29/2015	Completed	12/24/2014	12/23/2014	M14UC060530	2014	EN	HOME	($127,306.54)
5397	1/29/2015	Completed	12/24/2014	12/23/2014	M14UC060530	2014	CR	HOME	$127,306.54
5397	2/3/2015	Completed	2/5/2015	2/4/2015	M12UC060530	2012	CR	HOME	$295.25
5397	2/10/2015	Completed	2/12/2015	2/11/2015	M12UC060530	2012	CR	HOME	$1,260.14
5397	3/2/2015	Completed	3/3/2015	3/2/2015	M12UC060530	2012	CR	HOME	$1,319.20
5397	3/9/2015	Completed	3/10/2015	3/9/2015	M12UC060530	2012	CR	HOME	$1,627.68
5397	3/13/2015	Completed	3/18/2015	3/17/2015	M12UC060530	2012	CR	HOME	$1,654.05
5397	6/17/2015	Completed	6/19/2015	6/18/2015	M12UC060530	2012	CR	HOME	$44,760.80
5407	9/16/2014	Completed	9/18/2014	9/17/2014	M11UC060530	2011	EN	HOME	$31,968.67
5407	10/8/2014	Completed	10/10/2014	10/9/2014	M11UC060530	2011	EN	HOME	$11,780.84
5407	10/20/2014	Completed	10/22/2014	10/21/2014	M11UC060530	2011	EN	HOME	$3,942.76
5407	11/10/2014	Completed	11/11/2014	11/10/2014	M11UC060530	2011	EN	HOME	$7,481.51
5407	12/1/2014	Completed	12/2/2014	12/1/2014	M11UC060530	2011	EN	HOME	$3,745.62
5407	12/8/2014	Completed	12/9/2014	12/8/2014	M11UC060530	2011	EN	HOME	$3,742.47
5407	12/23/2014	Completed	12/24/2014	12/23/2014	M11UC060530	2011	EN	HOME	$397.42
5407	1/29/2015	Completed	12/24/2014	12/23/2014	M12UC060530	2012	EN	HOME	($98,489.76)
5409	10/8/2014	Completed	10/10/2014	10/9/2014	M11UC060530	2011	EN	HOME	$1,945.80
5409	12/8/2014	Completed	12/9/2014	12/8/2014	M11UC060530	2011	EN	HOME	$1,833.32
5409	1/29/2015	Completed	12/9/2014	12/8/2014	M12UC060530	2012	EN	HOME	($5,184.31)
5411	10/8/2014	Completed	10/10/2014	10/9/2014	M11UC060530	2011	EN	HOME	$1,945.80
5411	12/8/2014	Completed	12/9/2014	12/8/2014	M11UC060530	2011	EN	HOME	$1,833.32
5411	1/29/2015	Completed	12/9/2014	12/8/2014	M12UC060530	2012	EN	HOME	($7,323.67)
5412	10/21/2014	Completed	10/22/2014	10/21/2014	M12UC060530	2012	CR	HOME	$1,000.00
5412	1/29/2015	Completed	12/24/2014	12/23/2014	M12UC060530	2012	CR	HOME	$26,969.03
5412	2/3/2015	Completed	2/5/2015	2/4/2015	M12UC060530	2012	CR	HOME	$2,892.39
5412	2/10/2015	Completed	2/12/2015	2/11/2015	M12UC060530	2012	CR	HOME	$1,260.14
5412	3/2/2015	Completed	3/3/2015	3/2/2015	M12UC060530	2012	CR	HOME	$1,319.20
5412	3/5/2015	Completed	3/10/2015	3/9/2015	M12UC060530	2012	CR	HOME	$399,000.00
5412	3/9/2015	Completed	3/10/2015	3/9/2015	M12UC060530	2012	CR	HOME	$1,627.68
5412	3/13/2015	Completed	3/18/2015	3/17/2015	M12UC060530	2012	CR	HOME	$1,601.31
5412	4/7/2015	Completed	4/9/2015	4/8/2015	M12UC060530	2012	CR	HOME	$1,281.96
5412	4/15/2015	Completed	4/16/2015	4/15/2015	M12UC060530	2012	CR	HOME	$1,627.68
5412	5/20/2015	Completed	5/21/2015	5/20/2015	M12UC060530	2012	CR	HOME	$2,541.58
5412	6/1/2015	Completed	6/2/2015	6/1/2015	M12UC060530	2012	CR	HOME	$2,842.90

IDIS Act ID	Voucher Created	Voucher Status	Status Date	LOCCS Send Date	Grant Number	Grant Year	Fund Type	Program	Drawn Amount
5412	6/10/2015	Completed	6/11/2015	6/10/2015	M12UC060530	2012	CR	HOME	$6,345.97
5447	7/3/2014	Completed	7/8/2014	7/7/2014	M13UC060530	2013	AD	HOME	$1,356.25
5447	7/3/2014	Completed	7/8/2014	7/7/2014	M13UC060530	2013	AD	HOME	$6,928.50
5447	7/28/2014	Completed	7/29/2014	7/28/2014	M13UC060530	2013	AD	HOME	$3,443.74
5447	8/25/2014	Completed	8/27/2014	8/26/2014	M13UC060530	2013	AD	HOME	$700.00
5447	9/11/2014	Completed	9/12/2014	9/11/2014	M13UC060530	2013	AD	HOME	$2,289.23
5447	10/8/2014	Completed	10/10/2014	10/9/2014	M13UC060530	2013	AD	HOME	$6,176.59
5447	10/20/2014	Completed	10/22/2014	10/21/2014	M13UC060530	2013	AD	HOME	$312.95
5447	10/21/2014	Completed	10/22/2014	10/21/2014	M13UC060530	2013	AD	HOME	$1,828.41
5447	11/4/2014	Completed	11/6/2014	11/5/2014	M13UC060530	2013	AD	HOME	$2,545.13
5447	11/14/2014	Completed	11/6/2014	11/5/2014	M13UC060530	2013	AD	HOME	$37.71
5447	11/14/2014	Completed	11/18/2014	11/17/2014	M13UC060530	2013	AD	HOME	$1,213.18
5447	12/1/2014	Completed	12/2/2014	12/1/2014	M13UC060530	2013	AD	HOME	$2,644.00
5447	12/4/2014	Completed	12/5/2014	12/4/2014	M13UC060530	2013	AD	HOME	$198.38
5447	12/8/2014	Completed	12/9/2014	12/8/2014	M13UC060530	2013	AD	HOME	$651.49
5447	12/16/2014	Completed	12/17/2014	12/16/2014	M13UC060530	2013	AD	HOME	$268.53
5447	12/17/2014	Completed	12/19/2014	12/18/2014	M13UC060530	2013	AD	HOME	$1,331.66
5447	12/18/2014	Completed	12/19/2014	12/18/2014	M13UC060530	2013	AD	HOME	$156.18
5447	12/23/2014	Completed	12/24/2014	12/23/2014	M13UC060530	2013	AD	HOME	$5,758.60
5447	1/21/2015	Completed	1/22/2015	1/21/2015	M13UC060530	2013	AD	HOME	$2,921.61
5447	1/26/2015	Completed	1/27/2015	1/26/2015	M13UC060530	2013	AD	HOME	$1,893.38
5447	2/2/2015	Completed	2/3/2015	2/2/2015	M13UC060530	2013	AD	HOME	$12,191.37
5447	2/10/2015	Completed	2/12/2015	2/11/2015	M13UC060530	2013	AD	HOME	$2,659.84
5447	2/19/2015	Completed	2/21/2015	2/20/2015	M13UC060530	2013	AD	HOME	$819.80
5447	3/2/2015	Completed	3/3/2015	3/2/2015	M13UC060530	2013	AD	HOME	$1,103.65
5547	12/8/2014	Completed	12/9/2014	12/8/2014	M11UC060530	2011	EN	HOME	$22,735.77
5547	1/26/2015	Completed	1/27/2015	1/26/2015	M11UC060530	2011	EN	HOME	$28,357.75
5547	2/11/2015	Completed	2/12/2015	2/11/2015	M11UC060530	2011	EN	HOME	$4,153.06
5547	3/2/2015	Completed	3/3/2015	3/2/2015	M11UC060530	2011	EN	HOME	$17,080.51
5547	3/17/2015	Completed	3/19/2015	3/18/2015	M11UC060530	2011	EN	HOME	$13,253.80
5547	4/23/2015	Completed	4/24/2015	4/23/2015	M11UC060530	2011	EN	HOME	$13,137.73
5547	6/1/2015	Completed	6/2/2015	6/1/2015	M11UC060530	2011	EN	HOME	$13,074.47
5547	6/12/2015	Completed	6/16/2015	6/15/2015	M11UC060530	2011	EN	HOME	$25,384.20
5652	3/2/2015	Completed	3/3/2015	3/2/2015	M14UC060530	2014	AD	HOME	$8,954.67
5652	3/5/2015	Completed	3/10/2015	3/9/2015	M14UC060530	2014	AD	HOME	$1,438.75
5652	3/9/2015	Completed	3/10/2015	3/9/2015	M14UC060530	2014	AD	HOME	$5,257.45
5652	3/12/2015	Completed	3/18/2015	3/17/2015	M14UC060530	2014	AD	HOME	$2,880.22
5652	3/13/2015	Completed	3/18/2015	3/17/2015	M14UC060530	2014	AD	HOME	$5,078.97
5652	3/17/2015	Completed	3/19/2015	3/18/2015	M14UC060530	2014	AD	HOME	$5,434.18
5652	3/19/2015	Completed	3/20/2015	3/19/2015	M14UC060530	2014	AD	HOME	$729.76
5652	3/23/2015	Completed	3/26/2015	3/25/2015	M14UC060530	2014	AD	HOME	$2,786.60
5652	3/23/2015	Completed	3/26/2015	3/25/2015	M14UC060530	2014	AD	HOME	$3,656.24
5652	4/7/2015	Completed	4/9/2015	4/8/2015	M14UC060530	2014	AD	HOME	$6,483.70
5652	4/7/2015	Completed	4/9/2015	4/8/2015	M14UC060530	2014	AD	HOME	$5,314.49
5652	4/15/2015	Completed	4/16/2015	4/15/2015	M14UC060530	2014	AD	HOME	$3,950.74
5652	4/23/2015	Completed	4/24/2015	4/23/2015	M14UC060530	2014	AD	HOME	$4,291.01
5652	5/4/2015	Completed	5/7/2015	5/6/2015	M14UC060530	2014	AD	HOME	$15,985.41
5652	5/6/2015	Completed	5/7/2015	5/6/2015	M14UC060530	2014	AD	HOME	$2,597.14
5652	5/20/2015	Completed	5/21/2015	5/20/2015	M14UC060530	2014	AD	HOME	$8,134.30
5652	6/1/2015	Completed	6/2/2015	6/1/2015	M14UC060530	2014	AD	HOME	$9,657.85
5652	6/17/2015	Completed	6/19/2015	6/18/2015	M14UC060530	2014	AD	HOME	$3,462.86
5653	3/4/2015	Completed	3/6/2015	3/5/2015	M13UC060530	2013	CR	HOME	$249,948.00
5653	3/4/2015	Completed	3/6/2015	3/5/2015	M14UC060530	2014	CR	HOME	$52.00
5653	5/20/2015	Completed	5/21/2015	5/20/2015	M11UC060530	2011	EN	HOME	$2,445.62
5653	6/1/2015	Completed	6/2/2015	6/1/2015	M11UC060530	2011	EN	HOME	$1,808.34
5653	6/10/2015	Completed	6/11/2015	6/10/2015	M11UC060530	2011	EN	HOME	$1,798.34
5665	6/10/2015	Completed	6/10/2015	6/10/2015	M14UC060530	2014	PA	HOME	$1,856.10

IDIS Act ID	Voucher Created	Voucher Status	Status Date	LOCCS Send Date	Grant Number	Grant Year	Fund Type	Program	Drawn Amount
5665	6/12/2015	Completed	6/15/2015	6/15/2015	M14UC060530	2014	PA	HOME	$448.30
5665	6/15/2015	Completed	6/17/2015	6/17/2015	M14UC060530	2014	PA	HOME	$891.12
5665	6/16/2015	Completed	6/17/2015	6/17/2015	M14UC060530	2014	PA	HOME	$2,963.04
5665	6/17/2015	Completed	6/18/2015	6/18/2015	M14UC060530	2014	PA	HOME	$834.48
5665	6/19/2015	Completed	6/19/2015	6/19/2015	M14UC060530	2014	PA	HOME	$2,362.64
5692	6/15/2015	Completed	6/17/2015	6/17/2015	M11UC060530	2011	EN	HOME	$10,288.35
5551	7/28/2014	Completed	7/28/2014	7/28/2014	M13UC060530	2013	PI	HOME	$44,600.00
5558	9/22/2014	Completed	8/7/2014	8/7/2014	M13UC060530	2013	PI	HOME	$37,000.00
5651	11/5/2014	Completed	8/7/2014	8/7/2014	M13UC060530	2013	PI	HOME	$9,800.00
5630	10/20/2014	Completed	10/21/2014	10/21/2014	M13UC060530	2013	PI	HOME	$41,000.00
5651	11/5/2014	Completed	11/5/2014	11/5/2014	M13UC060530	2013	PI	HOME	$37,200.00
5656	12/11/2014	Completed	12/11/2014	12/11/2014	M13UC060530	2013	PI	HOME	$35,000.00
5657	12/17/2014	Completed	12/18/2014	12/18/2014	M13UC060530	2013	PI	HOME	$31,000.00
5658	12/17/2014	Completed	12/18/2014	12/18/2014	M13UC060530	2013	PI	HOME	$26,000.00
5661	12/18/2014	Completed	12/18/2014	12/18/2014	M13UC060530	2013	PI	HOME	$44,500.00
5662	2/4/2015	Completed	3/9/2015	3/9/2015	M13UC060530	2013	PI	HOME	$265,378.22
5662	2/4/2015	Completed	3/9/2015	3/9/2015	M14UC060530	2014	PI	HOME	$115,621.78
5655	3/4/2015	Completed	3/4/2015	3/4/2015	M14UC060530	2014	PI	HOME	$26,000.00
5666	4/1/2015	Completed	4/8/2015	4/8/2015	M13UC060530	2013	PI	HOME	$88.44
5666	4/1/2015	Completed	4/8/2015	4/8/2015	M14UC060530	2014	PI	HOME	$46,911.56
5663	4/2/2015	Completed	4/6/2015	4/6/2015	M14UC060530	2014	PI	HOME	$37,000.00
5669	4/23/2015	Completed	4/23/2015	4/23/2015	M14UC060530	2014	PI	HOME	$47,000.00
5668	5/20/2015	Completed	5/21/2015	5/21/2015	M14UC060530	2014	PI	HOME	$27,160.00
5673	6/1/2015	Completed	6/1/2015	6/1/2015	M14UC060530	2014	PI	HOME	$43,000.00
5674	6/8/2015	Completed	6/9/2015	6/9/2015	M14UC060530	2014	PI	HOME	$31,450.00
5692	6/15/2015	Completed	6/17/2015	6/17/2015	M14UC060530	2014	PI	HOME	$27,711.65
5662	6/17/2015	Completed	6/18/2015	6/18/2015	M14UC060530	2014	PI	HOME	$8,917.27
								HOME	**$2,465,042.66**

	$58,183.50	2010 - TBRA
$197,049.29	$138,865.79	2011 - TBRA
	$423,998.18	PY 2010-CHDO
	$450,309.84	PY 2012-CHDO
$1,520,277.59	$645,969.57	PY 2014-CHDO
	$34,952.62	2009-New Construction
	($14,446.83)	2010-New Construction
	($35,430.47)	2012-New Construction
($19,874.42)	($4,949.74)	2012-New Construction
	$369,100.00	2013 FTHB
$602,710.00	$233,610.00	2014 FTHB
	$59,430.18	2013 Admin
	$96,094.34	2014 Admin
$164,880.20	$9,355.68	2014 Admin -PI
$2,465,042.66	**$2,465,042.66**	

PI	$991,694.60

U.S. Department of Housing and Urban Development
Office of Community Planning and Development
Integrated Disbursement and Information System

PR10 - CDBG Housing Activities

RIVERSIDE COUNTY, CA

PGM YEAR	PROJ ID	IDIS ACT ID	ACTIVITY NAME	STATUS	MTX CD	NTL OBJ	Total EST. AMT	% CDBG	CDBG DRAWN AMOUNT	OCCUPIED TOTAL	UNITS L/M	% L/M	CUMULATIVE OCCUPIED UNITS OWNER	CUMULATIVE OCCUPIED UNITS RENTER
2014	0571	5564	9.125-14 - Home Enhancement Rehab Program	OPEN	14A	LMH	394,363.82	0.0	0.00	0	0	0.0	0	0
2014	0904	5580	0.129-14 - Habitat for Humanity	OPEN	14A	LMH	20,000.00	0.0	0.00	0	0	0.0	0	0
2014	0982	5581	0.130-14 - Critical Home Maintenance & Repairs Program	OPEN	14A	LMH	11,965.00	0.0	3,780.21	0	0	0.0	0	0
2014	0988	5587	1.CL.02-14 - Home Repair Program	OPEN	14A	LMH	55,652.00	45.4	25,293.00	3	3	100.0	3	0
2014	1027	5611	3.107-14 - Riverside County Solar Affordable Housing Program	COM	14F	LMH	15,979.00	25.0	4,000.00	1	1	100.0	1	0
			TOTALS:											
			2014 BUDGETED/UNDERWAY				481,980.82	6.0	29,073.21	3	3	100.0	3	0
			COMPLETED				15,979.00	25.0	4,000.00	1	1	100.0	1	0
							497,959.82	6.6	33,073.21	4	4	100.0	4	0

U.S. Department of Housing and Urban Development
Office of Community Planning and Development
Integrated Disbursement and Information System
Cost Per Home-Assisted Unit/Family
RIVERSIDE COUNTY, CA

Program Year: 2014

All Years - Commitments

Activity Type	# of Units/ Families	Total Cost	Home Subsidy	Total Cost Per Unit/Family	Home Subsidy Per Unit/Family
NEW CONSTRUCTION	6	550,000	550,000	91,666	91,666
ACQUISITION ONLY	5	211,400	128,000	42,280	25,600
ACQUISITION AND REHABILITATION	7	1,391,500	1,391,500	198,785	198,785
	18	2,152,900	2,069,500	119,605	114,972

All Years - Completions

Activity Type	# of Units/ Families	Total Cost	Home Subsidy	Total Cost Per Unit/Family	Home Subsidy Per Unit/Family
NEW CONSTRUCTION	52	1,550,000	1,705,000	29,807	32,788
ACQUISITION ONLY	15	569,710	564,710	37,980	37,647
	67	2,119,710	2,269,710	31,637	33,876

* TBRA cost per family may include security deposits only and may be varying contract terms.
** Number of families who have received TBRA payments. Home subsidy per family reflects disbursements to date and will increase montl

U.S. Department of Housing and Urban Development
Office of Community Planning and Development
Integrated Disbursement and Information System
HOME Lower Income Benefit - All Fiscal Years
Completed Activities Only
RIVERSIDE COUNTY , CA

	Percent of Area Median Income						
	0% - 30%	31% - 50%	51% - 60%	61% - 80%	Total 0% - 60%	Total 0% - 80%	Reported As Vacant
Rental Activities							
Units Completed	295	499	33	2	827	829	0
TBRA Families *	1,340	502	21	0	1,863	1,863	0
Lower Income Benefit %	60.7	37.2	2.0	0.1	99.9	100.0	
Homebuyer Activities							
Units Completed	140	334	178	487	652	1,139	0
Lower Income Benefit %	12.3	29.3	15.6	42.8	57.2	100.0	
Homeowner Activities							
Units Completed	0	0	0	0	0	0	0
Lower Income Benefit %	0.0	0.0	0.0	0.0	0.0	100.0	
Total By Median Income							
Units Completed	435	833	211	489	1,479	1,968	0
TBRA Families *	1,340	502	21	0	1,863	1,863	0
Lower Income Benefit %	46.3	34.8	6.1	12.8	87.2	100.0	

* TBRA Families are all families reported in TBRA activities which have had funds disbursed

Count of CDBG Activities with Disbursements by Activity Group & Matrix Code

Activity Group	Activity Category	Open Count	Open Activities Disbursed	Completed Count	Completed Activities Disbursed	Program Year Count	Total Activities Disbursed
Economic Development	ED Direct Financial Assistance to For-Profits (18A)	1	$0.00	0	$0.00	1	$0.00
	Micro-Enterprise Assistance (18C)	1	$0.00	1	$12,500.00	2	$12,500.00
	Total Economic Development	**2**	**$0.00**	**1**	**$12,500.00**	**3**	**$12,500.00**
Housing	Rehab; Single-Unit Residential (14A)	4	$29,073.21	0	$0.00	4	$29,073.21
	Energy Efficiency Improvements (14F)	0	$0.00	1	$4,000.00	1	$4,000.00
	Code Enforcement (15)	0	$0.00	6	$832,482.26	6	$832,482.26
	Total Housing	**4**	**$29,073.21**	**7**	**$836,482.26**	**11**	**$865,555.47**
Public Facilities and Improvements	Public Facilities and Improvement (General) (03)	10	$425,107.01	7	$2,147,683.25	17	$2,572,790.26
	Senior Centers (03A)	6	$382,921.22	1	$40,558.54	7	$423,479.76
	Handicapped Centers (03B)	1	$0.00	1	$50,000.00	2	$50,000.00
	Neighborhood Facilities (03E)	4	$61,996.38	2	$192,706.00	6	$254,702.38
	Parks, Recreational Facilities (03F)	7	$137,119.72	4	$522,611.81	11	$659,731.53
	Street Improvements (03K)	1	$0.00	3	$683,807.57	4	$683,807.57
	Sidewalks (03L)	5	$49,030.35	2	$0.00	7	$49,030.35
	Total Public Facilities and Improvements	**34**	**$1,056,174.68**	**20**	**$3,637,367.17**	**54**	**$4,693,541.85**
Public Services	Operating Costs of Homeless/AIDS Patients Programs (03T)	0	$0.00	3	$55,814.57	3	$55,814.57
	Public Services (General) (05)	0	$0.00	23	$668,335.38	23	$668,335.38
	Senior Services (05A)	0	$0.00	5	$203,870.00	5	$203,870.00
	Handicapped Services (05B)	0	$0.00	1	$6,034.00	1	$6,034.00
	Youth Services (05D)	0	$0.00	8	$61,756.75	8	$61,756.75
	Substance Abuse Services (05F)	0	$0.00	1	$4,000.00	1	$4,000.00
	Battered and Abused Spouses (05G)	0	$0.00	1	$14,133.00	1	$14,133.00
	Child Care Services (05L)	0	$0.00	1	$10,000.00	1	$10,000.00
	Health Services (05M)	0	$0.00	1	$16,133.00	1	$16,133.00
	Abused and Neglected Children (05N)	0	$0.00	1	$7,000.00	1	$7,000.00
	Mental Health Services (05O)	0	$0.00	1	$5,000.00	1	$5,000.00
	Total Public Services	**0**	**$0.00**	**46**	**$1,052,076.70**	**46**	**$1,052,076.70**
	General Program Administration (21A)	3	$854,765.56	3	$557,440.32	6	$1,412,205.88
	Fair Housing Activities (subject to 20% Admin Cap) (21D)	1	$134,191.45	0	$0.00	1	$134,191.45

General Administration and Planning	**Total General Administration and Planning**	**4**	**$988,957.01**	**3**	**$557,440.32**	**7**	**$1,546,397.33**
	Interim Assistance (06)	0	$0.00	3	$703,667.30	3	$703,667.30
Other	**Total Other**	**0**	**$0.00**	**3**	**$703,667.30**	**3**	**$703,667.30**
Grand Total		**44**	**$2,074,204.90**	**80**	**$6,799,533.75**	**124**	**$8,873,738.65**

CDBG Sum of Actual Accomplishments by Activity Group and Accomplishment Type ***(Report corrected to match total of updated & completed projects in IDIS)***

Activity Group	Matrix Code	Accomplishment Type	Open Count	Completed Count	Program Year Totals
	ED Direct Financial Assistance to For-Profits (18A)	Jobs	5	0	5
	Micro-Enterprise Assistance (18C)	Business	5	8	13
Economic Development	**Total Economic Development**		**10**	**8**	**18**
	Rehab; Single-Unit Residential (14A)	Housing Units	40	3	43
	Energy Efficiency Improvements (14F)	Housing Units	0	1	1
	Code Enforcement (15)	Persons	0	151,374	151,374
Housing	**Total Housing**		**40**	**151,378**	**151,418**
		Persons	43,287	334,550	377,837
	Public Facilities and Improvement (General) (03)	Public Facilities	4	25,773	25,777
	Senior Centers (03A)	Public Facilities	32,396	1	32,397
	Handicapped Centers (03B)	Public Facilities	220	2,324	2,544
	Neighborhood Facilities (03E)	Public Facilities	13,317	21,385	34,702
	Parks, Recreational Facilities (03F)	Public Facilities	42,771	38,025	80,796
	Street Improvements (03K)	Persons	2,333	28,136	30,469
	Sidewalks (03L)	Persons	18,814	3,615	22,429
Public Facilities and Improvements	**Total Public Facilities and Improvements**		**153,142**	**453,809**	**606,951**
	Operating Costs of Homeless/AIDS Patients Programs (03T)	Persons	0	170	170
	Public Services (General) (05)	Persons	0	141,755	141,755
	Senior Services (05A)	Persons	0	2,236	2,236
	Handicapped Services (05B)	Persons	0	136	136
	Youth Services (05D)	Persons	0	207	207
	Substance Abuse Services (05F)	Persons	0	8	8
	Battered and Abused Spouses (05G)	Persons	0	1,568	1,568
	Child Care Services (05L)	Persons	0	25	25
	Health Services (05M)	Persons	0	23	23
	Abused and Neglected Children (05N)	Persons	0	230	230
	Mental Health Services (05O)	Persons	0	164	164
Public Services	**Total Public Services**		**0**	**146,522**	**146,522**
	Interim Assistance (06)	Persons	0	133,569	133,569
Other	**Total Other**		**0**	**133,569**	**133,569**
Grand Total			**153,192**	**885,286**	**1,038,478**

CDBG Beneficiaries by Racial / Ethnic Category *(IDIS does not include LMA persons in the table below)*

Housing-Non Housing	Race	Total Persons	Total Hispanic Persons	Total Households	Total Hispanic Households
	White	0	0	4	0
Housing	**Total Housing**	**0**	**0**	**4**	**0**
	White	206,096	96,707	0	0
	Black/African American	19,031	244	0	0
	Asian	8,577	90	0	0
	American Indian/Alaskan Native	3,762	85	0	0
	Native Hawaiian/Other Pacific Islander	651	63	0	0
	American Indian/Alaskan Native & White	185	52	0	0
	Asian & White	157	62	0	0
	Black/African American & White	308	63	0	0
	Amer.	119	92	0	0
	Other multi-racial	56,176	100	0	0
Non Housing	**Total Non Housing**	**295,062**	**97,558**	**4**	**0**
	White	206,096	96,707	4	0
	Black/African American	19,031	244	0	0
	Asian	8,577	90	0	0
	American Indian/Alaskan Native	3,762	85	0	0
	Native Hawaiian/Other Pacific Islander	651	63	0	0
	American Indian/Alaskan Native & White	185	52	0	0
	Asian & White	157	62	0	0
	Black/African American & White	308	63	0	0
	Amer.	119	92	0	0
	Other multi-racial	56,176	100	0	0
Grand Total	**Total Grand Total**	**295,062**	**97,558**	**4**	**0**

CDBG Beneficiaries by Income Category

	Income Levels	Owner Occupied	Renter Occupied	Persons
	Extremely Low (<=30%)	0	0	0
	Low (>30% and <=50%)	4	0	0
	Mod (>50% and <=80%)	0	0	0
	Total Low-Mod	4	0	0
	Non Low-Mod (>80%)	0	0	0
Housing	**Total Beneficiaries**	**4**	**0**	**0**
	Extremely Low (<=30%)	0	0	18,343
	Low (>30% and <=50%)	0	0	275,464
	Mod (>50% and <=80%)	0	0	892
	Total Low-Mod	0	0	294,699
	Non Low-Mod (>80%)	0	0	363
Non Housing	**Total Beneficiaries**	**0**	**0**	**295,062**

RIVERSIDE COUNTY

Home Disbursements and Unit Completions

Activity Type	Units Completed	Units Occupied
Rentals	63	63
TBRA Families	939	939
First Time Homebuyers	17	17
Total, Rentals and TBRA	1,002	1,002
Total, Homebuyers and	17	17
Grand Total	**1,019**	**1,019**

Home Unit Completions by Percent of Area Median Income

Activity Type						Units Completed
	0% - 30%	31% - 50%	51% - 60%	61% - 80%	Total 0% - 60%	Total 0% - 80%
Rentals	32	31	0	0	63	63
TBRA Families	660	258	21	0	939	939
First Time Homebuyers	0	1	6	10	7	17
Total, Rentals and TBRA	692	289	21	0	1,002	1,002
Total, Homebuyers and Homeowners	0	1	6	10	7	17
Grand Total	**692**	**290**	**27**	**10**	**1,009**	**1,019**

Home Unit Reported As Vacant

Activity Type	Reported as Vacant
Rentals	0
TBRA Families	0
First Time Homebuyers	0
Total, Rentals and TBRA	0
Total, Homebuyers and	0
Grand Total	**0**

Home Unit Completions by Racial / Ethnic Category

	Rentals		TBRA Families		First Time Homebuyers	
	Units Completed	Units Completed - Hispanics	Units Completed	Units Completed - Hispanics	Units Completed	Units Completed - Hispanics
White	53	52	557	216	15	11
Black/African American	2	0	326	5	1	0
Asian	0	0	13	0	0	0
American Indian/Alaskan Native	0	0	10	2	0	0
Native Hawaiian/Other Pacific Islander	0	0	2	1	1	1
American Indian/Alaskan Native & White	0	0	1	0	0	0
Black/African American & White	0	0	3	0	0	0
Other multi-racial	8	5	27	13	0	0
Total	**63**	**57**	**939**	**237**	**17**	**12**

	Total, Rentals and TBRA		Homeowners		Grand Total	
	Units Completed	Units Completed - Hispanics	Units Completed	Units Completed - Hispanics	Units Completed	Units Completed - Hispanics
White	610	268	15	11	**625**	**279**
Black/African American	328	5	1	0	**329**	**5**
Asian	13	0	0	0	**13**	**0**
American Indian/Alaskan Native	10	2	0	0	**10**	**2**
Native Hawaiian/Other Pacific Islander	2	1	1	1	**3**	**2**
American Indian/Alaskan Native & White	1	0	0	0	**1**	**0**
Black/African American & White	3	0	0	0	**3**	**0**
Other multi-racial	35	18	0	0	**35**	**18**
Total	**1,002**	**294**	**17**	**12**	**1,019**	**306**

Funds Subgranted To CHDOS

Fiscal Year	CHDO Name	Fund Type	Amount Reserved	Amount Committed	Balance to Commit	% Committed Reserved	Amount Disbursed	% Disbursed Committed
2014	COACHELLA VALLEY HOUSING COALITION	CR	$275,200.00	$275,200.00	$0.00	100.0%	$0.00	0.0%
	Mercy House CHDO, Inc.	CR	$250,052.00	$250,052.00	$0.00	100.0%	$52.00	0.0%
	Riverside Housing Development Corporation	CR	$146,131.00	$146,131.00	$0.00	100.0%	$127,306.54	87.1%
	Fund Type Total for 2014	**CR**	**$671,383.00**	**$671,383.00**	**$0.00**	**100.0%**	**$127,358.54**	**19.0%**

Total For 2014 Funds (CR+CC+CL) **$671,383.00**

Total For 2014 Funds (CO) **$0.00**

Funds Subgranted To CHDOS

Fiscal Year	CHDO Name	Fund Type	Amount Reserved	Amount Committed	Balance to Commit	% Committed Reserved	Amount Disbursed	% Disbursed Committed
2013	Mercy House CHDO, Inc.	CR	$249,948.00	$249,948.00	$0.00	100.0%	$249,948.00	100.0%
	Fund Type Total for 2013	**CR**	**$249,948.00**	**$249,948.00**	**$0.00**	**100.0%**	**$249,948.00**	**100.0%**

Total For 2013 Funds (CR+CC+CL) **$249,948.00**

Total For 2013 Funds (CO) **$0.00**

Funds Subgranted To CHDOS

Fiscal Year	CHDO Name	Fund Type	Amount Reserved	Amount Committed	Balance to Commit	% Committed Reserved	Amount Disbursed	% Disbursed Committed
2012	COACHELLA VALLEY HOUSING COALITION	CR	$1,000,000.00	$1,000,000.00	$0.00	100.0%	$938,915.95	93.9%
	Riverside Housing Development Corporation	CR	$248,053.00	$248,053.00	$0.00	100.0%	$242,798.26	97.9%
	Fund Type Total for 2012	**CR**	**$1,248,053.00**	**$1,248,053.00**	**$0.00**	**100.0%**	**$1,181,714.21**	**94.7%**

Total For 2012 Funds (CR+CC+CL) **$1,248,053.00**

Total For 2012 Funds (CO) **$0.00**

Funds Subgranted To CHDOS

Fiscal Year	CHDO Name	Fund Type	Amount Reserved	Amount Committed	Balance to Commit	% Committed Reserved	Amount Disbursed	% Disbursed Committed
2011	Riverside Housing Development Corporation	CR	$771,947.00	$771,947.00	$0.00	100.0%	$771,947.00	100.0%
	Fund Type Total for 2011	**CR**	**$771,947.00**	**$771,947.00**	**$0.00**	**100.0%**	**$771,947.00**	**100.0%**

Total For 2011 Funds (CR+CC+CL) **$771,947.00**

Total For 2011 Funds (CO) **$0.00**

Funds Subgranted To CHDOS

Fiscal Year	CHDO Name	Fund Type	Amount Reserved	Amount Committed	Balance to Commit	% Committed Reserved	Amount Disbursed	% Disbursed Committed
2010	COACHELLA VALLEY HOUSING COALITION	CR	$2,102,000.00	$2,102,000.00	$0.00	100.0%	$2,102,000.00	100.0%
	Riverside Housing Development Corporation	CR	$300,000.00	$300,000.00	$0.00	100.0%	$300,000.00	100.0%
	Fund Type Total for 2010	**CR**	**$2,402,000.00**	**$2,402,000.00**	**$0.00**	**100.0%**	**$2,402,000.00**	**100.0%**

Total For 2010 Funds (CR+CC+CL) **$2,402,000.00**

Total For 2010 Funds (CO) **$0.00**

Funds Subgranted To CHDOS

Fiscal Year	CHDO Name	Fund Type	Amount Reserved	Amount Committed	Balance to Commit	% Committed Reserved	Amount Disbursed	% Disbursed Committed
2009	COACHELLA VALLEY HOUSING COALITION	CR	$300,000.00	$300,000.00	$0.00	100.0%	$300,000.00	100.0%
	SOUTHERN CALIFORNIA HOUSING DEV. CORP. OF LOS ANGELES	CR	$200,000.00	$200,000.00	$0.00	100.0%	$200,000.00	100.0%
	Fund Type Total for 2009	**CR**	**$500,000.00**	**$500,000.00**	**$0.00**	**100.0%**	**$500,000.00**	**100.0%**

Total For 2009 Funds (CR+CC+CL) **$500,000.00**

Total For 2009 Funds (CO) **$0.00**

Funds Subgranted To CHDOS

Fiscal Year	CHDO Name	Fund Type	Amount Reserved	Amount Committed	Balance to Commit	% Committed Reserved	Amount Disbursed	% Disbursed Committed
2008	COACHELLA VALLEY HOUSING COALITION	CR	$1,149,067.55	$1,149,067.55	$0.00	100.0%	$1,149,067.55	100.0%
	SOUTHERN CA HOUSING DEV CORP OF LOS ANGELES	CR	$400,932.45	$400,932.45	$0.00	100.0%	$400,932.45	100.0%
	Fund Type Total for 2008	**CR**	**$1,550,000.00**	**$1,550,000.00**	**$0.00**	**100.0%**	**$1,550,000.00**	**100.0%**

Total For 2008 Funds (CR+CC+CL) **$1,550,000.00**

Total For 2008 Funds (CO) **$0.00**

Funds Subgranted To CHDOS

Fiscal Year	CHDO Name	Fund Type	Amount Reserved	Amount Committed	Balance to Commit	% Committed Reserved	Amount Disbursed	% Disbursed Committed
2007	COACHELLA VALLEY HOUSING COALITION	CR	$1,150,932.45	$1,150,932.45	$0.00	100.0%	$1,150,932.45	100.0%
	SOUTHERN CA HOUSING DEV CORP OF LOS ANGELES	CR	$649,067.55	$649,067.55	$0.00	100.0%	$649,067.55	100.0%
	Fund Type Total for 2007	**CR**	**$1,800,000.00**	**$1,800,000.00**	**$0.00**	**100.0%**	**$1,800,000.00**	**100.0%**

Total For 2007 Funds (CR+CC+CL) **$1,800,000.00**

Total For 2007 Funds (CO) **$0.00**

Funds Subgranted To CHDOS

Fiscal Year	CHDO Name	Fund Type	Amount Reserved	Amount Committed	Balance to Commit	% Committed Reserved	Amount Disbursed	% Disbursed Committed
2006	COACHELLA VALLEY HOUSING COALITION	CR	$764,250.00	$764,250.00	$0.00	100.0%	$764,250.00	100.0%
	Fund Type Total for 2006	**CR**	**$764,250.00**	**$764,250.00**	**$0.00**	**100.0%**	**$764,250.00**	**100.0%**

Total For 2006 Funds (CR+CC+CL) **$764,250.00**

Total For 2006 Funds (CO) **$0.00**

Funds Subgranted To CHDOS

Fiscal Year	CHDO Name	Fund Type	Amount Reserved	Amount Committed	Balance to Commit	% Committed Reserved	Amount Disbursed	% Disbursed Committed
2005	COACHELLA VALLEY HOUSING COALITION	CR	$662,846.00	$662,846.00	$0.00	100.0%	$662,846.00	100.0%
	Fund Type Total for 2005	**CR**	**$662,846.00**	**$662,846.00**	**$0.00**	**100.0%**	**$662,846.00**	**100.0%**

Total For 2005 Funds (CR+CC+CL) **$662,846.00**

Total For 2005 Funds (CO) **$0.00**

Funds Subgranted To CHDOS

Fiscal Year	CHDO Name	Fund Type	Amount Reserved	Amount Committed	Balance to Commit	% Committed Reserved	Amount Disbursed	% Disbursed Committed
2004	COACHELLA VALLEY HOUSING COALITION	CR	$850,000.00	$850,000.00	$0.00	100.0%	$850,000.00	100.0%
	Fund Type Total for 2004	**CR**	**$850,000.00**	**$850,000.00**	**$0.00**	**100.0%**	**$850,000.00**	**100.0%**

Total For 2004 Funds (CR+CC+CL) **$850,000.00**

Total For 2004 Funds (CO) **$0.00**

Funds Subgranted To CHDOS

Fiscal Year	CHDO Name	Fund Type	Amount Reserved	Amount Committed	Balance to Commit	% Committed Reserved	Amount Disbursed	% Disbursed Committed
2003	COACHELLA VALLEY HOUSING COALITION	CR	$590,861.10	$590,861.10	$0.00	100.0%	$590,861.10	100.0%
	Fund Type Total for 2003	**CR**	**$590,861.10**	**$590,861.10**	**$0.00**	**100.0%**	**$590,861.10**	**100.0%**

Total For 2003 Funds (CR+CC+CL) **$590,861.10**

Total For 2003 Funds (CO) **$0.00**

Funds Subgranted To CHDOS

Fiscal Year	CHDO Name	Fund Type	Amount Reserved	Amount Committed	Balance to Commit	% Committed Reserved	Amount Disbursed	% Disbursed Committed
2002	COACHELLA VALLEY HOUSING COALITION	CR	$447,000.00	$447,000.00	$0.00	100.0%	$447,000.00	100.0%
	Fund Type Total for 2002	**CR**	**$447,000.00**	**$447,000.00**	**$0.00**	**100.0%**	**$447,000.00**	**100.0%**

Total For 2002 Funds (CR+CC+CL) **$447,000.00**

Total For 2002 Funds (CO) **$0.00**

Funds Subgranted To CHDOS

Fiscal Year	CHDO Name	Fund Type	Amount Reserved	Amount Committed	Balance to Commit	% Committed Reserved	Amount Disbursed	% Disbursed Committed
2001	COACHELLA VALLEY HOUSING COALITION	CR	$448,050.00	$448,050.00	$0.00	100.0%	$448,050.00	100.0%
	Fund Type Total for 2001	**CR**	**$448,050.00**	**$448,050.00**	**$0.00**	**100.0%**	**$448,050.00**	**100.0%**

Total For 2001 Funds (CR+CC+CL) **$448,050.00**

Total For 2001 Funds (CO) **$0.00**

Funds Subgranted To CHDOS

Fiscal Year	CHDO Name	Fund Type	Amount Reserved	Amount Committed	Balance to Commit	% Committed Reserved	Amount Disbursed	% Disbursed Committed
2000	COACHELLA VALLEY HOUSING COALITION	CR	$418,800.00	$418,800.00	$0.00	100.0%	$418,800.00	100.0%
	Fund Type Total for 2000	**CR**	**$418,800.00**	**$418,800.00**	**$0.00**	**100.0%**	**$418,800.00**	**100.0%**

Total For 2000 Funds (CR+CC+CL) **$418,800.00**

Total For 2000 Funds (CO) **$0.00**

Funds Subgranted To CHDOS

Fiscal Year	CHDO Name	Fund Type	Amount Reserved	Amount Committed	Balance to Commit	% Committed Reserved	Amount Disbursed	% Disbursed Committed
1999	COACHELLA VALLEY HOUSING COALITION	CR	$417,600.00	$417,600.00	$0.00	100.0%	$417,600.00	100.0%
	Fund Type Total for 1999	**CR**	**$417,600.00**	**$417,600.00**	**$0.00**	**100.0%**	**$417,600.00**	**100.0%**

Total For 1999 Funds (CR+CC+CL) **$417,600.00**

Total For 1999 Funds (CO) **$0.00**

Funds Subgranted To CHDOS

Fiscal Year	CHDO Name	Fund Type	Amount Reserved	Amount Committed	Balance to Commit	% Committed Reserved	Amount Disbursed	% Disbursed Committed
1998	COACHELLA VALLEY HOUSING COALITION	CR	$1,097,538.86	$1,097,538.86	$0.00	100.0%	$1,097,538.86	100.0%
	Fund Type Total for 1998	**CR**	**$1,097,538.86**	**$1,097,538.86**	**$0.00**	**100.0%**	**$1,097,538.86**	**100.0%**

Total For 1998 Funds (CR+CC+CL) **$1,097,538.86**

Total For 1998 Funds (CO) **$0.00**

Funds Subgranted To CHDOS

Fiscal Year	CHDO Name	Fund Type	Amount Reserved	Amount Committed	Balance to Commit	% Committed Reserved	Amount Disbursed	% Disbursed Committed
1997	COACHELLA VALLEY HOUSING COALITION	CR	$367,500.00	$367,500.00	$0.00	100.0%	$367,500.00	100.0%
	Fund Type Total for 1997	**CR**	**$367,500.00**	**$367,500.00**	**$0.00**	**100.0%**	**$367,500.00**	**100.0%**

Total For 1997 Funds (CR+CC+CL) **$367,500.00**

Total For 1997 Funds (CO) **$0.00**

Funds Subgranted To CHDOS

Fiscal Year	CHDO Name	Fund Type	Amount Reserved	Amount Committed	Balance to Commit	% Committed Reserved	Amount Disbursed	% Disbursed Committed
1996	COACHELLA VALLEY HOUSING COALITION	CR	$392,211.00	$392,211.00	$0.00	100.0%	$392,211.00	100.0%
	Fund Type Total for 1996	**CR**	**$392,211.00**	**$392,211.00**	**$0.00**	**100.0%**	**$392,211.00**	**100.0%**

Total For 1996 Funds (CR+CC+CL) **$392,211.00**

Total For 1996 Funds (CO) **$0.00**

Funds Subgranted To CHDOS

Fiscal Year	CHDO Name	Fund Type	Amount Reserved	Amount Committed	Balance to Commit	% Committed Reserved	Amount Disbursed	% Disbursed Committed
1995	COACHELLA VALLEY HOUSING COALITION	CR	$397,150.00	$397,150.00	$0.00	100.0%	$397,150.00	100.0%
	Fund Type Total for 1995	**CR**	**$397,150.00**	**$397,150.00**	**$0.00**	**100.0%**	**$397,150.00**	**100.0%**

Total For 1995 Funds (CR+CC+CL) **$397,150.00**

Total For 1995 Funds (CO) **$0.00**

Funds Subgranted To CHDOS

Fiscal Year	CHDO Name	Fund Type	Amount Reserved	Amount Committed	Balance to Commit	% Committed Reserved	Amount Disbursed	% Disbursed Committed
1994	COACHELLA VALLEY HOUSING COALITION	CR	$369,300.00	$369,300.00	$0.00	100.0%	$369,300.00	100.0%
	Fund Type Total for 1994	**CR**	**$369,300.00**	**$369,300.00**	**$0.00**	**100.0%**	**$369,300.00**	**100.0%**

Total For 1994 Funds (CR+CC+CL) **$369,300.00**

Total For 1994 Funds (CO) **$0.00**

Funds Subgranted To CHDOS

Fiscal Year	CHDO Name	Fund Type	Amount Reserved	Amount Committed	Balance to Commit	% Committed Reserved	Amount Disbursed	% Disbursed Committed
1993	COACHELLA VALLEY HOUSING COALITION	CR	$369,593.00	$369,593.00	$0.00	100.0%	$369,593.00	100.0%
	Fund Type Total for 1993	**CR**	**$369,593.00**	**$369,593.00**	**$0.00**	**100.0%**	**$369,593.00**	**100.0%**

Total For 1993 Funds (CR+CC+CL) **$369,593.00**

Total For 1993 Funds (CO) **$0.00**

Funds Subgranted To CHDOS

Fiscal Year	CHDO Name	Fund Type	Amount Reserved	Amount Committed	Balance to Commit	% Committed Reserved	Amount Disbursed	% Disbursed Committed
1992	B.P.R.C.	CR	$99,551.87	$99,551.87	$0.00	100.0%	$99,551.87	100.0%
	COACHELLA VALLEY HOUSING COALITION	CR	$1,327,700.13	$1,327,700.13	$0.00	100.0%	$1,327,700.13	100.0%
	Fund Type Total for 1992	**CR**	**$1,427,252.00**	**$1,427,252.00**	**$0.00**	**100.0%**	**$1,427,252.00**	**100.0%**

Total For 1992 Funds (CR+CC+CL) **$1,427,252.00**

Total For 1992 Funds (CO) **$0.00**

Total For All Years (Subgranted to CHDOS)	**$18,213,282.96**
Total For All Years (Not Subgranted to CHDOS)	
Grand Total	**$18,213,282.96**

U.S. Department of Housing and Urban Development
Office of Community Planning and Development
Integrated Disbursement and Information System
Home Matching Liability Report

RIVERSIDE COUNTY, CA

Fiscal Year	Match Percent	Total Disbursements	Disbursements Requiring Match	Match Liability Amount
1997	25.0%	$661,971.32	$661,971.32	$165,492.83
1998	25.0%	$3,506,057.85	$3,261,257.85	$815,314.46
1999	25.0%	$2,836,977.56	$2,539,629.59	$634,907.39
2000	25.0%	$1,184,345.51	$904,132.24	$226,033.06
2001	25.0%	$1,597,182.52	$1,343,429.89	$335,857.47
2002	25.0%	$534,001.25	$249,615.12	$62,403.78
2003	25.0%	$1,256,932.07	$958,932.07	$239,733.01
2004	25.0%	$6,196,129.65	$5,802,222.25	$1,450,555.56
2005	25.0%	$4,541,557.02	$4,149,642.02	$1,037,410.50
2006	25.0%	$3,270,384.49	$2,897,913.49	$724,478.37
2007	25.0%	$4,368,024.66	$4,005,192.02	$1,001,298.00
2008	25.0%	$5,477,561.14	$5,123,287.88	$1,280,821.97
2009	25.0%	$2,049,659.42	$1,750,339.00	$437,584.75
2010	25.0%	$1,811,619.45	$1,496,819.58	$374,204.89
2011	25.0%	$3,582,447.85	$3,196,641.64	$799,160.41
2012	25.0%	$2,708,818.24	$2,401,848.61	$600,462.15
2013	25.0%	$2,457,910.58	$2,344,312.81	$586,078.20

2014	25.0 %	$2,700,500.95	$2,545,636.91	$636,409.22

PR50 - Expenditure Report

Use of CDBG Funds by RIVERSIDE COUNTY,CA

from 07-01-2014 to 06-30-2015

Matrix Code	Activity Group	Matrix Code Name	Disbursements	Percent of Total
18C	ED	Micro-Enterprise Assistance	12,500.00	0.14%
Subtotal for : Economic Development			**12,500.00**	**0.14%**
14A	HR	Rehab; Single-Unit Residential	29,073.21	0.33%
14F	HR	Energy Efficiency Improvements	4,000.00	0.05%
15	HR	Code Enforcement	832,482.26	9.38%
Subtotal for : Housing			**865,555.47**	**9.75%**
03	PI	Public Facilities and Improvement (General)	2,572,790.26	28.99%
03A	PI	Senior Centers	423,479.76	4.77%
03B	PI	Handicapped Centers	50,000.00	0.56%
03E	PI	Neighborhood Facilities	254,702.38	2.87%
03F	PI	Parks, Recreational Facilities	659,731.53	7.43%
03K	PI	Street Improvements	683,807.57	7.71%
03L	PI	Sidewalks	49,030.35	0.55%
Subtotal for : Public Facilities and Improvements			**4,693,541.85**	**52.89%**
03T	PS	Operating Costs of Homeless/AIDS Patients Programs	55,814.57	0.63%
05	PS	Public Services (General)	668,335.38	7.53%
05A	PS	Senior Services	203,870.00	2.30%
05B	PS	Handicapped Services	6,034.00	0.07%
05D	PS	Youth Services	61,756.75	0.70%
05F	PS	Substance Abuse Services	4,000.00	0.05%
05G	PS	Battered and Abused Spouses	14,133.00	0.16%
05L	PS	Child Care Services	10,000.00	0.11%
05M	PS	Health Services	16,133.00	0.18%
05N	PS	Abused and Neglected Children	7,000.00	0.08%
05O	PS	Mental Health Services	5,000.00	0.06%
Subtotal for : Public Services			**1,052,076.70**	**11.86%**
21A	AP	General Program Administration	1,412,205.88	15.91%
21D	AP	Fair Housing Activities (subject to 20% Admin Cap)	134,191.45	1.51%
Subtotal for : General Administration and Planning			**1,546,397.33**	**17.43%**
06	OT	Interim Assistance	703,667.30	7.93%
Subtotal for : Other			**703,667.30**	**7.93%**
Total Disbursements			**8,873,738.65**	**100.00%**

U.S. Department of Housing and Urban Development
Office of Community Planning and Development
Integrated Disbursement and Information System
RIVERSIDE COUNTY,CA
PR 51- Selected CDBG Accomplishment Report
Program Year Between 07-01-2014 and 06-30-2015

DATE: 08-07-15
TIME: 16:37
PAGE: 1

HOUSING

Matrix Code	Eligible Activity	Number of Households Assisted
14A	Rehab; Single-Unit Residential	3
14F	Energy Efficiency Improvements	1
	Total Number of Households Assisted:	4

PUBLIC SERVICES

Matrix Code	Eligible Activity	Number of Persons Benefitting
03T	Operating Costs of Homeless/AIDS Patients Programs	170
05	Public Services (General)	141,755
05A	Senior Services	2,236
05B	Handicapped Services	136
05D	Youth Services	207
05F	Substance Abuse Services	8
05G	Battered and Abused Spouses	1,568
05L	Child Care Services	25
05M	Health Services	23
05N	Abused and Neglected Children	230
05O	Mental Health Services	164
	Total Number of Persons Benefitting:	**146,522**

PUBLIC IMPROVEMENTS

Matrix Code	Eligible Activity	Number of Persons Benefitting
03	Public Facilities and Improvement (General)	360,323
03A	Senior Centers	1
03B	Handicapped Centers	2,324
03E	Neighborhood Facilities	21,385
03F	Parks, Recreational Facilities	38,025
03K	Street Improvements	28,136
03L	Sidewalks	3,615
	Total Number of Persons Benefitting:	**453,809**

CDBG Performance Measures Report

Program Year RIVERSIDE COUNTY,CA

Public Facilities and Infrastructure

	Create Suitable Living			Provide Decent Housing			Create Economic Opportunities			Total
	Access	Afford	Sustain	Access	Afford	Sustain	Access	Afford	Sustain	
Number of Persons Assisted										
with new access to a facility	45,811	0	64,241	0	0	0	0	0	0	110,052
with improved access to a facility	295,500	0	38,237	0	0	0	0	0	0	333,737
with access to a facility that is no longer substandard	0	0	10,020	0	0	0	0	0	0	10,020
Totals :	**341,311**	**0**	**112,498**	**0**	**0**	**0**	**0**	**0**	**0**	**453,809**

Number of Households Assisted										
with new access to a facility	0	0	0	0	0	0	0	0	0	0
with improved access to a facility	0	0	0		0	0	0	0	0	0
with access to a facility that is no longer substandard	0	0	0	0	0	0	0	0	0	0
Totals :	0	0	0	0	0	0	0	0	0	0

Public Services

	Create Suitable Living			Provide Decent Housing			Create Economic Opportunities			Total
	Access	Afford	Sustain	Access	Afford	Sustain	Access	Afford	Sustain	
Number of Persons Assisted										
with new (or continuing) access to a service	111,093	584	34,845	0	0	0	0	0	0	146,522
with improved (or continuing) access to a service	0	0	0	0	0	0	0	0	0	0
with new access to a service that is no longer substandard	0	0	0	0	0	0	0	0	0	0
Totals :	**111,093**	**584**	**34,845**	**0**	**0**	**0**	**0**	**0**	**0**	**146,522**

Public Services (continued)

	Create Suitable Living			Provide Decent Housing			Create Economic Opportunities			Total
	Access	Afford	Sustain	Access	Afford	Sustain	Access	Afford	Sustain	
Number of Households Assisted										
with new (or continuing) access to a service	0	0	0	0	0	0	0	0	0	0
with improved (or continuing) access to a service	0	0	0	0	0	0	0	0	0	0
with new access to a service that is no longer substandard	0	0	0	0	0	0	0	0	0	0
Totals :	0	0	0	0	0	0	0	0	0	0

Economic Development

	Create Suitable Living			Provide Decent Housing			Create Economic Opportunities			Total
	Access	Afford	Sustain	Access	Afford	Sustain	Access	Afford	Sustain	
Total Number of Businesses Assisted	**0**	**0**	**0**	**0**	**0**	**0**	**8**	**0**	**0**	**8**
Of Total										
New businesses assisted	0	0	0	0	0	0	2	0	0	2
Existing businesses assisted	0	0	0	0	0	0	6	0	0	6
Number of business facades/buildings rehabilitated	0	0	0	0	0	0	0	0	0	0
Assisted businesses that provide a good or service to service area/neighborhood/community	0	0	0	0	0	0	8	0	0	8
Total Number of Jobs Created	0	0	0	0	0	0	0	0	0	0
Types of Jobs Created										
Officials and Managers	0	0	0	0	0	0	0	0	0	0

Economic Development (continued)

	Create Suitable Living			Provide Decent Housing			Create Economic Opportunities			Total
	Access	Afford	Sustain	Access	Afford	Sustain	Access	Afford	Sustain	
Professional	0	0	0	0	0	0	0	0	0	0
Technicians	0	0	0	0	0	0	0	0	0	0
Sales	0	0	0	0	0	0	0	0	0	0
Office and Clerical	0	0	0	0	0	0	0	0	0	0
Craft Workers (skilled)	0	0	0	0	0	0	0	0	0	0
Operatives (semi-skilled)	0	0	0	0	0	0	0	0	0	0
Laborers (unskilled)	0	0	0	0	0	0	0	0	0	0
Service Workers	0	0	0	0	0	0	0	0	0	0
Of jobs created, number with employer sponsored health care benefits	0	0	0	0	0	0	0	0	0	0
Number unemployed prior to taking jobs	0	0	0	0	0	0	0	0	0	0
Total Number of Jobs Retained	0	0	0	0	0	0	0	0	0	0
Types of Jobs Retained										
Officials and Managers	0	0	0	0	0	0	0	0	0	0
Professional	0	0	0	0	0	0	0	0	0	0

Economic Development (continued)

	Create Suitable Living			Provide Decent Housing			Create Economic Opportunities			Total
	Access	Afford	Sustain	Access	Afford	Sustain	Access	Afford	Sustain	
Technicians	0	0	0	0	0	0	0	0	0	0
Sales	0	0	0	0	0	0	0	0	0	0
Office and Clerical	0	0	0	0	0	0	0	0	0	0
Craft Workers (skilled)	0	0	0	0	0	0	0	0	0	0
Operatives (semi-skilled)	0	0	0	0	0	0	0	0	0	0
Laborers (unskilled)	0	0	0	0	0	0	0	0	0	0
Service Workers	0	0	0	0	0	0	0	0	0	0
Of jobs retained, number with employer sponsored health care benefits	0	0	0	0	0	0	0	0	0	0
Acres of Brownfields Remediated	0	0	0	0	0	0	0	0	0	0

CDBG Performance Measures Report

Program Year RIVERSIDE COUNTY,CA

Rehabilitation of Rental Housing

	Create Suitable Living			Provide Decent Housing			Create Economic Opportunities			Total
	Access	Afford	Sustain	Access	Afford	Sustain	Access	Afford	Sustain	
Total LMH* units	0	0	0	0	0	0	0	0	0	0
Total SB*, URG units	0	0	0	0	0	0	0	0	0	0
Of Total, Number of Units										
Made 504 accessible	0	0	0	0	0	0	0	0	0	0
Brought from substandard to standard condition	0	0	0	0	0	0	0	0	0	0
Created through conversion of non-residential to residential buildings	0	0	0	0	0	0	0	0	0	0
Qualified as Energy Star	0	0	0	0	0	0	0	0	0	0
Brought to lead safety compliance	0	0	0	0	0	0	0	0	0	0
Affordable	0	0	0	0	0	0	0	0	0	0
Of Affordable Units										
Number subsidized by another federal, state, local program	0	0	0	0	0	0	0	0	0	0
Number occupied by elderly	0	0	0	0	0	0	0	0	0	0
Number of years of affordability	0	0	0	0	0	0	0	0	0	0
Average number of years of affordability per unit	0	0	0	0	0	0	0	0	0	0
Number designated for persons with HIV/AIDS	0	0	0	0	0	0	0	0	0	0

Rehabilitation of Rental Housing (continued)

	Create Suitable Living			Provide Decent Housing			Create Economic Opportunities			Total
	Access	Afford	Sustain	Access	Afford	Sustain	Access	Afford	Sustain	
Of those, number for the chronically homeless										
	0	0	0	0	0	0	0	0	0	0
Number of permanent housing units for homeless persons and families										
	0	0	0	0	0	0	0	0	0	0
Of those, number for the chronically homeless										
	0	0	0	0	0	0	0	0	0	0

Construction of Rental Housing

	Create Suitable Living			Provide Decent Housing			Create Economic Opportunities			Total
	Access	Afford	Sustain	Access	Afford	Sustain	Access	Afford	Sustain	
Total LMH* units										
	0	0	0	0	0	0	0	0	0	0
Total SB*, URG units										
	0	0	0	0	0	0	0	0	0	0
Of Total, Number of										
504 accessible units										
	0	0	0	0	0	0	0	0	0	0
Units qualified as Energy Star										
	0	0	0	0	0	0	0	0	0	0
Affordable units										
	0	0	0	0	0	0	0	0	0	0
Of Affordable Units										
Number occupied by elderly										
	0	0	0	0	0	0	0	0	0	0
Years of affordability										
	0	0	0	0	0	0	0	0	0	0
Average number of years of affordability per unit										
	0	0	0	0	0	0	0	0	0	0

Construction of Rental Housing (continued)

	Create Suitable Living			Provide Decent Housing			Create Economic Opportunities			Total
	Access	Afford	Sustain	Access	Afford	Sustain	Access	Afford	Sustain	
Number subsidized with project based rental assistance by another federal, state, or local program										
	0	0	0	0	0	0	0	0	0	0
Number designated for persons with HIV/AIDS										

0	0	0	0	0	0	0	0	0	0
Of those, the number for the chronically homeless									
0	0	0	0	0	0	0	0	0	0
Number of permanent housing units for homeless persons and families									
0	0	0	0	0	0	0	0	0	0
Of those, the number for the chronically homeless									
0	0	0	0	0	0	0	0	0	0

CDBG Performance Measures Report

Program Year RIVERSIDE COUNTY,CA

Owner Occupied Housing Rehabilitation

	Create Suitable Living			Provide Decent Housing			Create Economic Opportunities			Total
	Access	Afford	Sustain	Access	Afford	Sustain	Access	Afford	Sustain	
Total LMH* units	0	0	0	3	1	0	0	0	0	4
Total SB*, URG units	0	0	0	0	0	0	0	0	0	0
Of Total, Number of Units										
Occupied by elderly	0	0	0	1	0	0	0	0	0	1
Brought from substandard to standard condition	0	0	0	2	0	0	0	0	0	2
Qualified as Energy Star	0	0	0	0	1	0	0	0	0	1
Brought to lead safety compliance	0	0	0	0	0	0	0	0	0	0
Made accessible	0	0	0	0	0	0	0	0	0	0

Homebuyer Assistance

	Create Suitable Living			Provide Decent Housing			Create Economic Opportunities			Total
	Access	Afford	Sustain	Access	Afford	Sustain	Access	Afford	Sustain	
Total Households Assisted	0	0	0	0	0	0	0	0	0	0
Of Total:										
Number of first-time homebuyers	0	0	0	0	0	0	0	0	0	0
Of those, number receiving housing counseling	0	0	0	0	0	0	0	0	0	0
Number of households receiving downpayment/closing costs assistance	0	0	0	0	0	0	0	0	0	0

Development of Homeowner Housing

	Create Suitable Living			Provide Decent Housing			Create Economic Opportunities			Total
	Access	Afford	Sustain	Access	Afford	Sustain	Access	Afford	Sustain	
Total LMH* units	0	0	0	0	0	0	0	0	0	0
Total SB*, URG units	0	0	0	0	0	0	0	0	0	0
Of Total, Number of										
Affordable units	0	0	0	0	0	0	0	0	0	0
Years of affordability	0	0	0	0	0	0	0	0	0	0
Average number of years of affordability per unit										

	0	0	0	0	0	0	0	0	0	0
Units qualified as Energy Star										
	0	0	0	0	0	0	0	0	0	0
504 accessible units										
	0	0	0	0	0	0	0	0	0	0
Units occupied by households previously living in subsidized housing										
	0	0	0	0	0	0	0	0	0	0
Of Affordable Units										
Number occupied by elderly										
	0	0	0	0	0	0	0	0	0	0
Number designated for persons with HIV/AIDS										
	0	0	0	0	0	0	0	0	0	0
Of those, number for the chronically homeless										
	0	0	0	0	0	0	0	0	0	0
Number of housing units for homeless persons and families										
	0	0	0	0	0	0	0	0	0	0
Of those, number for the chronically homeless										
	0	0	0	0	0	0	0	0	0	0

Housing Subsidies

	Create Suitable Living			Provide Decent Housing			Create Economic Opportunities			Total
	Access	Afford	Sustain	Access	Afford	Sustain	Access	Afford	Sustain	
Total Number of Households										
	0	0	0	0	0	0	0	0	0	0
Of Total:										
Number of households receiving short-term rental assistance (< = 3 months)										
	0	0	0	0	0	0	0	0	0	0
Number of households assisted that were previously homeless										
	0	0	0	0	0	0	0	0	0	0
Of those, number of chronically homeless households										
	0	0	0	0	0	0	0	0	0	0

Shelter for Homeless Persons

	Create Suitable Living			Provide Decent Housing			Create Economic Opportunities			Total
	Access	Afford	Sustain	Access	Afford	Sustain	Access	Afford	Sustain	
Number of beds created in overnight shelter/other emergency housing										
	0	0	0	0	0	0	0	0	0	0
Number of homeless persons given overnight shelter										
	170	0	0	0	0	0	0	0	0	170

Homeless Prevention

	Create Suitable Living			Provide Decent Housing			Create Economic Opportunities			Total
	Access	Afford	Sustain	Access	Afford	Sustain	Access	Afford	Sustain	
Number of Persons Assisted										
that received emergency financial assistance to prevent homelessness										
	0	0	0	0	0	0	0	0	0	0
that received emergency legal assistance to prevent homelessness										
	0	0	0	0	0	0	0	0	0	0

U.S. Department of Housing and Urban Development
Office of Community Planning and Development
Integrated Disbursement and Information System
Rental , Homebuyer , Homeowner Rehab, TBRA
Housing Performance Report - RIVERSIDE COUNTY , CA

Program Rental , Homebuyer , Homeowner Rehab, TBRA
Date Range 06/30/2015
Home Tenure Type 7/1/2014

Objectives	Outcomes Availability / Accessibility		Affordability		Sustainability		Total by Objective		# of Total Units Brought to Property Standard		Of the Total Units, the # occupied by Households <= 80% AMI	
	Units	$	Units	$	Units	$	Units	$	Units	$	Units	$
Suitable Living	0	0.00	0	0.00	0	0.00	0	0.00	0	0.00	0	0.00
Decent Housing	0	0.00	67	2,269,710.00	0	0.00	67	2,269,710.00	67	2,269,710.00	67	2,269,710.00
Economic Opportunity	0	0.00	0	0.00	0	0.00	0	0.00	0	0.00	0	0.00
Total by Outcome	0	0.00	67	2,269,710.00	0	0.00	67	2,269,710.00	67	2,269,710.00	67	2,269,710.00

U.S. Department of Housing and Urban Development
Office of Community Planning and Development
Integrated Disbursement and Information System

DATE: 08-07-15
TIME: 16:49
PAGE: 1

PR91 - ESG Financial Summary (2013/14-2014/15)

RIVERSIDE COUNTY, CA

2013

ESG Program Level Summary

Grant Number	Total Grant Amount	Total Funds Committed	Total Funds Available to Commit	% of Grant Funds Not Committed	Grant Funds Drawn	% of Grant Funds Drawn	Available to Draw	% Remaining to Draw
E13UC060506	$472,464.00	$472,464.00	$0.00	0.00%	$472,464.00	100.00%	$0.00	0.00%

ESG Program Components

Activity Type	Total Committed to Activities	% of Grant Committed	Drawn Amount	% of Grant Drawn
Street Outreach	$10,000.00	2.12%	$10,000.00	2.12%
Shelter	$273,479.00	57.88%	$273,479.00	57.88%
Homeless Prevention	$53,233.85	11.27%	$53,233.85	11.27%
Rapid Re-Housing	$100,317.15	21.23%	$100,317.15	21.23%
Data Collection (HMIS)	$0.00	0.00%	$0.00	0.00%
Administration	$35,434.00	7.50%	$35,434.00	7.50%
Funds Not Committed	$0.00	0.00%	$0.00	0.00%
Funds Remaining to Draw	$0.00	0.00%	$0.00	0.00%
Total	**$472,464.00**	**100.00%**	**$472,464.00**	**100.00%**

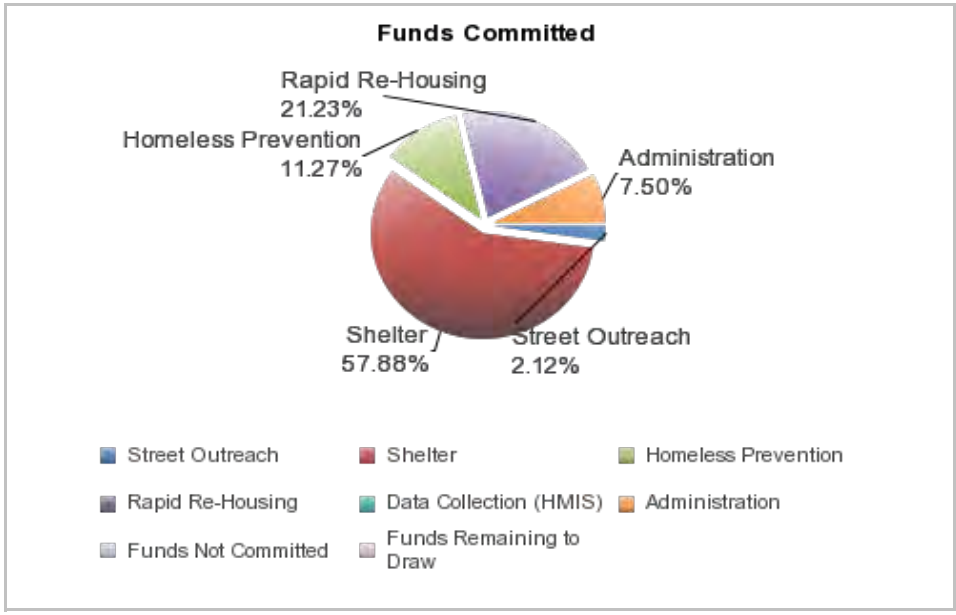

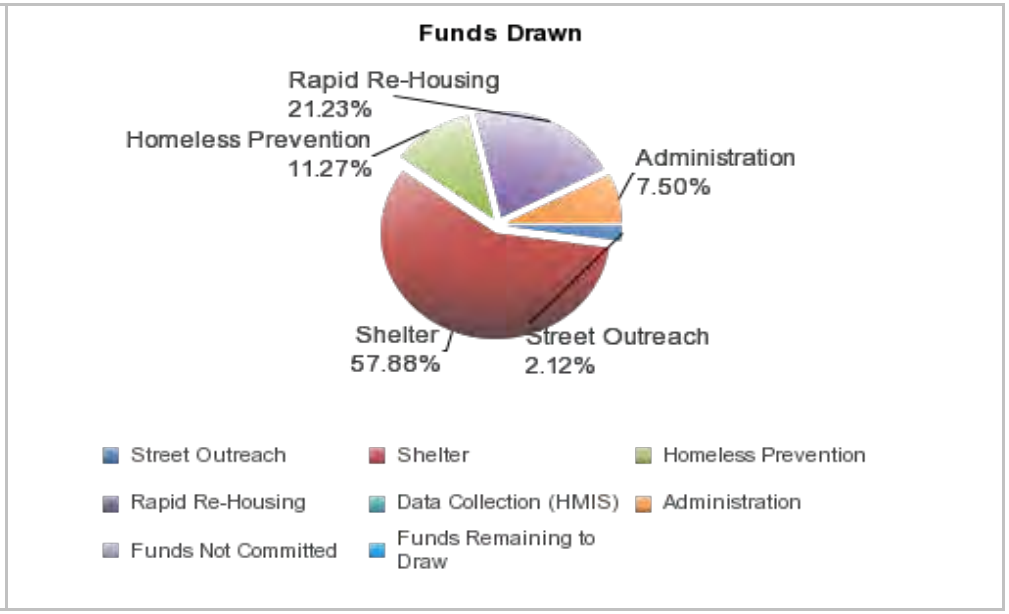

24-Month Grant Expenditure Deadline

All of the recipient's grant must be expended for eligible activity costs within 24 months after the date HUD signs the grant agreement with the recipient. Expenditure means either an actual cash disbursement for a direct charge for a good or service or an indirect cost or the accrual of a direct charge for a good or service or an indirect cost. This report uses draws in IDIS to measure expenditures. HUD allocated Fiscal Year 2011 ESG funds in two allocations. For FY2011, this Obligation Date is the date of the first allocation.This report does not list the Obligation Date, does not calculate the Expenditure Deadline, and does not track the Days Remaining for the FY 2011 second allocation.

Grant Amount: **$472,464.00**

Grant Number	Draws to Date	Date	Deadline	Meet Requirement	Required
E13UC060506	$472,464.00	08/27/2013	08/27/2015	20	$0.00

60% Cap on Emergency Shelter and Street Outreach

The cap refers to the total amount of the recipient's fiscal year grant, allowed for emergency shelter and street outreach activities, is capped at 60 percent. This amount cannot exceed the greater of: (1) 60% of the overall grant for the year; or, (2) the amount of Fiscal Year 2010 ESG funds committed for homeless assistance activities.

Shelter	Street Outreach	Shelter and Street Outreach	Street Outreach	Homeless Assistance	Street Outreach	Street Outreach
$273,479.00	$10,000.00	$283,479.00	60.00%	$370,003.00	$283,479.00	60.00%

ESG Draws By Month (at the total grant level):

Grant Amount: **472,464.00**

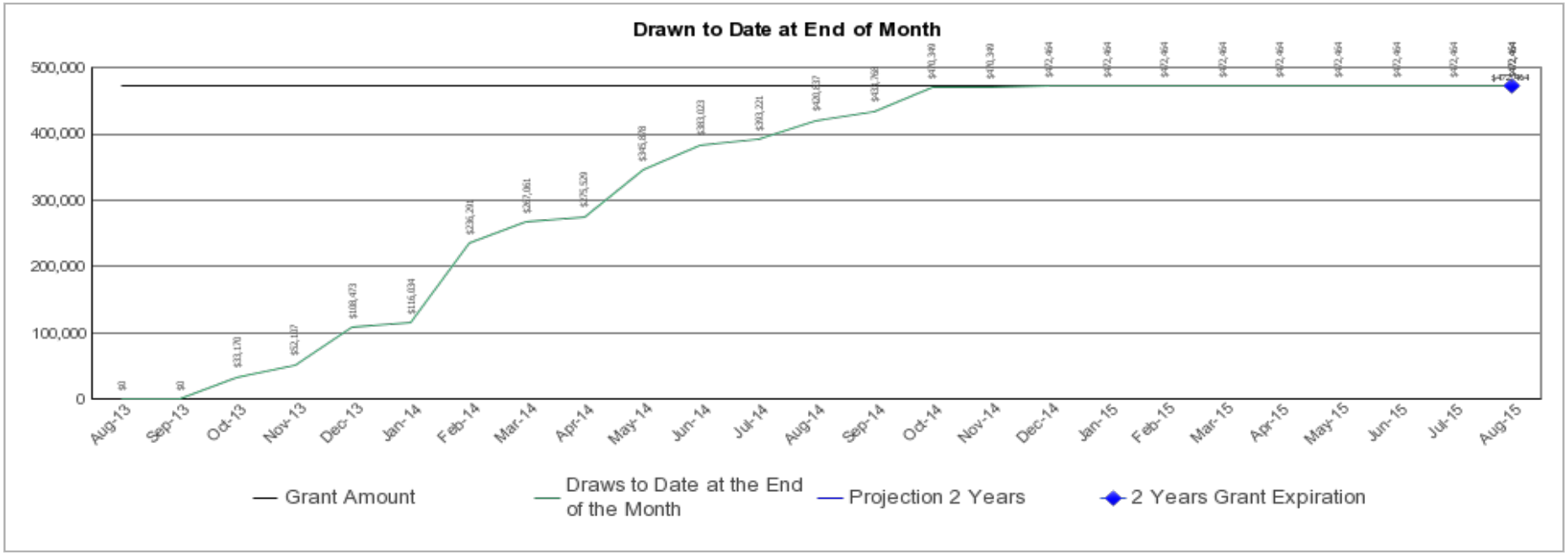

ESG Draws By Quarter (at the total grant level):

Quarter End Date	Quarter	the End of the	Quarter	at End of Quarter
09/30/2013	$0.00	$0.00	0.00%	0.00%
12/31/2013	$108,473.17	$108,473.17	22.96%	22.96%
03/31/2014	$158,587.76	$267,060.93	33.57%	56.53%
06/30/2014	$115,962.35	$383,023.28	24.54%	81.07%
09/30/2014	$50,744.55	$433,767.83	10.74%	91.81%
12/31/2014	$38,696.17	$472,464.00	8.19%	100.00%
03/31/2015	$0.00	$472,464.00	0.00%	100.00%
06/30/2015	$0.00	$472,464.00	0.00%	100.00%
09/30/2015	$0.00	$472,464.00	0.00%	100.00%

$89,440.72 *2013 ESG Funds Drawn in FY 2014*

ESG Subrecipient Commitments and Draws by Activity Category :

Subecipient	Activity Type	Committed	Drawn
	Street Outreach	$10,000.00	$10,000.00
	Shelter	$0.00	$0.00

RIVERSIDE COUNTY	Administration	$35,434.00	$35,434.00
	Total	$45,434.00	$45,434.00
	Total Remaining to be Drawn		$0.00
	Percentage Remaining to be Drawn		0.00%
COUNTY OF RIVERSIDE - EDA	Homeless Prevention	$5,493.00	$5,493.00
	Rapid Re-Housing	$73,058.00	$73,058.00
	Total	$78,551.00	$78,551.00
	Total Remaining to be Drawn		$0.00
	Percentage Remaining to be Drawn		0.00%
PATH OF LIFE MINISTRIES	Shelter	$40,000.00	$40,000.00
	Total	$40,000.00	$40,000.00
	Total Remaining to be Drawn		$0.00
	Percentage Remaining to be Drawn		0.00%
MARTHA'S VILLAGE & KITCHEN, INC	Shelter	$50,000.00	$50,000.00
	Total	$50,000.00	$50,000.00
	Total Remaining to be Drawn		$0.00
	Percentage Remaining to be Drawn		0.00%
SHELTER FROM THE STORM	Shelter	$20,000.00	$20,000.00
	Total	$20,000.00	$20,000.00
	Total Remaining to be Drawn		$0.00
	Percentage Remaining to be Drawn		0.00%
VALLEY RESTART EMERGENCY SHELTER	Shelter	$20,000.00	$20,000.00
	Total	$20,000.00	$20,000.00
	Total Remaining to be Drawn		$0.00
	Percentage Remaining to be Drawn		0.00%
COACHELLA VALLEY RESCUE MISSION	Shelter	$30,000.00	$30,000.00
	Total	$30,000.00	$30,000.00
	Total Remaining to be Drawn		$0.00
	Percentage Remaining to be Drawn		0.00%
Operation Safehouse, Inc.	Shelter	$40,000.00	$40,000.00
	Total	$40,000.00	$40,000.00
	Total Remaining to be Drawn		$0.00
	Percentage Remaining to be Drawn		0.00%
Alternatives to Domestic Violence	Shelter	$10,000.00	$10,000.00
	Total	$10,000.00	$10,000.00
	Total Remaining to be Drawn		$0.00
	Percentage Remaining to be Drawn		0.00%
Whiteside Manor, Inc.	Shelter	$63,479.00	$63,479.00
	Total	$63,479.00	$63,479.00
	Total Remaining to be Drawn		$0.00
	Percentage Remaining to be Drawn		0.00%
Foothill AIDS Project	Homeless Prevention	$15,000.00	$15,000.00
	Total	$15,000.00	$15,000.00
	Total Remaining to be Drawn		$0.00
	Percentage Remaining to be Drawn		0.00%
	Homeless Prevention	$17,320.85	$17,320.85
	Rapid Re-Housing	$12,679.15	$12,679.15

Lutheran Social Services of Southern California	Total	$30,000.00	$30,000.00
	Total Remaining to be Drawn		$0.00
	Percentage Remaining to be Drawn		0.00%
Helping Our People of Elsinore, Inc. H.O.P.E.	Homeless Prevention	$15,420.00	$15,420.00
	Rapid Re-Housing	$14,580.00	$14,580.00
	Total	$30,000.00	$30,000.00
	Total Remaining to be Drawn		$0.00
	Percentage Remaining to be Drawn		0.00%

ESG Subrecipients by Activity Category

Activity Type	Subecipient
Street Outreach	RIVERSIDE COUNTY
Shelter	RIVERSIDE COUNTY
	PATH OF LIFE MINISTRIES
	MARTHA'S VILLAGE & KITCHEN, INC
	SHELTER FROM THE STORM
	VALLEY RESTART EMERGENCY SHELTER
	COACHELLA VALLEY RESCUE MISSION
	Operation Safehouse, Inc.
	Alternatives to Domestic Violence
	Whiteside Manor, Inc.
Homeless Prevention	COUNTY OF RIVERSIDE - EDA
	Foothill AIDS Project
	Lutheran Social Services of Southern California
	Helping Our People of Elsinore, Inc. H.O.P.E.
Rapid Re-Housing	COUNTY OF RIVERSIDE - EDA
	Lutheran Social Services of Southern California
	Helping Our People of Elsinore, Inc. H.O.P.E.
Administration	RIVERSIDE COUNTY

2014

ESG Program Level Summary

Grant Number	Total Grant Amount	Total Funds Committed	Total Funds Available to	% of Grant Funds Not Committed	Grant Funds Drawn	% of Grant Funds Drawn	Available to Draw	% Remaining to Draw
E14UC060506	$583,301.00	$583,301.00	$0.00	0.00%	$583,301.00	100.00%	$0.00	0.00%

ESG Program Components

Activity Type	Total Committed to Activities	% of Grant Committed	Drawn Amount	% of Grant Drawn
Street Outreach	$5,000.00	0.86%	$5,000.00	0.86%
Shelter	$344,981.00	59.14%	$344,981.00	59.14%
Homeless Prevention	$57,488.21	9.86%	$57,488.21	9.86%
Rapid Re-Housing	$132,084.21	22.64%	$132,084.21	22.64%
Data Collection (HMIS)	$0.00	0.00%	$0.00	0.00%
Administration	$43,747.58	7.50%	$43,747.58	7.50%
Funds Not Committed	$0.00	0.00%	$0.00	0.00%
Funds Remaining to Draw	$0.00	0.00%	$0.00	0.00%
Total	**$583,301.00**	**100.00%**	**$583,301.00**	**100.00%**

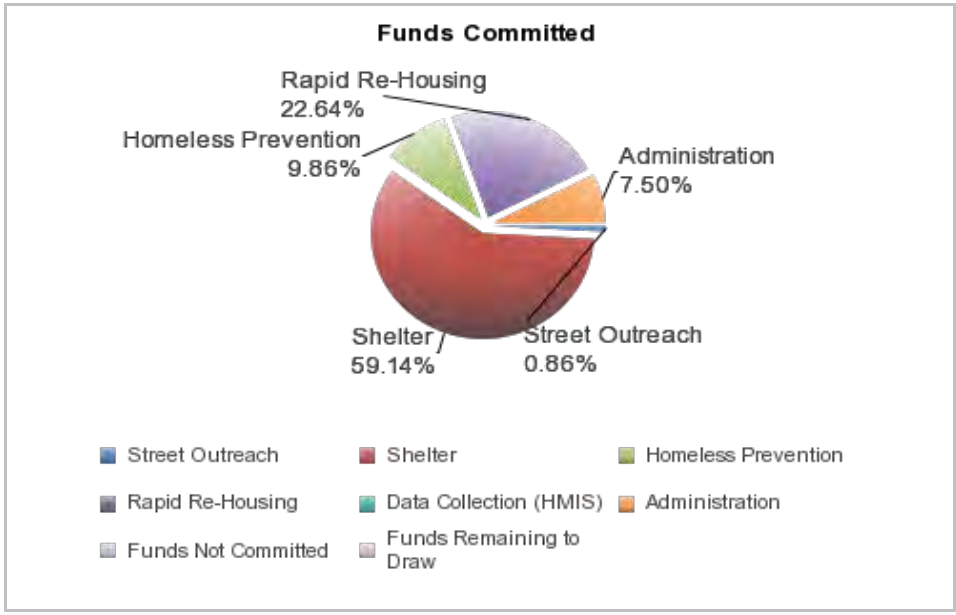

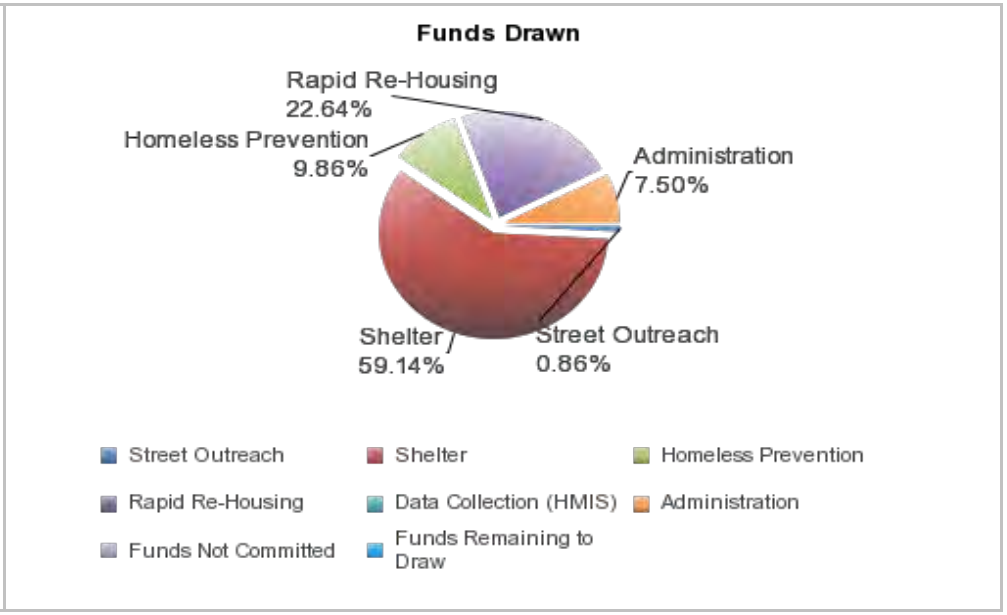

24-Month Grant Expenditure Deadline

All of the recipient's grant must be expended for eligible activity costs within 24 months after the date HUD signs the grant agreement with the recipient. Expenditure means either an actual cash disbursement for a direct charge for a good or service or an indirect cost or the accrual of a direct charge for a good or service or an indirect cost. This report uses draws in IDIS to measure expenditures. HUD allocated Fiscal Year 2011 ESG funds in two allocations. For FY2011, this Obligation Date is the date of the first allocation.This report does not list the Obligation Date, does not calculate the Expenditure Deadline, and does not track the Days Remaining for the FY 2011 second allocation.

Grant Amount: **$583,301.00**

Grant Number	Draws to Date	Date	Deadline	Meet Requirement	Required
E14UC060506	$583,301.00	10/02/2014	10/02/2016	422	$0.00

60% Cap on Emergency Shelter and Street Outreach

The cap refers to the total amount of the recipient's fiscal year grant, allowed for emergency shelter and street outreach activities, is capped at 60 percent. This amount cannot exceed the greater of: (1) 60% of the overall grant for the year; or, (2) the amount of Fiscal Year 2010 ESG funds committed for homeless assistance activities.

Shelter	Street Outreach	Shelter and Street Outreach	Street Outreach	Homeless Assistance	Street Outreach	Street Outreach
$344,981.00	$5,000.00	$349,981.00	60.00%	$370,003.00	$349,981.00	60.00%

ESG Draws By Month (at the total grant level):

Grant Amount: **583,301.00**

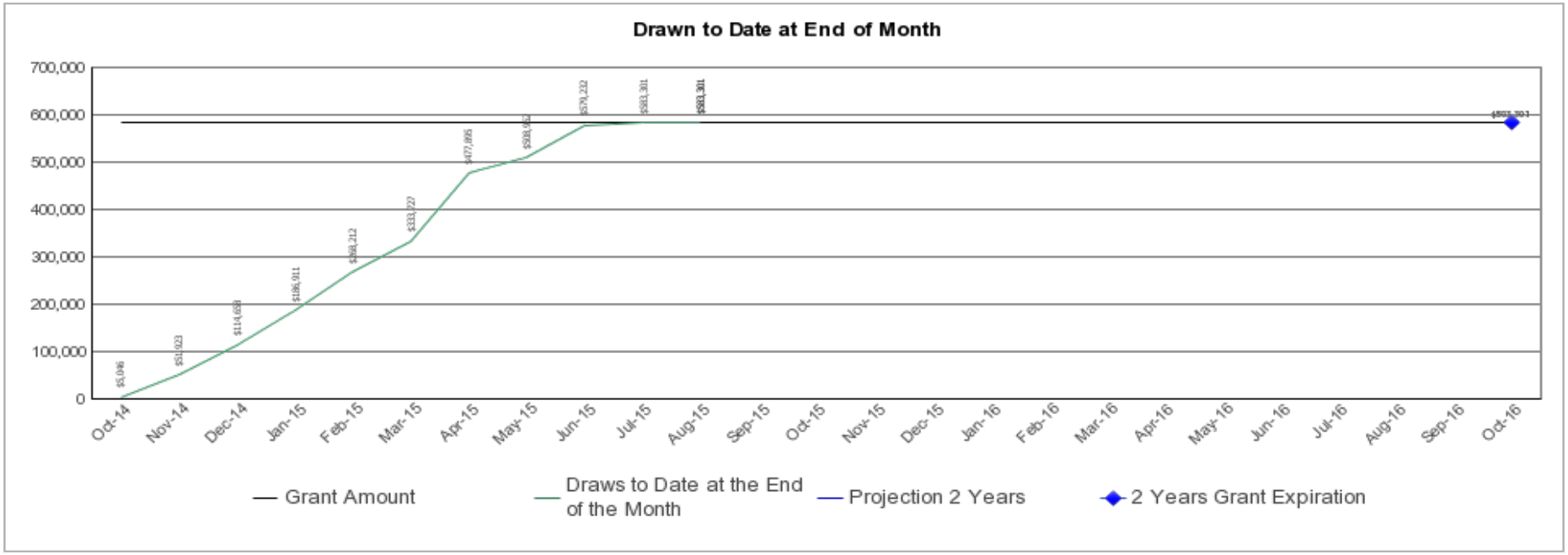

ESG Draws By Quarter (at the total grant level):

Quarter End Date	Quarter	the End of the	Quarter	at End of Quarter
12/31/2014	$114,657.69	$114,657.69	19.66%	19.66%
03/31/2015	$219,069.62	$333,727.31	37.56%	57.21%
06/30/2015	$245,505.18	$579,232.49	42.09%	99.30%
09/30/2015	$4,068.51	$583,301.00	0.70%	100.00%

$579,232.49 *2014 ESG Funds Drawn in FY 2014*

ESG Subrecipient Commitments and Draws by Activity Category :

Subecipient	Activity Type	Committed	Drawn
RIVERSIDE COUNTY	Shelter	$0.00	$0.00
	Homeless Prevention	$0.00	$0.00
	Rapid Re-Housing	$0.00	$0.00
	Administration	$43,747.58	$43,747.58
	Total	$43,747.58	$43,747.58
	Total Remaining to be Drawn		$0.00
	Percentage Remaining to be Drawn		0.00%
PATH OF LIFE MINISTRIES	Shelter	$50,000.00	$50,000.00
	Total	$50,000.00	$50,000.00
	Total Remaining to be Drawn		$0.00
	Percentage Remaining to be Drawn		0.00%
MARTHA'S VILLAGE & KITCHEN, INC	Shelter	$50,000.00	$50,000.00
	Total	$50,000.00	$50,000.00
	Total Remaining to be Drawn		$0.00
	Percentage Remaining to be Drawn		0.00%
VALLEY RESTART EMERGENCY SHELTER	Shelter	$35,000.00	$35,000.00
	Total	$35,000.00	$35,000.00
	Total Remaining to be Drawn		$0.00
	Percentage Remaining to be Drawn		0.00%

OPERATION SAFEHOUSE, INC.	Shelter	$30,000.00	$30,000.00
	Total	$30,000.00	$30,000.00
	Total Remaining to be Drawn		$0.00
	Percentage Remaining to be Drawn		0.00%
CATHOLIC CHARITIES SAN BERNARDINO/RIVERSIDE	Street Outreach	$5,000.00	$5,000.00
	Total	$5,000.00	$5,000.00
	Total Remaining to be Drawn		$0.00
	Percentage Remaining to be Drawn		0.00%
ROY'S DESERT RESOURCE CENTER	Shelter	$66,000.00	$66,000.00
	Total	$66,000.00	$66,000.00
	Total Remaining to be Drawn		$0.00
	Percentage Remaining to be Drawn		0.00%
COACHELLA VALLEY RESCUE MISSION	Shelter	$20,000.00	$20,000.00
	Total	$20,000.00	$20,000.00
	Total Remaining to be Drawn		$0.00
	Percentage Remaining to be Drawn		0.00%
Operation Safehouse, Inc.	Shelter	$30,000.00	$30,000.00
	Total	$30,000.00	$30,000.00
	Total Remaining to be Drawn		$0.00
	Percentage Remaining to be Drawn		0.00%
Whiteside Manor, Inc.	Shelter	$63,981.00	$63,981.00
	Total	$63,981.00	$63,981.00
	Total Remaining to be Drawn		$0.00
	Percentage Remaining to be Drawn		0.00%
Foothill AIDS Project	Homeless Prevention	$35,000.00	$35,000.00
	Total	$35,000.00	$35,000.00
	Total Remaining to be Drawn		$0.00
	Percentage Remaining to be Drawn		0.00%
Lutheran Social Services of Southern California	Homeless Prevention	$7,488.21	$7,488.21
	Rapid Re-Housing	$9,011.79	$9,011.79
	Total	$16,500.00	$16,500.00
	Total Remaining to be Drawn		$0.00
	Percentage Remaining to be Drawn		0.00%
Helping Our People of Elsinore, Inc. H.O.P.E.	Homeless Prevention	$15,000.00	$15,000.00
	Rapid Re-Housing	$15,000.00	$15,000.00
	Total	$30,000.00	$30,000.00
	Total Remaining to be Drawn		$0.00
	Percentage Remaining to be Drawn		0.00%
Riverside Community Housing Corporation	Rapid Re-Housing	$108,072.42	$108,072.42
	Total	$108,072.42	$108,072.42
	Total Remaining to be Drawn		$0.00
	Percentage Remaining to be Drawn		0.00%

ESG Subrecipients by Activity Category

Activity Type	Subecipient
Street Outreach	CATHOLIC CHARITIES SAN BERNARDINO/RIVERSIDE
	RIVERSIDE COUNTY
	PATH OF LIFE MINISTRIES

Shelter	MARTHA'S VILLAGE & KITCHEN, INC
	VALLEY RESTART EMERGENCY SHELTER
	OPERATION SAFEHOUSE, INC.
	ROY'S DESERT RESOURCE CENTER
	COACHELLA VALLEY RESCUE MISSION
	Operation Safehouse, Inc.
	Whiteside Manor, Inc.
Homeless Prevention	RIVERSIDE COUNTY
	Foothill AIDS Project
	Lutheran Social Services of Southern California
	Helping Our People of Elsinore, Inc. H.O.P.E.
Rapid Re-Housing	RIVERSIDE COUNTY
	Lutheran Social Services of Southern California
	Helping Our People of Elsinore, Inc. H.O.P.E.
	Riverside Community Housing Corporation
Administration	RIVERSIDE COUNTY

APPENDIX D

Public Notice/Proof of Publication, Substantial Amendments to the 2014-2015 OYAP, and County Map

THE PRESS-ENTERPRISE

1825 Chicago Ave, Suite 100
Riverside, CA 92507
951-684-1200
951-368-9018 FAX

PROOF OF PUBLICATION
(2010, 2015.5 C.C.P)

Publication(s): The Press-Enterprise

PROOF OF PUBLICATION OF

Ad Desc.: NOA - 2014-2015 CAPER

I am a citizen of the United States. I am over the age of eighteen years and not a party to or interested in the above entitled matter. I am an authorized representative of THE PRESS-ENTERPRISE, a newspaper in general circulation, printed and published daily in the County of Riverside, and which newspaper has been adjudicated a newspaper of general circulation by the Superior Court of the County of Riverside, State of California, under date of April 25, 1952, Case Number 54446, under date of March 29, 1957, Case Number 65673, under date of August 25, 1995, Case Number 267864, under date of February 4, 2013, Case Number RIC 1215735, under date of July 25, 2013, Case Number RIC 1305730, and under date of September 16, 2013, Case Number RIC 1309013; that the notice, of which the annexed is a printed copy, has been published in said newspaper in accordance with the instructions of the person(s) requesting publication, and not in any supplement thereof on the following dates, to wit:

09/09/2015

I certify (or declare) under penalty of perjury that the foregoing is true and correct.

Date: Sep 09, 2015

At: Riverside, California

EDA COMMUNITY PLANNING DIVISIO
3133 MISSION INN AVE
RIVERSIDE, CA 92507

Ad Number: 0010087894-01.

P.O. Number:

Ad Copy:

NOTICE OF AVAILABILITY FOR PUBLIC REVIEW AND COMMENT

2014-2015 DRAFT COMMUNITY PLANNING AND DEVELOPMENT PROGRAMS CONSOLIDATED ANNUAL PERFORMANCE AND EVALUATION REPORT

[illegible]

A copy of the Draft 2014-2015 Consolidated Annual Performance and Evaluation Report (CAPER) is available for public review and comment from 8:00 AM on September 9, 2015, through 5:00 PM September 24, 2015, at offices of the Riverside County Economic Development Agency, located at: 3403 10th Street, 4th Floor, Riverside, CA 92501. The Draft 2014-2015 CAPER can also be viewed online at: www.rivcoeda.org.

In order for comments to be included in the County's report to HUD, all comments relative to the CAPER or the County's CPD programs must be submitted in writing to the Riverside County Economic Development Agency no later than 5:00 PM on September 24, 2015 (no late postmarks accepted).

More information may be obtained by contacting the Riverside County Economic Development Agency: Telephone (951) 955-8916, Fax (951) 955-9505, via email edcaren@rivcoeda.org,or Toll Free at 1-800-984-1000.

Individuals with hearing or speech disabilities may obtain information pertaining to the 2014-2015 CAPER by utilizing the California Relay Service (711).

Alternative formats of the Draft 2014-2015 CAPER are available upon request. 9/9

The Desert Sun
750 N. Gene Autry Trail
Palm Springs, CA 92262
760-778-4578 / Fax 760-778-4731

Certificate of Publication

State of California ss:
County of Riverside

Advertiser:
RIV. CTY EDA
PO BOX 1180
RIVERSIDE CA 92502

I am over the age of 18 years old, a citizen of the United States and not a party to, or have interest in this matter. I hereby certify that the attached advertisement appeared in said newspaper (set in type not smaller than non pariel) in each and entire issue of said newspaper and not in any supplement thereof on the following dates, to wit:

Newspaper: The Desert Sun

9/09/2015

I acknowledge that I am a principal clerk of the printer of The Desert Sun, printed and published weekly in the City of Palm Springs, County of Riverside, State of California. The Desert Sun was adjudicated a Newspaper of general circulation on March 24, 1988 by the Superior Court of the County of Riverside, State of California Case No. 191236.

I declare under penalty of perjury that the foregoing is true and correct. Executed on this 9TH day of **SEPTEMBER, 2015** in Palm Springs, California.

Declarant's Signature

No 1294

NOTICE OF AVAILABILITY FOR PUBLIC REVIEW AND COMMENT

2014-2015 DRAFT COMMUNITY PLANNING AND DEVELOPMENT PROGRAMS CONSOLIDATED ANNUAL PERFORMANCE AND EVALUATION REPORT

NOTICE IS HEREBY GIVEN pursuant to the provisions of 24 CFR Part 91.105(d) of the U.S. Department of Housing and Urban Development (HUD) Community Planning and Development (CPD) Programs, the County of Riverside has prepared and made available for public review and comment the Draft Consolidated Annual Performance and Evaluation Report (CAPER) for the 2014-2015 Program Year. This draft report contains assessments by the County on the use of CDBG, HOME, and ESG funds allocated to the County and subrecipients to carry out projects or activities within Riverside County.

A copy of the Draft 2014-2015 Consolidated Annual Performance and Evaluation Report (CAPER) is available for public review and comment from 8:00 AM on September 9, 2015, through 5:00 PM September 24, 2015, at offices of the Riverside County Economic Development Agency, located at: 3403 10th Street, 4th Floor, Riverside, CA 92501. The Draft 2014-2015 CAPER can also be viewed online at: www.rivcoeda.org.

In order for comments to be included in the County's report to HUD, all comments relative to the CAPER or the County's CPD programs must be submitted in writing to the Riverside County Economic Development Agency no later than 5:00 PM on September 24, 2015 (no late postmarks accepted).

More information may be obtained by contacting the Riverside County Economic Development Agency: Telephone (951) 955-8916, Fax (951) 955-9505, via email edearen@rivcoeda.org,or Toll Free at 1-800-984-1000.

Individuals with hearing or speech disabilities may obtain information pertaining to the 2014-2015 CAPER by utilizing the California Relay Service (711).

Alternative formats of the Draft 2014-2015 CAPER are available upon request.
Published: 9/9/15

County of Riverside County
Economic Development Agency

Fiscal Year 2014-2015 Annual Action Plan
Substantial Amendment Report

FY 2014-15

Added Projects- Board approved			
Agency	Project Title	Project Number	Proposed Funding
City of Norco	Norco Community Center ADA Upgrades	2.NR.35-14	$172,000.00
Family Services Association	Family Services Association- Senior Programs	3.110-14	$25,000.00
Colorado River Community Center	Colorado River Community Center	4.168-14	$50,000.00
Documents Included: Notice to the public and Board approved F11			

Back-Up Projects- Board approved 2014-15 OYAP			
Agency	Project Title	Project Number	Proposed Funding
Riverside County Economic Development Agency	Economic Development-MicroEnterprise	9.128-14	$100,000.00
Riverside County Economic Development Agency	Economic Development-Financial Assistance	9.129-14	$100,000.00
Documents Included: Section AP-20 Attachment, Approved County Back-Up Projects			

The Desert Sun
750 N Gene Autry Trail
Palm Springs, CA 92262
760-778-4578 / Fax 760-778-4731

Certificate of Publication

State Of California ss:
County of Riverside

Advertiser:

RIVERSIDE COUNTY ECONOMIC
PO BOX 1180
RIVERSIDE CA 925021

2000605268

I am over the age of 18 years old, a citizen of the United States and not a party to, or have interest in this matter. I hereby certify that the attached advertisement appeared in said newspaper (set in type not smaller than non pariel) in each and entire issue of said newspaper and not in any supplement thereof on the following dates, to wit:

Newspaper: .The Desert Sun

4/17/2015

I acknowledge that I am a principal clerk of the printer of The Desert Sun, printed and published weekly in the City of Palm Springs, County of Riverside, State of California. The Desert Sun was adjudicated a newspaper of general circulation on March 24, 1988 by the Superior Court of the County of Riverside, State of California Case No. 191236.

I declare under penalty of perjury that the foregoing is true and correct. Executed on this 17th day of April, 2015 in Palm Springs, California.

Declarant's Signature

No 0570

Notice of Public Comment Period
Substantial Amendment of the 2014-2015
One Year Action Plan
Community Development Block Grant
(CDBG) Program

The County of Riverside hereby notifies concerned members of the public, pursuant to 24 CFR 91.105, 24 CFR 91.505, and the County's Citizens Participation Plan, of its intent to amend the 2014-2015 One-Year Action Plan of the 2014-2019 Consolidated Plan by the following actions:

1. Family Services Association - San Jacinto
$ 25,000 Add CDBG Project Senior Center (3rd District)
2. Norco Community Center ADA Upgrades
$ 172,000 Add CDBG Project (2nd District)
3. Colorado River Senior Center Facility
$ 50,000 Add CDBG Project Improvements

The Economic Development Agency has verified that the proposed activities are eligible uses that meet National Objectives under the CDBG program.

A determination regarding the proposed amendments to the 2014-2019 Consolidated Plan has been scheduled on or about May 19, 2015, Riverside County Board of Supervisor's meeting, located at 4080 Lemon Street, Riverside, California.

Anyone interested in providing comments or obtaining additional information regarding this Consolidated Plan Substantial Amendment may do so by contacting the Economic Development Agency at: 3403 10th Street, Suite 400, Riverside, CA, 92501, (951) 955-6916, or Fax (951) 955-9505. Both oral and written comments for all of the above items must be received no later than 3:00 PM on May 18, 2015.

Input and comments can also be received by the U.S. Department of Housing and Urban Development, CPD Division, 611 West Sixth Street, Suite 800, Los Angeles, CA 90017. The telephone number is (213) 894-8000. Comments or objections received after May 18, 2015, will not be considered by HUD.

Accommodations under the Americans with Disabilities Act are available upon request. Requests must be made at least 72 hours prior to meeting. Later requests will be accommodated to the extent feasible. Please call the Clerk of the Board office at (951) 955-1069, from 8:00 a.m. to 5:00 p.m., Monday through Friday.

Published: 4/17/15

FORM APPROVED COUNTY COUNSEL
BY: ANITA C. WILLIS DATE 4-30-15

FISCAL PROCEDURES APPROVED
PAUL ANGULO, CPA, AUDITOR-CONTROLLER
BY Esteban Hernandez

☐ Positions Added ☐ Change Order
☐ A-30 ☐ 4/5 Vote

923

SUBMITTAL TO THE BOARD OF SUPERVISORS
COUNTY OF RIVERSIDE, STATE OF CALIFORNIA

FROM: Economic Development Agency

SUBMITTAL DATE: May 7, 2015

SUBJECT: Substantial Amendment to the 2014-2015 One-Year Action Plan, District 2, 3, and 4, [$247,000], Community Development Block Grant; Project is CEQA Exempt

RECOMMENDED MOTION: That the Board of Supervisors:

1. Find that the project is exempt from the California Environmental Quality Act (CEQA) pursuant to state CEQA Guidelines Section 15061(b)(3);
2. Find that the project is exempt from National Environmental Policy Act (NEPA) pursuant to Title 24 Code of Federal Regulations Section 58.34(a);

(Continued on Page 2)

Robert Field
Assistant County Executive Officer/EDA

FINANCIAL DATA	Current Fiscal Year:	Next Fiscal Year:	Total Cost:	Ongoing Cost:	POLICY/CONSENT (per Exec. Office)
COST	$ 247,000	$ 0	$ 247,000	$	Consent ☐ Policy ☒
NET COUNTY COST	$ 0	$ 0	$ 0	$	

SOURCE OF FUNDS: Community Development Block Grant 100%

Budget Adjustment: No
For Fiscal Year: 2014/15

C.E.O. RECOMMENDATION: APPROVE
BY: Rohini Dasika

County Executive Office Signature

MINUTES OF THE BOARD OF SUPERVISORS

On motion of Supervisor Benoit, seconded by Supervisor Washington and duly carried, IT WAS ORDERED that the above matter is approved as recommended.

Ayes: Jeffries, Washington, Benoit and Ashley
Nays: None
Absent: Tavaglione
Date: May 19, 2015
xc: EDA

Kecia Harper-Ihem
Clerk of the Board
By: Deputy

Prev. Agn. Ref.: 9-1 of 5/6/14 | **District:** 2,3,4 | **Agenda Number:** 3-11

RECOMMENDED MOTION (Continued)

3. Approve the substantial amendment of the 2014-2015 One-Year Action Plan of the 2014-2019 Five-Year Consolidated Plan, to add the following projects, which are fully described in Attachments A, B, and C:

City of Norco - Community Center ADA Restroom Project	$ 172,000	Add New CDBG Project
Family Services Association – San Jacinto Senior Center	$ 25,000	Add New CDBG Project
Colorado River Senior Center Facility Improvements	$ 50,000	Add New CDBG Project

BACKGROUND:
Summary

The U.S. Department of Housing and Urban Development (HUD) requires that all substantial amendments to the County's Five-Year Consolidated Plan and the One-Year Action Plan are subject to the Citizen Participation Plan and are approved by the Board of Supervisors and HUD. In accordance with the County of Riverside's Citizen Participation Plan for the 2014-2019 Five Year Consolidated Plan, all new activities added to the 2014-2015 One-Year Action Plan, as well as any significant increases in funding or changes to an existing project, are considered to be substantial amendments.

The projects, as described in Attachments A, B, and C, have been determined by staff to be eligible activities that meet a National Objective of the Community Development Block Grant program. Staff recommends approval of the new projects as substantial amendments.

Pursuant to the California Environmental Quality Act (CEQA), the substantial amendment of the 2014-2015 One-Year Action Plan, was reviewed and determined to be categorically exempt from CEQA under State CEQA Guidelines Section 15061(b)(3), General Rule or "Common Sense" exemption. It can be seen with certainty that there is no possibility that the proposed substantial amendment may have a significant effect on the environment since it is a purely administrative activity and will only have financial effects. The individual projects identified in the substantial amendment of the 2014-2015 One-Year Action Plan will be subject to a separate CEQA environmental review prior to taking any choice limiting action or discretionary action on those specific projects. A Notice of Exemption will be filed by County staff with the County Clerk within five (5) days of the approval of the substantial amendment of the 2014-2015 One Year Action Plan.

The substantial amendment of the 2014-2015 One-Year Action Plan was also reviewed and determined to be exempt from the provisions of the National Environmental Policy Act (NEPA) pursuant to Title 24 Code of Federal Regulations Sections 58.34 (a)(1) and (a)(3) since the proposed substantial amendment is an administrative activity. The individual projects identified in the substantial amendment of the 2014-2015 One-Year Action Plan will be subject to separate NEPA environmental review prior to taking any choice limiting action or discretionary action on those specific projects.

Pursuant to 24 CFR 91.105 and the Citizen Participation Plan, the Economic Development Agency published the required public notices notifying the public of the comment period for the proposed substantial

amendments to the 2014-2015 One-Year Action Plan, of the 2014-2019 Five-Year Consolidated Plan. No public comments have been received.

Impact on Citizens and Businesses

CDBG funds will be used by the City of Norco to upgrade the restroom facilities at their Community Center. The upgrades will include ADA compliant restrooms and access to the facility. The Family Services Association will use CDBG funds to pay for senior programs and services at the San Jacinto Senior Center. The Center provides a variety of activities and essential services to seniors including exercise, nutrition, arts and crafts, and social activities. The Colorado River Senior Center will use CDBG funds to pay for comprehensive improvements to the Center including ADA upgrades, kitchen renovations, energy efficiency, water system, and other facility improvements. The Center provides a variety of essential services and programs to seniors and residents in the remote Colorado River communities.

SUPPLEMENTAL:
Additional Fiscal Information

No impact upon the County's General Fund

ATTACHMENTS:

Attachments A, B, and C - Project Descriptions
Public Notice and Proof of Publication

ATTACHMENT A
2014-2015 One Year Action Plan Amendment

•Project: Community Center ADA Restroom Project
•Eligibility: 570.201 (c)
•Sponsor: City of Norco
• Address: 2870 Clark Avenue, Norco, CA 92860

Funding: $172,000

Project Description: The City of Norco will use CDBG funds to upgrade the restroom facilities at their Community Center. The upgrades will include ADA compliant restrooms and access to the facility.

Site Location: Norco Community Center
3900 Acacia Avenue, Norco, CA 92860

Benefit: 570.208 (a)(2)(i)(A) – Low/Mod Clientele Presumed

Number Served: 3,132

ATTACHMENT B
2014-2015 One Year Action Plan Amendment

•Project: Family Services Association - Senior Programs
•Eligibility: 570.201 (e)
•Sponsor: Family Services Association
• Address: 21250 Box Springs Rd., Moreno Valley, CA 92557

Funding: $25,000

Project Description: Family Service Association (FSA) offers seniors in the San Jacinto area a variety of community, educational, health, and recreational programs at the San Jacinto Senior Center. CDBG funds will be used for salaries, supplies, and other program related expenses.

Site Location: San Jacinto Community Center
625 Pico Avenue, San Jacinto, CA 92583

Benefit: 570.208 (a)(2)(i)(A) – Low/Mod Clientele Presumed

Number Served: 500

ATTACHMENT C
2014-2015 One Year Action Plan Amendment

•Project: Colorado River Community Center
•Eligibility: 570.201 (c)
•Sponsor: Colorado River Community Center
• Address: HCR 20 Box 3408, Blythe, California 92225

Funding: $50,000

Project Description: The Colorado River Senior Center will use CDBG funds to pay for ADA upgrades and facility improvements including kitchen renovations, energy efficiency, water system, foundation stabilization, and other improvements. The Center provides essential services and programs to seniors and residents in the remote Colorado River Communities.

Site Location: Colorado River Senior Center
Rio Loco Ranch Blythe, California 92225

Benefit: 570.208 (a)(1)(i) – Low/Mod Area

Number Served: 1,000

2014-2015 Funding Details/Back-up Projects – Section AP-20 Attachment

Activities to be Undertaken

The following table summarizes the proposed use of CPD funds during FY 2014-2015 by general activity, funding amount, and percentage of total allocation. Appendix of this One Year Action Plan provides detailed project or activity descriptions.

Proposed Use of Funds FY 2014/15 Reflects revisions due to substantial Amendments

Program Allocations	Dollars	% of Total Combine Grants
CDBG Funds - County		
CDBG County/Metro City Administration ***(Includes Fair Housing Administration $135,000)***	**$1,478,519**	**19.87%**
Public Services	$1,027,078	*13.80%
Public Facilities and Infrastructure Improvements (Includes FH P/F)	$3,490,462	**46.90%
Code Enforcement	$563,062	7.57%
Interim Assistance	$100,000	1.34%
Economic Development	$287,500	3.86%
Rehab	$155,577	2.09%
CDBG Funds-Metro City:		
Public Services	$58,022	*.78%
Public Facilities and Infrastructure Improvements	$171,050	2.30%
Code Enforcement	$101,325	1.36%
City of Lake Elsinore-Administration Funds	**$10,000**	**.13%**
Total: (Including Metro City)	$7,442,595	100%
HOME Funds		
HOME Administration	$177,454	10.0%
Community Housing Development Organization (CHDO)	$266,183	15.0%
HOME New Construction	$665,453	37.5%
First Time Home Buyer Program	$665,453	37.5%
Total:	$1,774,543	*100%*
ESG Funds		
ESG Administration (7.5% Max)	$43,748	7.50%
HMIS Data Collection	$0	0.00%
Emergency Shelter	$344,981	59.14%
Street Outreach	$5,000	.86%
Homelessness Prevention	$65,572	11.24%
Rapid Re-housing	$124,000	21.26%
Total:	$583,301	*100%*

*The County's projected CDBG Public Service Activity "cap" for 2014-2015 has been calculated to be $1,197,059. Pursuant to 24 CFR Part 570.201(e), the public service cap has been calculated as follows:

- 15% of the County's total 2014-2015 CDBG allocation (including Metro City) = $1,116,389; plus
- 15% of the total CDBG Program Income received by the County in 2013-2014 = $80,670.

For 2014-2015, the County has allocated $1,092,065, which is $104,994 below the public service cap.

**Public Facilities/Infrastructure does not include $97,221 PY resources included in SP35, SP35, AP15,AP20 & AP23.

Summary of Proposed One Year Plan Activities

Community Development Block Grant

According to the Public Notice (appendix C), the County received 121 proposals for the 2014-15 CDBG program year requesting a total of $5,428,932. The proposed activities included public service, public facility improvements, interim assistance, code enforcement, and others. The County will fund 90 activities for the 2014-2015 program year. Detailed descriptions of the activities can be found in AP-35.

The City of Lake Elsinore chose to participate in the County's Urban County program as a Joint Metro City/Urban County participant. The City's allocation will be that portion of their total annual allocation as determined by HUD, less twelve percent (12%) to be retained by the County for administration of the City's CDBG program. Lake Elsinore submitted eight (8) proposals that will be funded for the 2014-15 CDBG program year allocating their total funding amount of $386,815. The activities include CDBG program administration, public services, public facility/infrastructure, and code enforcement.

District	Entitlement Allocation	City	Entitlement Allocation	City	Entitlement Allocation
First District	$532,834	Banning	$169,927	Indian Wells	$20,000
Second District	$338,829	Beaumont	$181,876	La Quinta	$144,098
Third District	$672,356	Blythe	$87,598	Murrieta	$292,057
Fourth District	$442,325	Canyon Lake	$22,805	Norco	$86,207
Fifth District	$201,500	Coachella	$344,903	San Jacinto	$284,180
		Desert Hot Springs	$221,634	Wildomar	$135,892
		Eastvale	$137,620	Lake Elsinore (Metro City)	$386,815

Emergency Solutions Grant

The County received thirteen (13) applications for the 2014-2015 ESG program year requesting a total of $696,718. The entire 2014-2015 ESG allocation will be used to fund seventeen (17) programs or activities including: emergency shelter, homelessness prevention, rapid re-housing, outreach, and administrative activities. Detailed descriptions of the activities can be found in the Appendix.

HOME Program

The Housing Division of the Economic Development Agency submitted four (4) proposals for the 2013-2014 HOME allocation, $1,744,543:

HOME Admin	$ 177,454
HOME New Construction	$ 665,453
HOME Direct Ownership	$ 665,453
HOME/CHDO Set-Aside	$ 266,183

General Management and Administrative Activities

EDA will use $1,653,303 of the County's 2014-2015 CPD allocations for the management and administration of the three (3) CPD- funded programs and $46,418 or 12% of the CDBG Joint Metro-City program allocation to oversee the city's program. Funds will be used for staffing, overhead, coordination, monitoring, and evaluation of the programs. A portion of the CDBG EDA administrative allocation ($135,000) will be used for Fair Housing (F.H.) activities.

County Oversight of consolidated programs: Total $1,699,721

CDBG (Includes unused Metro City Admin & F.H.)	$1,432,101
HOME	$177,454
ESG	$43,748
Total	**$1,653,303**
CDBG- (Metro City)	$46,418
	$1,699,721

Substantial and Non-Substantial Amendments

From time-to-time, it may be necessary for the County to process a "substantial amendment" to the Five year Consolidated Plan or the one year Annual Action Plans to allow for: new CDBG, ESG, or HOME activities; modifications of existing activities; or other CPD program administrative actions.

In an effort to efficiently utilize CDBG and ESG funds within timeframes required by HUD, the County will consider the reprogramming of unspent balances from completed and cancelled funded activities to other eligible activities as a "Non-Substantial Amendment". In the event that any of these "administrative" reprogramming actions fall under the "substantial amendment" criteria, the proposed actions will be subject to the Citizen Participation process, require formal action by the Board of Supervisors, and subsequent approval by HUD.

The County will maintain and provide for public review a Reprogramming Action File that provides details for every reprograming action (Substantial and Non-Substantial) taking place during the program year.

County Back-Up Projects

In FY 2014-15 the County also considers funding the following:

Economic Development Assistance Fund – CDBG funds will be used by the County to provide assistance to small, private for-profit businesses and micro-enterprises, pursuant to 24 CFR 570.203, in targeted areas of the County. Assistance to businesses may include loans, grants, technical assistance, loan guarantees, outreach, and other activities to expand economic growth and job creation in the County.

Mecca Tot-Lot Improvements – CDBG funds will be used to pay costs associated with the acquisition, design, and construction of improvements of the former Mecca Tot Lot within the Mecca Village Subdivision. The site is specified as public space within the *Covenants, Conditions, and Restrictions* of the subdivision. It is currently an unmaintained detention basin and public nuisance. It is to be acquired and held by the County of Riverside and maintained by the Desert Recreation District.

Riverside Community Housing Corporation Street Outreach – ESG funds will be used to pay costs including street outreach and direct cost staff salaries associated with literally homeless and involuntarily displaced individuals and families in Riverside County.

Martha's Village Rapid Re-Housing Program – Martha's Village will utilize ESG funding for Rapid Re-housing activities to transition homeless persons, living on the streets or in emergency shelters, to permanent and stable housing. Clients will receive housing relocation and stabilization services and short- or medium-term rental assistance. ESG funds will be used for staff salaries (direct costs) and Rapid Re-Housing services.

2014-15 OYAP approved - County Back-Up Projects

Project	Estimated Costs	HUD Activity Code	National Objective	24 CFR Citation
Economic Development Assistance Fund	$200,000-CDBG	18A/18C	LMJ	570.208(a)(4)
Mecca Tot-Lot Improvements	$50,000-CDBG	03F	LMA	570.208(a)(1)
Riverside Community Housing Corporation Street Outreach	$15,000- ESG	ESG Outreach	N/A	N/A
Martha's Village-Rapid Re-Housing	$15,000- ESG	ESG R/R	N/A	N/A

2011 Supervisorial Districts
County of Riverside

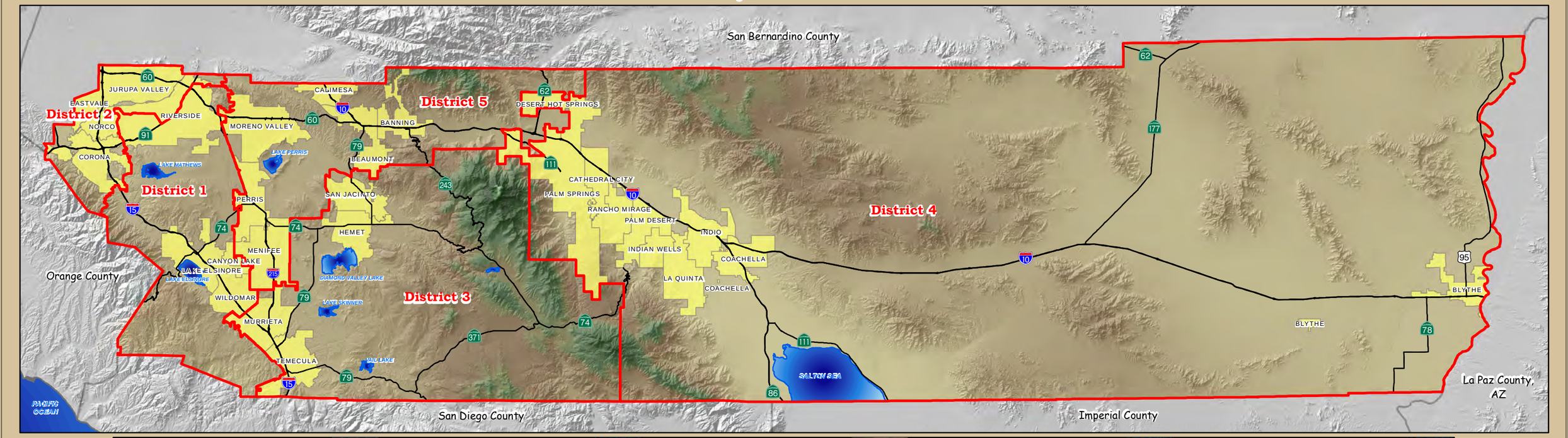

Supervisor Kevin Jeffries	Supervisor John Tavaglione	Supervisor Chuck Washington	Supervisor John J. Benoit	Supervisor Marion Ashley
District 1	District 2	District 3	District 4	District 5
(951) 955-1010	(951) 955-1020	(951) 955-1030	(760) 863-8211	(951) 955-1050
Representing the Cities of : Canyon Lake Lake Elsinore Riverside (most portions) Wildomar	**Representing the Cities of :** Corona Eastvale Jurupa Valley Norco Riverside (portion of)	**Representing the Cities of:** Hemet Murrieta San Jacinto Temecula	**Representing the Cities of:** Blythe Cathedral City Coachella Desert Hot Springs Indian Wells Indio La Quinta Palm Desert Palm Springs Rancho Mirage	**Representing the Cities of:** Banning Beaumont Calimesa Menifee Moreno Valley Perris

Coordinate System: NAD83 State Plane VI FIPS0406 (Feet)
Author : County of Riverside Information Technology - GIS Section
Source : County of Riverside, USGS
March 13, 2015

N

8 4 0 8 16 24 32 Miles

APPENDIX E

CDBG Tables 1-4 and HOME Figures 1-16

Housing and Community Development Activities	Priority Need	5 - Year Quantities (Number of Activities)																							
		Year 1 (2014/15)				Year 2 (2015/16)				Year 3 (2016/17				Year 4 (2017/18)				Year 5 (2018/19)				Cumulative			
		1 Year Goal	Actual	Est. Dollar Amt.	Actual Expended	1 Year Goal	Actual	Est. Dollar Amt.	Actual Expended	1 Year Goal	Actual	Est. Dollar Amt.	Actual Expended	1 Year Goal	Actual	Est. Dollar Amt.	Actual Expended	1 Year Goal	Actual	Est. Dollar Amt.	Actual Expended	Goasl	Actuals	Cumulative Estimated dollar amount	Cumulative Expended dollar amount
01 **Acquisition of Real Property 570.201(a)**	M	0	0	$0	$0																	0	**0**	**$0**	**$0**
Public Facilities and Improvements																									
03 Public Facilities and Improvements (General) 570.201 ('c)	H	11	7																			11	7		
03A Senior Centers 570.201(c)	H	1	1																			1	1		
03B Handicapped Centers 570.201 (c)	H	1	1																			1	1		
03C Homeless Facilities (not operating costs) 570.201 (c)	H	0	0																			0	0		
03D Youth Centers 570.201 (c)	H	0	0																			0	0		
03E Neighborhood Facilities 570.201 (c)	H	3	2																			3	2		
03F Parks, Recreational Facilities 570.201 (c)	H	4	4																			4	4		
03G Parking Improvements	M	0	0																			0	0		
03I Flood Drain Improvements 570.201 (c)	H	0	0																			0	0		
03J Water/Sewer Improvements 570.201 (c)	H	0	0																			0	0		
03K Street Improvements 570.201 (c)	H	0	3																			0	3		
03L Sidewalks 570.201 (c)	H	3	2																			3	2		
03M Child Care Centers 570.201 (c)	H	0	0																			0	0		
03O Fire Stations/Equipment 570.201 (c)	M	0	0																			0	0		
03P Health Facilities 570.201 (c)	H	0	0																			0	0		
03S Facilities fir AIDS Patients (not operating costs) 570.201 (c)	H	0	0																			0	0		
TOTAL Public Facilities and Improvements		**23**	**20**	**$3,758,733**	**$4,693,542**	**0**	**0**	**$0**	**$0**	**0**	**0**	**$0**	**$0**	**0**	**0**	**$0**	**$0**	**0**	**0**	**$0**	**$0**	**23**	**20**	**$3,758,733**	**$4,693,542**
04 **Clearance and Demolition 570.201(d)**	**M**	**0**	**0**	**$0**	**$0**	**0**	**0**	**$0**	**$0**	**0**	**0**	**$0**	**$0**	**0**	**0**	**$0**	**$0**	**0**	**0**	**$0**	**$0**	**0**	**0**	**$0**	**$0**
Public Services																									
03T Operating Costs of Homeless/AIDS Patients Programs	H	3	3																			3	3		
05 Public Services (General) 570.201(e)	H	23	23																			23	23		
05A Senior Services 570.201(e)	H	5	5																			5	5		
05B Handicapped Services 570.201(e)	H	1	1																			1	1		
05D Youth Services 570.201(e)	H	8	8																			8	8		

05F	Substance Abuse Services 570.201(e)	H	1	1																			1	1		
05G	Battered and Abused Spouses 570.201(e)	H	1	1																			1	1		
05L	Child Care Services 570.201(e)	H	1	1																			1	1		
05M	Health Services 570.201(e)	H	1	1																			1	1		
05N	Abused and Neglected Children 570.201(e)	H	1	1																			1	1		
05O	Mental Health Services	H	1	1																			1	1		
	TOTAL Public Services		**46**	**46**	**$1,085,100**	**$1,052,077**	**0**	**0**	**$0**	**$0**	**0**	**0**	**$0**	**$0**	**0**	**0**	**$0**	**$0**	**0**	**0**			**46**	**46**	**$1,085,100**	**$1,052,077**
06	**Interim Assistance 570.201(f)**	**H**	**1**	**3**	**$100,000**	**$703,667**			**$0**	**$0**			**$0**	**$0**			**$0**	**$0**			**$0**	**$0**	**1**	**3**	**$100,000**	**$703,667**
14A	Rehab; Single-Unit Residential 570.202	H	4	0																			4	**0**		
14D	Rehab-Other Pub owned Residential Bldg	H	0	0																			0	**0**		
14F	Rehab: Energy Efficiency	H	1	1																			1	**1**		
	TOTAL Rehab	**H**	**5**	**1**	**$155,577**	**$33,073**	**0**	**0**	**$0**	**$0**	**0**	**0**	**$0**	**$0**	**0**	**0**	**$0**	**$0**	**0**	**0**	**$0**	**$0**	**5**	**1**	**$155,577**	**$33,073**
15	**Code Enforcement 570.202**	**H**	**4**	**6**	**$664,387**	**$832,482**			**$0**	**$0**			**$0**	**$0**			**$0**	**$0**			**$0**	**$0**	**4**	**6**	**$664,387**	**$832,482**
18A	ED- Direct Financial Assitance to For-Profit Businesses 570.203(b)	H	1	0																			1	**0**		
18B	ED- Technical Assistance (570.203(b)	H	0	0																			0	**0**		
18C	Micro-Enterprise Assistance 570.201(o)	H	2	1																			2	**1**		
	TOTAL Economic Development	**H**	**3**	**1**	**$287,500**	**$12,500**	**0**	**0**	**$0**	**$0**	**0**	**0**	**$0**	**$0**	**0**	**0**	**$0**	**$0**	**0**	**0**	**$0**	**$0**	**3**	**1**	**$287,500**	**$12,500**
21A/ 21D	**Program Administration 570.206**	**H**	**4**	**3**	**$1,488,519**	**$1,546,397**			**$0**	**$0**			**$0**	**$0**			**$0**	**$0**			**$0**		**4**	**3**	**$1,488,519**	**$1,546,397**
	TOTAL CDBG		**86**	**80**	**$7,539,816**	**$8,873,738**	**0**	**0**	**$0**	**$0**	**0**	**0**	**$0**	**$0**	**0**	**0**	**$0**	**$0**	**0**	**0**	**$0**	**$0**	**86**	**80**	**$7,539,816**	**$8,873,738**

(Refer to PR03 Summary Report and Section CR-05)

Community Development Activities		Priority Need	5 - Year Cumulative (Persons Assisted)											
			Year 1		Year 2		Year 3		Year 4		Year 5		Cumulative	
			OYAP Goals	Actual	OYAP Goals	Actual	OYAP Goals	Actual	OYAP Goals	Actual	OYAP Goals	Actual	OYAP Goals	Actual
Public Services (SL-1, SL-2, SL-3)														
03T	Operating Costs of Homeless/AIDS Patients Programs	H	339	170									339	170
05	Public Services (General) 570.201(e)	H	139,142	141,755									139,142	141,755
05A	Senior Services 570.201(e)	H	1,730	2,236									1,730	2,236
05B	Handicapped Services 570.201(e)	H	130	136									130	136
05D	Youth Services 570.201(e)	H	288	207									288	207
05F	Substance Abuse Services 570.201(e)	H	3	8									3	8
05G	Battered and Abused Spouses 570.201(e)	H	1,500	1,568									1,500	1,568
05L	Child Care Services 570.201(e)	H	25	25									25	25
05M	Health Services 570.201(e)	H	100	23									100	23
05N	Abused and Neglected Children 570.201(e)	H	70	230									70	230
05O	Mental Health Services	H	140	164									140	164
	TOTALS		143,467	146,522	-	-	-	-	-	-	-	-	143,327	146,522
Other														
06	Interim Assistance 570.201(f)	H	34,845	133,569	-	-	-	-	-	-	-	-	34,845	133,569
15	Code Enforcement 570.202	H	97,720	151,374									97,720	151,374
14A	Housing Rehab- Single Unit Residential	H	46	3									46	3
14F	Housing Rehab- Energy Efficiency Improvements	H	1	1									1	1
18A	ED-Direct Financial Assistance to For-Profits	H	5	-									5	-
18C	ED-Micro Enterprise Assistance	H	13	8									13	8

CDBG - Summary of Specific Annual Objectives/Outcomes

DH - 2 Affordability of Decent Housing							
Specific Obj. #	Specific Annual Objectives	Source of Funds	Performance Indicators	Year	Expected Number Projects	Actual Number Projects	Percent Completed
DH - 2	Specific Objective: Down-Payment Assistance Program (IDA) & Migrant Farmworker Housing	CDBG	Number of projects that assisted persons with new or improved access to affordable housing	2014 - 15	5	1	20%
				2015 - 16	0	0	0%
				2016 - 17	0	0	0%
				2017 - 18	0	0	0%
				2018 - 19	0	0	0%
			MULTI-YEAR GOAL		**5**	**1**	**20%**

SL - 1 Availability/Accessibility of a Suitable Living Environment							
Specific Obj. #	Specific Annual Objectives	Source of Funds	Performance Indicators	Year	Expected Number of Projects	Actual Number Projects	Percent Completed
SL - 1	Specific Objective: Substance Abuse Programs, Services for Battered and Abused Spouses, Health Services, Senior Centers, Community Centers, Facilities, New or Improved Infrastructure, Food and Homeless Programs, Educational and/or Childcare Programs, Recreational	CDBG	Number of projects assisting households that received emergency assistance to prevent homelessness, over-night shelter, supportive services and long-term housing and number of persons with new or improved access to services, infrastructures, facilities, and jobs or Number of persons that no longer have access to a substandard service.	2014 - 15	51	47	92%
				2015 - 16	0	0	0%
				2016 - 17	0	0	0%
				2017 - 18	0	0	0%
				2018 - 19	0	0	0%
			MULTI-YEAR GOAL		**51**	**47**	**92%**

SL - 2 Affordability of a Suitable Living Environment							
Specific Obj. #	Specific Annual Objectives	Source of Funds	Performance Indicators	Year	Expected Number of Projects	Actual Number Projects	Percent Completed
SL - 2	Specific Objective: Senior			2014 - 15	9	9	100%

	Activities, Services for handicapped, Childcare, Youth, and Services for abused and neglected children for the betterment of communities and	CDBG	Number of projects that assisted persons with new or improved access to a service and number that no longer have access to a substandard service.	2015 - 16	0	0	0%
				2016 - 17	0	0	0%
				2017 - 18	0	0	0%
				2018 - 19	0	0	0%
			MULTI-YEAR GOAL		**9**	**9**	**100%**

SL -3 Sustainability of a Suitable Living Environment

Specific Obj. #	Specific Annual Objectives	Source of Funds	Performance Indicators	Year	Expected Number of Projects	Actual Number Projects	Percent Completed
SL -3	Specific Objective: Street/Road Improvements, Park Improvements, Facility Improvements, Code Enforcement, and Interim Assistance.	CDBG	Number of projects that assisted persons with new or improved access to a service and number that no longer have access to a substandard service.	2014 - 15	14	19	136%
				2015 - 16	0	0	0%
				2016 - 17	0	0	0%
				2017 - 18	0	0	0%
				2018 - 19	0	0	0%
			MULTI-YEAR GOAL		**14**	**19**	**136%**

EO - 1 Availability/Accessibility of Economic Opportunity

Specific Obj. #	Specific Annual Objectives	Sources of Funds	Performance Indicators	Year	Expected Number of Projects	Actual Number Projects	Percent Completed
EO - 1	Specific Objective: Business Development and Job Creation	CDBG	Number of projects that created jobs and/or assisted new or existing businesses	2014 - 15	3	1	33%
				2015 - 16	0	0	0%
				2016 - 17	0	0	0%
				2017 - 18	0	0	0%
				2018 - 19	0	0	0%
			MULTI-YEAR GOAL		**3**	**1**	**33%**

(Refer to PR03 Summary by Objective/Outcome)

Summary of CDBG Specific Annual/YTD Objectives-Outcomes 2014-2019

Specific Annual Objectives	Sources of Funds	Performance Indicators	Proposed 2014- 15	Proposed YTD 2014-19	Actual Completed 2014-15	Actual Completed YTD 2014-19	Outcome/ Objective*
Homeless							
03T	CDBG	Number of persons that received emergency assistance to prevent homelessness, over-night shelter, supportive services, and long-term housing.	339	339	170	170	SL-1
Special Needs							
05B	CDBG	Number of persons assisted with new or improved access.	130	130	136	136	SL-1
Community Development							
01, **03E, 03F**, 03M	CDBG	Number of Activities that will provide persons with new or improved access to a service. Number that no longer have access to a substandard service.	7	7	6	6	SL-1
Infrastructure							
03I, 03J, **03K, 03L**	CDBG	Number of Activities that will provide persons with new or improved access to an infrastructure benefit and no longer have access to a substandard infrastructure.	3	3	5	5	SL-1 SL-3
Public Facilities							
03, 03A, 03B, 03C, 03D, 03G, 03O, 03P, 03S	CDBG	Number of Activities that will provide persons with new or improved access to a facility benefit. Number that no longer have access to a substandard facility	13	13	9	9	SL-1 SL-3
Public Services							
05, 05A, 05D, 05E, **05F, 05G, 05L, 05M, 05N, 05O**	CDBG	Number of persons with new or improved access to a service. Number that no longer have access to a substandard service.	142,998	142,998	146,216	146,216	SL-1 SL-2 SL-3
Economic Development							
18A, 18C	CDBG	Number of Activities that will provide persons with new or improved access to a services or jobs.	3	3	1	1	EO-1
Housing							
14A, 14F	CDBG	Number of Activities that provided single-unit residential rehab or energy efficiency improvement rehab.	5	5	1	1	DH-2
Other							
06, 15	CDBG	Number of Activities that will improve communities, neighborhoods, and other areas throughout the County to sustain a safe, clean, and suitable living environment.	5	5	9	9	SL-3

***Outcome/Objective Codes**

	Availability/Accessibility	Affordability	Sustainability
Suitable Living Environment	SL - 1	SL - 2	SL - 3
Decent Housing	DH - 1	DH - 2	DH - 3
Economic Opportunity	EO - 1	EO - 2	EO - 3

Figure 1 - Total Funds Expended on Housing by Program

for all activities completed in FY 2014 - 2015

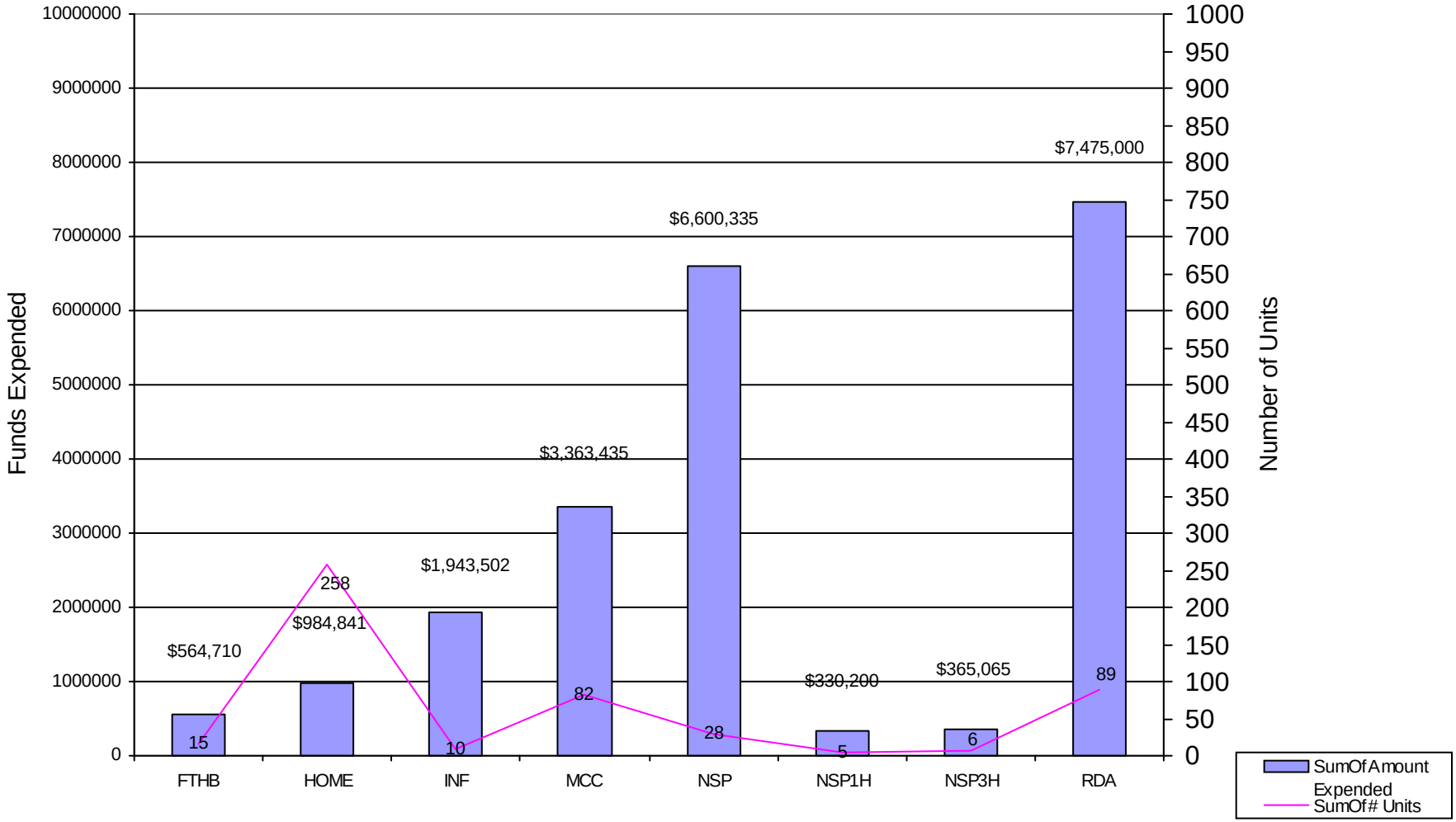

Figure 2 - Total Funds Expended for Housing Projects by Type of Funding
for all activities completed in FY 2014 - 2015

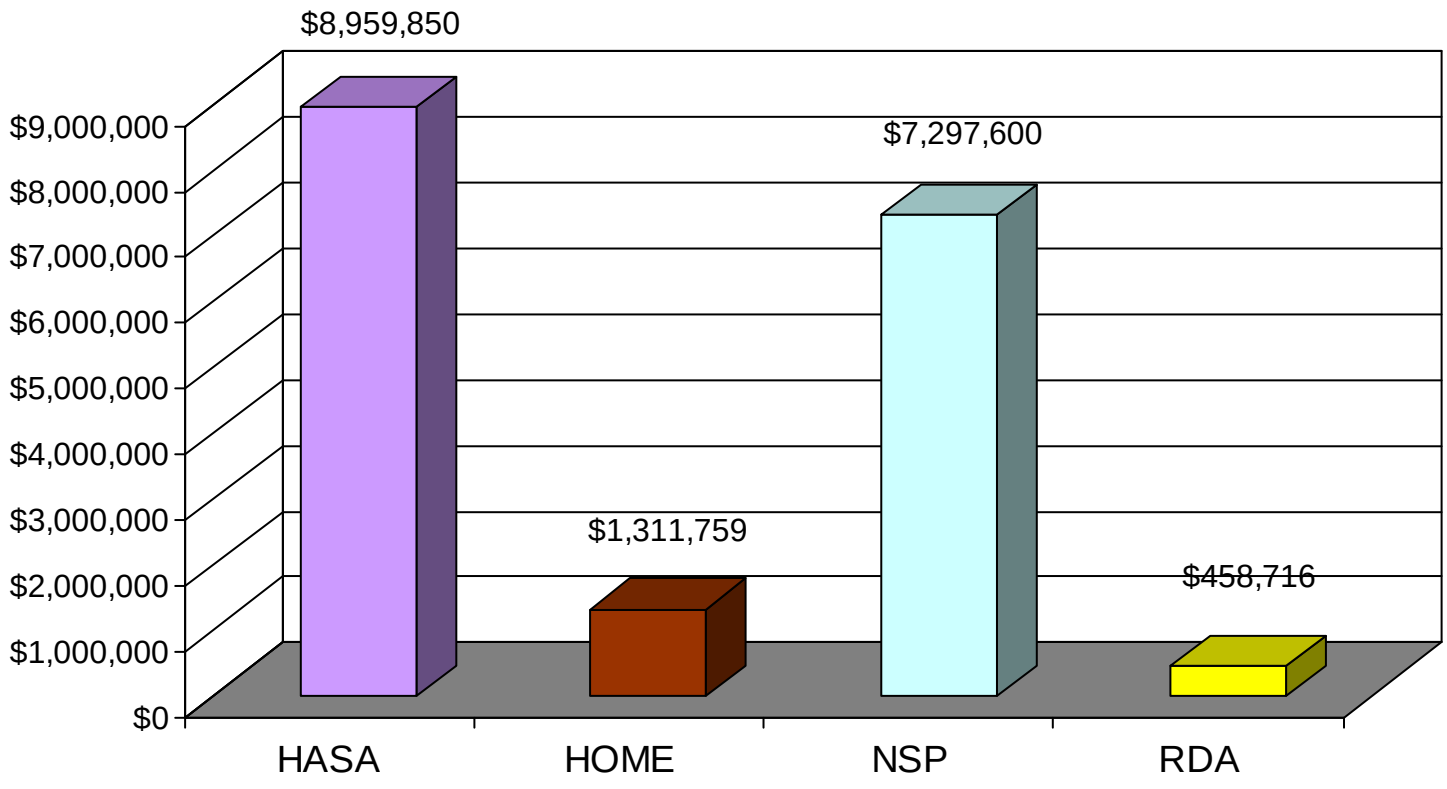

Figure 3 - Type of Housing by Program
for all activities completed in FY 2014 - 2015

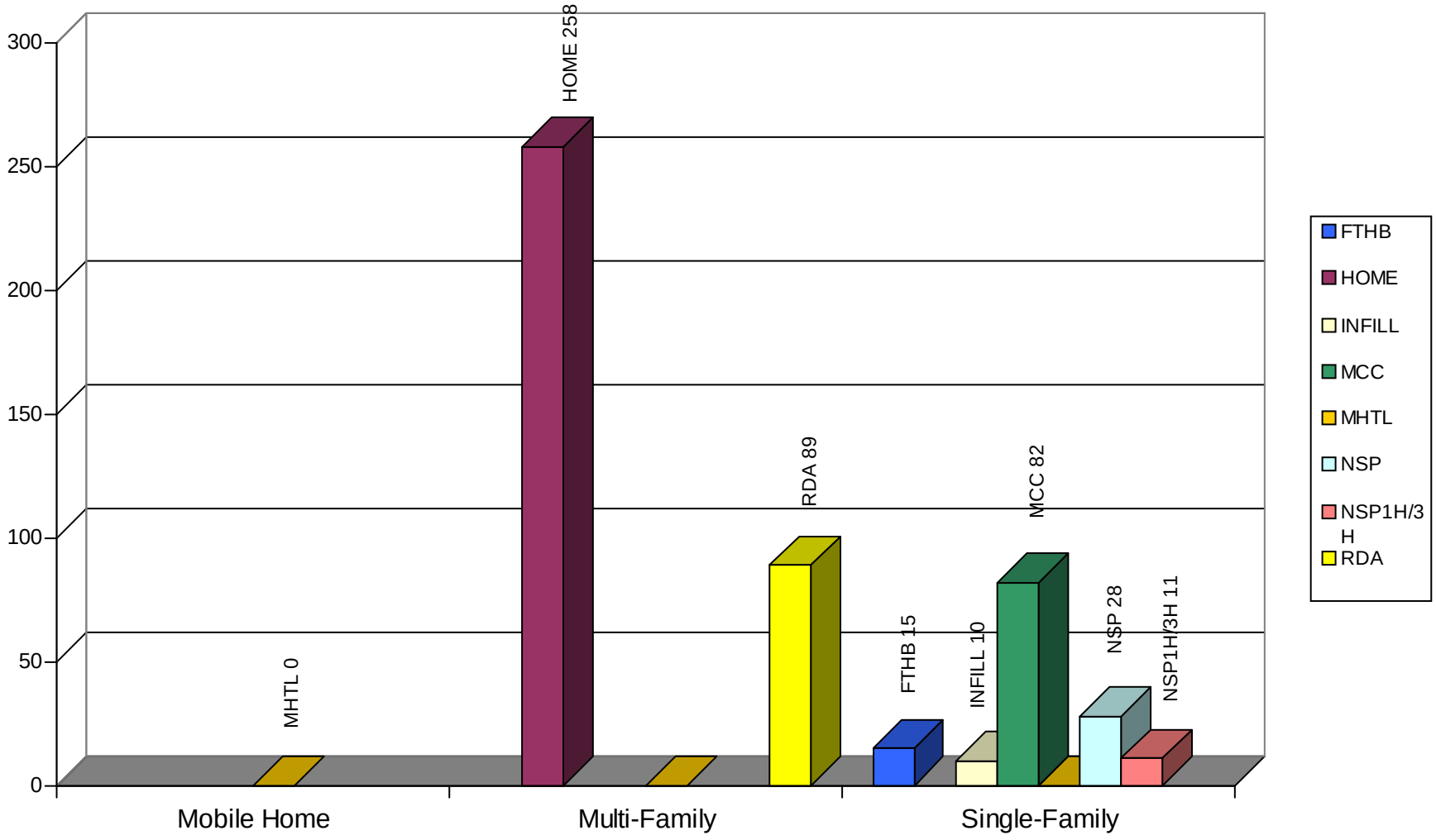

Figure 4 - Average Assistance Expended Per Unit by Program
for all activities completed in FY 2014 - 2015

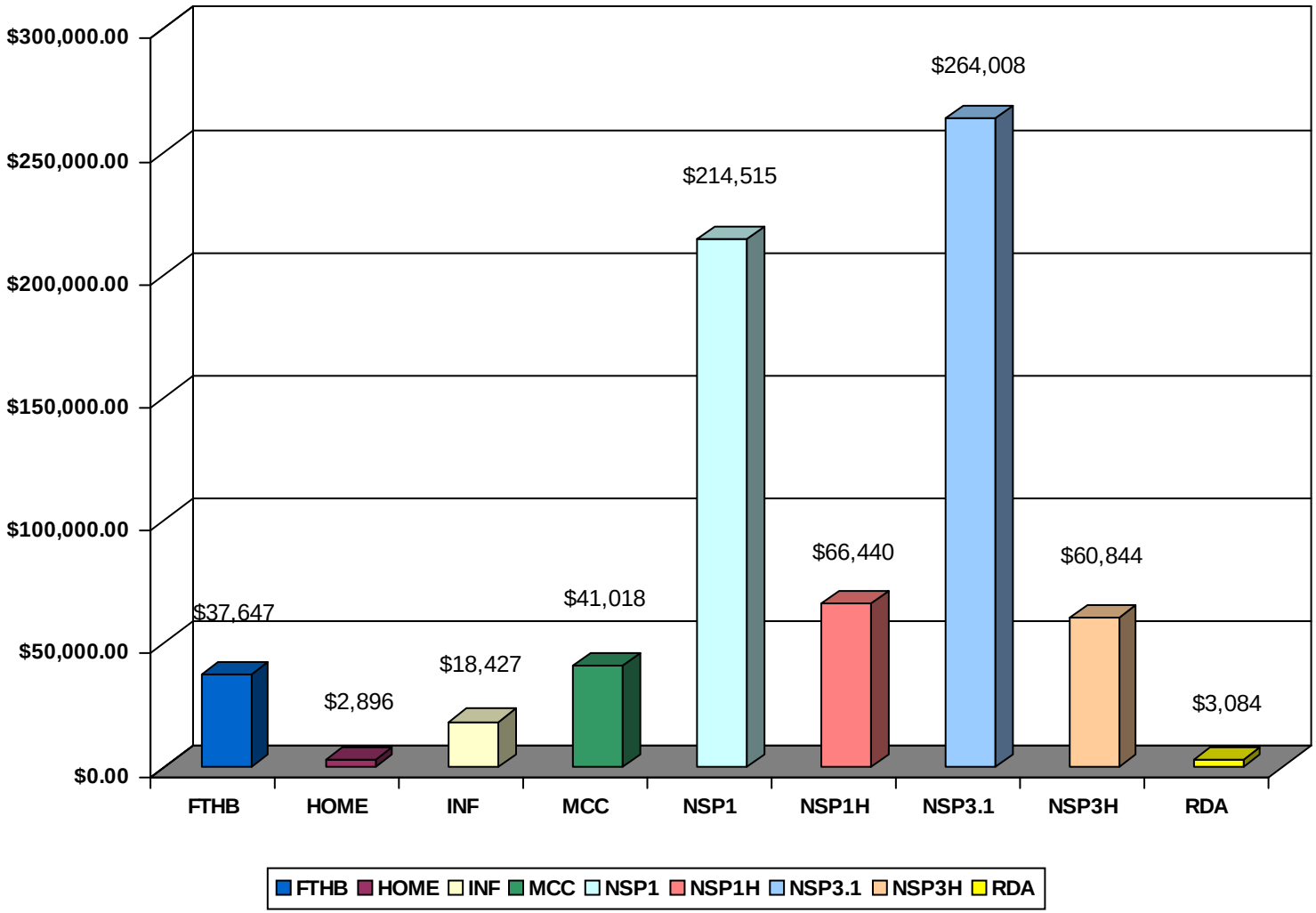

Figure 5 - Units Served Under Home Ownership Programs

for all activities completed in FY 2014 - 2015

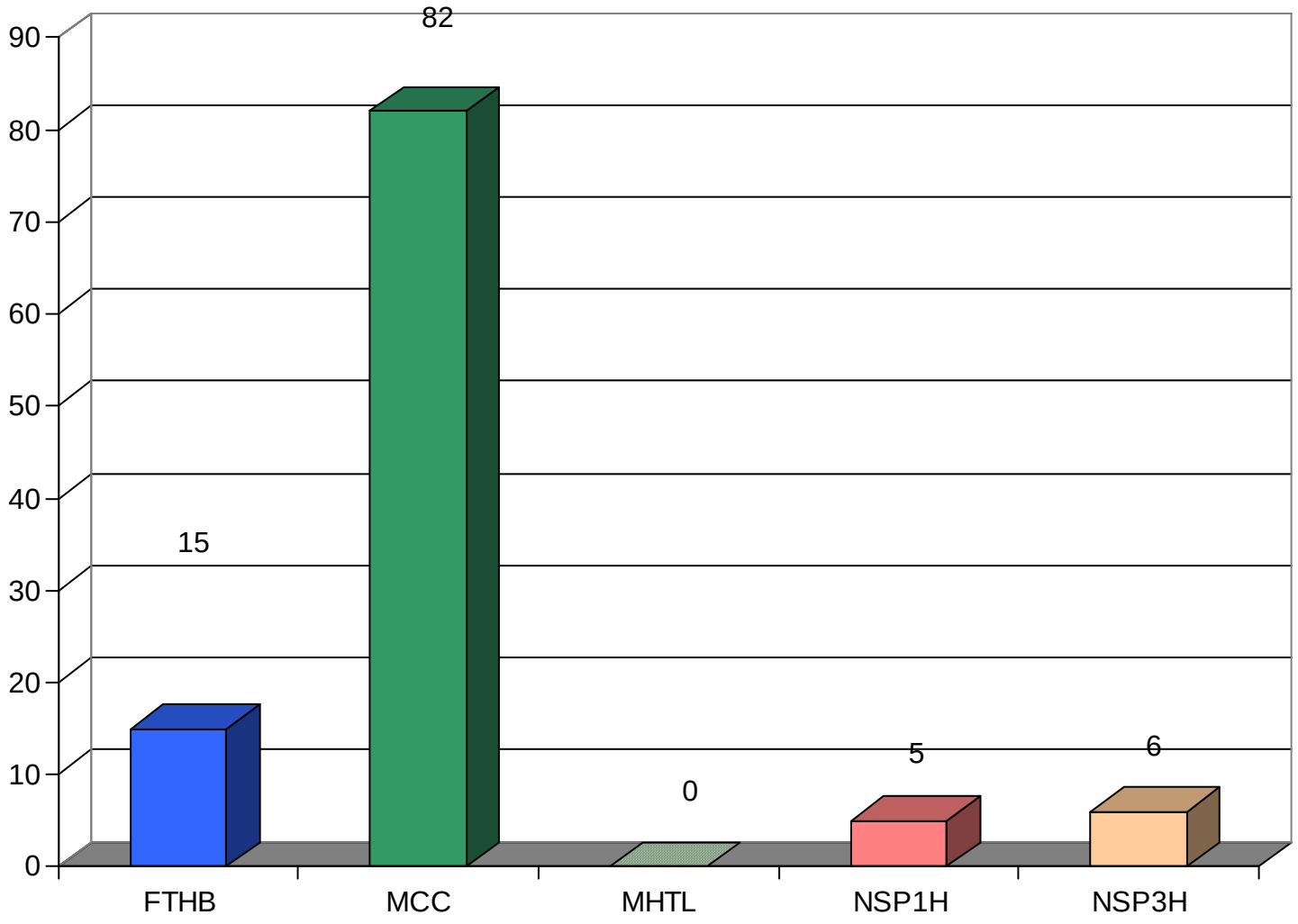

Figure 6 - Total First Time Home Buyer Units Served by Race and Ethnicity

for all activities completed in FY 2014 - 2015

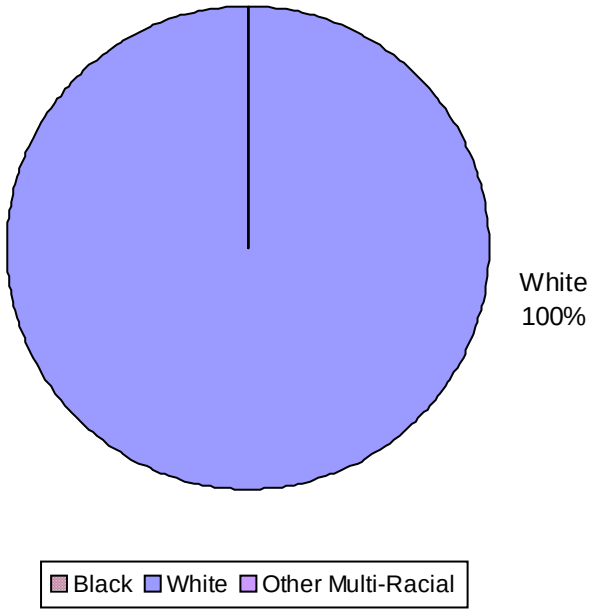

Race

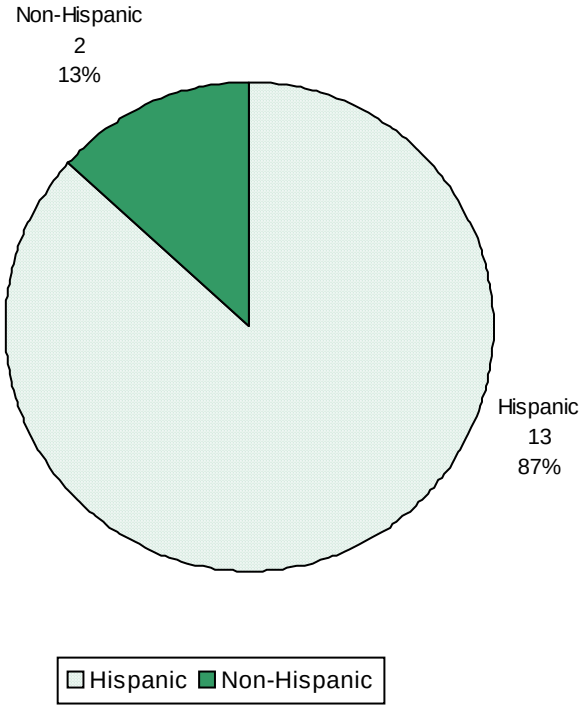

Ethnicity

Figure 7 - Income Levels Served by Program
for all activities completed in FY 2014 - 2015

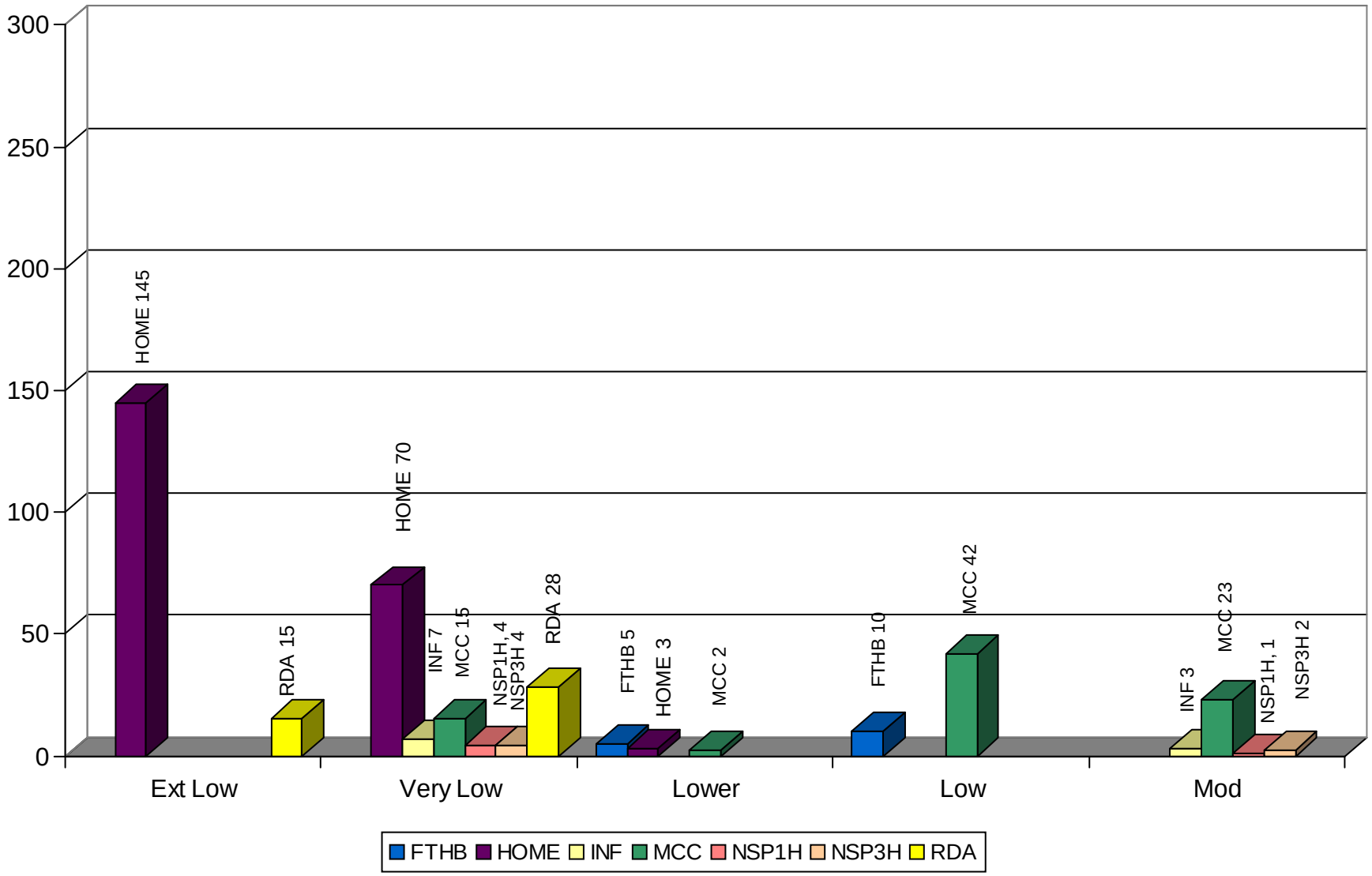

Figure 8 - Funds Expended on Housing Projects by Supervisorial District for all activities completed in FY 2014-2015

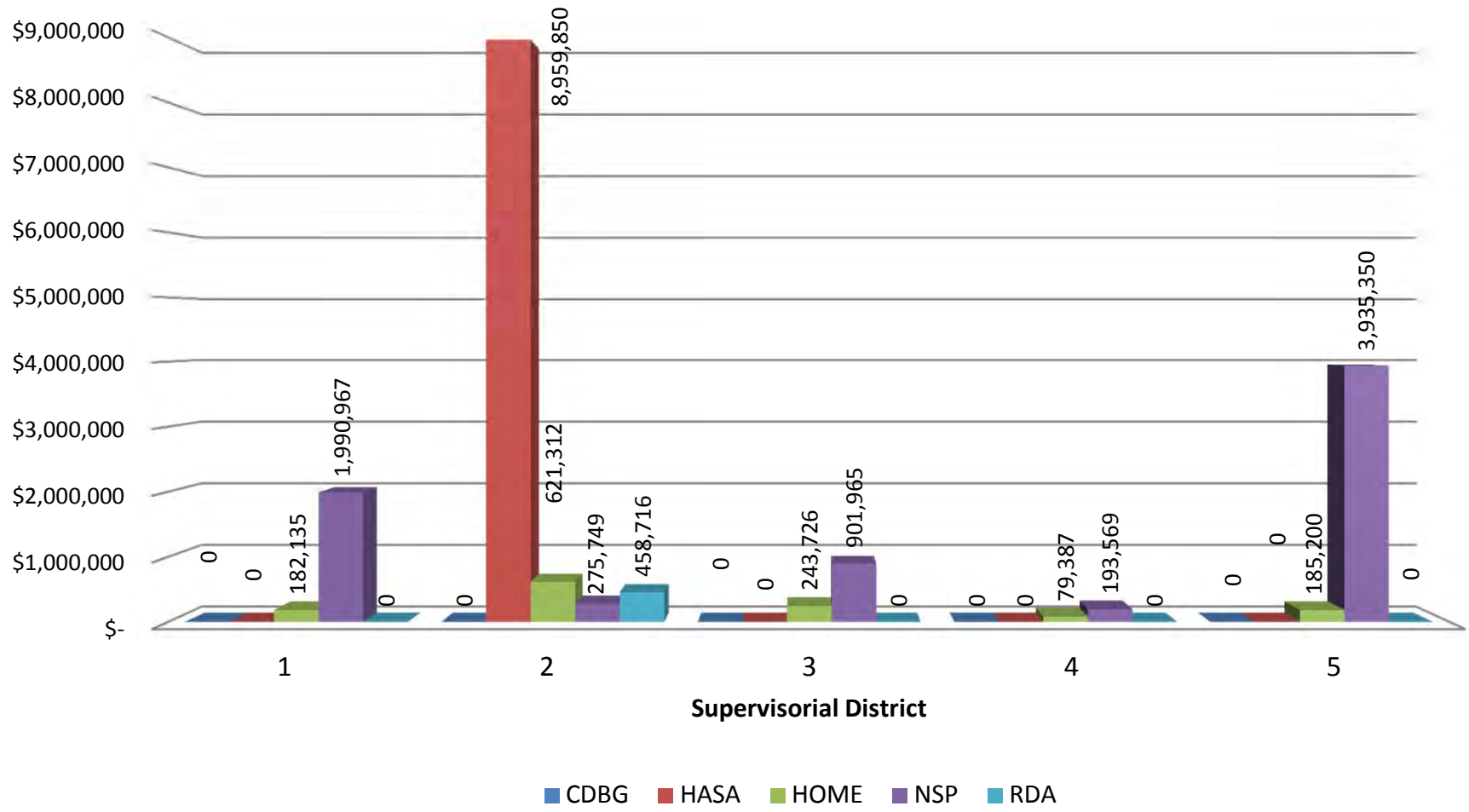

Figure 8a - Funds Expended on Housing Projects by Supervisorial District - Unincorporated Areas for all activities completed in FY 2014-2015

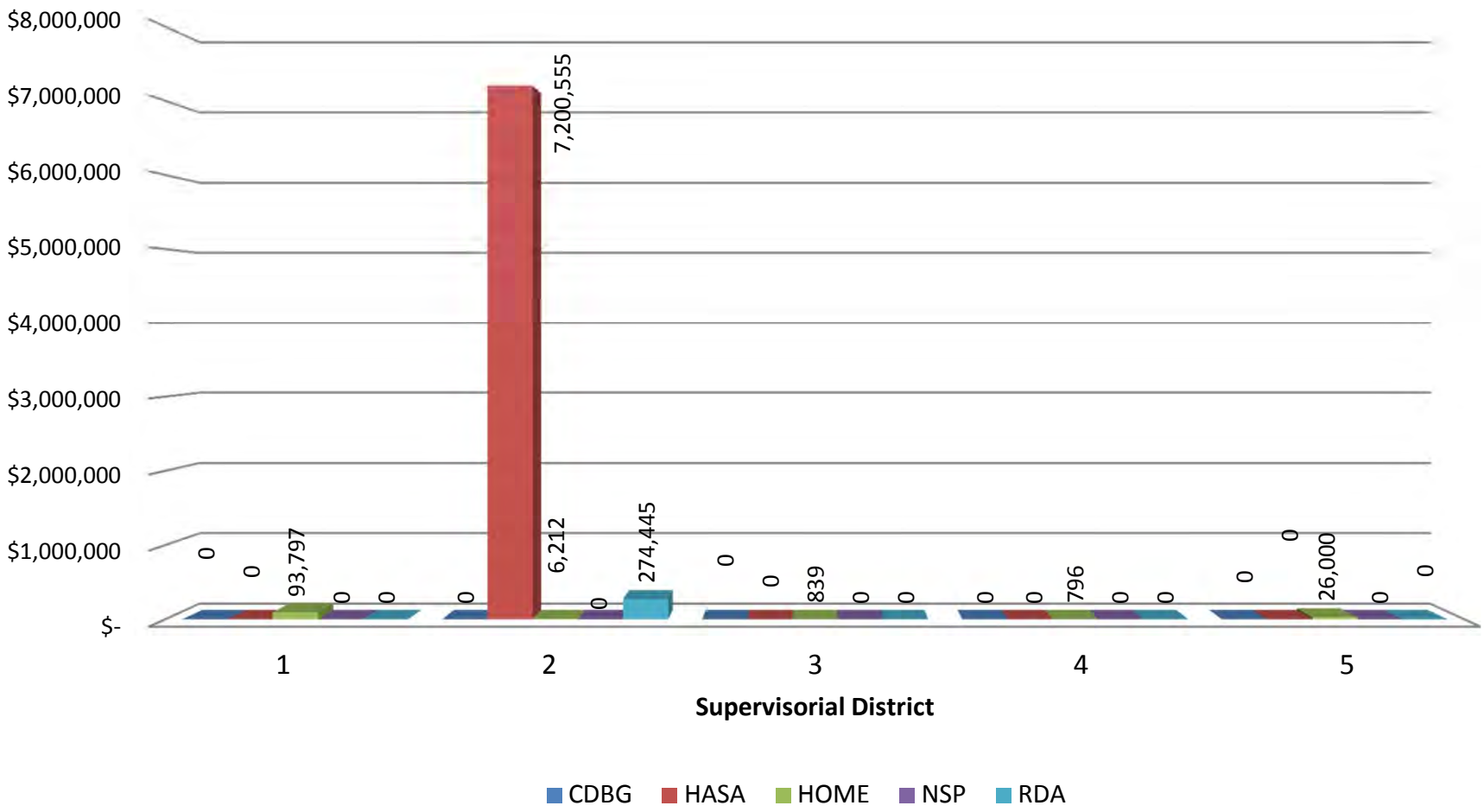

Figure 8b - Funds Expended on Housing Projects by Supervisorial District - Within Cities for all activities completed in FY 2014-2015

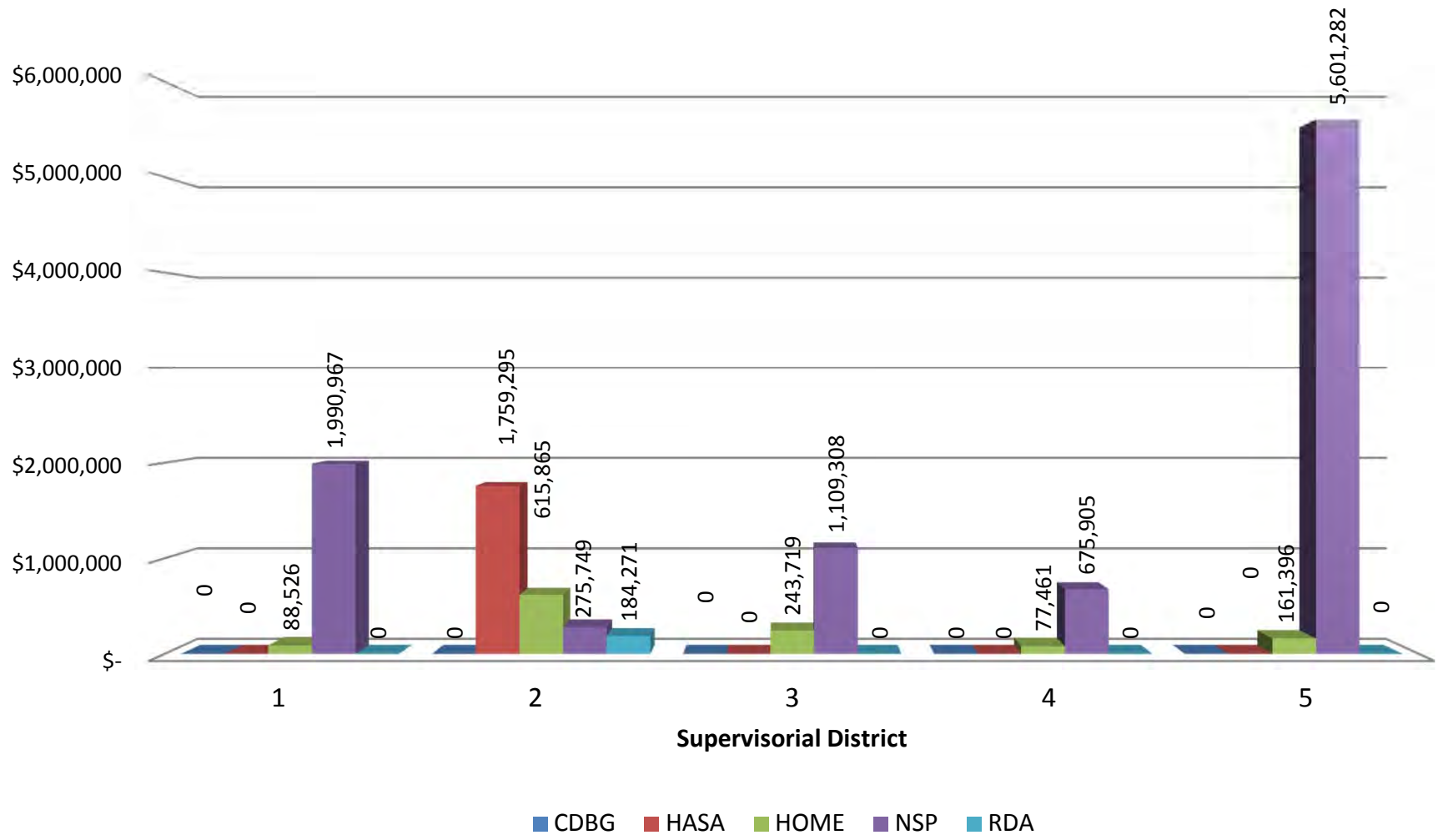

Figure 9 - Total Housing Units Served by District

for all activities completed in FY 2014 - 2015

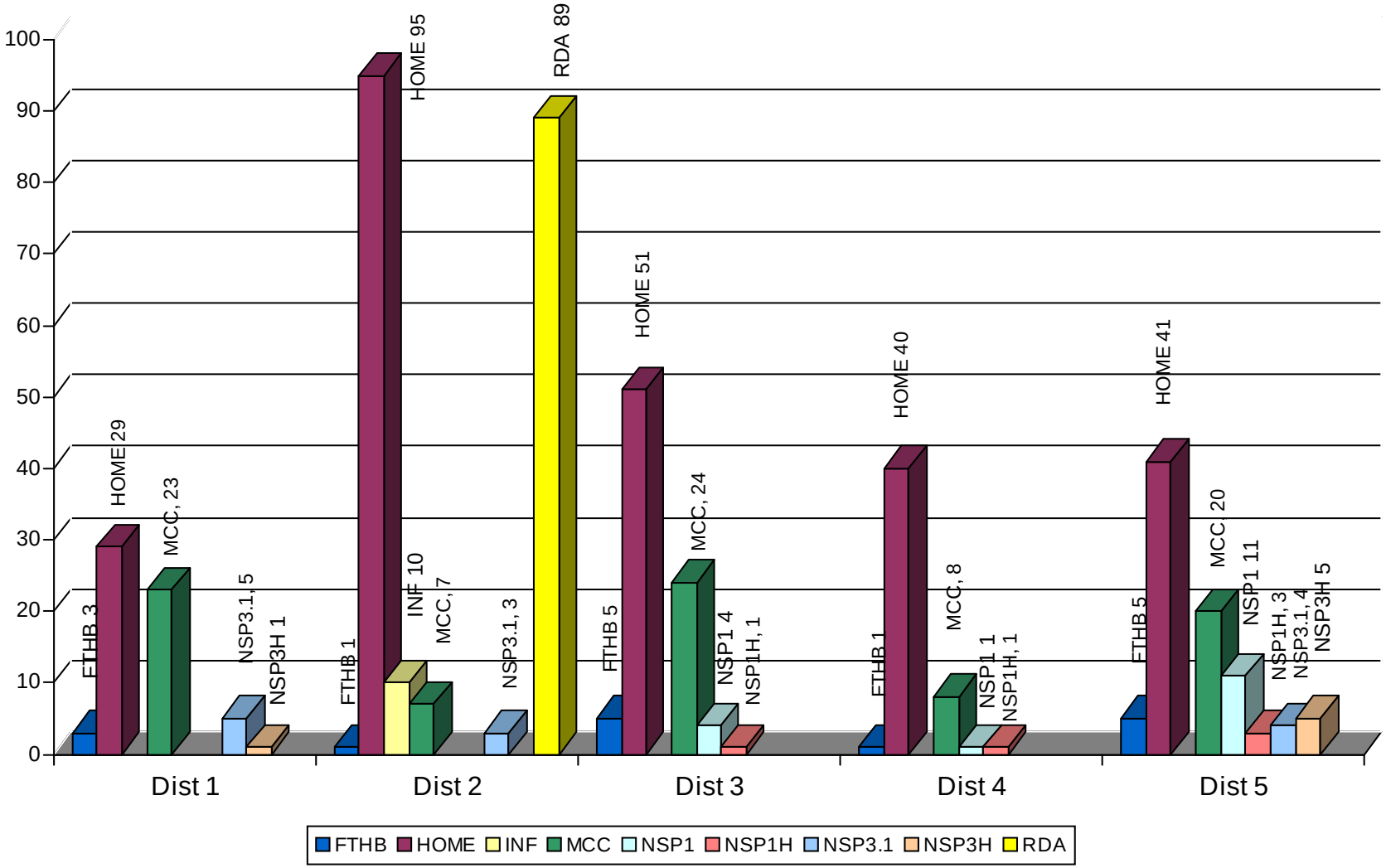

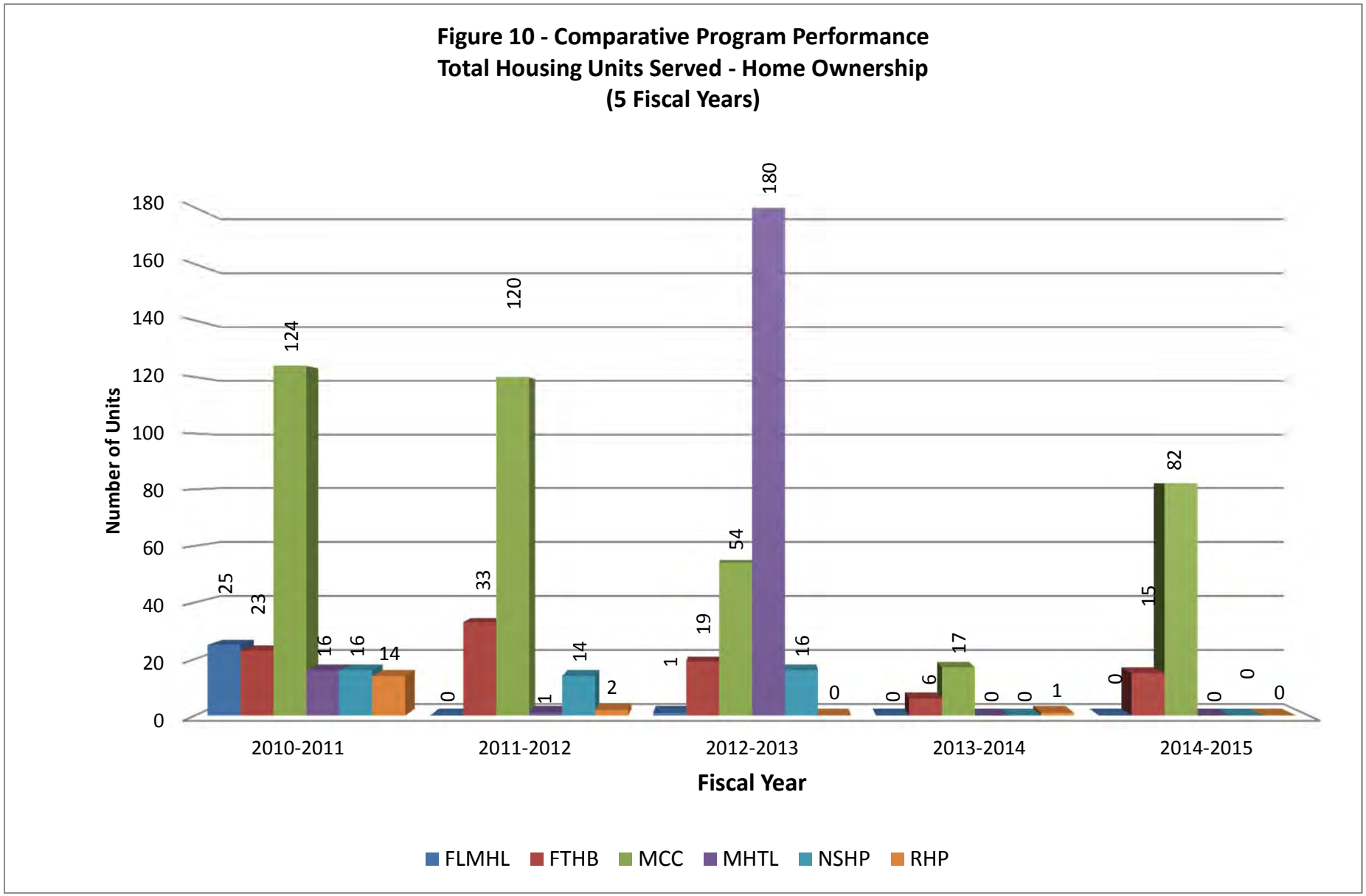
Figure 10 - Comparative Program Performance
Total Housing Units Served - Home Ownership
(5 Fiscal Years)
Number of Units
180
160
140
120
100
80
60
40
20
0
25
23
124
16
16
14
0
33
120
1
14
2
1
19
54
180
16
0
0
6
17
0
0
1
0
15
82
0
0
0
2010-2011
2011-2012
2012-2013
2013-2014
2014-2015
Fiscal Year
FLMHL
FTHB
MCC
MHTL
NSHP
RHP

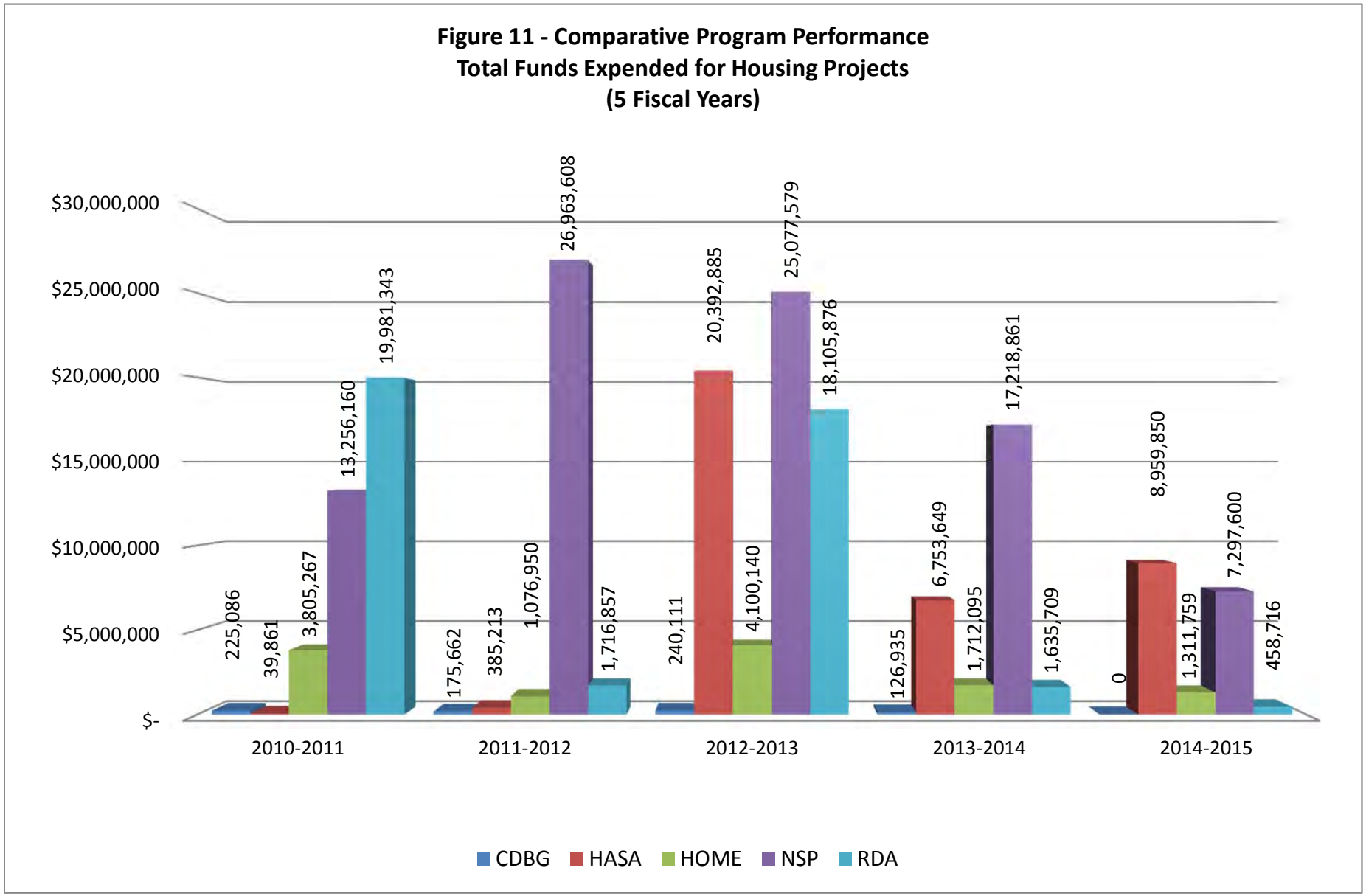
Figure 11 - Comparative Program Performance
Total Funds Expended for Housing Projects
(5 Fiscal Years)
$30,000,000
$25,000,000
$20,000,000
$15,000,000
$10,000,000
$5,000,000
$-
225,086
39,861
3,805,267
13,256,160
19,981,343
175,662
385,213
1,076,950
26,963,608
1,716,857
240,111
20,392,885
4,100,140
25,077,579
18,105,876
126,935
6,753,649
1,712,095
17,218,861
1,635,709
0
8,959,850
1,311,759
7,297,600
458,716
2010-2011
2011-2012
2012-2013
2013-2014
2014-2015
CDBG
HASA
HOME
NSP
RDA

Figure 11a - Comparative Program Performance
Total Funds Expended for Housing Projects in the Unincorporated Areas
(5 Fiscal Years)

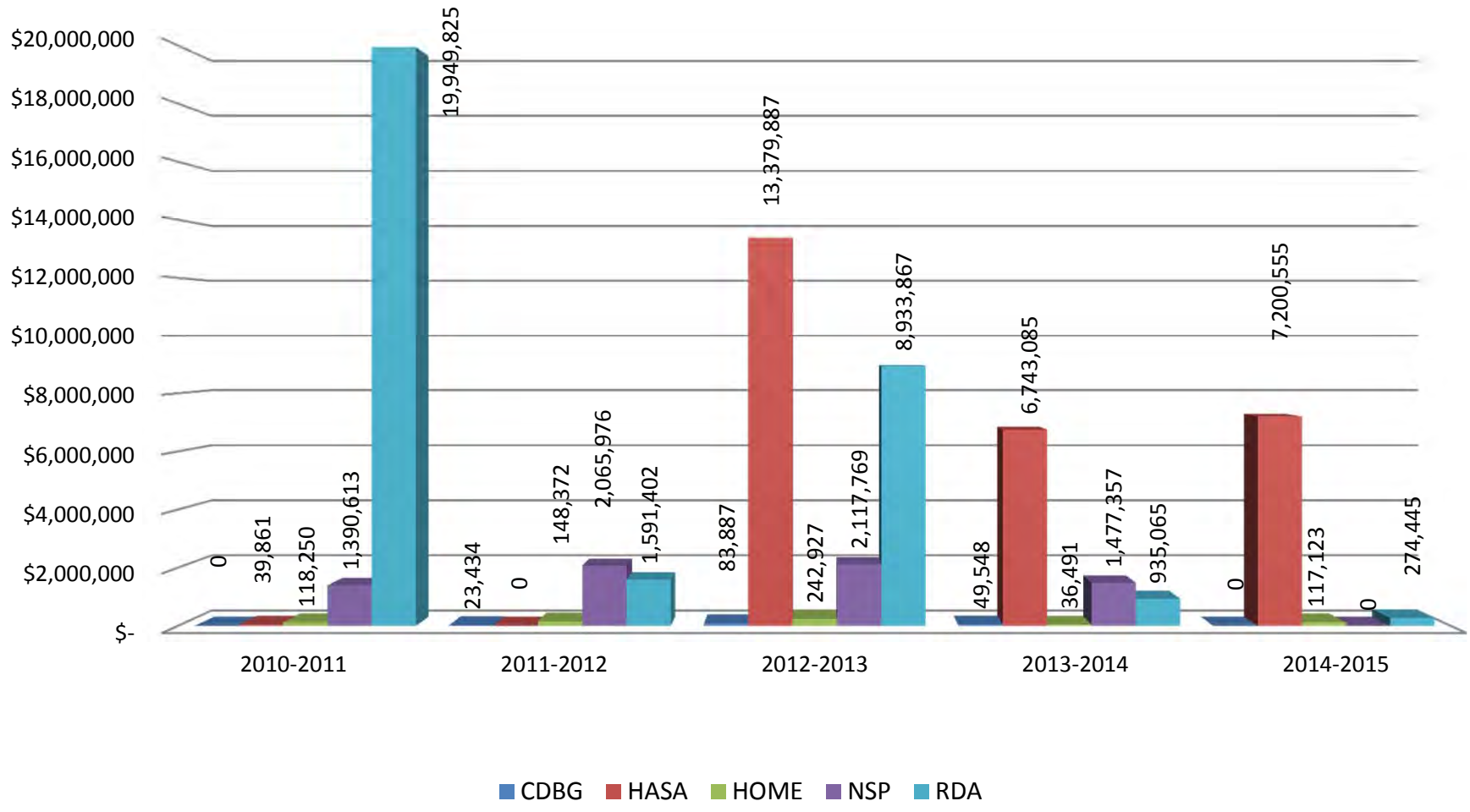

Figure 11b - Comparative Program Performance
Total Funds Expended for Housing Projects Within the Cities of Riverside County
(5 Fiscal Years)

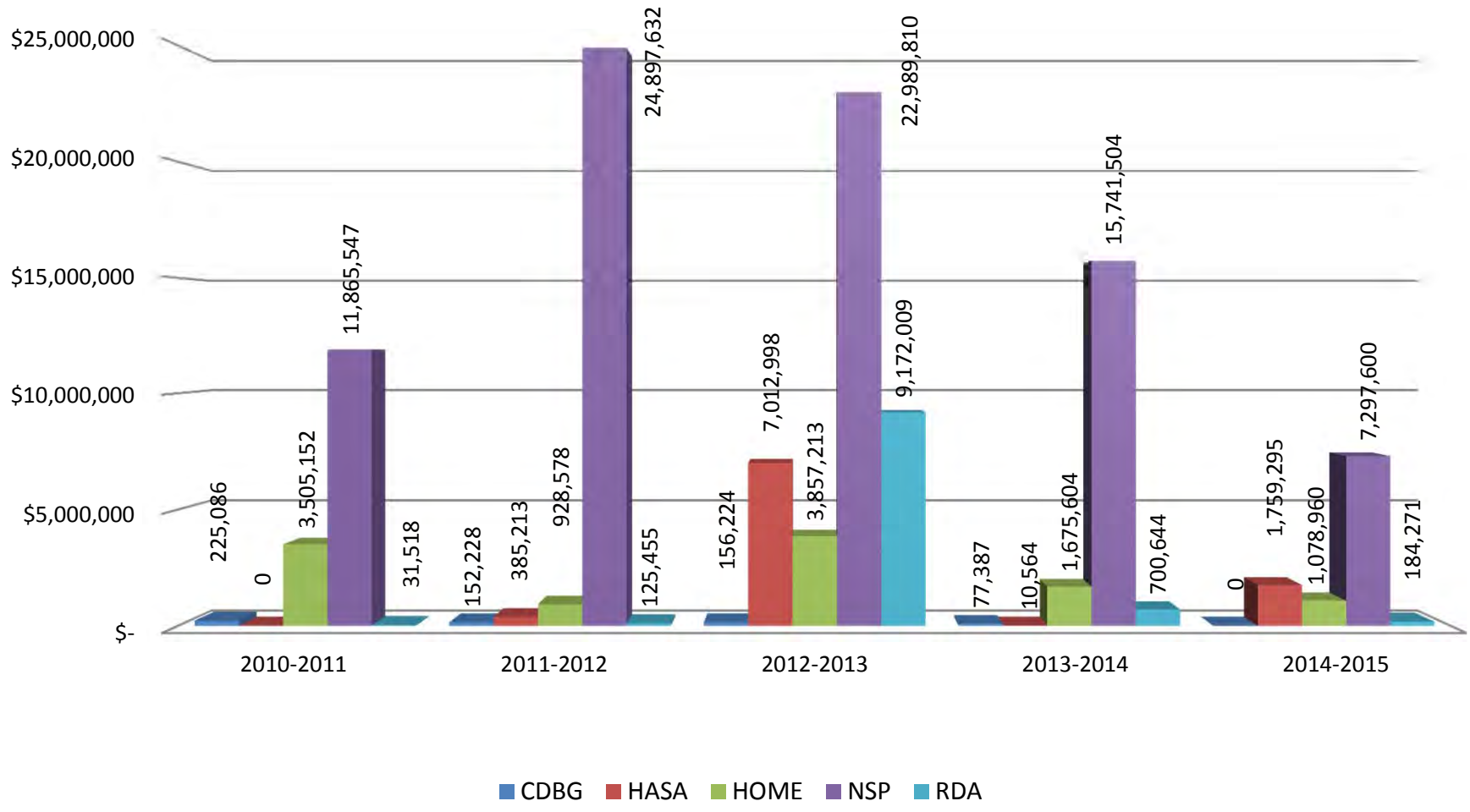

Figure 12 - Total HOME Funds Expended Under the First Time Home Buyer Program in Cooperating Cities

for FY 2014 - 2015

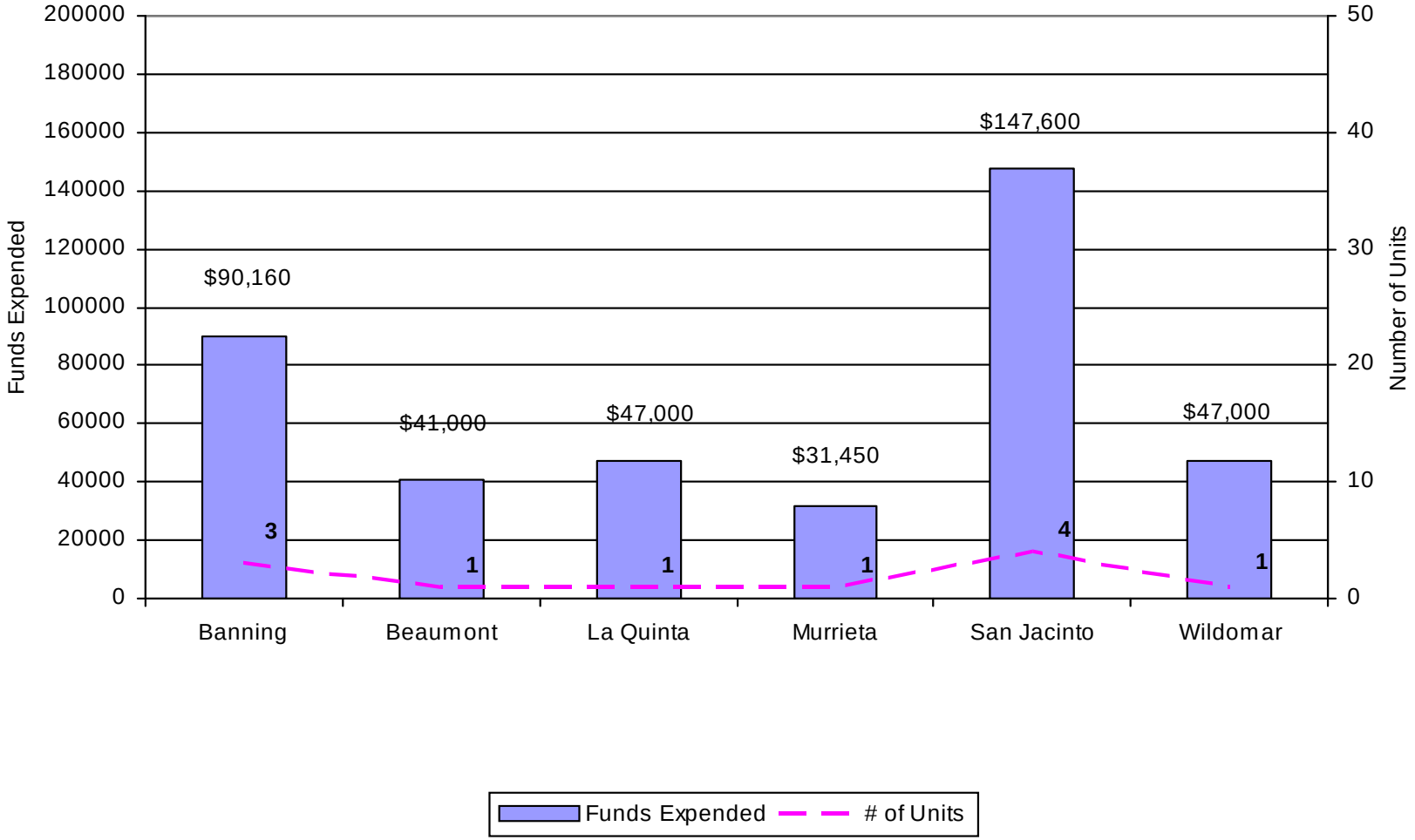

Figure 13 - Total NSP Funds Expended for NSP-1 Projects
Within the City Limits
(including pending activities)
7/1/2014 - 6/30/2015

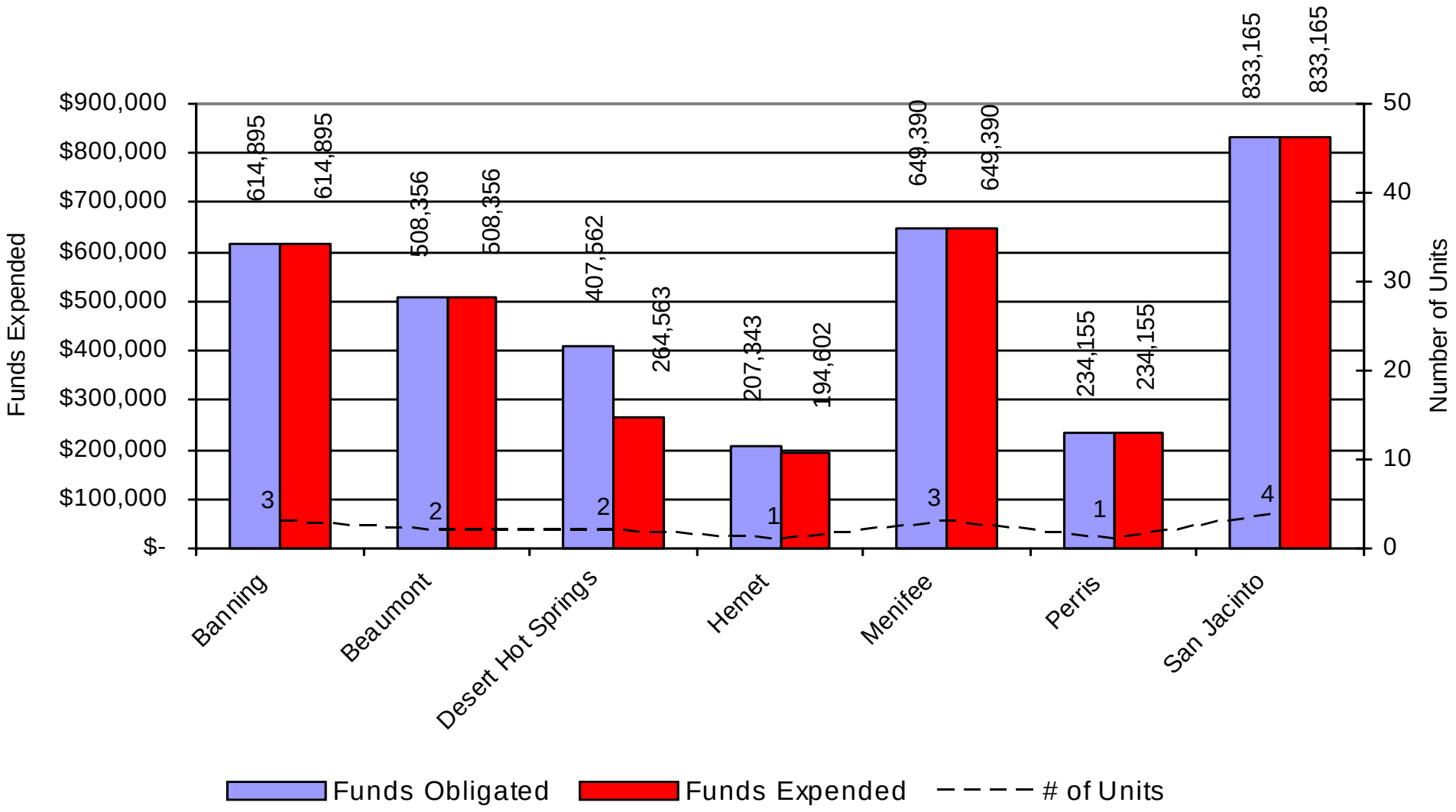

$3,454,867	$3,299,127	16

Figure 14 - Total NSP Funds Expended for NSP-3 Projects
Within the City Limits
(including pending activities)
7/1/2014 - 6/30/2015

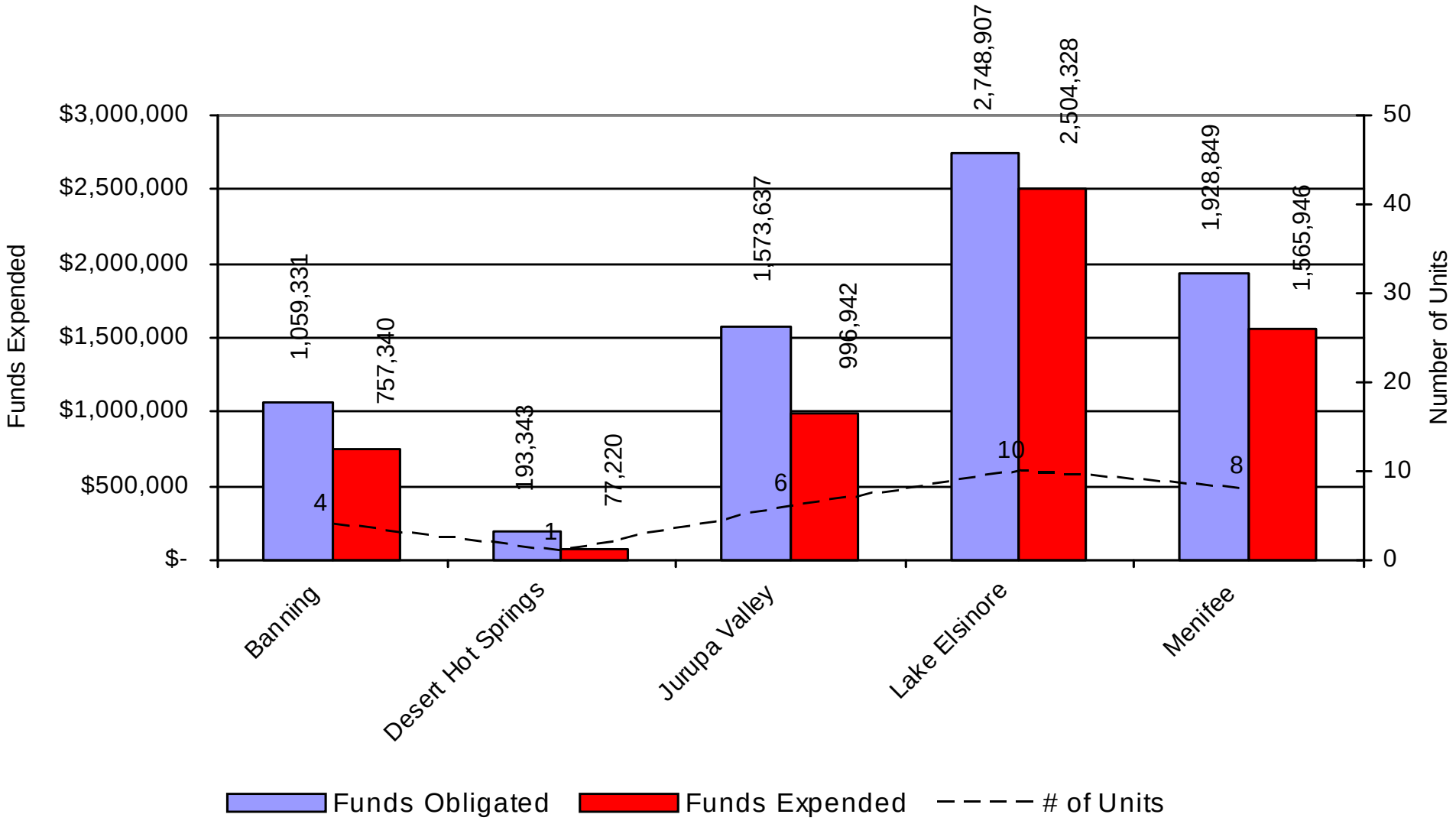

Funds Obligated	Funds Expended	# of Units
$7,504,067	$5,901,776	29

Figure 15 - Total HOME Funds Expended Under the HOME Multi-Family Program in Cooperating Cities

for FY 2014 - 2015

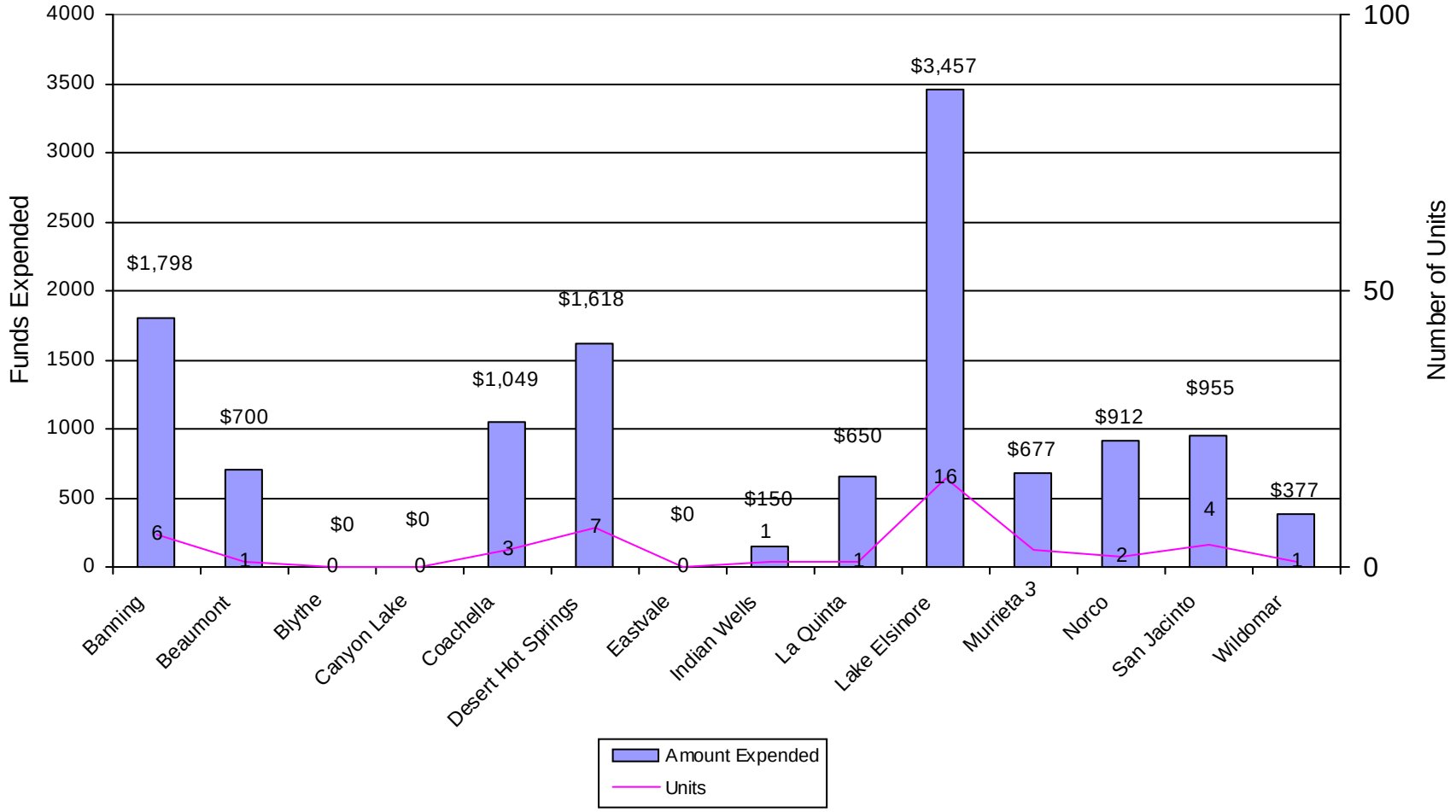

Figure 16 - Total HOME Funds Expended Under the HOME Multi-Family Program in the Unincorporated Areas and NonCooperating Cities
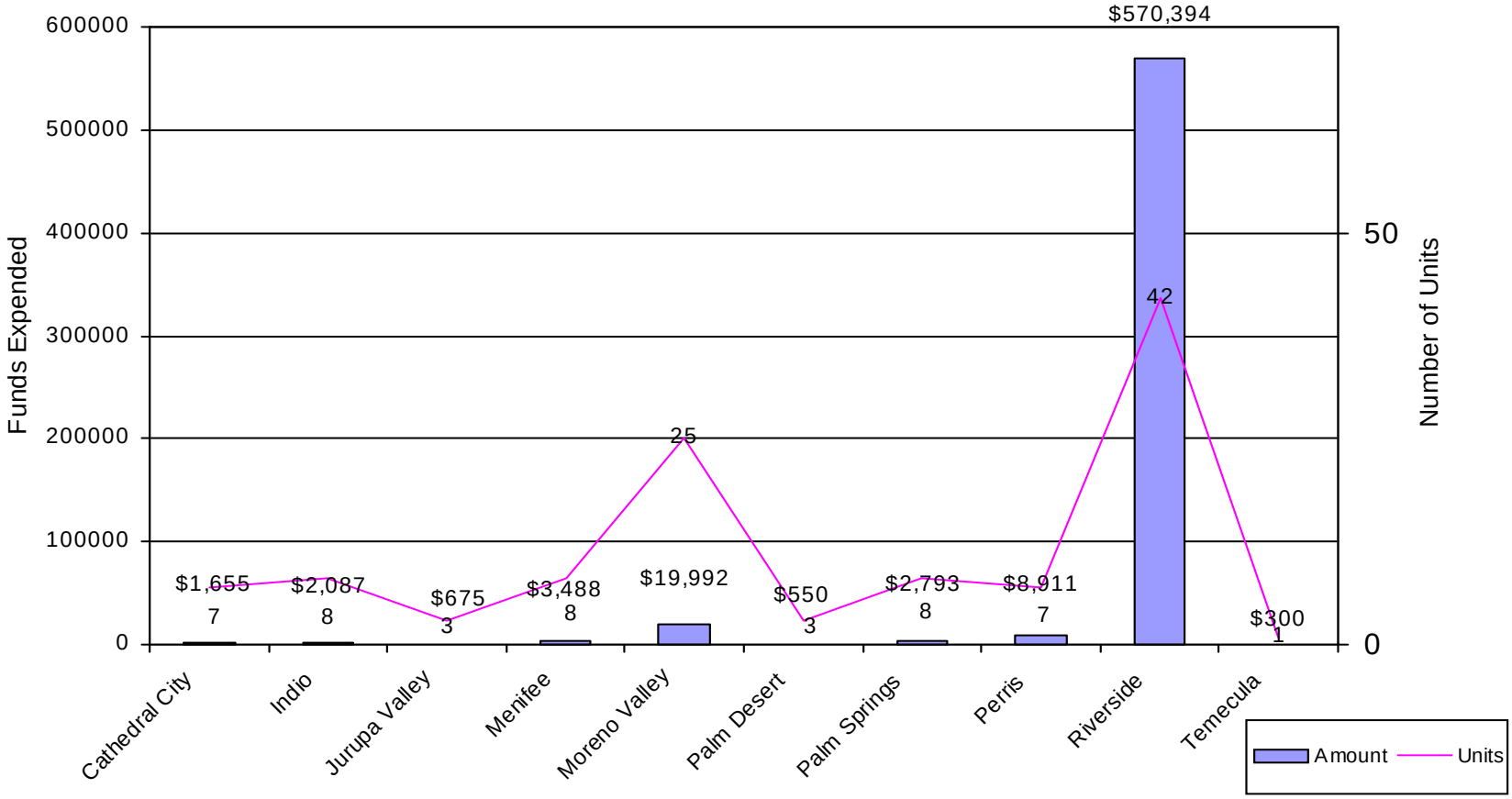
for FY 2014 - 2015