RIVERSIDE COUNTY
COMMUNITY PLANNING AND DEVELOPMENT PROGRAMS
(CDBG, HOME, ESG)

2017-2018 ONE YEAR ACTION PLAN
OF THE
2014-2019
CONSOLIDATED PLAN

PREPARED BY:
Community Development Block Grant – Housing Division

ONE YEAR ACTION PLAN
2017-2018

TABLE OF CONTENTS

Executive Summary **1**

AP-05 Executive Summary - 24 CFR 91.200(c), 91.220(b) 1

PR-05 Lead & Responsible Agencies 24 CFR 91.200(b) 8

AP-10 Consultation - 91.100, 91.200(b), 91.215(l) 10

AP-12 Participation - 91.105, 91.200(c) 39

EXPECTED RESOURCES **46**

AP-15 Expected Resources - 91.220 (c) (1, 2) 46

ANNUAL GOALS AND OBJECTIVES **52**

AP-20 Annual Goals and Objectives - 91.420, 91.220(c)(3)&(e) 52

AP-35 Projects - 91.220 (d) 61

PROJECTS **65**

AP-38 Projects Summary 65

AP-50 Geographic Distribution – 91.220(f) 114

AFFORDABLE HOUSING **117**

AP-55 Affordable Housing - 91.220 (g) 117

AP-60 Public Housing – 91.220(h) 121

AP-65 Homeless and Other Special Needs Activities - 91.220(i) 122

AP-75 Barriers to affordable housing – 91.220(j) 126

AP-85 Other Actions – 91.220(k) 128

PROGRAM SPECIFIC REQUIREMENTS **133**

AP-90 Program Specific Requirements - 91.220 (l)(1, 2, 4) 133

APPENDICES **141**

A. Certifications 142

B. SF 424 Forms 143

C. Proof of Publication 144

OMB Control No: 2506-0117 (exp. 07/31/2016)

D. Citizen Participation and Comments 145
E. AP-10 Continuation 146
F. AP-20 Attachment - 2014-2015 Funding Details/Back-up Projects 147
G. AP-90 Attachment - ESG Written Standards 148
H. Emergency Solutions Grant Program (ESG) 2015-2016 Funding Allocations .. 149
I. 2015-2016 Project Table 3C's 150
J. County Map - Project Locations
Minority and Low- and Moderate-Income Concentrations 254
K. HOME Maximum Purchase Price Limits 255

OMB Control No: 2506-0117 (exp. 07/31/2016)

Executive Summary

AP-05 Executive Summary - 24 CFR 91.200(c), 91.220(b)

1. Introduction

To receive Community Planning and Development (CPD) funds, an Urban County Grantee must develop a One Year Action Plan (OYAP) for housing and community development activities. The Economic Development Agency (EDA), as lead agency for the County of Riverside, prepares the OYAP pursuant to the goals outlined in the 2014 - 2019 Five-Year Consolidated Plan (CP). The OYAP details the activities to be undertaken by the County using funds received during the 2017-2018 program year from the Community Development Block Grant (CDBG) program, HOME Investment Partnerships Program (HOME), and Emergency Solutions Grant (ESG) program funds, and anticipated program income. As a planning document, the program goals and objectives identified in the OYAP focus on local housing and community development needs with an emphasis on lower-income residents. The OYAP also provides strategies for addressing the identified needs.

The 2017-2018 OYAP of the 2014-2019 Five-Year CP is guided by the three major commitments and priorities:

- To provide a suitable living environment through safer, more livable neighborhoods; greater incorporation of lower-income residents throughout Riverside County communities; increased housing opportunities; and reinvestment in deteriorating neighborhoods.
- To provide decent housing by preserving the affordable housing stock; increasing the availability of affordable housing; reducing discriminatory barriers; increasing the supply of supportive housing for those with special needs; and transitioning homeless persons and families into housing.
- To expand economic opportunities through employment opportunities that pay self-sufficiency wages; homeownership opportunities; development activities that promote long-term community sustainability; and the empowerment of lower-income persons to achieve self-sufficiency.

As part of the OYAP development process, and per Federal Regulation requirements, the County consulted and coordinated with various departments, housing and community service providers, other jurisdictions, and other entities with a potential interest in or knowledge of the County's housing and non-housing community development issues. The following sections discuss the methods by which the County consulted, in addition to how staff that developed and followed this citizen participation process emphasized the participation of persons of low- and moderate-income (LMI).

This 2017-2018 OYAP covers the fourth year of the 2014-2019 CP and identifies anticipated levels of funding for the program year, describes the geographic areas in which assistance will be directed, and provides the rationale used.

2. Summarize the objectives and outcomes identified in the Plan

The range of issues that currently confront the County are as diverse as its residents. This diverse population is also accompanied by very differing needs that help to identify personal, educational, employment, recreational, housing, and other goals. The County is continuously striving to balance resources to meet the CP goals by addressing critical issues in the communities such as: homelessness; failing infrastructure and community facilities; lack of various services including child care and health care; affordable housing; and chronic unemployment and under-employment. A large segment of the population continues to face challenging issues as the regional economy continues to recover.

Consistent with Federal Guidelines, the County has developed a performance measurement system that identifies performance objectives and outcomes for each of the planned activities. In order to aggregate accomplishments at a national level, HUD has recommended grantees to utilize standardized objectives and outcomes for reporting achievements.

The primary objective of the CDBG program is to develop viable urban communities. Based upon this intent, it must be determined which of the following three objectives best describe the purpose of an activity:

- Provide decent housing (DH);
- provide a suitable living environment (SL);
- And/or expand economic opportunities, principally for lower income persons (EO).

Each activity must also meet specific performance outcomes that are related to at least one of the following:

- Availability/Accessibility (1);
- Affordability (2); or
- Sustainability - Promoting Livable or Viable Communities (3).

The community development needs are substantial, with many areas of overlap requiring cross-cutting, place-based solutions. The County is tasked both with determining the areas of greatest need and the areas in which community investment can have the greatest impact given the limited resources available.

The CPD funding sources that will be used to implement the objectives and outcomes of the CP are as follows:

1. Community Development Block Grant (CDBG): The primary objective of this program is to develop

viable urban communities by providing decent and affordable housing, a suitable living environment, and economic opportunities, principally for persons of LMI. The CP proposes that public facility and infrastructure funds be focused strategically on projects in LMI neighborhoods. There is also a need, in various degrees, for services across most categories of special need. This includes seniors, at-risk youth, working parents, persons with disabilities, individuals with chronic illness, and persons with other conditions affecting their ability to function independently and productively. Potential CDBG activities include: construction or rehabilitation of public facilities and infrastructure, removal of architectural barriers, housing rehabilitation, code enforcement, economic development, and public services. The goal is to create impacts that deliver the greatest efficiencies and bring about positive changes within the community.

2. HOME Investment Partnerships Program (HOME): HOME funds are allocated for the development and rehabilitation of affordable rental and ownership housing for low-income households. Funding is used for activities that promote a suitable living environment, decent and affordable rental housing and homeownership by low income households including tenant-based rental assistance, homebuyer assistance, acquisition, rehabilitation, and new housing construction. The program allows for flexibility with respect to the types of projects to be assisted (new construction or rehabilitation), the form and amount of financing, the types of housing, and the households assisted.

3. Emergency Solutions Grant (ESG): The ESG program places greater emphasis on helping people quickly regain stability in permanent housing after experiencing a housing crisis and/or homelessness. This is accomplished by providing homeless persons with basic shelter and essential supportive services to promote decent and affordable housing, a suitable living environment, and economic opportunities. ESG funds will be used for a variety of activities, including: rapid re-housing and homeless prevention activities, emergency shelter, operations and maintenance of facilities, essential supportive services, and street outreach.

3. Evaluation of past performance

On an annual basis, HUD reviews the performance of entitlement recipients to determine whether they are carrying out CDBG assisted activities in a timely manner. If at sixty days prior to the end of the grantee's current program year the amount of entitlement grant funds available to the recipient, under grant agreements but undistributed by the U.S. Treasury, is more than 1.5 times the entitlement grant amount for its current program year the grantee is considered to be non-compliant with HUD requirements. In an effort to make sure the County's CDBG program is compliant, all subrecipients and cooperating cities are encouraged to expend their funds in a timely manner. In the event that they have not complied or adhered to their agreement terms, the County reserves the right to rescind their funding allocation.

A Consolidated Annual Performance and Evaluation Report (CAPER) is prepared and submitted to HUD, annually, to capture the progress of meeting identified needs and achieving strategies set forth in the Five-Year CP. HUD implemented this ongoing performance process to assess efficiency, cost effectiveness, and the impact of projects and programs in County neighborhoods. The CAPER contains an assessment by

OMB Control No: 2506-0117 (exp. 07/31/2015)

the County on the use of CPD funds allocated to County agencies and other sub-recipients to carry-out a variety of HUD-funded projects and activities within Riverside County. The County has been successful in implementing its public improvement and community service projects/programs as well as meeting and exceeding established goals. As a result of monitoring, performance measures, operational evaluations, and resource allocation analysis, policy questions are easier to identify and address. The County continues its commitment to meeting priority goals outlined in the 2014-2019 Five-Year CP and 2017-2018 OYAP.

Based on the needs established through the CP, the County intends to fund activities associated with housing, community development, economic development, and capital improvement projects. The majority of the funding will be used to fund projects targeting LMI individuals and their families throughout the County, including those in special needs categories such as abused children, battered spouses, elderly persons, severely disabled adults, homeless persons, illiterate adults, and persons living with HIV/AIDS.

4. Summary of Citizen Participation Process and consultation process

(Refer to AP10, AP12, Appendices D and E)

The Riverside County Economic Development Agency (EDA), as the entitlement grantee for the CDBG, HOME, and ESG programs, is the lead agency responsible for the development of the Five-Year CP and Annual Action Plans that outline the proposed activities and expenditures under these programs.

The EDA sought and encouraged community-wide participation in the development of the 2017-2018 OYAP through a community outreach and participation process. To foster consultation and community outreach, the EDA utilized its Citizen Participation Plan (CPP), which establishes policies and protocols for community involvement for the use of CPD funds. The County made extra efforts to actively involve and include communities with a broad representation of LMI residents, members of minority groups, agencies involved in the provision of services to these populations, and others who are directly impacted by the programs and projects to be undertaken in the 2017-2018 OYAP.

It was determined that the most appropriate and effective methods to obtain input from a wide range of agencies, groups, organizations, residents, and other interested persons in the process of developing the 2017-2018 OYAP of the Five-Year CP would include:

1. Citizen participation meetings, public notices, public hearings, consultation feedback/ memorandum of participation, and internet outreach
2. Comprehensive Community Needs Assessment Survey (Incorporated into the Consolidated Plan development process)
3. Urban County Participating Cities

A Notification of Funding Availability (NOFA) was published in July, 2016, for the 2017-2018 CDBG, ESG, and HOME programs. From July 2016 through November 2016, the County initiated its Citizen

Participation (CP) process by notifying cooperating cities, community members, and public/private sector agencies of the 2017-2018 CPD Program Year.

The principal stakeholders in the CP process are:

1. Residents;
2. Community Councils and Municipal Advisory Councils (act as the forum for communication Between the County and the citizens);
3. The County Board of Supervisors (who must approve the Federal Grant application and all substantial reprogramming decisions);
4. EDA staff; and
5. Activity Sponsors (non-profit and public agency service providers)

During the preparation of the 2014-2019 Five-Year CP the County developed and distributed a Housing and Community Development Needs Assessment survey to the stakeholders listed above to solicit community opinions and concerns. Based on citizen participation results, the prioritization and investment decisions in the Five-Year CP serve to identify immediate and long range needs and objectives which are more specifically addressed in the current OYAP.

In the development of the 2017-2018 OYAP, EDA conducted CP Meetings throughout the County's CPD program area. Prior to the CP Meetings, a County-wide notice, in English and Spanish, was published in newspapers of general circulation and made available on the Economic Development Agency's website announcing the purpose, date, time, and location of the meetings. In addition, non-profit social service providers, special districts, and other County departments and agencies were contacted to publicize the community meetings. Citizens were invited to attend the meetings to discuss the anticipated CPD allocations; learn about the programs and services available to them; express their views on their community's housing and community development needs; prioritize community needs; and comment on prior program performance. These meeting are an essential part of the planning process for the use of CPD funds.

The County also sought assistance from the fourteen (14) cities participating in the Urban County Program and the City of Lake Elsinore-Joint Metro City. Each city was strongly encouraged to facilitate and support the participation of all residents in the assessment of community development needs by conducting public meetings and public hearings within their cities.

The County strongly supports and encourages community-wide participation, input, cooperation, and feedback from all residents of the County in the administration of its CPD-funded programs. The Citizen Participation process is necessary to ensure adequate citizen involvement in the determination of Riverside County's community needs and investment in housing, homelessness, community development, and economic development for the five-year Consolidated Plan period. The County has continued its commitment to meeting priority goals outlined in the 2014-2019 Five-Year CP and more currently in the 2017-2018 OYAP

5. Summary of public comments

On March 14, 2017, a Public Hearing was held before the County Board of Supervisors (BOS) to hear public comments regarding the proposed uses for the 2017-2018 HUD-funded CPD programs and to determine which would best address the identified community development needs in the 2014-2019 Five-Year CP. Representatives from thirty-four (34) organizations made presentations seeking CDBG and/or ESG funds. Three (3) other organizations submitted their proposed project summary in writing prior to the March 14, 2017 Public Hearing and one (1) additional proposed project summary was submitted, all of which were entered into the record.

The 2017-2018 final draft One Year Action Plan was made available for public review and comment beginning June 23, 2017. Interested persons were invited to submit written, oral, or electronically sent comments until 5:00 PM on July 10, 2017. The Board of Supervisors approved the County's 2017-2018 One Year Action Plan at the July 11, 2017 meeting. There were no comments submitted or made during the July 11, 2017 Board Meeting regarding the OYAP.

Refer to Appendix D, AP-05 #4, and AP10-12 for results of citizen participation and comments received.

6. Summary of comments or views not accepted and the reasons for not accepting them

Pursuant to 24 CFR Part 91.220 (b), it is the policy of the County to accept and record all public comments pertaining to the 2017-2018 OYAP that are received during the posted public comment period or submitted during the public hearings. As noted in Section 5 above, all comments received for the March 14, 2017 Public Hearing and July 11, 2017 board approval are incorporated into the record during the public comment period. No comments were made during the July 11, 2017 Board Meeting.

7. Summary

The County is committed to the effective and equitable allocation of funds that serve the needs of the lowest- income and most disadvantaged residents. Households with incomes less than 50 percent of the area median income, particularly those with extremely low-incomes (less than 30 percent of area median income), are particular priorities.

These priorities can be addressed through a combination of:

1) Decent and affordable housing;
2) Investment in community development activities in lower-income and deteriorating neighborhoods;
3) Investment in programs and facilities that serve lower-income populations; and
4) Supportive services to maintain independence.

By focusing on these overall priorities, the County seeks to address needs and concerns identified in the CP and OYAP such as:

- The need for additional decent, safe, and affordable housing, mitigate rent burdens, and ameliorate deteriorating housing stock;
- Programs that improve community facilities and services in low-income areas;
- A network of shelters, housing, and services that prevent homelessness, including rapid re- housing, homelessness prevention, permanent housing, all which coordinate with the 10-Year Plan to end chronic homelessness;
- Programs that promote economic development, create jobs, and increase the job skill level of potential employees; and
- Supportive services that increase the ability of seniors, persons with disabilities, and others with special needs to live independently.

PR-05 Lead & Responsible Agencies – 91.200(b)

1. Agency/entity responsible for preparing/administering the Consolidated Plan

Agency Role	Name	Department/Agency
Lead Agency	RIVERSIDE COUNTY	
CDBG Administrator	RIVERSIDE COUNTY	Economic Development Agency (EDA)-Housing Division
HOME Administrator	RIVERSIDE COUNTY	Economic Development Agency (EDA)-Housing Division
ESG Administrator	RIVERSIDE COUNTY	Economic Development Agency (EDA)-Housing Division
HOPWA Administrator	CITY OF RIVERSIDE	City of Riverside

Table 1 – Responsible Agencies

Narrative (optional)

The lead agency responsible for the development of this OYAP is the County of Riverside Economic Development Agency (EDA) Housing Division. Staff members from various agencies such as Housing, Economic Development, Public Social Services, Mental Health, Housing Authority, Workforce Development Center, and EDA's Fiscal Department participated in the research and development of the Plan. In Addition, the County consulted with the Riverside County Continuum of Care (CoC) on an on-going basis. Most of the agencies represented in the Con Plan are responsible for administering HUD funds, operating, and/or overseeing a range of activities.

In developing the OYAP the needs assessment, which was conducted for the 2014-2019 Five-Year CP, is used to identify levels of relative need regarding affordable housing, homelessness, special needs, and community development. This information was gathered through consultation with local agencies, public outreach, community meetings, and housing market analysis.

Consolidated Plan Public Contact Information

John Thurman, CDBG-ESG Program Administrator
Housing Division
5555 Arlington Avenue
Riverside, CA 92504
Email: jthurman@rivco.org
951-343-5401

John Aguilar, Deputy Director
Housing Division
5555 Arlington Avenue
Riverside, CA 92504
Email: johnaguilar@rivco.org
951-343-5403

AP-10 Consultation – 91.100, 91.200(b), 91.215(l)

1. Introduction

The OYAP represents an application to HUD for entitlement funds under three entitlement programs as well as a housing and community development policy and planning document. The three HUD entitlement programs are: Community Development Block Grant (CDBG), HOME Investment Partnerships (HOME), and Emergency Solutions Grant (ESG), formerly the Emergency Shelter Grant.

As part of the OYAP development process, the County consulted and coordinated with various departments, housing and community service providers, other jurisdictions, and other entities with a potential interest in or knowledge of the County's housing and non-housing community development issues. The following sections discuss the methods by which the County consulted, in addition to how staff that developed and followed this citizen participation process emphasized the participation of persons of low- and moderate-income.

To foster consultation and community outreach, the EDA utilized its Citizen Participation Plan which establishes policies and protocols for comprehensive community outreach and citizen involvement for the use of CPD funds. It was determined that the most appropriate and effective methods to obtain input from residents, service providers, and other interested persons concerning community development needs, issues, and opportunities are through:

1. Citizen Participation Meetings, including participation at public hearings
2. Memorandum of request for Participation (email/US postal mail)
3. Comprehensive Community Needs Assessment Survey (Incorporated into the Consolidated Plan development process)
4. Urban County Participating Cities

Provide a concise summary of the jurisdiction's activities to enhance coordination between public and assisted housing providers and private and governmental health, mental health and service agencies (91.215(l))

The Urban County compiled an outreach list consisting of various public agencies/entities and service providers that the County consulted with including the following:

- Nonprofit service providers that cater to the needs of low and moderate income households and persons with special needs, including persons with disabilities;
- Affordable housing providers;
- Homeless Service Providers;
- Other units of local government;
- Public agencies (such as school districts, health services, public works); and
- Economic development and employment organizations; and Community groups.

These groups and other specific agencies were invited to participate in the Urban County's consultation process. A Needs Assessment questionnaire was used to help confirm priorities set in the Five-Year CP. In the development of the 2017-2018 OYAP, citizen participation included public hearings, a memorandum of request for participation, and public meetings held throughout the County in diverse communities, where participants were asked to discuss and prioritize the needs in their neighborhoods.

The County continues to work in consultation and coordination with a wide-range of public and private agencies, local jurisdictions, housing developers and providers, social service agencies, and community residents in the development and implementation of strategies identified in this Plan. In particular, staff regularly attends regional planning meetings and works on a continual basis with the County of Riverside Department of Mental Health and Department of Public Social Services, the Housing Authority of the County of Riverside, the Riverside Homeless Care Network, housing partners networks, and many others to coordinate joint efforts relating to homeless issues, affordable housing needs and conditions, special need populations, and community development activities.

The Housing Authority and Homeless Services Division will do the following activities in FY 2017/18:

- Participate in the Riverside County Continuum of Care and its subcommittees and Riverside Homeless Plan subcommittees to identify solutions to ending homelessness in the County by improving and increasing availability of services for homeless individuals or individuals that are at-risk of becoming homeless.
- Continue to work with housing developers/sponsors to create affordable housing that meets the needs of the community.
- Continue to attend the Riverside County Housing and Homeless Coalition meetings to evaluate our community's needs and set priorities to ending homelessness. Monitor pending legislation at the federal and state level and work with local housing service providers and developers to ensure the needs of Riverside County are met.

- Continue to leverage local resources with state and federal resources that create affordable housing for specific sub-populations. The most recent example is the Proposition 41 Veterans Housing Homeless Prevention funds. The County of Riverside worked with the local Housing Authority to leverage project based vouchers with federal constructions dollars to make these project feasible.

Describe coordination with the Continuum of Care and efforts to address the needs of homeless persons (particularly chronically homeless individuals and families, families with children, veterans, and unaccompanied youth) and persons at risk of homelessness.

The County of Riverside Department of Public Social Services (DPSS) serves as the Collaborative Applicant and grantee for the county's HUD Continuum of Care (CoC) program. The County of Riverside Continuum of Care Program is implemented as a mandate of the Homeless Emergency Assistance and Rapid Transition to Housing Act of 2009 (HEARTH); it is designed to promote community-wide planning and the strategic use of resources to address homelessness; improve coordination and integration with mainstream resources and other programs targeted to people experiencing homelessness; improve data collection and performance measurement; and allow each community to design programs to the particular strengths and challenges within the community.

Cross-program coordination is required to plan for and provide, as necessary, a system of strategies to address the various needs of homeless *persons and persons at-risk of homelessness.* The goal of County of Riverside Continuum of Care is to coordinate homeless efforts to meet the varied needs of the County's homeless residents while at the same time establishing policies and procedures for such. The objective of reducing homelessness is promoted throughout the County by encouraging support from a wide-range of community stakeholders including businesses, community service groups, formerly homeless individuals, local government, law-enforcement, education sector, neighborhood groups, non-profit organizations, and private foundations. The CoC seeks to improve coordination and integration with mainstream resources and other community programs for people who are experiencing homelessness or are at-risk of becoming homeless. The CoC is made up of a Board of Governance, a CoC membership committee and about six standing committees that meet on a regular basis to share information about services among participating agencies and setting funding priorities and policies. This provides collaboration between providers of housing and homeless assistance programs and other federal programs.

The County ESG program requires coordination with the CoC and communication among participating agencies to meet the needs of the population and subpopulations experiencing homelessness within the geographic area of Riverside County. Aspects of the 2017-2018 OYAP development process and implementation of project objectives was a result of meeting and collaborating with the CoC membership as well as with other agencies and organizations that serve Riverside County residents. These meetings helped identify priority needs and the level of need for various coordinated housing and homeless efforts in the County. (Continued in Appendix E)

Describe consultation with the Continuum(s) of Care that serves the jurisdiction's area in determining how to allocate ESG funds, develop performance standards for and evaluate outcomes of projects and activities assisted by ESG funds, and develop funding, policies and procedures for the operation and administration of HMIS

The ESG program requires coordination among participating agencies and the CoC. All ESG funded subrecipients of the County are experienced homeless providers with a demonstrated track record in fiscal management and the provision of housing and supportive services targeted to the homeless. ESG funded agencies must participate in the CoC. The CoC has over 100 members including homelessness assistance providers, veteran service representatives, victim service providers, Public Housing Agency, Mental Health Agency, formerly homeless individuals, and government organizations. The CoC meets on a regular basis, sharing information about services among participating agencies and setting funding priorities and policies for homeless.

The Riverside County EDA, the ESG recipient, consulted with the CoC to discuss the allocation of ESG funds in ways that:

- Coordinate across regional entitlement jurisdictions by developing and utilizing standardized eligibility and assessment tools;
- Support federal and local goals for priority populations;
- Allow for variations in the program design that responds to the needs and resources of the jurisdiction; and
- Comply with eligibility and verification requirements (HMIS, housing status, homeless definitions, etc.)

Written standards were developed in conjunction with ESG recipients (Riverside County (EDA), City of Riverside, and the City of Moreno Valley) and service providers to allow for input on the standards and the process of full implementation.

(Continued in Appendix E)

2. Describe Agencies, groups, organizations and others who participated in the process and describe the jurisdiction's consultations with housing, social service agencies and other entities

1	**Agency/Group/Organization**	RIVERSIDE COUNTY OF DEPARTMENT OF PUBLIC SOCIAL SERVICES
	Agency/Group/Organization Type	Services-homeless Lead Agency-Continuum of Care
	What section of the Plan was addressed by Consultation?	Homeless Needs - Chronically homeless Homeless Needs - Families with children Homelessness Needs - Veterans Homelessness Needs - Unaccompanied youth Homelessness Strategy
	Briefly describe how the Agency/Group/Organization was consulted. What are the anticipated outcomes of the consultation or areas for improved coordination?	Through the outreach process, the County has identified homelessness, rapid re-housing, and homelessness prevention services as a priority. These services will help strengthen the Continuum of Care strategy. Department was consulted on the development of the Plan and input related to their programs and services has been included in the document. Together, the goal is to strengthen the Continuum of Care strategy.
2	**Agency/Group/Organization**	HOUSING AUTHORITY OF COUNTY OF RIVERSIDE
	Agency/Group/Organization Type	PHA Services - Housing Services-homeless Other government – County

	What section of the Plan was addressed by Consultation?	Housing Need Assessment Public Housing Needs Homeless Needs - Chronically homeless Homeless Needs - Families with children Homelessness Needs - Veterans Homelessness Needs - Unaccompanied youth Homelessness Strategy Non-Homeless Special Needs
	Briefly describe how the Agency/Group/Organization was consulted. What are the anticipated outcomes of the consultation or areas for improved coordination?	The Housing Authority of the County of Riverside (HACR) is a public agency chartered by the State of California to administer the development, rehabilitation or financing of affordable housing programs and was consulted for information on public housing matters and housing development initiatives. Department was consulted on the development of the Plan and input related to their services has been taken into consideration in the document.
3	**Agency/Group/Organization**	WORKFORCE DEVELOPMENT CENTER
	Agency/Group/Organization Type	Services-Employment Other government - County
	What section of the Plan was addressed by Consultation?	Economic Development Employment, Career Counseling, Training Services
	Briefly describe how the Agency/Group/Organization was consulted. What are the anticipated outcomes of the consultation or areas for improved coordination?	Department was consulted on the development of the Plan and input related to their Employment, Career Counseling, and Training Services have been taken into consideration in the document. (Agency response included in Appendix D)
4	**Agency/Group/Organization**	Fair Housing Council of Riverside County, Inc.,
	Agency/Group/Organization Type	Service-Fair Housing Regional organization

OMB Control No: 2506-0117 (exp. 07/31/2015)

	What section of the Plan was addressed by Consultation?	Fair Housing Services
	Briefly describe how the Agency/Group/Organization was consulted. What are the anticipated outcomes of the consultation or areas for improved coordination?	The vital range of "no-cost" fair housing services provided to eligible clientele throughout the County's Urban County program areas that are victimized and affected by illegal housing practices were evaluated and have been taken into consideration in the document.(Agency response included in Appendix D)
5	**Agency/Group/Organization**	COMMUNITY ACTION PARTNERSHIP
	Agency/Group/Organization Type	Services-Children Services-Elderly Persons Services-Health Services-Education Services-Employment Regional organization
	What section of the Plan was addressed by Consultation?	Anti-poverty Strategy
	Briefly describe how the Agency/Group/Organization was consulted. What are the anticipated outcomes of the consultation or areas for improved coordination?	A Memorandum of Request for Participation was sent via email/US postal mail to Community Action Partnership of Riverside County seeking input regarding the programs they provide to the County's low-income residents, including the support mechanisms used to move them toward self-sufficiency. The expected outcome is to identify and evaluate other resources, opportunities, strategies, and efforts to address the needs and challenges impacting these LMI population groups within the County.
6	**Agency/Group/Organization**	Coachella Valley Rescue Mission
	Agency/Group/Organization Type	Services-homeless

	What section of the Plan was addressed by Consultation?	Homeless Needs - Chronically homeless Homeless Needs - Families with children Homelessness Needs - Veterans Homelessness Needs - Unaccompanied youth Homelessness Strategy
	Briefly describe how the Agency/Group/Organization was consulted. What are the anticipated outcomes of the consultation or areas for improved coordination?	A Memorandum of Request for Participation was sent via email/US postal mail to the Organization seeking input regarding homeless programs and services they provide. The expected outcome is to identify and evaluate available resources, opportunities, strategies, and other efforts that address the needs and challenges impacting these LMI population groups within the County.
7	**Agency/Group/Organization**	CITY OF BANNING
	Agency/Group/Organization Type	Other government - Local
	What section of the Plan was addressed by Consultation?	Citizen Participation Process
	Briefly describe how the Agency/Group/Organization was consulted. What are the anticipated outcomes of the consultation or areas for improved coordination?	A Memorandum of Request for Participation was sent to the City via email seeking input on the development of the Plan and input related to projects the City intends to fund in FY 2017-18. Each cooperating city is responsible for carrying out their own CDBG citizen participation and application process. The expected outcome is to identify and evaluate other resources, opportunities, strategies, and efforts that address the needs and challenges impacting these LMI population groups within the City.
8	**Agency/Group/Organization**	CITY OF BEAUMONT
	Agency/Group/Organization Type	Other government - Local
	What section of the Plan was addressed by Consultation?	Citizen Participation Process

OMB Control No: 2506-0117 (exp. 07/31/2015)

	Briefly describe how the Agency/Group/Organization was consulted. What are the anticipated outcomes of the consultation or areas for improved coordination?	A Memorandum of Request for Participation was sent to the City via email seeking input on the development of the Plan and input related to projects the City intends to fund in FY 2017-18. Each cooperating city is responsible for carrying out their own CDBG citizen participation and application process. The expected outcome is to identify and evaluate other resources, opportunities, strategies, and efforts that address the needs and challenges impacting these LMI population groups within the City.
9	**Agency/Group/Organization**	CITY OF BLYTHE
	Agency/Group/Organization Type	Other government - Local
	What section of the Plan was addressed by Consultation?	Citizen Participation Process
	Briefly describe how the Agency/Group/Organization was consulted. What are the anticipated outcomes of the consultation or areas for improved coordination?	A Memorandum of Request for Participation was sent to the City via email seeking input on the development of the Plan and input related to projects the City intends to fund in FY 2017-18. Each cooperating city is responsible for carrying out their own CDBG citizen participation and application process. The expected outcome is to identify and evaluate other resources, opportunities, strategies, and efforts that address the needs and challenges impacting these LMI population groups within the City.
10	**Agency/Group/Organization**	City of Canyon Lake
	Agency/Group/Organization Type	Other government - Local
	What section of the Plan was addressed by Consultation?	Citizen Participation Process

	Briefly describe how the Agency/Group/Organization was consulted. What are the anticipated outcomes of the consultation or areas for improved coordination?	A Memorandum of Request for Participation was sent to the City via email seeking input on the development of the Plan and input related to projects the City intends to fund in FY 2017-18. Each cooperating city is responsible for carrying out their own CDBG citizen participation and application process. The expected outcome is to identify and evaluate other resources, opportunities, strategies, and efforts that address the needs and challenges impacting these LMI population groups within the City.
11	**Agency/Group/Organization**	CITY OF COACHELLA
	Agency/Group/Organization Type	Other government - Local
	What section of the Plan was addressed by Consultation?	Citizen Participation Process
	Briefly describe how the Agency/Group/Organization was consulted. What are the anticipated outcomes of the consultation or areas for improved coordination?	A Memorandum of Request for Participation was sent to the City via email seeking input on the development of the Plan and input related to projects the City intends to fund in FY 2017-18. Each cooperating city is responsible for carrying out their own CDBG citizen participation and application process. The expected outcome is to identify and evaluate other resources, opportunities, strategies, and efforts that address the needs and challenges impacting these LMI population groups within the City.
12	**Agency/Group/Organization**	CITY OF DESERT HOT SPRINGS
	Agency/Group/Organization Type	Other government - Local
	What section of the Plan was addressed by Consultation?	Citizen Participation Process

	Briefly describe how the Agency/Group/Organization was consulted. What are the anticipated outcomes of the consultation or areas for improved coordination?	A Memorandum of Request for Participation was sent to the City via email seeking input on the development of the Plan and input related to projects the City intends to fund in FY 2017-18. Each cooperating city is responsible for carrying out their own CDBG citizen participation and application process. The expected outcome is to identify and evaluate other resources, opportunities, strategies, and efforts that address the needs and challenges impacting these LMI population groups within the City.
13	**Agency/Group/Organization**	City of Eastvale
	Agency/Group/Organization Type	Other government - Local
	What section of the Plan was addressed by Consultation?	Citizen Participation Process
	Briefly describe how the Agency/Group/Organization was consulted. What are the anticipated outcomes of the consultation or areas for improved coordination?	A Memorandum of Request for Participation was sent to the City via email seeking input on the development of the Plan and input related to projects the City intends to fund in FY 2017-18. Each cooperating city is responsible for carrying out their own CDBG citizen participation and application process. The expected outcome is to identify and evaluate other resources, opportunities, strategies, and efforts that address the needs and challenges impacting these LMI population groups within the City.
14	**Agency/Group/Organization**	City of Indian Wells
	Agency/Group/Organization Type	Other government - Local
	What section of the Plan was addressed by Consultation?	Citizen Participation Process

	Briefly describe how the Agency/Group/Organization was consulted. What are the anticipated outcomes of the consultation or areas for improved coordination?	A Memorandum of Request for Participation was sent to the City via email seeking input on the development of the Plan and input related to projects the City intends to fund in FY 2017-18. Each cooperating city is responsible for carrying out their own CDBG citizen participation and application process. The expected outcome is to identify and evaluate other resources, opportunities, strategies, and efforts that address the needs and challenges impacting these LMI population groups within the City.
15	**Agency/Group/Organization**	CITY OF LA QUINTA
	Agency/Group/Organization Type	Other government - Local
	What section of the Plan was addressed by Consultation?	Citizen Participation Process
	Briefly describe how the Agency/Group/Organization was consulted. What are the anticipated outcomes of the consultation or areas for improved coordination?	A Memorandum of Request for Participation was sent to the City via email seeking input on the development of the Plan and input related to projects the City intends to fund in FY 2017-18. Each cooperating city is responsible for carrying out their own CDBG citizen participation and application process. The expected outcome is to identify and evaluate other resources, opportunities, strategies, and efforts that address the needs and challenges impacting these LMI population groups within the City.
16	**Agency/Group/Organization**	CITY OF LAKE ELSINORE
	Agency/Group/Organization Type	Other government - Local
	What section of the Plan was addressed by Consultation?	Citizen Participation Process

	Briefly describe how the Agency/Group/Organization was consulted. What are the anticipated outcomes of the consultation or areas for improved coordination?	A Memorandum of Request for Participation was sent to the City via email seeking input on the development of the Plan and input related to projects the City intends to fund in FY 2017-18. Each cooperating city is responsible for carrying out their own CDBG citizen participation and application process. The expected outcome is to identify and evaluate other resources, opportunities, strategies, and efforts that address the needs and challenges impacting these LMI population groups within the City.
17	**Agency/Group/Organization**	CITY OF MURRIETA
	Agency/Group/Organization Type	Other government - Local
	What section of the Plan was addressed by Consultation?	Citizen Participation Process
	Briefly describe how the Agency/Group/Organization was consulted. What are the anticipated outcomes of the consultation or areas for improved coordination?	A Memorandum of Request for Participation was sent to the City via email seeking input on the development of the Plan and input related to projects the City intends to fund in FY 2017-18. Each cooperating city is responsible for carrying out their own CDBG citizen participation and application process. The expected outcome is to identify and evaluate other resources, opportunities, strategies, and efforts that address the needs and challenges impacting these LMI population groups within the City.
18	**Agency/Group/Organization**	City of Norco
	Agency/Group/Organization Type	Other government - Local
	What section of the Plan was addressed by Consultation?	Citizen Participation Process

	Briefly describe how the Agency/Group/Organization was consulted. What are the anticipated outcomes of the consultation or areas for improved coordination?	A Memorandum of Request for Participation was sent to the City via email seeking input on the development of the Plan and input related to projects the City intends to fund in FY 2017-18. Each cooperating city is responsible for carrying out their own CDBG citizen participation and application process. The expected outcome is to identify and evaluate other resources, opportunities, strategies, and efforts that address the needs and challenges impacting these LMI population groups within the City.
19	**Agency/Group/Organization**	CITY OF SAN JACINTO
	Agency/Group/Organization Type	Other government - Local
	What section of the Plan was addressed by Consultation?	Citizen Participation Process
	Briefly describe how the Agency/Group/Organization was consulted. What are the anticipated outcomes of the consultation or areas for improved coordination?	A Memorandum of Request for Participation was sent to the City via email seeking input on the development of the Plan and input related to projects the City intends to fund in FY 2017-18. Each cooperating city is responsible for carrying out their own CDBG citizen participation and application process. The expected outcome is to identify and evaluate other resources, opportunities, strategies, and efforts that address the needs and challenges impacting these LMI population groups within the City.
20	**Agency/Group/Organization**	City of Wildomar
	Agency/Group/Organization Type	Other government - Local
	What section of the Plan was addressed by Consultation?	Citizen Participation Process

	Briefly describe how the Agency/Group/Organization was consulted. What are the anticipated outcomes of the consultation or areas for improved coordination?	A Memorandum of Request for Participation was sent to the City via email seeking input on the development of the Plan and input related to projects the City intends to fund in FY 2017-18. Each cooperating city is responsible for carrying out their own CDBG citizen participation and application process. The expected outcome is to identify and evaluate other resources, opportunities, strategies, and efforts that address the needs and challenges impacting these LMI population groups within the City.
21	**Agency/Group/Organization**	PATH OF LIFE MINISTRIES
	Agency/Group/Organization Type	Services-homeless
	What section of the Plan was addressed by Consultation?	Homeless Needs - Chronically homeless Homeless Needs - Families with children Homelessness Needs - Veterans
	Briefly describe how the Agency/Group/Organization was consulted. What are the anticipated outcomes of the consultation or areas for improved coordination?	A Memorandum of Request for Participation was sent to the Organization via email/US postal mail seeking input regarding the homeless programs and services they provide. The expected outcome is to identify and evaluate other resources, opportunities, strategies, and other efforts to address the needs and challenges impacting these LMI population groups within the County.
22	**Agency/Group/Organization**	Coachella Valley Housing Coalition (CVHC)
	Agency/Group/Organization Type	Housing
	What section of the Plan was addressed by Consultation?	Program services consultation-Housing

OMB Control No: 2506-0117 (exp. 07/31/2015)

	Briefly describe how the Agency/Group/Organization was consulted. What are the anticipated outcomes of the consultation or areas for improved coordination?	A Memorandum of Request for Participation was sent to the Organization via email/US postal mail seeking input regarding the housing programs and services they provide. The expected outcome is to identify and evaluate other resources, opportunities, strategies, and other efforts to address the needs and challenges impacting these LMI population groups within the County. The CVRM Residential Programs enhance the community by helping the underserved achieve independence within the community. Additionally, they have made reciprocal arrangements with many local agencies in order to better serve clients.
23	**Agency/Group/Organization**	Desert AIDS Project, Inc.
	Agency/Group/Organization Type	Services-Persons with HIV/AIDS
	What section of the Plan was addressed by Consultation?	Program services consultation
	Briefly describe how the Agency/Group/Organization was consulted. What are the anticipated outcomes of the consultation or areas for improved coordination?	A Memorandum of Request for Participation was sent to the Organization via email/US postal mail seeking input regarding the support programs and services they provide including housing, case management, and counseling. The expected outcome is to identify and evaluate other resources, opportunities, strategies, and other efforts to address the needs and challenges impacting these LMI population groups within the County.
24	**Agency/Group/Organization**	Family Services of the Desert
	Agency/Group/Organization Type	Services-Victims of Domestic Violence Emergency Food Distribution
	What section of the Plan was addressed by Consultation?	Program services consultation

OMB Control No: 2506-0117 (exp. 07/31/2015)

	Briefly describe how the Agency/Group/Organization was consulted. What are the anticipated outcomes of the consultation or areas for improved coordination?	A Memorandum of Request for Participation was sent to the Organization via email seeking input regarding the counseling and family support services and food programs they provide. The expected outcome is to identify and evaluate other resources, opportunities, strategies, and other efforts to address the needs and challenges impacting these LMI population groups within the County.
25	**Agency/Group/Organization**	Foothill AIDS Project
	Agency/Group/Organization Type	Services-Persons with HIV/AIDS
	What section of the Plan was addressed by Consultation?	Program services consultation
	Briefly describe how the Agency/Group/Organization was consulted. What are the anticipated outcomes of the consultation or areas for improved coordination?	A Memorandum of Request for Participation was sent to the Organization via email seeking input regarding the support services they provide including housing, case management, transportation, and counseling. The expected outcome is to identify and evaluate other resources, opportunities, strategies, and other efforts to address the needs and challenges impacting these LMI population groups within the County.
26	**Agency/Group/Organization**	Martha's Village and Kitchen
	Agency/Group/Organization Type	Services - Housing Services-Health Services-Education
	What section of the Plan was addressed by Consultation?	Homeless Needs - Chronically homeless Program services consultation

OMB Control No: 2506-0117 (exp. 07/31/2015)

	Briefly describe how the Agency/Group/Organization was consulted. What are the anticipated outcomes of the consultation or areas for improved coordination?	A Memorandum of Request for Participation was sent to the Organization via email/US postal mail seeking input regarding the emergency shelter housing, medical care, food program, counseling, and career development services they provide. The expected outcome is to identify and evaluate other resources, opportunities, strategies, and other efforts to address the needs and challenges impacting these targeted LMI population groups within the County.(Agency response included in Appendix D)
27	**Agency/Group/Organization**	Habitat for Humanity Inland Valley
	Agency/Group/Organization Type	Housing Services - Housing
	What section of the Plan was addressed by Consultation?	Housing Need Assessment Home Repair for Suitable Living Environment
	Briefly describe how the Agency/Group/Organization was consulted. What are the anticipated outcomes of the consultation or areas for improved coordination?	A Memorandum of Request for Participation was sent to the Organization via email/US postal mail seeking input regarding the housing programs and services they provide. The expected outcome is to identify and evaluate other resources, opportunities, strategies, and other efforts to address the needs and challenges impacting these LMI population groups within the County. (Agency response included in Appendix D)
28	**Agency/Group/Organization**	SAFE ALTERNATIVES FOR EVERYONE, INC.
	Agency/Group/Organization Type	Housing Services-Victims of Domestic Violence Shelter
	What section of the Plan was addressed by Consultation?	Program services consultation - Victims of Domestic Violence

OMB Control No: 2506-0117 (exp. 07/31/2015)

	Briefly describe how the Agency/Group/Organization was consulted. What are the anticipated outcomes of the consultation or areas for improved coordination?	A Memorandum of Request for Participation was sent to the Organization via email/US postal mail seeking input regarding the shelter program, case management, and mental health services they provide. The expected outcome is to identify and evaluate other resources, opportunities, strategies, and other efforts to address the needs and challenges impacting these LMI population groups within the County.
29	**Agency/Group/Organization**	SMALL BUSINESS DEVELOPMENT CENTER
	Agency/Group/Organization Type	Services-Employment Business Development
	What section of the Plan was addressed by Consultation?	Economic Development Program services consultation- Employment/Business Development
	Briefly describe how the Agency/Group/Organization was consulted. What are the anticipated outcomes of the consultation or areas for improved coordination?	A Memorandum of Request for Participation was sent to the Organization via email/US postal mail seeking input regarding the business services and programs they provide. The expected outcome is to identify and evaluate other resources, opportunities, strategies, and other efforts to address the needs and challenges impacting targeted LMI population groups within the County.
30	**Agency/Group/Organization**	Valley-Wide Recreation and Park District
	Agency/Group/Organization Type	Services-Children
	What section of the Plan was addressed by Consultation?	Program services availability to children/youth
	Briefly describe how the Agency/Group/Organization was consulted. What are the anticipated outcomes of the consultation or areas for improved coordination?	A Memorandum of Request for Participation was sent to the Organization via email/US postal mail seeking input regarding the services and programs they provide. The expected outcome is to identify and evaluate other resources, opportunities, strategies, and other efforts to address the needs and challenges impacting these LMI population groups within the County.

OMB Control No: 2506-0117 (exp. 07/31/2015)

31	**Agency/Group/Organization**	WESTERN RIVERSIDE COUNCIL OF GOVERNMENTS
	Agency/Group/Organization Type	Business and Civic Leaders
	What section of the Plan was addressed by Consultation?	Market Analysis Program services consultation
	Briefly describe how the Agency/Group/Organization was consulted. What are the anticipated outcomes of the consultation or areas for improved coordination?	A Memorandum of Request for Participation was sent to the Department via email seeking input regarding their varied program areas which include transportation, environment, energy, economy, and health. The expected outcome is to identify and evaluate other resources, opportunities, strategies, and other efforts to address the needs and challenges impacting LMI population groups within the County.
32	**Agency/Group/Organization**	Riverside County Mental Health
	Agency/Group/Organization Type	Health Agency Other government - County
	What section of the Plan was addressed by Consultation?	Program services consultation-Suitable/Healthy Living Environment
	Briefly describe how the Agency/Group/Organization was consulted. What are the anticipated outcomes of the consultation or areas for improved coordination?	A Memorandum of Request for Participation was sent to the Department via email seeking input regarding the mental health services and programs they provide. The expected outcome is to identify and evaluate other resources, opportunities, strategies, and other efforts to address the needs and challenges impacting targeted low- to moderate-income population groups within the County.
33	**Agency/Group/Organization**	COACHELLA VALLEY WOMEN'S BUSINESS CENTER
	Agency/Group/Organization Type	Services-Employment
	What section of the Plan was addressed by Consultation?	Economic Development Program services consultation- Economic Opportunities

OMB Control No: 2506-0117 (exp. 07/31/2015)

	Briefly describe how the Agency/Group/Organization was consulted. What are the anticipated outcomes of the consultation or areas for improved coordination?	A Memorandum of Request for Participation was sent to the Organization via email/US postal mail seeking input regarding the business services and programs they provide. The expected outcome is to identify and evaluate other resources, opportunities, strategies, and other efforts to address the needs and challenges impacting LMI population groups within the County.
34	**Agency/Group/Organization**	COACHELLA VALLEY ECONOMIC PARTNERSHIP
	Agency/Group/Organization Type	Services-Education
	What section of the Plan was addressed by Consultation?	Program services consultation
	Briefly describe how the Agency/Group/Organization was consulted. What are the anticipated outcomes of the consultation or areas for improved coordination?	A Memorandum of Request for Participation was sent to the Organization via email/US postal mail seeking input regarding the services and programs they provide related to economic development. The expected outcome is to identify and evaluate other resources, opportunities, strategies, and other efforts to address the needs and challenges impacting targeted LMI population groups within the County.
35	**Agency/Group/Organization**	GREATER RIVERSIDE HISPANIC CHAMBER OF COMMERCE
	Agency/Group/Organization Type	Business Leaders
	What section of the Plan was addressed by Consultation?	Economic Development Program services consultation
	Briefly describe how the Agency/Group/Organization was consulted. What are the anticipated outcomes of the consultation or areas for improved coordination?	A Memorandum of Request for Participation was sent to the Organization via email/US postal mail seeking input regarding their small business and economic development services and programs they provide. The expected outcome is to identify and evaluate other resources, opportunities, strategies, and other efforts to address the needs and challenges impacting LMI population groups within the County.

OMB Control No: 2506-0117 (exp. 07/31/2015)

36	**Agency/Group/Organization**	BOYS & GIRLS CLUB SAN GORGONIO PASS
	Agency/Group/Organization Type	Services-Children
	What section of the Plan was addressed by Consultation?	Program services -Children/Youth
	Briefly describe how the Agency/Group/Organization was consulted. What are the anticipated outcomes of the consultation or areas for improved coordination?	A Memorandum of Request for Participation was sent to the Organization via email/US postal mail seeking input regarding the youth/children services and programs they provide. The expected outcome is to identify and evaluate other resources, opportunities, strategies, and other efforts to address the needs and challenges impacting LMI population groups within the County.
37	**Agency/Group/Organization**	Riverside County Veterans Services
	Agency/Group/Organization Type	Other government - County Veterans Services
	What section of the Plan was addressed by Consultation?	Homelessness Needs - Veterans Program services- Veterans
	Briefly describe how the Agency/Group/Organization was consulted. What are the anticipated outcomes of the consultation or areas for improved coordination?	A Memorandum of Request for Participation was sent to the Department via email/US postal mail seeking input regarding the veteran services they provide. The expected outcome is to identify and evaluate other resources, opportunities, strategies, and other efforts to address the needs and challenges impacting LMI population groups within the County.
38	**Agency/Group/Organization**	COLLEGE OF THE DESERT
	Agency/Group/Organization Type	Services-Education Services-Employment
	What section of the Plan was addressed by Consultation?	Program services consultation

OMB Control No: 2506-0117 (exp. 07/31/2015)

	Briefly describe how the Agency/Group/Organization was consulted. What are the anticipated outcomes of the consultation or areas for improved coordination?	A Memorandum of Request for Participation was sent to the College via email/US postal mail seeking input regarding the educational and support services they provide. The expected outcome is to identify and evaluate other resources, opportunities, strategies, and other efforts to address the needs and challenges impacting LMI population groups within the County.
39	**Agency/Group/Organization**	RIVERSIDE COUNTY OFFICE ON AGING
	Agency/Group/Organization Type	Services-Elderly Persons Services-Persons with Disabilities Services-Employment Other government - County Outreach and support services
	What section of the Plan was addressed by Consultation?	Program services delivery
	Briefly describe how the Agency/Group/Organization was consulted. What are the anticipated outcomes of the consultation or areas for improved coordination?	A Memorandum of Request for Participation was sent to the Organization via email seeking input regarding the senior services and programs they provide. The expected outcome is to identify and evaluate other resources, opportunities, strategies, and other efforts to address the needs and challenges impacting these low-to moderate-income population groups within the County. Issues are addressed that relate to older Californians, to develop community-based systems of care that provide services which support independence within California's interdependent society, and which protect the quality of life of older persons and persons with functional impairments, and to promote citizen involvement in the planning and delivery of services. (Agency response included in Appendix D)

Table 2 – Agencies, groups, organizations who participated/contacted

Identify any Agency Types not consulted and provide rationale for not consulting

The County attempted to invite and consult with many agency types involved in housing, homelessness, community development, and economic development activities. There was no decision to exclude any specific group. Many organizations simply did not respond to the invitation to participate.

Other local/regional/state/federal planning efforts considered when preparing the Plan

Name of Plan	Lead Organization	How do the goals of your Strategic Plan overlap with the goals of each plan?
Continuum of Care	County of Riverside Department of Public Social Services	Through the outreach process, the County has identified homelessness, rapid re-housing, and homelessness prevention services as a priority. These services will help strengthen the Continuum of Care Strategy.
Riverside County General Plan -Housing Element 2013-2021	County of Riverside Planning Department	State law requires that the Housing Element consist of an identification and analysis of existing and projected housing needs, and a statement of goals, policies, quantified objectives, and programs for the preservation, improvement, and development of housing. Policies established in this plan help guide decision-making and sets forth an action program to implement housing goals in the OYAP for the purpose of creating decent housing and a suitable living environment. http://planning.rctlma.org/Home/MajorPlanningEffortsInProcess/AdministrativeDraftHousingElement2013-2021.aspx
County of Riverside Fair Housing Impediments Study	Fair Housing Council	The Fair Housing Council of Riverside County (FHCRC) has been contracted by the County to provide comprehensive services which affirmatively address and promote fair housing (anti-discrimination) rights, and further other housing opportunities for all persons without regard to race, color, national origin, religion, sex, familial status (presence of children), disability, ancestry, age, sexual orientation, marital status, source of income or other arbitrary factors. The Fair Housing Impediments Study is a requirement pursuant to HUD CDBG regulations. The value of the study is that it identifies and analyzes the most significant barriers affecting fair housing choices and outlines specific steps to address and overcome the effects of any impediments. Recommended strategies in the One Year Action Plan (OYAP) will be implemented by the County and results will be reported in the year-end Consolidated Annual Performance and Evaluation Report (CAPER).(Agency response included in Appendix D) http://www.rivcoeda.org/LinkClick.aspx?fileticket=EQ5LT9yjI3g%3d&tabid=1381

Name of Plan	Lead Organization	How do the goals of your Strategic Plan overlap with the goals of each plan?
Annual Plan	Housing Authority of the County of Riverside	Plan is used to express the Public Housing Authority's quantifiable goals and objectives for a 5-Year period. The primary mission of the Housing Authority is to provide affordable, decent, safe and sanitary housing opportunities to LMI families, elderly, and disabled persons, while supporting programs to foster economic self-sufficiency which overlap with those proposed by the County. http://www.harivco.org/Resources/ConsolidatedPlanforRiversideCounty/tabid/114/Default.aspx
Child Care Needs Assessment and Strategic Plan July 2015-June 2020	Riverside County Child Care Consortium	The Plan was useful in the development of the Five-Year ConPlan and 2017-2018 OYAP as it assists in the alignment of the Riverside County Child Care Consortium's quantifiable goals and objectives to provide advocacy and resources in the establishment and support of quality, affordable, and accessible child care services for children and families in Riverside County through community partnerships, such as the County. http://consortiumels.org/PDFs/2015-2020_CCNA&Strategic_Plan.pdf
Workforce Development Board Strategic Action Plan 2015-18	Riverside County Workforce Development Board (WDB)	The Workforce Development Division, in partnership with the WDB, strategy and plan are designed to provide direction for prioritizing future initiatives, allocating limited resources, and focusing efforts on services that are relevant to business and industry, to individuals, and to the community. The goals related to improving educational and job readiness and increasing the number of residents with living wage jobs overlap with the Five-Year ConPlan and 2017-2018 OYAP. (Agency response included in Appendix D) http://www.rivcoworkforce.com/WDB/tabid/66/ItemId/147/Default.aspx

Name of Plan	Lead Organization	How do the goals of your Strategic Plan overlap with the goals of each plan?
2016/2017 Community Action Plan (Parts 1 & 2)	Community Action Partnership of Riverside County (CAP)	CAP identifies and assesses poverty related needs and resources in the community and establishes a detailed plan, goals, and priorities for delivering services to individuals and families most affected by poverty. The CAP Strategic Plan, similar to the County plan, supports activities that assist LMI families and individuals, homeless families and individuals, migrant or seasonal farm workers and elderly low-income individuals and families by helping to remove obstacles and solve problems that can block the achievement of self-sufficiency. http://www.capriverside.org/Portals/0/PDF/CAP%20Riverside%202016-2017%20CAP%20Part%20I_Submitted%207-29-15.pdfhttp://www.capriverside.org/Portals/0/PDF/CAP%20Riverside%202016-2017%20CAP%20Part%20II_Submitted%207-29-15.pdf
FY 16-17 MHSA Plan-Update FINAL	Riverside University Health System - Behavioral Health	The Mental Health Services Act (MHSA) Program and Expenditure Plan was useful in the development of the Five-Year ConPlan and 2017-2018 OYAP as it expresses the type of programs designed that include treatment, case management, transportation, housing, crisis intervention, education/training, vocational and employment services as well as socialization and recreational activities focusing on community collaboration, cultural competence, client and family-driven services and systems, wellness focus, integrated service experiences for clients and families, as well as serving the unserved and underserved. Housing is also a large aspect of the Community services and supports component. The leveraging of resources and collaboration efforts, as well as with other community partners, works to achieve mutual goals and outcomes. http://www.rcdmh.org/Portals/0/PDF/MHSA/MHSA%20PLAN%20UPDATES/FINAL%20FINAL%20Riverside%20County%20MHSA%20Plan%20FY16_17_Revised%20Budget_Certs%20Signed%209%2028%202016%20Single.pdf?ver=2016-11-08-155519-803

OMB Control No: 2506-0117 (exp. 07/31/2015)

Name of Plan	Lead Organization	How do the goals of your Strategic Plan overlap with the goals of each plan?
Riverside University Health System-Public Health Strategic Plan 2016-2020	Riverside University Health System (RUHS) - Public Health	Strong partnerships and a common goal of improving the health for all Riverside County, led to the formation of the Riverside County Health Coalition in 2009 and the Healthy Riverside County Initiative in 2012. This created a foundation for a broader community health improvement movement known as SHAPE Riverside County. The Strategic Health Alliance Pursuing Equity (SHAPE) was formed in January 2015 to address health and social issues that impact the daily lives of Riverside County residents. Building on the strength of existing relationships, the SHAPE movement aims to leverage local resources and work with new and non-traditional partners. Together, this community partnership works to identify key health priorities and address them in innovative ways by aligning public and private interests. These goals are aligned with the County's CPD program objectives which seek to promote viable/suitable communities through partnerships, policies, systems, and initiatives. (Agency response included in Appendix D, unchanged from previous year) http://www.rivcoph.org/Portals/0/DOPH_Strategic_Plan_2016-2020_FINAL.pdf
2016-2020 Area Plan on Aging	Riverside County Office on Aging	The Riverside County Office on Aging engages in outreach, education and advocacy activities, and develops comprehensive strategic plans (including the Area Plan) to assist adults as they age. This Area Plan illustrates how the Office on Aging is preparing to adapt to impending changes through the development of specific goals and objectives that focus on providing older adults with access to the services they need as they age, helping them to live strong and healthy lives, to provide them with options for choices about how, when and where they receive services. http://www.rcaging.org/Portals/0/uploads/Publications/Area_Plan_2016-2020.pdf?ver=2017-03-22-084927-517

Name of Plan	Lead Organization	How do the goals of your Strategic Plan overlap with the goals of each plan?
2016-2021 Strategic Plan	First 5 Riverside	The County's Five-Year ConPlan and 2017-2018 OYAP overlap with the 2016-2021 First 5 Riverside Strategic Plan funding priorities that support the California Children and Families Acts intent for the creation and implementation of an integrated, comprehensive, and collaborative system of information and services to enhance optimal early childhood development and to ensure children are ready to enter school. The plan focuses on maximizing specific strategic priorities in early learning, child health, family strengthening, and systems and networks for the benefit of Riverside County. http://www.rccfc.org/Documents/Strategic%20Plan%202016-2021.pdf
Impact Report	Voices for Children (VFC)	The CASA (Court Appointed Special Advocates) VFC Program in Riverside County is a resource for children in the foster care system. VFC recruits, trains, and supervisors CASAs to advocate on behalf of Riverside County foster children in Court and in the community. The Plan was useful in the development of the Five-Year ConPlan and 2017-2018 OYAP as it assists in the alignment of goals and objectives that help to transform the lives of abused or abandoned children by providing crucial support through programs and services. (Agency response included in Appendix D) https://www.speakupnow.org/riverside-county-initiative/
County of Riverside 2016 Point-in-Time Homeless Co	County of Riverside Department of Public Social Services	The point-in-time count helps develop strategies to help homeless individuals and families. The County has identified homelessness, rapid re-housing, and homelessness prevention services as a priority. http://dpss.co.riverside.ca.us/files/pdf/homeless/2016-homeless-pit-report-final-5-9-15.pdf
County of Riverside 10-Year Strategy to End Homelessness	County of Riverside Continuum of Care	The 10-year strategy developed by the CoC, a network of private and public sector homeless service providers, and the County's OYAP both recommend courses of action to end and not merely manage or maintain homelessness. http://www.endhomeless.info/pdf/Riv_County-10year.pdf

OMB Control No: 2506-0117 (exp. 07/31/2015)

Name of Plan	Lead Organization	How do the goals of your Strategic Plan overlap with the goals of each plan?
County of Riverside Executive Oversight Committee on Homelessness 2017 plan to end and prevent homelessness (Draft)	County of Riverside Executive Office	The plan includes input from the Continuum of Care and strategies based on the HEARTH Act.
EDA- Economic Development	Economic Development	The plan elaborates on the overlap of the collaboration and leveraging of financial and human resources which are the cornerstone principles guiding Economic Development in the County. (Division response included in Appendix D)

Table 3 – Other local / regional / federal planning efforts

Narrative (optional)

The County's program covers the unincorporated areas, participating cities, and one Joint/Metropolitan City. The County initiated its Citizen Participation (CP) process by notifying cities, community members, public/private sector agencies and departments, and those that may have an interest in the CDBG/ESG programs, to participate in the OYAP process through the Notice of Funding Availability (NOFA) process. In an effort to broaden public participation, the agency conducted Citizen Participation Public Meetings throughout the County's CPD program area. These communities are representative of the unincorporated communities in the County with concentrations of LMI households, minority households, excessive poverty rates, and other community development needs.

Organizations were consulted on an individual and group basis, as well as part of public meetings and through written correspondence.

AP-12 Participation – 91.105, 91.200(c)

1. Summary of citizen participation process/Efforts made to broaden citizen participation
Summarize citizen participation process and how it impacted goal-setting

As required by HUD, regulation 24 CFR 91.105, the County complies with the Citizen Participation (CP) process to ensure adequate citizen involvement in the determination of community needs and investment in housing, homelessness, community development, and economic development. The County's approved Citizen Participation Plan (CPP) outlines the policies and procedures that were followed to encourage community outreach and community-wide participation in the development of the **2017-2018 OYAP**. The CP process is explicitly designed to accommodate and encourage participation from LMI persons, residents of slums/blighted areas, LMI areas, minority groups, non-English speaking persons, persons with disabilities, and public housing residents. The County is committed to providing equal access for all persons. For example, assistance such as accommodations for bilingual interpretation and other assistance services for those with disabilities are available upon request. For this reason also, many of our public notices, including notifications of CPD funding cycles and CP meetings, are published in both English and Spanish.

It was determined that the most appropriate and effective methods to obtain input from residents, service providers, and other interested persons concerning community development needs, issues, and opportunities is through internet outreach, CP meetings, public notices, public hearings, consultation feedback requests, memorandum of participation, and through the Urban County Participating Cities. Persons unable to participate in any aspect of the CP process were invited to provide input and/or submit comments directly to the County.

The County also conducted extensive outreach by informing prior subrecipients and local agencies of the opportunity to apply for 17-18 funding by using the online application system available on the County's EDA website. Outreach included a notice of funding availability (NOFA) with application instructions, an informational postcard sent to prior and interested applicants, and instructions to all cities participating in the County's Urban County Program to conduct their CP process. Technical assistance was available and provided during the August 1, 2016 through October 28, 2016 online application acceptance period.

In order to broaden public participation even further, EDA contacted non-profit social service providers, special districts, and other County departments and agencies to respond to a consultation feedback and/or memorandum of participation request. Previously, during the preparation of the Five-Year CP, the County developed and distributed, in English and Spanish, a comprehensive Housing and Community Development Needs Assessment survey for residents, service providers, and other stakeholders to solicit community opinions and concerns. The survey incorporated

OMB Control No: 2506-0117 (exp. 07/31/2015)

general need categories and various subcategories including, the need of providing services to children, elderly persons, persons with disabilities, persons with HIV/AIDS and their families, and homeless persons. Respondents were asked to rate each using high, medium, low, or no-need. The survey provided residents the opportunity to identify community needs that could be addressed through CPD programs over the next five years as well as assign priority among these needs. Priority needs that were established as a result of this survey continue to be addressed in the current OYAP.

The prioritization and investment decisions are a result of these collective efforts and served to identify immediate and long range needs and objectives.

Citizen Participation Outreach

Sort Order	Mode of Outreach	Target of Outreach	Summary of response/attendance	Summary of comments received	Summary of comments not accepted and reasons	URL (If applicable)
1	Internet Outreach	Minorities Non-English Speaking - Specify other language: Spanish Persons with disabilities Non-targeted/broad community Residents of Public and Assisted Housing	Public notices were posted announcing the 2017-18 application cycle, funding availability for the 2017-18 FY, notice referencing the County-EDA website for an updated list inviting residents to participate in community meetings, invitation to attend public hearings to hear comments regarding the proposed, and final 2017-18 One Year Action Plan.	There were no public oral or written comments received regarding any internet postings. Refer to public meetings, public hearings, and newspaper ads below for additional information regarding comments.	The County invites and accepts all comments. There were no comments received.	http://www.rivcoeda.org/

Sort Order	Mode of Outreach	Target of Outreach	Summary of response/attendance	Summary of comments received	Summary of comments not accepted and reasons	URL (If applicable)
2	Public Meeting	Minorities Non-English Speaking - Specify other language: Spanish Persons with disabilities Non-targeted/broad community Residents of Public and Assisted Housing	The County reached out at five (5) of the seven (7) scheduled public meetings to discuss the 2017-2018 OYAP of the 2014-2019 CP needs, goals, and strategies in relation to public facilities/ infrastructure improvements, economic development, public services, home improvement, and code enforcement. Approximately one hundred twenty-six (126) individuals were present at these community meetings attended by local officials, County staff, and community residents.	The public voiced their need for continued community clean-up and home improvement programs in their neighborhoods for LMI residents and seniors. Residents also expressed the need for more affordable housing, senior food programs, Vet programs, higher paying jobs, road improvements, fire hydrants, need for a library, youth and senior facilities/programs, park improvements, and pedestrian safety crossings/streetlights/and bus shade structures on County owned roads. In addition, there were inquiries regarding how CDBG funds can be utilized as well as a discussion on past/current funding. The Communities were also notified of the current application dates and process. (Refer to appendix D)	The County invites all comments, all comments were accepted.	

OMB Control No: 2506-0117 (exp. 07/31/2015)

Sort Order	Mode of Outreach	Target of Outreach	Summary of response/attendance	Summary of comments received	Summary of comments not accepted and reasons	URL (If applicable)
3	Newspaper Ad	Minorities Non-English Speaking - Specify other language: Spanish Persons with disabilities Non-targeted/broad community Residents of Public and Assisted Housing	A 30-day public notice (PN) was posted in the Press Enterprise (PE) on 7/26/16 publicizing the 2017-2018 CDBG/ESG application cycle and Notice of Funding Availability (NOFA) for FY 2017-18. On 2/10/17 a 30-day PN was posted in the PE announcing the 3/14/17 Public Hearing, held before the Board of Supervisors of the County of Riverside to hear public comments regarding the needs and proposed uses of the 2017-2018 CPD program funds. Representatives from thirty-six (36) organizations made presentations seeking CDBG and/or ESG funds. Three (3) other organizations submitted their presentations in writing and one (1) additional proposed project summary was submitted, all of which were entered into the record. Written and oral public comments could be submitted until 4:00 PM 3/13/17. On 6/23/17 a 14-day PN was posted in the Press Enterprise announcing that the Board of Supervisors of the County of Riverside, on 7/11/17, would hear comments or views of affected citizens, public agencies, and other interested parties on the final 2017-2018 OYAP. Written and oral public comments could be submitted until 4:00 PM on 7/10/17.	Other than applicants who spoke at the PH, three (3) other organizations submitted their presentations in writing and one (1) additional proposed project summary was submitted, all of which were entered into the record at the March 14, 2017 PH. There was no public attendance and no public oral or written comments received on the final approval of the 2017-2018 OYAP on July 11, 2017.	The County invites all comments, all comments are accepted.	

OMB Control No: 2506-0117 (exp. 07/31/2015)

Sort Order	Mode of Outreach	Target of Outreach	Summary of response/attendance	Summary of comments received	Summary of comments not accepted and reasons	URL (If applicable)
4	Public Hearing	Minorities Non-English Speaking - Specify other language: Spanish Persons with disabilities Non-targeted/broad community Residents of Public and Assisted Housing	Representatives from approximately thirty-six (36) agencies attended the 3/14/17 public hearing regarding the use of the 2017-2018 CPD funds. Three (3) other organizations submitted their presentations in writing and one (1) additional proposed project summary was submitted, all of which were entered into the record. On 7/11/17, the Board considered any comments or views of affected citizens, public agencies, and other interested parties on the final 2017-2018 OYAP of the 2014-2019 Five-Year ConPlan.	There were thirty-six (36) agencies represented at the 3/14/17 public hearing requesting 2017-2018 funding from the Board of Supervisors for services they provide. Three (3) other organizations submitted their presentations in writing and one (1) additional proposed project summary was submitted, all of which were entered into the record. There was no public attendance and no public oral or written comments received on the final approval of the 2017-2018 OYAP on July 11, 2017.	The County invites all comments, all comments are accepted.	
5	ESG Consultation Feedback Form	Minorities Non-English Speaking - Specify other language: Spanish Persons with disabilities Residents of Public and Assisted Housing County CoC members	The County received eight (8) Consultation Feedback Form, from County CoC members, with comments regarding needs, gaps, and other recommendations on how the 2017-2018 County ESG allocation should align with the County's Five-Year CP and the 10 Year Plan to End Homelessness.	Amounts suggested are in alignment with the HUD/ESG guidelines, as well as the projected service needs in Riverside County. (Refer to appendix D for 2017-18 COC Consultation Summary of Recommendations)	The County invites all comments, all comments are accepted.	

OMB Control No: 2506-0117 (exp. 07/31/2015)

Sort Order	Mode of Outreach	Target of Outreach	Summary of response/attendance	Summary of comments received	Summary of comments not accepted and reasons	URL (If applicable)
6	Memorandum of Participation-Outreach	Minorities Non-English Speaking - Specify other language: Spanish Persons with disabilities Non-targeted/broad community Residents of Public and Assisted Housing County Agencies/Departments and Previous CPD Applicants/Non-Profit Agencies	The County attempted to invite and consult with many agency types involved in housing, homelessness, community development, and economic development. Eight (8) Participation and Assistance Memorandum Requests were sent to other County agencies/departments and twenty (20) were sent to previous CPD applicants and non-profit agencies. Eight (8) agencies submitted a brief summary of current goals, objectives, and effectiveness of the services and/or programs provided by their organizations, available resources, and current plans, all that address the needs of the County's CPD program targeted populations.	Refer to appendix D for summary of input received relating to the 2017-2018 OYAP.	The County invites all comments, all comments are accepted.	

OMB Control No: 2506-0117 (exp. 07/31/2015)

Sort Order	Mode of Outreach	Target of Outreach	Summary of response/attendance	Summary of comments received	Summary of comments not accepted and reasons	URL (If applicable)
7	Urban County Participating Cities	Minorities Non-English Speaking - Specify other language: Spanish Persons with disabilities Non-targeted/broad community Residents of Public and Assisted Housing	The County strongly encourages the fourteen (14) Participating Cities and one (1) Joint Metro City in the Urban County CDBG program to facilitate and support the participation of all their residents by providing an opportunity for them to participate in the prioritization of community development needs, activities, and projects to be funded with CDBG, as well as ESG and HOME.	Each cooperating City and the joint metro city, at the approval of their City Council submitted CDBG project requests to be funded in FY 2017-2018 to address identified priority Community Development Needs. A total of thirty-five (35) City applications were received and the cities funded thirty-five (35) projects cumulatively.	With the exception of the 2017-2018 project funding requests there was no public attendance or public oral/written comments received on the proposed or final 2017-2018 OYAP.	

Table 4 – Citizen Participation Outreach

Expected Resources

AP-15 Expected Resources – 91.220(c) (1, 2)

Introduction

In order to receive CPD funding, the County must develop and submit a Consolidated Plan every five years and One Year Action Plan for each of the five years to the U.S. Department of Housing and Urban Development (HUD). The County of Riverside anticipates receiving an annual allocation of CDBG, HOME, and ESG funds from HUD over the next five years for activities that provide decent housing, suitable living environments, and expanded economic opportunities for its residents. These funds are intended to help meet priority needs identified throughout the County. Detailed information on the 2017-2018 resources the County expects to receive and the activities to be undertaken in to meet the priority needs are identified in the OYAP. The County anticipates receiving approximately $10,577,785 in CPD funding for the 2017-2018 program year. The anticipated HUD-CPD appropriations are: $8,000,125 CDBG program funds, including Lake Elsinore (Metro City); $1,922,486 HOME program funds, including the Community Housing Development Organizations (CHDO); and $655,174 ESG program funds. Included in the County allocation is a separate CDBG allocation of $468,408, for the City of Lake Elsinore, a Joint Metro City/Urban County participant, which is received from HUD on an annual basis.

One of the main obstacles to meeting community needs is a lack of resources. As with most of the established priority goals, the needs far outweigh available funding sources; which are not sufficient to address all of the needs of low- and moderate-income persons or special needs residents in the County's CPD program area. CDBG regulations do not require a funding match; however, the County strongly encourages leveraging of CDBG funds. In the participating cities, CDBG funds are matched with other resources such as general funds and other local funding sources. The leveraging of public and private funds is also critical to the success of HOME projects that support local affordable housing construction and rehabilitation.

It is very clear that given the extent and magnitude of the need for affordable housing, community facilities and infrastructure, public service programs, and other community and economic development projects in Riverside County, it is imperative that the limited resources made available through the CPD programs be leveraged with other resources. It is hopeful that as the nation and State of California continue to move out of the effects of the recession and begin to experience economic growth and easing of national, state and local budget constraints, we may begin to see greater availability of funding sources. Even under these circumstances, the County strives to make progress in implementing its public

improvement and community service projects and programs with the goal of meeting objectives established in the 2014-2019 Five-Year CP and 2017-2018 and OYAP.

The following section summarizes the major sources of funding available to carry out housing and community development activities in the Urban County, and specifically identifies the County's fourth year and projected funding levels over the five year plan period for formula grant programs CDBG, HOME, and ESG). Funds are available from the following categories:

Priority Table

Program	Source of Funds	Uses of Funds	Expected Amount Available Year 4				Expected Amount Available Reminder of ConPlan $	Narrative Description
			Annual Allocation: $	Program Income: $	Prior Year Resources: $	Total: $		
CDBG	public - federal	Acquisition Admin and Planning Economic Development Housing Public Improvements Public Services	8,000,125	76,171	0	8,076,296	8,077,000	Grants awarded on a formula basis for housing and community development activities. Primarily, recipients must be low to moderate-income (up to 80% MFI), or reside in a low/moderate-income area. Current year expected amount of $8,000,125 includes city of Lake Elsinore-Metro City, $468,408. All Program Income is obligated to projects as it is receipted in IDIS. There are no prior-year carry forward funds due to all funds being allocated to projects. Refer to 2017-18 OYAP appendix F and table 3c's for current year project funding details.

OMB Control No: 2506-0117 (exp. 07/31/2015)

Program	Source of Funds	Uses of Funds	Expected Amount Available Year 4				Expected Amount Available Reminder of ConPlan $	Narrative Description
			Annual Allocation: $	Program Income: $	Prior Year Resources: $	Total: $		
HOME	public - federal	Acquisition Homebuyer assistance Homeowner rehab Multifamily rental new construction Multifamily rental rehab New construction for ownership TBRA	1,922,486	371,983	896,819	3,191,288	3,298,000	The County expects an allocation of $1,922,486 for the fourth year, 2017-2018. Breakdown: First Time Home Buyer: $720,932; New Construction/Rehabilitation: $720,932; CHDO Set Aside (15%): $288,374; Administration (10%): $192,248. Refer to 2017-18 OYAP appendix F and table 3c's for current year project funding details.

OMB Control No: 2506-0117 (exp. 07/31/2015)

Program	Source of Funds	Uses of Funds	Expected Amount Available Year 4				Expected Amount Available Reminder of ConPlan $	Narrative Description
			Annual Allocation: $	Program Income: $	Prior Year Resources: $	Total: $		
ESG	public - federal	Conversion and rehab for transitional housing Financial Assistance Overnight shelter Rapid re-housing (rental assistance) Rental Assistance Services Transitional housing	655,174	0	0	655,174	655,000	Grants are awarded to non-profit providers to provide essential services and shelter to homeless families and individuals through the Shelter Program. Providers also provide rapid rehousing financial assistance and stabilization services to homeless families and individuals, and prevention services to families and individuals at risk of becoming homeless. Emergency Response Teams perform street outreach. There are no prior-year carry forward funds due to all funds being allocated to projects. Refer to 2017-18 OYAP appendix F/H and table 3c's for current year project funding details.

Table 5 - Expected Resources – Priority Table

OMB Control No: 2506-0117 (exp. 07/31/2015)

Explain how federal funds will leverage those additional resources (private, state and local funds), including a description of how matching requirements will be satisfied

As in the past, the County and cooperating cities have been as creative as possible to find other additional sources of funding in order to develop and deliver efficient and cost effective projects. CDBG, HOME, and ESG funded activities will be leveraged, as required and whenever possible, with additional federal, state, local, private, and/or other sources of support, for their specific type of services. The County will comply with applicable federal regulations for the matching requirements for the HOME and ESG programs. The match for both programs is reported annually in the Consolidated Annual Performance and Evaluation Reporting (CAPER).

The Emergency Solutions Grant program has a mandatory matching grant requirement for sub recipients. It is anticipated that the County will leverage or match more than seven times its ESG allocation with Federal, State, and private resources. Affordable Housing- HOME Program regulations require a twenty-five percent (25%) non-Federal match for every HOME dollar expended. Funds set-aside for program administration and for Community Housing Development Organization (CHDO) technical assistance/capacity building is exempt from this matching requirement. The match must be met by the end of the Federal fiscal year in which the expenditure occurred. This requirement is not project-specific but rather program-wide.

The County expects to leverage CPD funds with the following funding sources to assist in accomplishing the goals of the Five Year Consolidated Plan:

- As the County of Riverside Project Applicant and Collaborative Applicant, DPSS is able to effectively leverage additional federal and state funds and in-kind support, including mainstream public assistance programs. These resources are also leveraged through each of the 26 projects under the HUD CoC Program. The HUD CoC Consolidated Application for CoC Programs 2016-17 was awarded a total amount of $9,912,027. The resources leveraged are committed through the CoC sub recipient collaborations and partnerships and include mainstream resources that homeless clients are linked to, such as supportive services, case management, employment, life skills training, education, etc. These partnerships have been established through the annual CoC Consolidated Application and CoC network program activities.

- Section 8 the Housing Authority receives an annual allocation to administer the Housing Choice Voucher Program (also known as Section 8) authorized by the U.S. Housing Act of 1937. The Section 8 program provides permanent rental subsidies in the form of vouchers for use in the private rental market thereby making market rate housing affordable to extremely low and low income families. The Section 8 program has the added benefit of providing income to local landlords who participate in the program which strengthens the local rental market.

• The leveraging of public and private funds is critical to the success of HOME projects. In order to provide sufficient financial support, most HOME projects require layered funding. The following is a list of some of the possible funding sources that may be used in conjunction with HOME funds: Limited Partner Tax Credit Equity; California Housing Finance Agency (CalHFA) funds; California Department of Housing and Community Development Multifamily Housing Program (MHP) funds; and Federal Home Loan Bank Affordable Housing Program (AHP) funds.

If appropriate, describe publically owned land or property located within the jurisdiction that may be used to address the needs identified in the plan

When CA redevelopment agencies were dissolved, the Housing Authority of the County of Riverside (HACR) was designated as the successor agency for the former redevelopment agencies housing functions. The HACR assumed the former Redevelopment Agency for the County of Riverside and former Coachella Redevelopment Agency assets, which included 104 vacant parcels scattered throughout the County. Some of these properties are located in areas of low-income populations. The HACR has been in the process of strategically planning how to best develop these properties. If planned well, development of these properties will have a positive impact on these areas, by providing housing and other services that these areas lack.

Discussion

The amount of resources available to address social, community, and economic development goals pale in comparison to the recognized needs. To address this obstacle, the County strongly encourages its own agencies as well as cooperating cities and other subrecipients to collaborate and forge new partnerships and seek out other resources in order to leverage whenever possible.

Two of the Federally-funded programs, HOME and ESG, both have matching fund requirements – HOME 25%, ESG 100%. These regulatory matching requirements ensure the efficient use of the Federal funds through leveraging. The CDBG program regulations do not require a funding match; however, the County strongly encourages leveraging of CDBG funds and gives priority consideration in the evaluation of proposed activities that leverage with other funding. Acceptable leveraging can be in the form of land; other Federal, State, or local government assistance; donations; private resources; or other subsidized financing.

It is very clear that given the extent and magnitude of the need for housing, as well as other community and economic development needs in Riverside County, it is imperative that the limited resources made available through the federal programs be leveraged with other resources. Many of the most successful affordable housing projects, community facilities, and public service programs use extensive leveraging.

Annual Goals and Objectives

AP-20 Annual Goals and Objectives - 91.420, 91.220(c)(3)&(e)

Goals Summary Information

Sort Order	Goal Name	Start Year	End Year	Category	Geographic Area	Needs Addressed	Funding	Goal Outcome Indicator
1	Public Services - SL-1	2014	2018	Homeless Non-Homeless Special Needs Non-Housing Community Development Public Services	Countywide Supervisorial Districts Cooperating Cities Metro City	Public Service - SL-1	CDBG: $891,951	Public service activities other than Low/Moderate Income Housing Benefit: 18,336 Persons Assisted
2	Public Service - SL-2	2014	2018	Non-Housing Community Development Public Service	Countywide Cooperating Cities Metro City	Public Service - SL-2	CDBG: $52,935	Public service activities other than Low/Moderate Income Housing Benefit: 131 Persons Assisted
3	Public Service - SL-3	2014	2018	Non-Homeless Special Needs Non-Housing Community Development Public Service	Countywide Supervisorial Districts Cooperating Cities	Public Service - SL-3	CDBG: $30,000	Public service activities other than Low/Moderate Income Housing Benefit: 16,450 Persons Assisted

OMB Control No: 2506-0117 (exp. 07/31/2015)

Sort Order	Goal Name	Start Year	End Year	Category	Geographic Area	Needs Addressed	Funding	Goal Outcome Indicator
4	Public Facility/Infrastructure - SL-1	2014	2018	Non-Homeless Special Needs Non-Housing Community Development Public Facility/Infrastructure	Countywide Supervisorial Districts Cooperating Cities Metro City	Public Facility/Infrastructure - SL-1	CDBG: $2,533,208	Public Facility or Infrastructure Activities other than Low/Moderate Income Housing Benefit: 165,502 Persons Assisted
5	Public Facility/Infrastructure - SL-3	2014	2018	Non-Housing Community Development Public Facility/Infrastructure	Countywide Supervisorial Districts Cooperating Cities	Public Facility/Infrastructure - SL-3	CDBG: $2,143,945	Public Facility or Infrastructure Activities other than Low/Moderate Income Housing Benefit: 42,089 Persons Assisted
7	Code Enforcement	2014	2018	Code Enforcement	Countywide Supervisorial Districts Cooperating Cities Metro City	Code Enforcement	CDBG: $633,431	Housing Code Enforcement/Foreclosed Property Care: 0 Household Housing Unit Other: 159,825 Other
8	Economic Development	2014	2018	Non-Housing Community Development Economic Development-Businesses/jobs	Supervisorial Districts	Economic Development	CDBG: $10,000	Businesses assisted: 8 Businesses Assisted

OMB Control No: 2506-0117 (exp. 07/31/2015)

Sort Order	Goal Name	Start Year	End Year	Category	Geographic Area	Needs Addressed	Funding	Goal Outcome Indicator
10	Rehabilitation - DH-2	2014	2018	Rehabilitation - DH-2	Countywide Supervisorial Districts Cooperating Cities	Rehabilitation- DH-2	CDBG: $92,630	Homeowner Housing Rehabilitated: 14 Household Housing Unit
11	Homelessness - SL-1	2014	2018	Homeless	Countywide	Homelessness - SL-1	CDBG: $0 ESG: $220,536	Homeless Person Overnight Shelter: 637 Persons Assisted
12	Homelessness - DH-2	2014	2018	Homeless	Countywide Supervisorial Districts Cooperating Cities	Homelessness - DH-2	ESG: $385,500	Tenant-based rental assistance / Rapid Rehousing: 64 Households Assisted Homelessness Prevention: 10 Persons Assisted
13	Fair Housing	2014	2018	Fair Housing Public Facility	Countywide Supervisorial Districts Cooperating Cities Metro City	Fair Housing	CDBG: $12,000	Other: 3,500 Other
14	Administration	2014	2018	Administration	Administration	Administration	CDBG: $1,600,025 HOME: $192,248 ESG: $49,138	Other: 0 Other

OMB Control No: 2506-0117 (exp. 07/31/2015)

Sort Order	Goal Name	Start Year	End Year	Category	Geographic Area	Needs Addressed	Funding	Goal Outcome Indicator
15	Shelter the Homeless - TBRA	2014	2018	Affordable Housing Homeless	Countywide	Shelter the Homeless - TBRA	HOME: $0	Tenant-based rental assistance / Rapid Rehousing: 0 Households Assisted
16	First Time Homebuyer Assistance	2014	2018	Affordable Housing	Countywide	First-Time Home Buyer Assistance	HOME: $720,932	Direct Financial Assistance to Homebuyers: 25 Households Assisted
17	Expand the Affordable Rental Housing Stock	2014	2018	Affordable Housing	Countywide	Expand the Affordable Rental Housing Stock	HOME: $720,932	Rental units constructed: 11 Household Housing Unit
22	CHDO Set Aside	2014	2019	Affordable Housing	Countywide	Expand the Affordable Rental Housing Stock Improve the Conditions of Substandard Housing	HOME: $288,374	Rental units constructed: 5 Household Housing Unit

Table 6 – Goals Summary

Goal Descriptions

1	**Goal Name**	Public Services - SL-1
	Goal Description	The County's overall objective is to ensure that opportunities and services are provided to improve the quality of life and independence for lower-income persons and ensure access to programs that are related to a variety of social concerns. The County's five-year objectives are to establish, improve, and expand existing public services. As described on the Needs Assessment Section, there is a high need for a variety of essential Public Services. The primary objective of these public service activities is to provide a suitable living environment to meet the specific performance outcome of availability/accessibility. In FY 2017-2018, the County will allocate funds in this category to food pantries, community services, operating costs for homeless services, youth services, senior services, services for abused and neglected children, and health services.
2	**Goal Name**	Public Service - SL-2
	Goal Description	The County's overall objective is to ensure that opportunities and services are provided to improve the quality of life and independence for lower-income persons and ensure access to programs that are related to a variety of social concerns. The County's five-year objectives are to establish, improve, and expand existing public services. As described on the Needs Assessment Section, there is a high need for a variety of essential Public Services. The primary objective of these public service activities is to provide a suitable living environment to meet the specific performance outcome of affordability. In FY 2017-2018, the County will allocate funds in this category to after-school programs, youth services, and services for abused and neglected children.
3	**Goal Name**	Public Service - SL-3
	Goal Description	The County's overall objective is to ensure that opportunities and services are provided to improve the quality of life and independence for lower-income persons and ensure access to programs that are related to a variety of social concerns. The County's five-year objectives are to establish, improve, and expand existing public services. As described on the Needs Assessment Section, there is a high need for a variety of essential Public Services. The primary objective of these public service activities is to provide a suitable living environment to meet the specific performance outcome of sustainability - Promoting Livable or Viable Communities. In FY 2017-2018, the County will allocate funds in this category to Community Enhancement activities and programs including, group-coordinated community events and adult/youth illegal dump-site community events, as well as direct costs associated with providing information on health and safety ordinances and Community Revitalization and sustainability programs.

4	**Goal Name**	Public Facility/Infrastructure - SL-1
	Goal Description	Public facility investments can increase access to support services and lead to better coordination among service providers. The primary objective of the proposed improvements in FY 2017-2018 are to maintain quality and adequate infrastructure, and ensure access for the mobility impaired. Objectives established to meet priority needs include: Construct, improve, or replace infrastructure such as curbs, gutters, sidewalks improvements to increase safety and access in lower-income neighborhood, and increase community access through ADA improvements. Projects will also include facilities for AIDS patients, neighborhood/ recreational facilities, parks, and water/sewer improvements. The primary objective of these public facility and infrastructure activities is to provide a suitable living environment to meet the specific performance outcome of availability/accessibility.
5	**Goal Name**	Public Facility/Infrastructure - SL-3
	Goal Description	Public facility/infrastructure investments can provide or expand public facilities and activities that sustain a suitable living environment. Objectives established for FY 2017-2018 to meet priority needs include: Community parks/community centers, architectural and engineering design, and construction of new library, and public safety improvements. The primary objective of these public facility and infrastructure activities is to provide a suitable living environment to meet the specific performance outcome of sustainability/promoting livable or viable communities.
7	**Goal Name**	Code Enforcement
	Goal Description	The County will conduct enhanced code enforcement activities in FY 2017-2018 in eligible LMI areas. The purpose of code enforcement is to enhance public safety and the quality of life, through fair enforcement of laws and codes, in partnership with communities, as well as, private and publically-funded improvements, rehabilitation, and other services. The CDBG-funded code enforcement will target dangerous and substandard structures, zoning violations, and other health and safety issues.
8	**Goal Name**	Economic Development
	Goal Description	Economic Development in FY 2017-2018 will be funded to provide consulting, training, and mentoring services to low- to moderate-income micro-enterprises in an effort to provide opportunity for growth.

10	**Goal Name**	Rehabilitation - DH-2
	Goal Description	In FY 2017-2018, CDBG funds will target eligible LMI areas that exhibit determinable signs of physical deterioration. The Home Rehab Program will provide both major and minor home improvements for seniors, veterans, individuals with disabilities, and low-income households. Costs associated with grants to assist homeowners with rehabilitation of stick-built and modular (attached to private land) owner-occupied single-family residences are for rehabilitation relative to the health, safety, and Housing Quality Standards of a property as defined by U.S. Department of Housing and Urban Development. The primary objective of these homeless activities is to provide decent housing to meet the specific performance outcome of affordability of these improvements.
11	**Goal Name**	Homelessness - SL-1
	Goal Description	Homelessness activities provide services exclusively to persons who are homeless or at risk of homelessness. The primary objective of these homeless activities is to provide a suitable living environment to meet the specific performance outcome of availability/accessibility. In FY 2017-2018, the County will allocate funds in this category to emergency/transitional shelters and outreach services.
12	**Goal Name**	Homelessness - DH-2
	Goal Description	Homelessness activities provide services exclusively to persons who are homeless or at risk of homelessness. The primary objective of these homeless activities is to provide decent housing to meet the specific performance outcome of affordability. In FY 2017-2018, the County will allocate funds in this category to rapid re-housing and homelessness prevention.
13	**Goal Name**	Fair Housing
	Goal Description	Elements of the Fair Housing program in FY 2017-2018 will include a community outreach program to various groups, anti-discrimination, landlord/tenant services, education-outreach activities, training/technical assistance, and enforcement-complaint screening. The overall objective of the program is to provide a vital range of no-cost fair housing services to eligible clientele throughout the County's Urban County program areas that are victimized and affected by illegal housing practices.

14	**Goal Name**	Administration
	Goal Description	The County strongly supports and encourages community-wide participation, input, cooperation, and feedback from all residents of the County in the administration of its CPD-funded programs. In FY 2017-2018 the County will use a percentage of the County's allocations for the management and administration of the three (3) CPD- funded programs (CDBG-20%, HOME-10%, ESG-7.5% of annual grant allocations) and a negotiated percentage of the CDBG Joint Metro-City program allocation to oversee the city's program. Funds will be used for staffing, overhead, coordination, monitoring, and evaluation of the programs. A portion of the CDBG administrative allocation will be used for Fair Housing (F.H.) administrative activities.
15	**Goal Name**	Shelter the Homeless - TBRA
	Goal Description	The County of Riverside shelters the homeless through the Tenant Based Rental Assistance Program. At this time for FY 2017-2018, the County does not plan to allocate additional funds to this category.
16	**Goal Name**	First Time Homebuyer Assistance
	Goal Description	HOME funds will be used for direct homeownership assistance to eligible households through the First-Time Home Buyers Assistance (FTHB) Program. FTHB provides down-payment assistance to persons meeting the income requirements.
17	**Goal Name**	Expand the Affordable Rental Housing Stock
	Goal Description	The County of Riverside will expand the affordable housing rental stock with the use of HOME funds.
22	**Goal Name**	CHDO Set Aside
	Goal Description	Per HUD HOME Regulations the County of Riverside will set aside 15% of the HOME allocation to qualified Community Housing and Development Organizations.

Table 7 – Goal Descriptions

Estimate the number of extremely low-income, low-income, and moderate-income families to whom the jurisdiction will provide affordable housing as defined by HOME 91.215(b):

Using targets listed on the 2014-2019 Five-Year CP yields:

Extremely low income: 8 units, 100% of which assisted with HOME

Very low income: 8 units, 100% of which assisted with HOME

Low income: 49 units, 100% of which assisted with HOME

Moderate and above moderate: 0 units, 0% of which assisted with HOME

AP-35 Projects – 91.220(d)

Introduction

HUD requires a consolidated planning process for CDBG, HOME, and ESG programs. This process consolidates multiple grant application requirements into a single submission. The OYAP outlines proposed strategies for the expenditure of the CDBG, HOME, and ESG funds for the purpose of providing a suitable living environment through safer, more livable neighborhoods and greater participation of lower-income residents throughout the County. The OYAP also outlines how the expenditure of federal funds will increase housing opportunities by stabilizing affordable housing stock; increase the availability of affordable housing; reduce discriminatory barriers; increase supply of supportive housing for those with special needs; and transition homeless persons into housing. In addition, the OYAP identifies strategies to expand economic opportunities through: employment opportunities that pay self-sufficiency wages; homeownership opportunities; development activities that stimulate long-term community stability; and the emphasis of lower-income persons to achieve self-sufficiency. For FY 2017-2018, the County anticipates a combined CDBG, HOME, and ESG allocation of $10,577,785.

In FY 2017-2018, the County will receive an estimated $8,000,125 (includes $468,408 City of Lake Elsinore-metro city allocation) in CDBG funds. CDBG funds will be used for public services, public improvements, public facilities, economic development, fair housing, housing rehabilitation, and code enforcement. Federal regulations impose a 15% maximum cap on funding to be expended for public service activities and administrative costs are limited to 20% of the total CDBG funding and program income received.

In FY 2017-2018, the County will receive an estimated $1,922,486 in HOME Program funds. Administrative costs are limited to 10% of the annual HOME allocation and program income received. Federal regulations require a minimum of 15% of each year's HOME allocation to be set-aside for projects sponsored by Community Housing and Development Organizations (CHDOs).

The County will also receive, in FY 2017-2018, an estimated $655,174 in ESG funds. The County will allocate the ESG funds to programs or activities including: emergency/transitional shelter, homelessness prevention, rapid re-housing, outreach, and a maximum of 7.5 % of the total ESG allocation to administrative activities.

There is no "carryover" of CDBG funds from previous program years to FY 2017-18. CDBG program income (PI) is allocated as it is receipted into IDIS. The County anticipates that the amount of program income to be received in FY 2017-2018 from prior year investments will be $76,171 in CDBG and $371,983 in HOME; however, the estimated PI has not been allocated to specific projects in the 2017-2018 OYAP.

Below are the proposed 2017-2018 OYAP Projects. Detailed descriptions of the projects, table 3c's, can be found in Appendix I, in addition to proposed back-up projects, Appendix F, the County will consider funding in 2017-2018.

#	Project Name
1	8.45-17 - HOME Admin and Technical Assistance
2	8.46-17 - HOME CHDO Set-Aside
3	8.47-17 - HOME New Construction
4	8.48-17 - HOME First-Time Home Buyer
5	8.49-17 - Tenant Based Rental Assistance (TBRA)
6	ESG17 County of Riverside
7	9.153-17 - CDBG Program Administration
8	9.154-17 - Fair Housing Program Administration
9	9.155-17 - Fair Housing Public Facility Fund
10	9.156-17 - Comprehensive Homelessness Assistance Program (CHAP)
11	9.157-17 - Community Enhancement Program
12	9.158-17 - Countywide Public Facility Projects
13	9.159-17 -Countywide Improvement Projects
14	0.169-17 - Operation School Bell
15	0.170-17 - S.A.F.E. At Risk Youth Program
16	0.171-17 - H.O.P.E. Pantry Program
17	0.172-17 - Service Dogs for Disabled Persons
18	0.173-17 - Project Home Program
19	0.174-17 - 211 Helpline/Information Resource Referral Service
20	0.175-17 - Court Appointed Special Advocate (CASA) Program
21	0.176-17 - Community Impact Plans
22	0.177-17 - Home Enhancement Grant Program
23	0.178-17 - Murrieta Comprehensive Care Program
24	0.179-17 - Critical Home Maintenance and Repair Program
25	0.180-17 - STEAM Enhancements and Robotics Program
26	0.181-17 - Women’s Health Assistance Program
27	0.182-17 - Kin Care
28	1.87-17 - Main Street Transitional Living Program
29	1.88-17 - Wildomar Senior Center Transportation Program
30	1.89-17 - 1st District Public Facility Fund
31	1.LE.57-17 - City of Lake Elsinore Street Improvements Project
32	1.LE.58-17 - Vista Community Clinic
33	1.LE.59-17 - Boys and Girls Clubs of Southwest County
34	1.LE.60-17 - CDBG Administrative Cost - EDA
35	1.WD.17-17 - Code Enforcement Program
36	1.WD.18-17 - City of Wildomar Gateway Project Phase II
37	1.WD.19-17 - City of Wildomar Sidewalk Project
38	2.76-17 - 2nd District Public Facility Fund
39	2.EV.15-17 - Eastvale Sidewalk Project

OMB Control No: 2506-0117 (exp. 07/31/2015)

#	Project Name
40	2.JV.05-17 - Citywide ADA Sidewalk Project
41	2.JV.06-17 - ADA Infrastructure Upgrade Project
42	2.NR.43-17 - Ingalls Park ADA Restroom Project Phase II
43	2.NR.44-17 - Senior Recreation and Community Services
44	3.132-17 - Idyllwild HELP Center
45	3.133-17 - Care-A-Van Transit
46	3.134-17 - Emergency Food Assistance Program
47	3.135-17 - FSA San Jacinto Senior Service Program
48	3.136-17 - Anza Community Hall Improvement Project- Phase II
49	3.MR.41-17 - Pedestrian Safety Enhancement Project 2017-2018
50	3.MR.42-17 - Kids of Summer and Soar Programs
51	3.SJ.06-17 - San Jacinto Public Library
52	4.211-17 - St. Elizabeth Food Pantry
53	4.212-17 - Mecca Comfort Station
54	4.213-17 - Food Assistance Program
55	4.214-17 - Blythe Harmony Kitchen
56	4.215-17 - Permanent Supportive Housing Program
57	4.216-17 - Colorado River Community Center Improvement Project- Phase II
58	4.217-17 - Mecca Elementary School Playground Improvements
59	4.218-17 - North Shore After School Program
60	4.219-17 - Community Recreation Services and Community Engagement
61	4.220-17 - Desert AIDS Generator Project, Phase III
62	4.221-17 - Center for Non Profit Advancement (CNA) Building ADA Improvements
63	4.222-17 - Riverside County Small Business Growth Program
64	4.BL.41-17 - Blythe Park Improvements
65	4.BL.42-17 - Blythe Emergency Food Pantry
66	4.CO.15-17 - Code Enforcement Program
67	4.DHS.25-17 - Desert Hot Springs Walking Path Park Project
68	4.IW.12-17 - ADA Bus Shelter Improvements
69	4.LQ.29-17 - City of La Quinta Miscellaneous ADA Improvements
70	4.LQ.30-17 - Boys and Girls Club- Coachella Valley
71	5.89-17 - Teen Leader Program
72	5.90-17 - Menifee Valley Community Cupboard
73	5.91-17 - Boys and Girls Club-Camp Kids Program
74	5.92-17 - Noble Creek Community Center ADA Accessibility Project
75	5.93-17 - Case Work Services
76	5.BEA.33-17 - Sidewalk Improvement Project
77	5.BN.36-17 - Lions Park Expansion Project

Table 8 – Project Information

Describe the reasons for allocation priorities and any obstacles to addressing underserved needs

The primary objective of the County's CPD programs is to help develop viable urban communities by providing decent, safe, and sanitary housing, and expanding economic opportunities principally for persons of LMI. The mission of meeting and addressing these community, social, and economic development needs of low-income persons and their communities is of utmost importance to the County. Unfortunately, there are barriers and challenges that inhibit the development and execution of important programs intended to serve those most in need.

Riverside County is geographically very large: Many of the targeted lower-income communities are located in urbanized neighborhoods, suburban cities, and rural communities. Identification and evaluation of addressing obstacles to community development is one of the most important steps to be taken within these areas. In Riverside County, obstacles for CPD-funded activities include language and culture, location and geography, limited resources, and program restrictions and regulations. At present, the primary obstacle to meeting all of the identified needs, including those identified as priorities, is the general lack of funding resources available to public and private agencies that serve the needs of LMI residents. As noted previously, the amount of resources available to address social, community, and economic development goals are inadequate compared to the recognized needs. To deal with this obstacle, the County strongly encourages its own agencies as well as cooperating cities and other sub-recipients to seek other resources, build new partnerships and collaboratives, and to leverage additional funding whenever possible from Federal, State, local, private, and other sources. The County urges CPD-funded programs and services to be flexible, while at the same time to be as efficient and effective as possible to achieve expected performance outcomes.

Projects

AP-38 Projects Summary

Project Summary Information

Table 9 – Project Summary

1	**Project Name**	8.45-17 - HOME Admin and Technical Assistance
	Target Area	Administration
	Goals Supported	Administration
	Needs Addressed	Administration
	Funding	HOME: $192,248
	Description	Funds will be used to provide staffing and overall program management, coordination, and monitoring/evaluation of the County's HOME Program.
	Target Date	6/30/2018
	Estimate the number and type of families that will benefit from the proposed activities	N/A
	Location Description	Program Administrative office located at 5555 Arlington Ave., Riverside, CA 92504.
	Planned Activities	Funds will be used to provide staffing and overall program management, coordination, and monitoring/evaluation of the County's HOME Program.
2	**Project Name**	8.46-17 - HOME CHDO Set-Aside
	Target Area	Countywide
	Goals Supported	CHDO Set Aside
	Needs Addressed	CHDO Set Aside
	Funding	HOME: $288,374
	Description	Per HUD regulations, the County of Riverside must allocate 15% of HOME funds to qualified Community Housing and Development Organizations. The County will accept applications over the counter and give priority to applications applying for tax credits submitted 6 months prior to the tax credit application deadline. An application fee of $1,000 will be charged for each HOME application to help defray cost associated with reviewing HOME applications. For all new rental multifamily construction projects the County will charge $100 per unit for the life of the affordability period to help offset the costs associated with monitoring HOME projects.

	Target Date	6/30/2018
	Estimate the number and type of families that will benefit from the proposed activities	Estimate Five (5) households
	Location Description	Countywide
	Planned Activities	For eligible CHDO's to develop, own, and manage affordable housing projects and to pay for CHDO's administrative expenses.
3	**Project Name**	8.47-17 - HOME New Construction
	Target Area	Countywide
	Goals Supported	Expand the Affordable Rental Housing Stock
	Needs Addressed	Expand the Affordable Rental Housing Stock
	Funding	HOME: $720,932
	Description	The County of Riverside will obligate HOME funds for the construction of new affordable housing units. The County will accept applications over the counter and give priority to applications applying for tax credits submitted 6 months prior to the tax credit application deadline. An application fee of $1,000 will be charged for each HOME application to help defray cost associated with reviewing HOME applications. For all new rental multifamily construction projects the County will charge $100 per unit for the life of the affordability period to help offset the costs associated with monitoring HOME projects.
	Target Date	6/30/2018
	Estimate the number and type of families that will benefit from the proposed activities	Eleven (11)
	Location Description	Countywide
	Planned Activities	Construction of new affordable housing units.
4	**Project Name**	8.48-17 - HOME First-Time Home Buyer
	Target Area	Countywide
	Goals Supported	First Time Homebuyer Assistance

	Needs Addressed	First-Time Home Buyer Assistance
	Funding	HOME: $720,932
	Description	The County of Riverside will allocate HOME funds for down payment assistance for very-low and low-income first-time homebuyer households.
	Target Date	6/30/2018
	Estimate the number and type of families that will benefit from the proposed activities	Twenty Five (25)
	Location Description	Countywide
	Planned Activities	This program provides down payment assistance as a silent-second loan in the amount of up to twenty percent (20%) of the purchase price. If the property is no longer maintained as the principal residence of the buyer or is sold prior to the end of the fifteen (15) year affordability period, all County funds invested in the property must be repaid. Otherwise, the loan is converted to a grant after the affordability period. In lieu of the published 2017 HUD maximum purchase price limits and pursuant to 24 CFR §92.254 (a)(2)(iii), EDA has determined the maximum purchase price limits using 95 percent of the current median area purchase price of the types of single family housing for Riverside County. This information is attached and the following maximum purchase price limits will be implemented: $345,800 for new and existing single family residence, $275,500 for new and existing condominium unit, and $218,500 for new manufactured housing.
5	**Project Name**	8.49-17 - Tenant Based Rental Assistance (TBRA)
	Target Area	Countywide
	Goals Supported	Shelter the Homeless - TBRA
	Needs Addressed	Shelter the Homeless - TBRA
	Funding	HOME: $0
	Description	The County of Riverside shelters the homeless through the Tenant Based Rental Assistance Program. At this time for FY 2017-2018, the County does not plan to allocate additional funds to this category.
	Target Date	6/30/2018

	Estimate the number and type of families that will benefit from the proposed activities	N/A
	Location Description	Countywide
	Planned Activities	At which point the County determines they will fund TBRA, up to $300,000 in HOME funds would be used to fund, operate and administer a TBRA program. The goal of the program is to remove initial barrier that extremely and very low income households encounter as they attempt to find suitable, decent housing to rent. The TBRA program is designed to provide up to 12 months rent or a one-time grant to pay for the security deposit for very low-income families with 50% AMI. Eligible participants will include participants in the following Housing Authority Programs: Section 8 Housing Choice Voucher Program; Veterans Affairs Supportive Housing (VASH) Program; Shelter Plus Care; Homeless Prevention and Rapid Rehousing or any other programs administered by the Housing Authority.
6	**Project Name**	ESG17 County of Riverside
	Target Area	Countywide
	Goals Supported	Homelessness - SL-1 Homelessness - DH-2
	Needs Addressed	Homelessness - SL-1 Homelessness - DH-2
	Funding	ESG: $655,174
	Description	The Fiscal Year 2017 ESG funds for the County of Riverside have been allocated to provide outreach to persons living on the streets, funds to operate emergency shelters for the homeless, provide utility assistance and emergency rental assistance to prevent homelessness, implement rapid-rehousing strategies, and for program administration. Refer to Appendix H for detailed project descriptions and funding allocations.
	Target Date	6/30/2019

	Estimate the number and type of families that will benefit from the proposed activities	Emergency-Transitional Shelter, Outreach Services, Homeless Prevention Services, and Rapid Re-Housing. Emergency Shelter- Proposed to serve 407 Outreach- Proposed to serve 230 Homelessness Prevention- Proposed to serve 10 Rapid Re-Housing- Proposed to serve 64
	Location Description	Various locations throughout the County of Riverside.
	Planned Activities	Emergency-Transitional Shelter, Outreach Services, Homeless Prevention Services, and Rapid Re-Housing. Refer to Appendix H for project details. Administration: $49,138 Emergency Shelter: $185,394 Proposed to serve 407 Outreach: $35,142 Proposed to serve 230 Homelessness Prevention: $30,000 Proposed to serve 10 Rapid Re-Housing: $355,500 Proposed to serve 64
7	**Project Name**	9.153-17 - CDBG Program Administration
	Target Area	Administration
	Goals Supported	Administration
	Needs Addressed	Administration
	Funding	CDBG: $1,408,817
	Description	CDBG administration funding provides staffing and overall program management, coordination, monitoring, and evaluation of the CDBG program.
	Target Date	6/30/2018
	Estimate the number and type of families that will benefit from the proposed activities	N/A
	Location Description	N/A
	Planned Activities	21A - Program Administration
8	**Project Name**	9.154-17 - Fair Housing Program Administration
	Target Area	Administration
	Goals Supported	Administration
	Needs Addressed	Administration

	Funding	CDBG: $135,000
	Description	The program provides a vital range of "no-cost" fair housing services to eligible clientele throughout the County's Urban County program area. Services are provided to persons victimized and affected by illegal housing practices. CDBG funds will be used for administration costs to promote open, inclusive, and cooperative community living.
	Target Date	6/30/2018
	Estimate the number and type of families that will benefit from the proposed activities	Eligible clientele throughout the County's Urban County program areas that are victimized and affected by illegal housing practices.
	Location Description	Administration office at 3933 Mission Inn Ave., Riverside, CA 92501 will provide services Countywide.
	Planned Activities	Matrix Code 21D - The program provides a vital range of "no-cost" fair housing services to eligible clientele throughout the County's Urban County program area. Services are provided to persons victimized and affected by illegal housing practices.
9	**Project Name**	9.155-17 - Fair Housing Public Facility Fund
	Target Area	Countywide
	Goals Supported	Fair Housing
	Needs Addressed	Fair Housing
	Funding	CDBG: $12,000
	Description	The Fair Housing Council provides a vital range of "no-cost" fair housing services to eligible clientele throughout the County's Urban County area. Services are provided to persons victimized and affected by illegal housing practices. CDBG funds will be used for a portion of the mortgage interest expense of FHC's offices.
	Target Date	6/30/2018
	Estimate the number and type of families that will benefit from the proposed activities	Areas that are victimized and affected by illegal housing practices, proposed to assist 3,500.
	Location Description	Administration office at 3933 Mission Inn Ave., Riverside, CA 92501 will provide services Countywide.

OMB Control No: 2506-0117 (exp. 07/31/2015)

	Planned Activities	Matrix Code 03 - Other Public Facilities. The Fair Housing Council provides a vital range of "no-cost" fair housing services to eligible clientele throughout the County's Urban County area. Services are provided to persons victimized and affected by illegal housing practices.
10	**Project Name**	9.156-17 - Comprehensive Homelessness Assistance Program (CHAP)
	Target Area	Countywide
	Goals Supported	Public Services - SL-1
	Needs Addressed	Public Service - SL-1
	Funding	CDBG: $400,000
	Description	The County of Riverside will use CDBG funds to pay for costs associated with the Comprehensive Homelessness Assistance Program. CHAP activities include outreach, intervention, essential services, navigation, bridge housing, placement, supportive services, and case management for homeless individuals and families throughout the Urban County Program. Eligible expenses will include staff costs, transportation, supplies, homeless assistance (including rent, security deposits, utilities, counseling, etc.), and other related costs.
	Target Date	6/30/2018
	Estimate the number and type of families that will benefit from the proposed activities	Estimated to assist 57 homeless individuals and families throughout the Urban County Program.
	Location Description	Countywide
	Planned Activities	Matrix Code 03T - Homeless Program. The County of Riverside will use CDBG funds to pay for costs associated with the Comprehensive Homelessness Assistance Program. CHAP activities include outreach, intervention, essential services, navigation, bridge housing, placement, supportive services, and case management for homeless individuals and families throughout the Urban County Program.
11	**Project Name**	9.157-17 - Community Enhancement Program
	Target Area	Countywide
	Goals Supported	Public Service - SL-3
	Needs Addressed	Public Service - SL-3
	Funding	CDBG: $30,000

	Description	EDAs Neighborhood Enhancement Unit (NEU) will conduct Community Enhancement activities and programs including, community group-coordinated community events and adult/youth illegal dump-site community events, all of which are part of a comprehensive community effort in low-income Riverside county communities. Funds will be used for supplies, event outreach materials, salaries (direct cost), equipment costs, and project delivery costs.
	Target Date	6/30/2018
	Estimate the number and type of families that will benefit from the proposed activities	Estimated to assist 16,450 in low- moderate income areas.
	Location Description	Services will be provided Countywide.
	Planned Activities	Matrix Code 05V - Neighborhood Cleanups. The Neighborhood Enhancement Unit (NEU) will conduct Community Enhancement activities and programs including, community group-coordinated community events and adult/youth illegal dump-site community events, all of which are part of a comprehensive community effort in low-income Riverside county communities.
12	**Project Name**	9.158-17 - Countywide Public Facility Projects
	Target Area	Countywide
	Goals Supported	Public Facility/Infrastructure - SL-3
	Needs Addressed	Public Facility/Infrastructure - SL-3
	Funding	CDBG: $527,748
	Description	The County will use CDBG funds for eligible public facility projects to benefit low-income individuals/areas throughout the County. As specific eligible projects are identified, the County will proceed with substantial/minor amendments to the 2017-2018 One Year Action Plan pursuant to the Citizen Participation Plan. Pass-thru project only.
	Target Date	6/30/2018
	Estimate the number and type of families that will benefit from the proposed activities	Benefit low-income individuals/areas throughout the County.

	Location Description	Countywide
	Planned Activities	Matrix Code 03 - Other Public Facilities/Improvements. The County will use CDBG funds for eligible public facility projects to benefit low-income individuals/areas throughout the County.
13	**Project Name**	9.159-17 -Countywide Improvement Projects
	Target Area	Countywide
	Goals Supported	Public Facility/Infrastructure - SL-3
	Needs Addressed	Public Facility/Infrastructure - SL-3
	Funding	CDBG: $179,749
	Description	The County will use CDBG funds for eligible facility and infrastructure projects to benefit low-income individuals/areas throughout the County. As specific eligible projects are identified, the County will proceed with substantial/minor amendments to the 2017-2018 One Year Action Plan pursuant to the Citizen Participation Plan. Pass-thru project only. Pass-thru project only.
	Target Date	6/30/2018
	Estimate the number and type of families that will benefit from the proposed activities	Benefit low-income individuals/areas throughout the County.
	Location Description	Countywide
	Planned Activities	Matrix Code 03 - Other Public Facilities/Improvements. The County will use CDBG funds for eligible facility/infrastructure projects to benefit low-income individuals/areas throughout the County.
14	**Project Name**	0.169-17 - Operation School Bell
	Target Area	Countywide
	Goals Supported	Public Services - SL-1
	Needs Addressed	Public Service - SL-1
	Funding	CDBG: $45,000
	Description	Operation School Bell will use CDBG funds to provide school supplies, new clothing, and shoes to children ages 5-17 from low-income families at a shopping event for eligible children.
	Target Date	6/30/2018

OMB Control No: 2506-0117 (exp. 07/31/2015)

	Estimate the number and type of families that will benefit from the proposed activities	Estimated 350 children from low-income families will benefit.
	Location Description	Center is located at 28720 Via Montezuma, Temecula, CA 92590.
	Planned Activities	Matrix Code 05 - Other Public Services. Operation School Bell will use CDBG funds to provide school supplies, new clothing, and shoes to children ages 5-17 from low-income families.
15	**Project Name**	0.170-17 - S.A.F.E. At Risk Youth Program
	Target Area	Countywide
	Goals Supported	Public Services - SL-1
	Needs Addressed	Public Service - SL-1
	Funding	CDBG: $15,000
	Description	S.A.F.E.'s Police Activities League Program is an at-risk youth activity program that provides comprehensive prevention/intervention services, mentoring, and activities for youth age 5-17. CDBG funds will be used for staff salaries (direct cost).
	Target Date	6/30/2018
	Estimate the number and type of families that will benefit from the proposed activities	Estimated 100 children from low-income families will benefit.
	Location Description	Program services provided at 28910 Pujol Street, Temecula, CA 92590.
	Planned Activities	Matrix Code 05 - Other Public Services. S.A.F.E.'s Police Activities League Program is an at-risk youth activity program that provides comprehensive prevention/intervention services, mentoring, and activities for youth age 5-17. CDBG funds will be used for staff salaries (direct cost).
16	**Project Name**	0.171-17 - H.O.P.E. Pantry Program
	Target Area	Countywide
	Goals Supported	Public Services - SL-1
	Needs Addressed	Public Service - SL-1
	Funding	CDBG: $48,693

	Description	H.O.P.E. provides meals to needy families, seniors, and homeless persons in Lake Elsinore, Sedco Hills, Canyon Lake, Wildomar, Meadowbrook, and West Perris areas. CDBG funds will be used for consumable supplies, space cost, utilities, food, and transportation costs.
	Target Date	6/30/2018
	Estimate the number and type of families that will benefit from the proposed activities	Estimated to assist 450 needy families, seniors, and homeless persons.
	Location Description	Food pantry is located at 506 W. Minthorn Street, Lake Elsinore, CA 92530.
	Planned Activities	Matrix code 05W - Food Bank. H.O.P.E. provides meals to needy families, seniors, and homeless persons.
17	**Project Name**	0.172-17 - Service Dogs for Disabled Persons
	Target Area	Countywide
	Goals Supported	Public Service - SL-2
	Needs Addressed	Public Service - SL-2
	Funding	CDBG: $17,500
	Description	Canine Support Teams will train and provide service dogs to disabled individuals requiring a service dog for daily living assistance. CDBG funds will be used for "Scholarships" for eligible participants.
	Target Date	6/30/2018
	Estimate the number and type of families that will benefit from the proposed activities	Estimated 6 presumed low- mod- income residents with disabilities will benefit.
	Location Description	Facility is located at 26500 Scott Road, Menifee, CA 92584.
	Planned Activities	Matrix Code 05B - Handicapped Services. Canine Support Teams will train and provide service dogs to disabled individuals requiring a service dog for daily living assistance.
18	**Project Name**	0.173-17 - Project Home Program
	Target Area	Countywide

	Goals Supported	Public Services - SL-1
	Needs Addressed	Public Service - SL-1
	Funding	CDBG: $37,500
	Description	Riverside Community Housing Corporation provides a Project Home Program to provide housing services to at-risk and literally homeless families in Riverside County. Services will provide mobile outreach and navigation to stable housing. CDBG funds will be used for staff salaries (direct cost), transportation, and telephone cost.
	Target Date	6/30/2018
	Estimate the number and type of families that will benefit from the proposed activities	An estimated 225, at-risk and literally homeless families will benefit.
	Location Description	Services will be provided at 5555 Arlington Avenue, Riverside, CA 92504.
	Planned Activities	Matrix Code 05 - Other Public Services. Riverside Community Housing Corporation provides a Project Home Program to provide mobile outreach and navigation to stable housing services to at-risk and literally homeless families in Riverside County.
19	**Project Name**	0.174-17 - 211 Helpline/Information Resource Referral Service
	Target Area	Countywide
	Goals Supported	Public Services - SL-1
	Needs Addressed	Public Service - SL-1
	Funding	CDBG: $18,000
	Description	The 211 Information and Referral Service Program is part of a national movement designed to revolutionize access. The call center operates the Helpline Crisis Suicide Prevention Line and has trained Specialist to assist veterans, seniors, disabled, and other individuals needing housing assistance. CDBG funds will be used to purchase equipment, call center software, staff salaries (Direct costs), and other program related expenses to improve the quality of services.
	Target Date	6/30/2018

	Estimate the number and type of families that will benefit from the proposed activities	Estimated 1,500 low- mod- income individuals will benefit.
	Location Description	Facility is located at 2060 University Avenue, Suite 212, Riverside, CA 92507.
	Planned Activities	Matrix Code 05 - Other Public Services. The call center operates the Helpline Crisis Suicide Prevention Line and has trained Specialist to assist veterans, seniors, disabled, and other individuals needing housing assistance.
20	**Project Name**	0.175-17 - Court Appointed Special Advocate (CASA) Program
	Target Area	Countywide
	Goals Supported	Public Services - SL-1
	Needs Addressed	Public Service - SL-1
	Funding	CDBG: $59,206
	Description	Voices for Children, Court Appointed Special Advocate (CASA) Program, provides volunteers who are requested by a judge to represent the best interests of an abused or neglected child in court. These trained volunteers independently investigate an abused child's circumstances, report findings to the Courts, monitor the delivery of services, and advocate on the child's behalf throughout the process. CDBG funds will be used for staff salaries/benefits (direct costs), equipment leases, supplies, telephone, and other operational expenses.
	Target Date	6/30/2018
	Estimate the number and type of families that will benefit from the proposed activities	Estimated that 24, presumed extremely low-income children of the court will be assisted.
	Location Description	Services provided at Riverside County Courthouses.

OMB Control No: 2506-0117 (exp. 07/31/2015)

	Planned Activities	Matrix Code 05N - Services for Abused and Neglected. Voices for Children, Court Appointed Special Advocate (CASA) Program, provides volunteers who are requested by a judge to represent the best interests of an abused or neglected child in court. These trained volunteers independently investigate an abused child's circumstances, report findings to the Courts, monitor the delivery of services, and advocate on the child's behalf throughout the process.
21	**Project Name**	0.176-17 - Community Impact Plans
	Target Area	Countywide
	Goals Supported	Code Enforcement
	Needs Addressed	Code Enforcement
	Funding	CDBG: $268,384
	Description	CDBG funds will be used by the County to conduct enhanced code enforcement activities in targeted unincorporated areas of the County. The purpose of code enforcement is to enhance public safety and the quality of life, through fair enforcement of laws and codes, in partnership with communities, as well as, private and publically-funded improvements, rehabilitation, and other services. The CDBG-funded code enforcement will target dangerous and substandard structures, zoning violations, and other health and safety issues. Eligible costs include the salaries (direct cost), overhead, and related expenses of code enforcement officers and legal proceedings.
	Target Date	6/30/2018
	Estimate the number and type of families that will benefit from the proposed activities	Estimated 118,585 will benefit from code-enforcement activities in targeted unincorporated low-mod income areas of the County.
	Location Description	Low-Income Unincorporated Communities of Riverside County.
	Planned Activities	Matrix Code 15 - Code Enforcement. CDBG funds will be used by the County to conduct enhanced code enforcement activities in targeted unincorporated areas of the County. The purpose of code enforcement is to enhance public safety and the quality of life, through fair enforcement of laws and codes, in partnership with communities, as well as, private and publically-funded improvements, rehabilitation, and other services.
	Project Name	0.177-17 - Home Enhancement Grant Program

22	**Target Area**	Countywide
	Goals Supported	Rehabilitation - DH-2
	Needs Addressed	Rehabilitation- DH-2
	Funding	CDBG: $63,331
	Description	CDBG funds will be used to pay for costs associated with grants to assist homeowners with rehabilitation of stick-built and modular (attached to private land) owner-occupied single-family residences. Grants are for the cost of exterior rehabilitation relative to the health, safety, and Housing Quality Standards of a property as defined by U.S. Department of Housing and Urban Development.
	Target Date	6/30/2018
	Estimate the number and type of families that will benefit from the proposed activities	Estimated 10 homeowners of stick-built or modular (attached to private land) owner-occupied single-family households will benefit.
	Location Description	Unincorporated Communities of Riverside County
	Planned Activities	Matrix Code 14A - Rehab: Single Unit Residential. CDBG funds will be used to pay for costs associated with grants to assist homeowners with rehabilitation of stick-built and modular (attached to private land) owner-occupied single-family residences.
23	**Project Name**	0.178-17 - Murrieta Comprehensive Care Program
	Target Area	Countywide
	Goals Supported	Public Services - SL-1
	Needs Addressed	Public Service - SL-1
	Funding	CDBG: $25,000
	Description	Community Food Pantry of Murrieta provides emergency assistance to homeless and low-income clients. Clients are provided assistance with social services consultations, health/medical care, counseling, clothing, food, and household items. CDBG funds will be used for program related costs.
	Target Date	6/30/2018

	Estimate the number and type of families that will benefit from the proposed activities	An estimated 1,000 homeless and low-income clients will benefit from emergency assistance.
	Location Description	Program services provided at 39493 and 39429 Los Alamos Road, Murrieta, CA 92563.
	Planned Activities	Matrix Code 05 - Other Public Services. Community Food Pantry of Murrieta provides emergency assistance to homeless and low-income clients. Clients are provided assistance with social services consultations, health/medical care, counseling, clothing, food, and household items.
24	**Project Name**	0.179-17 - Critical Home Maintenance and Repair Program
	Target Area	Countywide
	Goals Supported	Rehabilitation - DH-2
	Needs Addressed	Rehabilitation- DH-2
	Funding	CDBG: $29,299
	Description	Habitat for Humanity Inland Valley provides both major and minor home repair for low-to moderate-income families, seniors, and veterans to help keep homes affordable and secure. CDBG funds will be used for staff salaries/benefits (direct costs), consultant and contact services, volunteer supplies, permit fees, and other program related expenses.
	Target Date	6/30/2018
	Estimate the number and type of families that will benefit from the proposed activities	Estimated 4 low- mod- income families, seniors, and/or veterans will benefit.
	Location Description	Various locations countywide.
	Planned Activities	Matrix Code 14A - Rehab Single Unit Residential. Habitat for Humanity Inland Valley provides both major and minor home repair for low-to moderate-income families, seniors, and veterans to help keep homes affordable and secure.
25	**Project Name**	0.180-17 - STEAM Enhancements and Robotics Program
	Target Area	Countywide
	Goals Supported	Public Services - SL-1

	Needs Addressed	Public Service - SL-1
	Funding	CDBG: $10,000
	Description	The STEAM Enhancements and Robotics Program is the next step in expanding academic technology access to at-risk and vulnerable students. The program will provide high-quality academic and hands-on experience with technology and robotics to ensure that the youth are equipped and ready to pursue a secondary education or enter a competitive workforce. CDBG funds will be used for staff salaries/benefits (direct costs), purchase of equipment, and other program related expenses.
	Target Date	6/30/2018
	Estimate the number and type of families that will benefit from the proposed activities	Estimated 75 low- mod- income at-risk and vulnerable youth that have been income certified will benefit.
	Location Description	Center is located at 24275 Jefferson Avenue, Murrieta, CA 92562.
	Planned Activities	Matrix Code 05 - Other Public Services. The STEAM will provide high-quality academic and hands-on experience with technology and robotics to ensure that the youth are equipped and ready to pursue a secondary education or enter a competitive workforce.
26	**Project Name**	0.181-17 - Women's Health Assistance Program
	Target Area	Countywide
	Goals Supported	Public Services - SL-1
	Needs Addressed	Public Service - SL-1
	Funding	CDBG: $10,000
	Description	The Women's Health Program provides breast cancer awareness, support, and medical services to low-income women of Southwest Riverside County that are uninsured or underinsured. CDBG funds will be used for salaries (direct cost), counseling, referrals, testing, screening, and other program related expenses.
	Target Date	6/30/2018
	Estimate the number and type of families that will benefit from the proposed activities	Estimated 50 low- mod- income individuals will benefit.

OMB Control No: 2506-0117 (exp. 07/31/2015)

	Location Description	Center is located at 27645 Jefferson Avenue, #117, Temecula, CA 92590.
	Planned Activities	Matrix Code 05 - Other Public Services. The Women's Health Program provides breast cancer awareness, support, and medical services to low-income women of Southwest Riverside County that are uninsured or underinsured.
27	**Project Name**	0.182-17 - Kin Care
	Target Area	Countywide
	Goals Supported	Public Services - SL-1
	Needs Addressed	Public Service - SL-1
	Funding	CDBG: $9,000
	Description	Kin Care provides a comprehensive needs assessment for individuals and families in order to allow for children to remain within their extended family and not be placed in the foster care system. CDBG funds will assist with operating costs, staff salaries (direct cost), and supplies.
	Target Date	6/30/2018
	Estimate the number and type of families that will benefit from the proposed activities	Estimated 150 children presumed low- mod- income will benefit.
	Location Description	Center is located at 749 North State Street, Hemet, CA 92543.
	Planned Activities	Matrix Code 05N - Services for Abused and Neglected. Kin Care provides a comprehensive needs assessment for individuals and families in order to allow for children to remain within their extended family and not be placed in the foster care system.
28	**Project Name**	1.87-17 - Main Street Transitional Living Program
	Target Area	Supervisorial Districts
	Goals Supported	Public Services - SL-1
	Needs Addressed	Public Service - SL-1
	Funding	CDBG: $27,136

	Description	Operation SafeHouse provides a Main Street Transitional Living Program for youth to provide housing assistance for homeless, runaways, or those aging out of foster care. CDBG funds will be used for staff salaries (direct cost), utilities, insurance, and supplies to assist in the operation of the facility.
	Target Date	6/30/2018
	Estimate the number and type of families that will benefit from the proposed activities	Estimated 10 adults presumed extremely low-income, ages 18-24, will benefit.
	Location Description	Programs are provided at 4509 & 4539 Main Street, Riverside, CA 92501.
	Planned Activities	Matrix Code 03T - Operating Costs of Homeless Programs. Operation SafeHouse provides a Main Street Transitional Living Program for youth to provide housing assistance for homeless, runaways, or those aging out of foster care.
29	**Project Name**	1.88-17 - Wildomar Senior Center Transportation Program
	Target Area	Supervisorial Districts
	Goals Supported	Public Services - SL-1
	Needs Addressed	Public Service - SL-1
	Funding	CDBG: $5,000
	Description	Merit Housing provides transportation services to seniors through the Wildomar Senior Center to assist them with getting to and from their essential daily errands, appointments, fitness classes, and outreach programs. CDBG funds will be used to pay staff salaries (direct cost), utilities, pool maintenance, recreational activities, transportation costs, and related operating expenses.
	Target Date	6/30/2018
	Estimate the number and type of families that will benefit from the proposed activities	Estimated that 100 presumed low- mod- income seniors will be assisted.
	Location Description	Center is located at 32325 S. Pasadena Avenue, Wildomar, CA 92595.

	Planned Activities	Matrix Code 05A - Senior Services. Merit Housing provides transportation services to seniors through the Wildomar Senior Center to assist them with getting to and from their essential daily errands, appointments, fitness classes, and outreach programs.
30	**Project Name**	1.89-17 - 1st District Public Facility Fund
	Target Area	Supervisorial Districts
	Goals Supported	Public Facility/Infrastructure - SL-3
	Needs Addressed	Public Facility/Infrastructure - SL-3
	Funding	CDBG: $447,685
	Description	CDBG funds will be used to construct eligible public facilities located in low-income areas or serving low-moderate income persons in the 1st District. As specific and eligible projects are identified, the County will proceed with amendments to the 2017-2018 One Year Action Plan pursuant to the Citizen Participation Plan.
	Target Date	6/30/2018
	Estimate the number and type of families that will benefit from the proposed activities	Benefit will occur as specific and eligible projects are identified in low-income areas or serving low-moderate income persons in the 1st District.
	Location Description	Benefit will occur as specific and eligible projects are identified in low-income areas or serving low-moderate income persons in the 1st District.
	Planned Activities	Matrix Code 03 - Other Public Facilities/Improvements. As specific and eligible projects are identified, the County will construct eligible public facilities located in low-income areas or serving low-moderate income persons in the 1st District.
31	**Project Name**	1.LE.57-17 - City of Lake Elsinore Street Improvements Project
	Target Area	Metro City
	Goals Supported	Public Facility/Infrastructure - SL-1
	Needs Addressed	Public Facility/Infrastructure - SL-1
	Funding	CDBG: $344,050

	Description	The City of Lake Elsinore will design and construct street paving located in low income areas of Lake Elsinore and peripheral sidewalk improvements along: Lakeshore Drive and Riverside to Machado to improve pedestrian safety and ADA accessibility. CDBG funds will be used for staff (direct cost), design, and construction costs.
	Target Date	6/30/2018
	Estimate the number and type of families that will benefit from the proposed activities	Estimated to benefit 18,690 residents in low- mod- income areas of the city will benefit.
	Location Description	Low- mod income areas in the Lake Elsinore.
	Planned Activities	Matrix Code 03L - Street Improvements. The City of Lake Elsinore will utilize CDBG funds to design and construct street paving located in low income areas of Lake Elsinore and peripheral sidewalk improvements to improve pedestrian safety and ADA accessibility.
32	**Project Name**	1.LE.58-17 - Vista Community Clinic
	Target Area	Metro City
	Goals Supported	Public Services - SL-1
	Needs Addressed	Public Service - SL-1
	Funding	CDBG: $15,000
	Description	Vista Community Clinic Health Center provides medical care and assistance with obtaining health insurance to low-income residents of Lake Elsinore. CDBG funds will be used for the salary of a Certified Enrollment Counselor (direct cost).
	Target Date	6/30/2018
	Estimate the number and type of families that will benefit from the proposed activities	Estimated 100 low- mod- limited income clientele who are income certified will benefit.
	Location Description	Clinic is located at 30195 Fraser Drive, Lake Elsinore, CA 92530.

	Planned Activities	Matrix Code 05M - Health Services. Vista Community Clinic Health Center provides medical care and assistance with obtaining health insurance to low-income residents of Lake Elsinore.
33	**Project Name**	1.LE.59-17 - Boys and Girls Clubs of Southwest County
	Target Area	Metro City
	Goals Supported	Public Service - SL-2
	Needs Addressed	Public Service - SL-2
	Funding	CDBG: $10,000
	Description	The Boys and Girls Club of Southwest County will provide two after-school programs at Alberhill Ranch Clubhouse. The program provide transportation, to and from school, as well as academic and recreation enrichment programs. CDBG funds will used for "scholarships" for students from low-income families.
	Target Date	6/30/2018
	Estimate the number and type of families that will benefit from the proposed activities	Estimated 20 low- mod- limited income clientele who are income certified will benefit.
	Location Description	Center is located at 3711 Nichols Road, Lake Elsinore, CA 92530.
	Planned Activities	Matrix Code 05 - Other Public Services. The Boys and Girls Club of Southwest County will provide two after-school programs at Alberhill Ranch Clubhouse. The program provide transportation, to and from school, as well as academic and recreation enrichment programs.
34	**Project Name**	1.LE.60-17 - CDBG Administrative Cost - EDA
	Target Area	Administration
	Goals Supported	Administration
	Needs Addressed	Administration
	Funding	CDBG: $56,208
	Description	The City of Lake Elsinore will allocate funds to the County to provide program management, coordination, monitoring, and evaluation of the City's CDBG Program.
	Target Date	6/30/2018

	Estimate the number and type of families that will benefit from the proposed activities	Metro City, City of Lake Elsinore, will benefit from the County providing program management, coordination, monitoring, and evaluation of the City's CDBG Program.
	Location Description	General program Administration activities provided by the County will take place at, 5555Arlington Avenue, Riverside, CA 92504.
	Planned Activities	Matrix Code 21A - General Program Administration. Activities include program management, coordination, monitoring, and evaluation of the City's CDBG Program.
35	**Project Name**	1.WD.17-17 - Code Enforcement Program
	Target Area	Cooperating Cities
	Goals Supported	Code Enforcement
	Needs Addressed	Code Enforcement
	Funding	CDBG: $15,000
	Description	CDBG funds will be used by the City of Wildomar to conduct enhanced code enforcement activities in targeted areas of the city. The purpose of code enforcement is to enhance public safety and the quality of life, through fair enforcement of laws and codes. Eligible costs include the salaries (direct cost), overhead, and related expenses of code enforcement officers.
	Target Date	6/30/2018
	Estimate the number and type of families that will benefit from the proposed activities	Estimated 1,235 residents in low- mod- income areas of Wildomar will benefit from Code Enforcement.
	Location Description	Various low-mod- income areas in the City of Wildomar.
	Planned Activities	CDBG funds will be used by the City of Wildomar to conduct enhanced code enforcement activities in targeted areas of the city. The purpose of code enforcement is to enhance public safety and the quality of life, through fair enforcement of laws and codes.
36	**Project Name**	1.WD.18-17 - City of Wildomar Gateway Project Phase II
	Target Area	Cooperating Cities
	Goals Supported	Public Facility/Infrastructure - SL-3

	Needs Addressed	Public Facility/Infrastructure - SL-3
	Funding	CDBG: $10,360
	Description	The City of Wildomar will pay for costs associated with the development and construction of a small park on City-owned property located at Malaga Road and Mission Trail. The project is a continuation and will include landscaping, irrigation system, walkway pavers, granite path, and a monument sign at the entry. CDBG funds will be used for project staff salaries (direct cost), design, and construction cost.
	Target Date	6/30/2018
	Estimate the number and type of families that will benefit from the proposed activities	Estimated 1,235 residents in low- mod- income areas of Wildomar will benefit.
	Location Description	Malaga Road/Mission Trail, Wildomar, CA 92595.
	Planned Activities	Matrix Code 03F - Parks, Recreational Facilities. The City of Wildomar will pay for costs associated with the development and construction of a small park on City-owned property located at Malaga Road and Mission Trail. The project is a continuation and will include landscaping, irrigation system, walkway pavers, granite path, and a monument sign at the entry.
37	**Project Name**	1.WD.19-17 - City of Wildomar Sidewalk Project
	Target Area	Cooperating Cities
	Goals Supported	Public Facility/Infrastructure - SL-1
	Needs Addressed	Public Facility/Infrastructure - SL-1
	Funding	CDBG: $106,551
	Description	The City of Wildomar will continue to reconstruct and install sidewalks on Wildomar Road, Sedco Blvd, Mission Trail, Railroad, and Bundy Canyon. CDBG funds will be used for design and construction cost and direct staff cost.
	Target Date	6/30/2018
	Estimate the number and type of families that will benefit from the proposed activities	Estimated 1,235 residents in low- mod- income areas of Wildomar will benefit.

OMB Control No: 2506-0117 (exp. 07/31/2015)

	Location Description	Wildomar Road, Sedco Blvd, Mission Trail, Railroad, and Bundy Canyon.
	Planned Activities	Matrix Code 03L - Sidewalk. The City of Wildomar will continue to reconstruct and install sidewalks on Wildomar Road, Sedco Blvd, Mission Trail, Railroad, and Bundy Canyon.
38	**Project Name**	2.76-17 - 2nd District Public Facility Fund
	Target Area	Supervisorial Districts
	Goals Supported	Public Facility/Infrastructure - SL-3
	Needs Addressed	Public Facility/Infrastructure - SL-3
	Funding	CDBG: $198,403
	Description	CDBG funds will be used to construct eligible public facilites/infrastructure located in low-income areas or serving low-moderate income persons in the 2nd District. As specific and eligible projects are identified, the County will proceed with amendments to the 2017-2018 One Year Action Plan pursuant to the Citizens Participation Plan.
	Target Date	6/30/2018
	Estimate the number and type of families that will benefit from the proposed activities	Eligible public facility projects will be located in low-income areas or serving low-moderate income persons.
	Location Description	As eligible projects are identified they will be located in the unincorporated areas in the 2nd District.
	Planned Activities	Matrix Code 03 - Other Public Facilities-Improvements. CDBG funds will be used to construct eligible public facilities. As specific and eligible projects are identified, the County will proceed with amendments and reprogramming of funds to project.
39	**Project Name**	2.EV.15-17 - Eastvale Sidewalk Project
	Target Area	Cooperating Cities
	Goals Supported	Public Facility/Infrastructure - SL-1
	Needs Addressed	Public Facility/Infrastructure - SL-1
	Funding	CDBG: $141,911
	Description	The City of Eastvale will use CDBG funds to enhance pedestrian safety by installing new, and upgrading existing, pedestrian sidewalk ramps to meet ADA requirements in the Walters Street, Hall Avenue, and Selby Avenue area of the city.

OMB Control No: 2506-0117 (exp. 07/31/2015)

	Target Date	6/30/2018
	Estimate the number and type of families that will benefit from the proposed activities	Estimated 100 presumed low- mod- income residents with disabilities will benefit.
	Location Description	Walters Street, Hall Avenue, and Selby Avenue.
	Planned Activities	Matrix Code 03L - Sidewalks. The City of Eastvale will use CDBG funds to enhance pedestrian safety by installing new, and upgrading existing, pedestrian sidewalk ramps to meet ADA requirements in the Walters Street, Hall Avenue, and Selby Avenue area of the city.
40	**Project Name**	2.JV.05-17 - Citywide ADA Sidewalk Project
	Target Area	Cooperating Cities
	Goals Supported	Public Facility/Infrastructure - SL-1
	Needs Addressed	Public Facility/Infrastructure - SL-1
	Funding	CDBG: $254,778
	Description	The City of Jurupa Valley will use CDBG funds to construct and install ADA accessible ramps in low-income areas throughout the city.
	Target Date	6/30/2018
	Estimate the number and type of families that will benefit from the proposed activities	Estimated 14,501 presumed low-mod- income residents will benefit throughout the city.
	Location Description	Citywide
	Planned Activities	Matrix Code 03L - Sidewalks. The City of Jurupa Valley will use CDBG funds to construct and install ADA accessible ramps in low-income areas throughout the city.
41	**Project Name**	2.JV.06-17 - ADA Infrastructure Upgrade Project
	Target Area	Cooperating Cities
	Goals Supported	Public Facility/Infrastructure - SL-1
	Needs Addressed	Public Facility/Infrastructure - SL-1
	Funding	CDBG: $100,000

	Description	The City of Jurupa Valley will use CDBG funds to design and construct an ADA compliant elevator or lift system at their City Hall facility.
	Target Date	6/30/2018
	Estimate the number and type of families that will benefit from the proposed activities	Estimated 14,501 presumed low-mod- income residents will benefit throughout the city.
	Location Description	Project will be at 8930 Limonite Avenue, Jurupa Valley, CA 92509.
	Planned Activities	Matrix Code 03 - Other Public Facilities/Improvements. The City of Jurupa Valley will use CDBG funds to design and construct an ADA compliant elevator or lift system at their City Hall facility.
42	**Project Name**	2.NR.43-17 - Ingalls Park ADA Restroom Project Phase II
	Target Area	Cooperating Cities
	Goals Supported	Public Facility/Infrastructure - SL-1
	Needs Addressed	Public Facility/Infrastructure - SL-1
	Funding	CDBG: $67,549
	Description	CDBG funds will be used to purchase and install an additional pre-fabricated, fully-equipped, ADA-accessible restroom at Ingalls Park in the City of Norco to improve access for persons with disabilities.
	Target Date	6/30/2018
	Estimate the number and type of families that will benefit from the proposed activities	Estimated 3,132 presumed low-mod income individuals with disabilities will benefit.
	Location Description	Park is located in City of Norco at 3737 Crestview Drive, Norco, CA 92860.
	Planned Activities	Matrix Code 03F - Parks, Recreational Facilities. CDBG funds will be used to purchase and install an additional pre-fabricated, fully-equipped, ADA-accessible restroom at Ingalls Park in the City of Norco to improve access for persons with disabilities.
43	**Project Name**	2.NR.44-17 - Senior Recreation and Community Services
	Target Area	Cooperating Cities
	Goals Supported	Public Services - SL-1

OMB Control No: 2506-0117 (exp. 07/31/2015)

	Needs Addressed	Public Service - SL-1
	Funding	CDBG: $12,867
	Description	The City will provide various health, recreational, educational, and social programs to seniors in the city of Norco. CDBG funds will be used to pay for staff salaries (direct cost).
	Target Date	6/30/2018
	Estimate the number and type of families that will benefit from the proposed activities	Estimated 500 presumed low-mod- income seniors will benefit.
	Location Description	Center is located at 2690 Clark Avenue, Norco, CA 92860.
	Planned Activities	Matrix Code 05A - Senior Services. The City will provide various health, recreational, educational, and social programs to seniors in the city of Norco.
44	**Project Name**	3.132-17 - Idyllwild HELP Center
	Target Area	Supervisorial Districts
	Goals Supported	Public Services - SL-1
	Needs Addressed	Public Service - SL-1
	Funding	CDBG: $10,000
	Description	The Center provides food, medical assistance, utility/food vouchers, food pantry, and counseling to low-income persons in the Idyllwild, Pine Cove, Fern Valley, and Mountain Center
	Target Date	6/30/2018
	Estimate the number and type of families that will benefit from the proposed activities	Estimated 125 low- mod- income persons will benefit.
	Location Description	Center is located at 26330 Hwy 243, Idyllwild, CA 92549.
	Planned Activities	Matrix Code 05- Other Public Services. The Center provides food, medical assistance, utility/food vouchers, food pantry, and counseling to low-income persons in the Idyllwild, Pine Cove, Fern Valley, and Mountain Center

45	**Project Name**	3.133-17 - Care-A-Van Transit
	Target Area	Supervisorial Districts
	Goals Supported	Public Services - SL-1
	Needs Addressed	Public Service - SL-1
	Funding	CDBG: $5,000
	Description	Care-A-Van provides transportation services for elderly and permanently disabled individuals to and from medical appointments, visits to social service agencies, and other necessary errands. CDBG funds will be used for staff salaries (direct cost).
	Target Date	6/30/2018
	Estimate the number and type of families that will benefit from the proposed activities	Estimated 225 presumed low- mod- income elderly and permanently disabled individuals will benefit.
	Location Description	Services are provided at 749 N. State Street, Hemet, CA 92543.
	Planned Activities	Matrix Code 05 - Other Public Services. Care-A-Van provides transportation services for elderly and permanently disabled individuals to and from medical appointments, visits to social service agencies, and other necessary errands.
46	**Project Name**	3.134-17 - Emergency Food Assistance Program
	Target Area	Supervisorial Districts
	Goals Supported	Public Services - SL-1
	Needs Addressed	Public Service - SL-1
	Funding	CDBG: $10,000
	Description	The Community Pantry provides assistance to individuals and families in need of emergency food and housing in the Hemet and San Jacinto areas. CDBG funds will be used for the purchase of food and other program related expenses.
	Target Date	6/30/2018

	Estimate the number and type of families that will benefit from the proposed activities	Estimated 1,000 low- mod- income individuals will benefit.
	Location Description	Pantry is located at 521 N. San Jacinto Street, Hemet, CA 92543.
	Planned Activities	Matrix Code 05W - Food Banks. The Community Pantry provides assistance to individuals and families in need of emergency food and housing in the Hemet and San Jacinto areas. CDBG funds will be used for the purchase of food and other program related expenses.
47	**Project Name**	3.135-17 - FSA San Jacinto Senior Service Program
	Target Area	Supervisorial Districts
	Goals Supported	Public Services - SL-1
	Needs Addressed	Public Service - SL-1
	Funding	CDBG: $20,000
	Description	FSA offers more than a meal program to senior residents of the San Jacinto Valley. The program provides meals to seniors 62 years of age and older in either a group setting or home-delivered services. The meal service helps preserve dignity and independence by delaying nursing home placements, as well as reducing the frequency of hospitalizations and improving physical health through meeting nutritional needs. CDBG funds will be used for staff salaries (direct cost), food, supplies, and other program related expenses.
	Target Date	6/30/2018
	Estimate the number and type of families that will benefit from the proposed activities	Estimated 300 presumed low- mod income seniors will benefit.
	Location Description	Center is located at 625 S. Pico Ave., San Jacinto, CA 92583.
	Planned Activities	Matrix Code 05A - Senior Services. The program provides meals to seniors 62 years of age and older in either a group setting or home-delivered services. The meal service helps preserve dignity and independence by delaying nursing home placements, as well as reducing the frequency of hospitalizations and improving physical health through meeting nutritional needs.

OMB Control No: 2506-0117 (exp. 07/31/2015)

48	**Project Name**	3.136-17 - Anza Community Hall Improvement Project- Phase II
	Target Area	Supervisorial Districts
	Goals Supported	Public Facility/Infrastructure - SL-1
	Needs Addressed	Public Facility/Infrastructure - SL-1
	Funding	CDBG: $70,000
	Description	The Anza Community Hall provides food assistance, healthcare services, and education classes to residents in the Anza Valley area. CDBG funds will be used for architectural and design, construction, and materials for ADA upgrades.
	Target Date	6/30/2018
	Estimate the number and type of families that will benefit from the proposed activities	Estimated 5,225 individuals in the low- mod- income area of Anza will benefit.
	Location Description	Center is located at 56630 CA-371, Anza, CA 92539.
	Planned Activities	Matrix Code 03E - Neighborhood Facilities. The Anza Community Hall provides food assistance, healthcare services, and education classes to residents in the Anza Valley area.
49	**Project Name**	3.MR.41-17 - Pedestrian Safety Enhancement Project 2017-2018
	Target Area	Cooperating Cities
	Goals Supported	Public Facility/Infrastructure - SL-1
	Needs Addressed	Public Facility/Infrastructure - SL-1
	Funding	CDBG: $239,092
	Description	CDBG funds will be used to enhance pedestrian safety by installing new and upgrading existing pedestrian facility ramps to meet ADA requirements throughout the city. The project will include the installation of 32 ADA compliant pedestrian ramps. Eligible costs will include, design, construction and project management.
	Target Date	6/30/2018

	Estimate the number and type of families that will benefit from the proposed activities	Estimated 5,856 presumed low-mod- income residents with disabilities will benefit.
	Location Description	Various locations throughout the city.
	Planned Activities	Matrix Code 03 - Public Facilities/Infrastructure. CDBG funds will be used to enhance pedestrian safety by installing new and upgrading existing pedestrian facility ramps to meet ADA requirements throughout the city. The project will include the installation of 32 ADA compliant pedestrian ramps.
50	**Project Name**	3.MR.42-17 - Kids of Summer and Soar Programs
	Target Area	Cooperating Cities
	Goals Supported	Public Service - SL-2
	Needs Addressed	Public Service - SL-2
	Funding	CDBG: $5,000
	Description	Rose Again Foundation serves children and youth in the Foster Care System. CDBG Funds will be used for participation fees in a child/youth selected camp or extracurricular activity.
	Target Date	6/30/2018
	Estimate the number and type of families that will benefit from the proposed activities	Estimated 25 low- mod- income children/youth will benefit.
	Location Description	Various locations in SW Riverside County.
	Planned Activities	Matrix code 05 - Other Public Services. Rose Again Foundation serves children and youth in the Foster Care System.
51	**Project Name**	3.SJ.06-17 - San Jacinto Public Library
	Target Area	Cooperating Cities
	Goals Supported	Public Facility/Infrastructure - SL-3
	Needs Addressed	Public Facility/Infrastructure - SL-3
	Funding	CDBG: $780,000

	Description	The City of San Jacinto will utilize a vacant lot to construct a New Public Library. CDBG funds will be used for architectural and engineering design, and construction.
	Target Date	6/30/2018
	Estimate the number and type of families that will benefit from the proposed activities	Estimated to benefit 40,850 residents in low- mod- income areas of the city will benefit.
	Location Description	The City of San Jacinto will utilize a vacant lot to construct a New Public Library.
	Planned Activities	Matrix Code 03E - Neighborhood Facilities. The City of San Jacinto will utilize a vacant lot to construct a New Public Library.
52	**Project Name**	4.211-17 - St. Elizabeth Food Pantry
	Target Area	Supervisorial Districts
	Goals Supported	Public Services - SL-1
	Needs Addressed	Public Service - SL-1
	Funding	CDBG: $5,000
	Description	St. Elizabeth Food Pantry provides food packages to low-income families, elderly, disabled, at-risk youth, and homeless individuals located in the Desert Hot Springs area. CDBG funds will be used for operational costs including utilities, food supplies, and other operational expenses.
	Target Date	6/30/2018
	Estimate the number and type of families that will benefit from the proposed activities	Estimated 500 low- mod- income individuals will benefit from the Food Pantry services.
	Location Description	Pantry is located at 66700 Pierson Boulevard, Desert Hot Springs, CA 92240.
	Planned Activities	Matrix Code 05W - Food Banks. St. Elizabeth Food Pantry provides food packages to low-income families, elderly, disabled, at-risk youth, and homeless individuals located in the Desert Hot Springs area.
53	**Project Name**	4.212-17 - Mecca Comfort Station
	Target Area	Supervisorial Districts

OMB Control No: 2506-0117 (exp. 07/31/2015)

	Goals Supported	Public Services - SL-1
	Needs Addressed	Public Service - SL-1
	Funding	CDBG: $25,000
	Description	The Galilee Center provides food, clothing, services, and rental assistance to low-income individuals residing in the eastern Coachella Valley. CDBG funds will be used for direct program costs such as laundry and shower facility supplies, utilities, staff salaries (direct cost), and other program related costs.
	Target Date	6/30/2018
	Estimate the number and type of families that will benefit from the proposed activities	Estimated 50 low- mod- income individuals residing in the eastern Coachella Valley will benefit.
	Location Description	Center is located at 66-101 Hammond Street, Mecca, CA 92254.
	Planned Activities	Matrix Code 05 - Other Public Services. The Galilee Center provides food, clothing, services, and rental assistance to low-income individuals residing in the eastern Coachella Valley.
54	**Project Name**	4.213-17 - Food Assistance Program
	Target Area	Supervisorial Districts
	Goals Supported	Public Services - SL-1
	Needs Addressed	Public Service - SL-1
	Funding	CDBG: $6,000
	Description	Family Services of the Desert provides mental health and family services, including food assistance, to residents of Eastern Riverside County. CDBG funds will be used to pay for staff salaries (direct cost), office space, supplies, utilities, and transportation expenses associated with their food assistance program.
	Target Date	6/30/2018
	Estimate the number and type of families that will benefit from the proposed activities	Estimated 1,800 low- mod- income residents of Eastern Riverside County will benefit.

	Location Description	Center is located at 14080 Palm Drive, Suite E, Desert Hot Springs, CA 92240.
	Planned Activities	Matrix Code 05W - Food Banks. Family Services of the Desert provides mental health and family services, including food assistance, to residents of Eastern Riverside County.
55	**Project Name**	4.214-17 - Blythe Harmony Kitchen
	Target Area	Supervisorial Districts
	Goals Supported	Public Services - SL-1
	Needs Addressed	Public Service - SL-1
	Funding	CDBG: $6,477
	Description	The Harmony Kitchen provides lunch, five days a week, to low-income individuals, seniors, and homeless residents of the Palo Verde Valley. CDBG funds will be used for food and other operational expenses such as utilities, staff salaries (direct cost), and program supplies.
	Target Date	6/30/2018
	Estimate the number and type of families that will benefit from the proposed activities	Estimated that 400 low- income individuals, seniors, and homeless of the Palo Verde Valley will be assisted.
	Location Description	Center is located at 219 South Main Street, Blythe, CA 92225.
	Planned Activities	Matrix Code 05W - Food Banks. The Harmony Kitchen provides lunch, five days a week, to low-income individuals, seniors, and homeless residents of the Palo Verde Valley.
56	**Project Name**	4.215-17 - Permanent Supportive Housing Program
	Target Area	Supervisorial Districts
	Goals Supported	Public Services - SL-1
	Needs Addressed	Public Service - SL-1
	Funding	CDBG: $10,000
	Description	Jewish Family Service of San Diego provides comfortable, safe, and affordable housing for chronically homeless, permanently disabled individuals throughout the Coachella Valley. CDBG funds will be used for consumable program supplies.
	Target Date	6/30/2018

	Estimate the number and type of families that will benefit from the proposed activities	Estimated 120 presumed low- mod- income individuals will benefit.
	Location Description	Services provided at 400 S. Farrell Drive, Palm Springs, CA 92262.
	Planned Activities	Matrix Code 03T - Operating Costs of Homeless Programs. Jewish Family Service of San Diego provides comfortable, safe, and affordable housing for chronically homeless, permanently disabled individuals throughout the Coachella Valley.
57	**Project Name**	4.216-17 - Colorado River Community Center Improvement Project-Phase II
	Target Area	Supervisorial Districts
	Goals Supported	Public Facility/Infrastructure - SL-1
	Needs Addressed	Public Facility/Infrastructure - SL-1
	Funding	CDBG: $65,000
	Description	The Colorado River Senior Center provides essential services and programs to residents in the remote Colorado River Communities. CRSC will use CDBG funds to complete facility upgrades at the Center. These upgrades consist of the replacement of existing inefficient A/C units, improvements to the walk-in freezer, solar panel installation, and other improvements.
	Target Date	6/30/2018
	Estimate the number and type of families that will benefit from the proposed activities	Provide services to 3,460 residents in the low- moderate- income areas in the Colorado River communities.
	Location Description	Center is located at 1 Hidden Valley Road, Blythe, CA 92225.
	Planned Activities	Matrix Code 03 - Other Public Facilities/Improvements. The Colorado River Senior Center provides essential services and programs to residents in the remote Colorado River Communities. Upgrades consist of the replacement of existing inefficient A/C units, improvements to the walk-in freezer, solar panel installation, and other improvements.
58	**Project Name**	4.217-17 - Mecca Elementary School Playground Improvements
	Target Area	Supervisorial Districts

OMB Control No: 2506-0117 (exp. 07/31/2015)

	Goals Supported	Public Facility/Infrastructure - SL-1
	Needs Addressed	Public Facility/Infrastructure - SL-1
	Funding	CDBG: $82,972
	Description	Mecca Elementary is located in a low-moderate income area in the 4th District. CDBG funds will be used to purchase and install three shade structures. The improvements will provide a safer and improved recreational area for the community.
	Target Date	6/30/2018
	Estimate the number and type of families that will benefit from the proposed activities	Estimated to benefit 10,665 residents in low- mod- income areas of Mecca will benefit.
	Location Description	Recreational area is located at 65-250 Cahuilla Street, Mecca, CA 92254.
	Planned Activities	Matrix Code 03F - Parks & Recreational Facilities. CDBG funds will be used to purchase and install three shade structures. The improvements will provide a safer and improved recreational area for the community.
59	**Project Name**	4.218-17 - North Shore After School Program
	Target Area	Supervisorial Districts
	Goals Supported	Public Services - SL-1
	Needs Addressed	Public Service - SL-1
	Funding	CDBG: $10,000
	Description	The Desert Recreation Districts program provides access to children from low-income families to participate in the After-School Program in the unincorporated community of North Shore. Children will be afforded the opportunity to participate in supervised creative arts, sports, special events, theme days, drama, games, and homework assistance. CDBG funds will be used to pay for salaries (direct cost), program supplies, and materials.
	Target Date	6/30/2018
	Estimate the number and type of families that will benefit from the proposed activities	Estimated 40 children from low- income families to participate in the After School Program.

OMB Control No: 2506-0117 (exp. 07/31/2015)

	Location Description	Program services provided at 99-155 Sea View Drive, North Shore, CA 92254.
	Planned Activities	Matrix Code 05 - Other Public Services. The Desert Recreation Districts program provides access to children from low-income families to participate in the After-School Program in the unincorporated community of North Shore. Children will be afforded the opportunity to participate in supervised creative arts, sports, special events, theme days, drama, games, and homework assistance.
60	**Project Name**	4.219-17 - Community Recreation Services and Community Engagement
	Target Area	Supervisorial Districts
	Goals Supported	Public Services - SL-1
	Needs Addressed	Public Service - SL-1
	Funding	CDBG: $10,000
	Description	The Desert Recreation Districts program provides community events, activities, movies in the park, teen activities, youth camps, after-school programs, and other recreational programs to residents in North Shore, Mecca, Oasis, Thermal, Thousand Palms, and the Dillon Road communities. CDBG funds will be used to pay for program related expenses, such as staff salaries (direct cost), materials, supplies, and equipment.
	Target Date	6/30/2018
	Estimate the number and type of families that will benefit from the proposed activities	Estimated 7,225 residents in low- moderate- income communities of North Shore, Mecca, Oasis, Thermal, Thousand Palms, and the Dillon Road will benefit.
	Location Description	Residents in North Shore, Mecca, Oasis, Thermal, Thousand Palms, and the Dillon Road communities.
	Planned Activities	Matrix Code 05 - Other Public Services. The Desert Recreation District's program provides community events, activities, movies in the park, teen activities, youth camps, after-school programs, and other recreational programs to residents in North Shore, Mecca, Oasis, Thermal, Thousand Palms, and the Dillon Road communities.
61	**Project Name**	4.220-17 - Desert AIDS Generator Project, Phase III
	Target Area	Supervisorial Districts
	Goals Supported	Public Facility/Infrastructure - SL-1

OMB Control No: 2506-0117 (exp. 07/31/2015)

	Needs Addressed	Public Facility/Infrastructure - SL-1
	Funding	CDBG: $50,000
	Description	The Desert AIDS Project provides medical care and comprehensive support services to people living with HIV/AIDS in the Desert communities. D.A.P. will use CDBG funds for costs associated with the third phase of installing an EPA certified emergency back-up generator. Expenses include labor, materials, construction plans, consultants, permit fees, and other project fees.
	Target Date	6/30/2018
	Estimate the number and type of families that will benefit from the proposed activities	Estimated 2,300 presumed low- mod- income clientele, people living with HIV/AIDS, will benefit.
	Location Description	Facility is located at 1695 North Sunrise Way, Palm Springs, CA 92262.
	Planned Activities	Matrix Code 03S - Facilities for AIDS Patients. The Desert AIDS Project provides medical care and comprehensive support services to people living with HIV/AIDS in the Desert communities. D.A.P. will use CDBG funds for costs associated with the third phase of installing an EPA certified emergency back-up generator.
62	**Project Name**	4.221-17 - Center for Non Profit Advancement (CNA) Building ADA Improvements
	Target Area	Supervisorial Districts
	Goals Supported	Public Facility/Infrastructure - SL-1
	Needs Addressed	Public Facility/Infrastructure - SL-1
	Funding	CDBG: $100,000
	Description	The Center for Nonprofit Advancement (CNA) provides capacity building services to nonprofits serving the residents of the Coachella Valley to increase access to resources. CDBG funds will be used for architectural and design, construction, and materials for ADA upgrades.
	Target Date	6/30/2018
	Estimate the number and type of families that will benefit from the proposed activities	Estimated 48,255 presumed low- mod- income residents with disabilities in the Coachella Valley will benefit.

OMB Control No: 2506-0117 (exp. 07/31/2015)

	Location Description	Center is located at 41-550 Eclectric Street, Palm Desert, CA 92260.
	Planned Activities	Matrix Code 03 - Other Public Facilities/Improvements. The Center for Nonprofit Advancement (CNA) provides capacity building services to nonprofits serving the residents of the Coachella Valley to increase access to resources.
63	**Project Name**	4.222-17 - Riverside County Small Business Growth Program
	Target Area	Supervisorial Districts
	Goals Supported	Economic Development
	Needs Addressed	Economic Development
	Funding	CDBG: $10,000
	Description	The Coachella Valley Women's Business Center will provide consulting, training, and mentoring services to low- to moderate-income micro-enterprises in an effort to provide opportunity for growth. CDBG funds will be used for staff salaries/benefits (direct costs).
	Target Date	6/30/2018
	Estimate the number and type of families that will benefit from the proposed activities	Estimated 8 low- to moderate- income micro enterprises will benefit.
	Location Description	Center is located at 77806 Flora Road, Suite A, Palm Desert, CA 92211.
	Planned Activities	Matrix Code 18C - ED: Micro-Enterprise Assistance. The Coachella Valley Women's Business Center will provide consulting, training, and mentoring services to low- to moderate-income micro-enterprises in an effort to provide opportunity for growth.
64	**Project Name**	4.BL.41-17 - Blythe Park Improvements
	Target Area	Cooperating Cities
	Goals Supported	Public Facility/Infrastructure - SL-1
	Needs Addressed	Public Facility/Infrastructure - SL-1
	Funding	CDBG: $57,805

	Description	The City of Blythe will use CDBG funds to complete park upgrades and improvements at Todd and Miller Parks including safety upgrades, restroom facility upgrades, irrigation upgrades, and upgrades to other park amenities. CDBG funds will be used to pay costs associated with the design and construction of park improvements.
	Target Date	6/30/2018
	Estimate the number and type of families that will benefit from the proposed activities	Estimated 15,440 low- mod- income residents will benefit.
	Location Description	Park locations: Todd Park-405 N. Broadway, Blythe, CA 92225 and Miller Park-500 S. Lovekin, Blythe, CA 92225.
	Planned Activities	Matrix Code 03F - Parks/Recreational Facilities. The City of Blythe will use CDBG funds to complete park upgrades and improvements at Todd and Miller Parks including safety upgrades, restroom facility upgrades, irrigation upgrades, and upgrades to other park amenities.
65	**Project Name**	4.BL.42-17 - Blythe Emergency Food Pantry
	Target Area	Cooperating Cities
	Goals Supported	Public Services - SL-1
	Needs Addressed	Public Service - SL-1
	Funding	CDBG: $7,072
	Description	The Blythe Emergency Food Pantry provides nutritious supplementary food to low-income and homeless residents of the Palo Verde Valley area. CDBG funds will be used to pay rent, purchase food supplies, and to pay for other operational expenses.
	Target Date	6/30/2018
	Estimate the number and type of families that will benefit from the proposed activities	Estimated that 650 low- income individuals and homeless of the Palo Verde Valley will be assisted.
	Location Description	Pantry is located at 181 South Main Street, Blythe, CA 92225.
	Planned Activities	Matrix Code 05W - Food Banks. The Blythe Emergency Food Pantry provides nutritious supplementary food to low-income and homeless residents of the Palo Verde Valley area.

OMB Control No: 2506-0117 (exp. 07/31/2015)

66	**Project Name**	4.CO.15-17 - Code Enforcement Program
	Target Area	Cooperating Cities
	Goals Supported	Code Enforcement
	Needs Addressed	Code Enforcement
	Funding	CDBG: $350,047
	Description	The City of Coachella Code Enforcement Department will use CDBG funds to pay for cost associated with the inspection of code violations and the enforcement of building and safety codes in targeted low/moderate-income neighborhoods in the City. The CDBG funded Code Enforcement activities are part of a comprehensive revitalization effort to address and mitigate blighting conditions. Eligible expenses will include salaries, benefits, and overhead associated with the code enforcement officers.
	Target Date	6/30/2018
	Estimate the number and type of families that will benefit from the proposed activities	Estimated 40,005 residents in low-mod income areas in the City of Coachella will benefit.
	Location Description	Citywide
	Planned Activities	Matrix Code 15 - Code Enforcement. The City of Coachella Code Enforcement Department will use CDBG funds to pay for cost associated with the inspection of code violations and the enforcement of building and safety codes in targeted low/moderate-income neighborhoods in the City.
67	**Project Name**	4.DHS.25-17 - Desert Hot Springs Walking Path Park Project
	Target Area	Cooperating Cities
	Goals Supported	Public Facility/Infrastructure - SL-1
	Needs Addressed	Public Facility/Infrastructure - SL-1
	Funding	CDBG: $212,867
	Description	The City of Desert Hot Springs will use CDBG funds to develop a walking path on Mission Lakes Boulevard. The park will include the installation of five foot sidewalks, ADA ramps, landscaping, benches, trash bins, and will be protected from the street with the installation of a wrought iron fence. CDBG funds will be used to pay for costs associated with design, construction, and park equipment.

OMB Control No: 2506-0117 (exp. 07/31/2015)

	Target Date	6/30/2018
	Estimate the number and type of families that will benefit from the proposed activities	Estimated 9,530 residents in this low-mod income area in the City of Desert Hot Springs will benefit.
	Location Description	Park walking path will be located at Mission Lakes Boulevard, Desert Hot Springs, CA 92240.
	Planned Activities	Matrix Code 03F - Parks/Recreational Facilities. The City of Desert Hot Springs will use CDBG funds to develop a walking path on Mission Lakes Boulevard. The park will include the installation of five foot sidewalks, ADA ramps, landscaping, benches, trash bins, and will be protected from the street with the installation of a wrought iron fence.
68	**Project Name**	4.IW.12-17 - ADA Bus Shelter Improvements
	Target Area	Cooperating Cities
	Goals Supported	Public Facility/Infrastructure - SL-1
	Needs Addressed	Public Facility/Infrastructure - SL-1
	Funding	CDBG: $75,000
	Description	The City of Indian Wells will complete ADA bus shelter improvements at bus stops along Highway 111, a major arterial highway transversing the city. The City strives to create increased accessibility for residents by removing architectural barriers. CDBG funds will be used for costs associated with the design and construction of the bus shelter improvements.
	Target Date	6/30/2018
	Estimate the number and type of families that will benefit from the proposed activities	Estimated 665 presumed low- mod- income clientele will benefit.
	Location Description	Bus stops along Highway 111, Indian Wells, CA 92210.
	Planned Activities	Matrix Code 03 - Other Public Facilities/Improvements. The City of Indian Wells will complete ADA bus shelter improvements at bus stops along Highway 111, a major arterial highway transversing the city. The City strives to create increased accessibility for residents by removing architectural barriers.

OMB Control No: 2506-0117 (exp. 07/31/2015)

69	**Project Name**	4.LQ.29-17 - City of La Quinta Miscellaneous ADA Improvements
	Target Area	Cooperating Cities
	Goals Supported	Public Facility/Infrastructure - SL-1
	Needs Addressed	Public Facility/Infrastructure - SL-1
	Funding	CDBG: $107,285
	Description	The City of La Quinta will use CDBG funds to pay for costs associated with the construction of ADA improvements at various City-owned public facilities, as well as the installation of intersection curb ramps, and compliant sidewalks-all prioritized improvements recommended in the City's ADA Transition Plan report. CDBG funds will be used for design, construction, equipment, materials and supplies, and inspection/testing costs.
	Target Date	6/30/2018
	Estimate the number and type of families that will benefit from the proposed activities	Estimated 118 presumed low- mod- income residents with disabilities will benefit.
	Location Description	Multiple City-owned Locations.
	Planned Activities	The City of La Quinta will use CDBG funds to pay for costs associated with the construction of ADA improvements at various City-owned public facilities, as well as the installation of intersection curb ramps, and compliant sidewalks-all prioritized improvements recommended in the City's ADA Transition Plan report.
70	**Project Name**	4.LQ.30-17 - Boys and Girls Club- Coachella Valley
	Target Area	Cooperating Cities
	Goals Supported	Public Service - SL-2
	Needs Addressed	Public Service - SL-2
	Funding	CDBG: $20,435
	Description	The Boys and Girls Club will use CDBG funds to provide membership scholarships to youth from low-income families. These scholarships will allow eligible individuals to participate in after-school programs including concerts, recreation, and arts and crafts activities.
	Target Date	6/30/2018

	Estimate the number and type of families that will benefit from the proposed activities	Estimated 80 low- mod- limited income participants that are income certified will benefit.
	Location Description	Boys and Girls Club is located at 49-995 Moon River Drive, La Quinta, CA 92253.
	Planned Activities	Matrix Code 05 - Other Public Services. The Boys and Girls Club scholarships will allow eligible individuals to participate in after-school programs including concerts, recreation, and arts and crafts activities.
71	**Project Name**	5.89-17 - Teen Leader Program
	Target Area	Supervisorial Districts
	Goals Supported	Public Services - SL-1
	Needs Addressed	Public Service - SL-1
	Funding	CDBG: $5,000
	Description	The Boys and Girls Club of San Gorgonio Pass provides an after-school program that includes mentorship, guidance, and enrichment programs for low-income youth in the community. Activities include character building, education and leadership, career exploration, money management, health and nutrition programs, and other related activities. CDBG funds will be used for staff salaries (direct cost), travel, and consumable supplies.
	Target Date	6/30/2018
	Estimate the number and type of families that will benefit from the proposed activities	Estimated 10 teens from low- mod- income families will benefit.
	Location Description	The Boys and Girls Club is located at 240 W. Ramsey, Banning, CA 92220.
	Planned Activities	Matrix Code 05D - Youth Services. The Boys and Girls Club of San Gorgonio Pass provides an after-school program that includes mentorship, guidance, and enrichment programs for low-income youth in the community. Activities include character building, education and leadership, career exploration, money management, health and nutrition programs, and other related activities. CDBG funds will be used for staff salaries (direct cost), travel, and consumable supplies.

72	**Project Name**	5.90-17 - Menifee Valley Community Cupboard
	Target Area	Supervisorial Districts
	Goals Supported	Public Services - SL-1
	Needs Addressed	Public Service - SL-1
	Funding	CDBG: $15,000
	Description	The Community Cupboard provides emergency food boxes to low-income individuals and families living in Menifee Valley. CDBG funds will be used for salaries (direct cost), utilities, rent, and the purchase of food.
	Target Date	6/30/2018
	Estimate the number and type of families that will benefit from the proposed activities	Estimated 1,150 low- mod- limited income clientele will be income certified to receive services.
	Location Description	The Community Cupboard is located at 26808 Cherry Hills Boulevard, Menifee, CA 92586.
	Planned Activities	Matrix Code 05W - Food Banks. The Community Cupboard provides emergency food boxes to low-income individuals and families living in Menifee Valley.
73	**Project Name**	5.91-17 - Boys and Girls Club-Camp Kids Program
	Target Area	Supervisorial Districts
	Goals Supported	Public Services - SL-1
	Needs Addressed	Public Service - SL-1
	Funding	CDBG: $5,000
	Description	The Boys and Girls Club of San Gorgonio Pass provides afterschool, summer, and winter break programs at Brookside Elementary in the summer and Anna Hause Elementary School during all other school breaks. Services include character building, sports and recreation, photography, field trips, and computer education. CDBG funds will used for staff salaries (direct cost) and consumable supplies.
	Target Date	6/30/2018

	Estimate the number and type of families that will benefit from the proposed activities	Estimated 10 low- mod- limited income participants that are income certified will benefit.
	Location Description	Services will be provided at 38755 Brookside Avenue, and 1015 Carnation Lane, Beaumont, CA 92223.
	Planned Activities	Matrix Code 05 - Other Public Services. The Boys and Girls Club of San Gorgonio Pass provides afterschool, summer, and winter break programs at Brookside Elementary in the summer and Anna Hause Elementary School during all other school breaks. Services include character building, sports and recreation, photography, field trips, and computer education.
74	**Project Name**	5.92-17 - Noble Creek Community Center ADA Accessibility Project
	Target Area	Supervisorial Districts
	Goals Supported	Public Facility/Infrastructure - SL-1
	Needs Addressed	Public Facility/Infrastructure - SL-1
	Funding	CDBG: $125,000
	Description	The Beaumont-Cherry Valley Recreation and Park District will use CDBG funds for ADA restroom expansion, ADA compliant parking, and pathways. Eligible cost will include construction of an ADA addition at an existing restroom, an accessible path of travel to and from the restroom, signage, and all building appurtenances.
	Target Date	6/30/2018
	Estimate the number and type of families that will benefit from the proposed activities	Estimated 2,583 presumed low- mod- income residents with disabilities will benefit.
	Location Description	Center is located at 390 W. Oak Valley Parkway, Beaumont, CA 92223.
	Planned Activities	Matrix Code 03F - Parks and Recreational Facilities. Eligible cost will include construction of an ADA addition at an existing restroom, an accessible path of travel to and from the restroom, signage, and all building appurtenances.
75	**Project Name**	5.93-17 - Case Work Services
	Target Area	Supervisorial Districts

	Goals Supported	Public Services - SL-1
	Needs Addressed	Public Service - SL-1
	Funding	CDBG: $5,000
	Description	The Casework Services Program provides assistance to low-income persons in Riverside County by providing case management services for individuals requiring homeless services, homelessness prevention services, supportive services, rapid re-housing services, and information and referral services. CDBG funds will be used for program costs including food supplies, client utility payments, motel vouchers, and rental/mortgage assistance.
	Target Date	6/30/2018
	Estimate the number and type of families that will benefit from the proposed activities	Estimated 40 low- mod- income individuals will benefit.
	Location Description	Services will be provided at 2030 Madison Street, Riverside, CA 92504.
	Planned Activities	Matrix Code 05 - Other Public Services. The Casework Services Program provides assistance to low-income persons in Riverside County by providing case management services for individuals requiring homeless services, homelessness prevention services, supportive services, rapid re-housing services, and information and referral services.
76	**Project Name**	5.BEA.33-17 - Sidewalk Improvement Project
	Target Area	Cooperating Cities
	Goals Supported	Public Facility/Infrastructure - SL-1
	Needs Addressed	Public Facility/Infrastructure - SL-1
	Funding	CDBG: $160,832
	Description	The City of Beaumont will use CDBG funds for sidewalk improvements along California, Olive, Beaumont and Elm Avenue, and 1st through 8th Street. The new sidewalks will improve pedestrian safety and ADA accessibility.
	Target Date	6/30/2018

	Estimate the number and type of families that will benefit from the proposed activities	Estimated 2,090 residents in the low- mod- income area of Beaumont will benefit.
	Location Description	Streets along California, Orange, Beaumont, Elm, and 1st-8th Street.
	Planned Activities	Matrix Code 03L - Sidewalks. The City of Beaumont will use CDBG funds for sidewalk improvements along California, Olive, Beaumont and Elm Avenue, and 1st through 8th Street.
77	**Project Name**	5.BN.36-17 - Lions Park Expansion Project
	Target Area	Cooperating Cities
	Goals Supported	Public Facility/Infrastructure - SL-1
	Needs Addressed	Public Facility/Infrastructure - SL-1
	Funding	CDBG: $172,516
	Description	The City of Banning will use CDBG funds to complete the Lions Park Expansion project by developing an additional 7.36 adjacent acres owned by the City. CDBG funds will be used specifically for the construction of two multipurpose fields, parking, lighting, and landscaping.
	Target Date	6/30/2018
	Estimate the number and type of families that will benefit from the proposed activities	Estimated 7,195 residents in the low- mod- income area of Banning will benefit.
	Location Description	Lions Park is located at NW corner of Hargrave and Charles Streets.
	Planned Activities	Matrix Code 03F - Parks and Recreational Facilities. The City of Banning will use CDBG funds to complete the Lions Park Expansion project by developing an additional 7.36 adjacent acres owned by the City.

AP-50 Geographic Distribution – 91.220(f)

Description of the geographic areas of the entitlement (including areas of low-income and minority concentration) where assistance will be directed

Geographically Riverside County is the fourth most populated county in the State, comprising over 7,200 square miles consisting of urbanized neighborhoods, suburban cities, and rural communities. The western portion of the County, which covers approximately one-third of the land area, is the more populous region and has faced higher growth pressures; the desert areas are less densely populated. The County is divided into five (5) Supervisorial Districts and approximately sixty-three (63) unincorporated communities and neighborhoods. The Riverside "Urban County" CPD program includes fourteen (14) cities with populations under 50,000 (participating cities), one (1) Joint "Metro" City with a population over 50,000, and the unincorporated areas of Riverside County. The Metro City is eligible to participate in the CPD programs as an entitlement jurisdiction and receive funding directly from HUD however; the city has elected to join the Urban County for the overall implementation of these programs.

The County is committed to the most effectual distribution of CDBG, HOME, and ESG funds to primarily these areas of the County and to programs and projects that serve the most disadvantaged residents in these communities. The goal is to address high-priority community development needs outlined in the County's CP. (Refer to County Map and Minority and LMI Concentration Maps in Appendix J/K)

Each CDBG and ESG application received was scored and ranked according to the CP priorities, urgency of needs, readiness of projects, experience of program/project administrators, and cost-effectiveness. CDBG program funds will be distributed and expended based on need and program criteria. The County has not established specific priority or target areas per se to focus the investment of CDBG funds therefore, for purposes of the **2017-2018** OYAP, geographic target areas are more loosely defined to include administration, countywide, supervisorial districts, cooperating cities, and metro city(s). Priority is given to CDBG projects that benefit the greatest percentage of LMI persons, both as Low-Mod Area (LMA) or Low-Mod Clientele (LMC). Some service providers in the County may not always be located in LMI census tracts yet their services are designed and intended for LMI clientele. These may include clinics, food pantries, senior centers, health care facilities, etc. CDBG housing rehabilitation programs will be provided on a county-wide basis in the participating cities and unincorporated County areas based on LMI qualification. Supportive services will be available throughout the Urban County to LMI residents and persons with special needs. Public and infrastructure improvements will be located primarily in the Urban County's LMI areas or where those with special needs can benefit from ADA improvement projects. ESG funds will be awarded to projects that will best serve the priority needs of homeless individuals and families and those at risk of becoming homeless. HOME funds will be distributed to those projects that meet priority needs, are timely, and meet other evaluation factors that indicate a strong probability the project will be executed.

Geographic Distribution

Target Area	Percentage of Funds
Countywide	22
Administration	20
Supervisorial Districts	17
Cooperating Cities	36
Metro City	5

Table 10 - Geographic Distribution

Rationale for the priorities for allocating investments geographically

The County is committed to allocating funds that serve the needs of the lowest-income and most disadvantaged residents. The overall focus of this Plan is to use CPD funds for lower-income and special needs individuals and families with the intent they achieve a reasonable standard of living. This priority is based on the County's belief that, by increasing self-sufficiency and economic opportunity, many of the housing, social service, educational, and other needs can be addressed more readily.

In addition to projects and programs accessible to eligible participants, certain projects and programs are targeted to designated LMI CDBG benefit service areas defined as geographic locations (census block groups) where a minimum of 51% of the households residing in those areas are LMI. The geographic distribution of resources and projects/programs, designated to serving an area benefit, is influenced in part by the geographic distribution of LMI households throughout the County.

Other established priorities for allocating CPD funds are based on a number of criteria, including: the established need; eligibility of activities/programs; urgency; cost efficiency; identified gaps in service; availability of other funding sources; and comments and feedback received from citizen participation efforts.

Discussion

The national objective and performance outcome measurement system established by HUD is used as the basis for assigning priorities to needs for which funding may be allocated.
In order for an activity or project to be eligible for funding, it must qualify as meeting one of the three national objectives of the program:

- Principally benefit (at least 51%) low and moderate income persons;
- Aid in the prevention of slums or blight; or
- Meet community development needs having a particular urgency.

Priorities that guide the allocation of CPD funds are derived from the following goals:

- To provide decent housing;
- To provide a suitable living environment; and
- To expand economic opportunities.

In addition to national objectives and performance measurements, the County must weigh and balance the input from different groups and assign funding priorities that best bridge the gaps in the County's service delivery system. The County received input through outreach efforts helping to prioritize funding for community facilities, community services, homeless facilities and services, economic development, and public improvements. In summary, projects are reviewed and funding allocations are made based upon the above criteria, including the projects ability to reach and serve the areas and persons with the greatest need.

Affordable Housing

AP-55 Affordable Housing – 91.220(g)

Introduction

Lower-income households continue to pay a higher percentage of their income for housing, compared to other income groups. A large proportion of lower income renter-households also tend to experience other housing problems such as overcrowding and inadequate housing conditions. In order to help provide decent and affordable housing, and improve the social and economic status for extremely low-, very low-low-, and moderate-income households in the County of Riverside, the following priorities have been established:

1. Provide homeownership opportunities for first-time homebuyers and for the low- and moderate-income community

Homeownership may provide many social and financial benefits to families, children, and communities. There is considerable evidence that homeownership experiences result in greater social stability, education completion, civic participation, and improved quality of life, according to Reexamining the Social Benefits of Homeownership after the Housing Crisis (Joint Center for Housing Studies of Harvard University, August 2013) and Social Benefits of Homeownership and Stable Housing (National Association of Realtors, April 2012).

2. Improve the conditions of substandard housing and substandard existing rental housing for the low income community

As the County's housing inventory ages, maintenance and repairs become more critical. If units fall into disrepair, residents may be subject to unsafe and unhealthful living conditions. Maintaining older units and ensuring that durable construction materials are used for new housing is important in maintaining the supply of housing in the County.

3. Expand the affordable rental housing stock for low-income and special needs households

Based on cost burdened household data from Comprehensive Housing Affordability Strategy (CHAS) and coupled with National Low Income Housing Coalition (NLIHC) projections, there is a great need to expand affordable rental housing stock for low-income households, as well as special needs households including elderly, large families, HIV/AIDS and their families.

4. Shelter the homeless

According to the 2011 Riverside County Homeless Count and Survey Comprehensive Report, prepared by Applied Survey Research, on a given day throughout the County of Riverside, there are approximately 6,203 adults and children who are homeless. Of these, more than 82 percent live on the streets and nearly

18 percent live in emergency shelters or transitional housing. Although HOME regulations prohibit the use of funds for the construction of shelters, the County seeks to develop and construct transitional to permanent housing for the homeless.

5. Address farm worker and migrant farm worker housing needs in Riverside County

Based on December 2014 Labor Market Information from the California Employment Development Department, there were 15,400 farm labor jobs in Riverside County, primarily in the Coachella Valley region. In a survey conducted in December 2006, among 525 farm workers, 72% identified that they live year-round in the Coachella Valley. Approximately 88% lived in conventional housing situations including apartments, houses, and mobile homes. Over 66% were renters living with family members contributing to overcrowding. Among those interviewed, 2% identified that they lived in situations not meant for human habitation such as outdoors, cars, trailers on private property, or in converted garages.

One Year Goals for the Number of Households to be Supported	
Homeless	15
Non-Homeless	16
Special-Needs	0
Total	31

Table 11 - One Year Goals for Affordable Housing by Support Requirement

One Year Goals for the Number of Households Supported Through	
Rental Assistance	15
The Production of New Units	11
Rehab of Existing Units	5
Acquisition of Existing Units	0
Total	31

Table 12 - One Year Goals for Affordable Housing by Support Type

Discussion

Five-Year Affordable Housing Objectives:

The County's Specific Affordable Housing Objectives for the (2014-2019) period are addressed in the following discussion. The discussion includes the basis for assigning the priority; obstacles to meeting underserved needs, and proposed accomplishments that the County hopes to achieve over the next five years.

1. Provide homeownership opportunities for first-time homebuyers and for the very low-, low- and moderate-income community.

1. First Time Home Buyer (FTHB) Program - HOME down payment assistance for very low and low-income households that have not had ownership interest in improved upon residential real property within the most recent three-year period. A covenant agreement will be recorded on the property for the required minimum affordability period based on the down payment assistance amount provided to the homebuyer per §92.254(a)(4) of the HOME rule.
2. Mortgage Credit Certificate (MCC) - Tax credit for qualified households to reduce homeowner income tax liability and increase disposable income to allow the homeowner to afford higher housing costs given their income.

The County will continue to conduct training every year, unless otherwise provided, for mortgage lenders applying for certification or obtaining re-certification to participate in the County's First-Time Home Buyer program and Mortgage Credit Certificate program. In addition to attending the lender training, a lender participation agreement between the County and mortgage lender is required.

2. Improve the conditions of substandard housing and substandard existing rental housing affordable to low-income families.

1. Low-Income Home Energy Assistance Program (LIHEAP) - Community Action Partnership of Riverside County administers a weatherization program available to low income homeowners.
2. Rental Acquisition and Rehabilitation – HOME assistance for acquisition and rehabilitation of substandard existing rental housing converted to affordable rental housing for low-income families.
3. Home Enhancement Grant Program - CDBG grants are used to pay for costs associated exterior rehabilitation relative to the health, safety, and Housing Quality Standards of a property as defined by HUD to assist homeowners with rehabilitation of stick-built and modular (attached to private land) owner-occupied single-family residences.

3. Address farm worker and migrant farm worker housing needs in Riverside County and in the Coachella Valley.

1. Farm worker Housing - HOME assistance for the development, construction, or rehabilitation of affordable housing for low-income farm worker households.

4. Expand the affordable rental housing stock for low-income and special needs households

1. Multi-family - HOME assistance for the development and construction of affordable rental housing for low-income households. Assisted units will be restricted to a minimum of 20-years; a covenant agreement will be recorded on the property for the required minimum affordability period.

5. Shelter the homeless. (Note: HOME regulations restrict the use of funds for the development and construction of homeless shelters or temporary housing.)

1. CDBG Public Service Activities - CDBG assistance to non-profit agencies that provide emergency shelters and supportive services for homeless persons.
2. Emergency Solutions Grant (ESG) Activities - ESG assistance for selected non-profit agencies for emergency shelter and essential services for homeless persons.
3. County Supported Single Room Occupancy (SRO) Housing - Supportive services and housing for homeless at La Hacienda Apartments (formerly Miles Ave SRO) and Geel Place (formerly Western Riverside SRO) located in Eastern Riverside County and Western Riverside County, respectively. Tenant Based Rental Assistance Program (TBRA) – The TBRA program is designed to provide extremely low-income homeless individuals and families earning no more than 30% of the area median income a one-time grant to pay for the utility and/or security deposit and 12 months of rental assistance.

AP-60 Public Housing – 91.220(h)

Introduction

The Housing Authority of the County of Riverside administers and manages several programs to address the housing needs of residents county-wide. The annual estimated operating budget of $101 million is allocated to fund Housing Authority projects and programs.

The Public Housing Program, now Rental Assistance Demonstration Program, provides decent, safe, and sanitary housing to low and moderate-income families, seniors, and persons with disabilities. These multi-family developments were constructed or purchased with funding provided by HUD. The property units are operated and maintained by the Housing Authority with funding subsidies from HUD. On October 1, 2016, the HACR's 469 units of public housing was converted to Project Based Vouchers via HUD's Rental Assistance Demonstration Program. The Section 8 (Voucher) program assists lower-income households with rental assistance to provide an opportunity to live in affordable, decent, safe, and sanitary housing.

Actions planned during the next year to address the needs to public housing

The Housing Authority converted all of its public housing stock to long term project based Section 8 contracts through the Rental Assistance Demonstration (RAD) program. The conversion was completed during Fiscal Year 2016-2017 and as of October 1, 2016, the HACR no longer owns any public housing units.

Actions to encourage public housing residents to become more involved in management and participate in homeownership

The Housing Authority operates on the premise that affordable housing in not the end goal for a family but a stepping stone to reach full sufficiency in market rate housing. The ultimate goal is for the agency's families to successfully graduate to homeownership. To actively engage residents in this goal the agency has taken the following actions:

1. Regular engagement of residents via onsite managers and through specialized self-sufficiency coordinators funded through HUD's Resident Opportunity and Self-Sufficiency (ROSS) program and Family Self-Sufficiency Program.

2. Providing outreach and information to all residents on community homeownership initiatives and credit counseling agencies.

3. Working collaboratively with our local Habitat for Humanity to provide public housing residents with targeted homeownership opportunities.

If the PHA is designated as troubled, describe the manner in which financial assistance will be provided or other assistance

N/A – HACR has been rated as a HUD High Performer for the past 14 years for the Section 8 (Voucher) Program and until October 1, 2016, either a HUD High Performer or a Standard Performer for the Public Housing Program.

Discussion

Refer to above discussion.

AP-65 Homeless and Other Special Needs Activities – 91.220(i)

Introduction

In December 2016, the County Continuum of Care (CoC) received notification from HUD of its 2016 Continuum of Care Program award in the amount of $9,912,027 to fund 26 projects including: Permanent Supportive Housing, Rapid Rehousing, Homeless Management Information System (HMIS) and Planning grant. This amount includes the renewal burden demand of existing CoC housing and services programs and the following new funding:

- Stepping Up in Riverside: $888,903 (Permanent Supportive Housing)
- Stepping Up in Riverside Bonus: $526,501 (Permanent Supportive Housing)
- County of Riverside CoC Planning Project FY2016: $315,901

The County's priorities for ranking applications as per HUD guidelines and approved by the Riverside CoC, put permanent housing (including permanent supportive housing for chronically homeless) and rapid rehousing for families with children as its highest priority.

The above funds will leverage the County's Emergency Solutions Grant (ESG) allocation of **$655,174,** used to support shelter operations **($185,394),** outreach services **($35,142),** homelessness prevention **($30,000),** rapid re-housing **($355,500),** and administration of the program **($49,138).**

Issues contributing to homelessness include increases in the number of persons whose income falls below the poverty level, reductions in subsidies to the poor, lack of affordable housing for low- and moderate-income persons, drug/alcohol abuse, and the de-institutionalization of the mentally ill. The housing market and economic conditions have also resulted in some families facing homelessness due to foreclosures, unemployment, and/or underemployment.

Describe the jurisdictions one-year goals and actions for reducing and ending homelessness including: Reaching out to homeless persons (especially unsheltered persons) and assessing their individual needs

The County of Riverside CoC has established chronically homeless persons as the highest need priority based on the goals HUD has established in its ***Opening Doors: Federal and Strategic Plan to Prevent and End Homelessness***. The CoC has implemented a Coordinated Entry System (CES) to ensure appropriate intervention is utilized to serve those living on the streets and providing for a prioritization of vulnerability and linkage to community resources and housing based on the vulnerability prioritization.

Within the CoC, there are several outreach teams from County, cities, and nonprofit homeless providers that cover specific populations or geographic regions in the County. There are also specific outreach teams serving the mentally ill, veterans, youth and chronic homeless. The teams collaborate weekly and each conducts daily mobile outreach and provides client services focused on the chronically homeless populations living on the streets to connect them with supportive services and achieve housing stability. The Riverside University Health System-Behavioral Health (RUHS-BH) has outreach peer specialists that perform initial field assessments, in depth assessments, referrals to all contacts, and linkages to various community organizations.

Addressing the emergency shelter and transitional housing needs of homeless persons

As per the 2017 Housing Inventory Chart, there are currently 699 emergency beds and 220 transitional housing beds in Riverside County. The Housing First approach adopted by the CoC requires that homeless are helped into permanent housing or rapid re-housing as soon as possible. Transitional housing beds have begun to decrease in the county and permanent housing is increasing because of reallocations made in the HUD CoC Program Consolidated Application and the CoC's success in obtaining new funding for Permanent Supportive Housing. Both transitional housing programs and emergency shelters focus on lessening the time that a homeless person or family's length of time homeless (LOTH) in the shelter by effective and quick assessment of homeless clients and getting them stabilized into permanent housing with intensive case management initially and support in the initial phase of residency in permanent housing. This period will serve as a time to address the other needs to maintain self-sufficiency either by accessing mainstream benefits, employment or medical/ mental health support.

The CoC works with the Economic Development Agency (EDA) and other public funding agencies to integrate the CoC Programs, Emergency Solutions Grant, Social Services to Veteran Families (SSVF), and CDBG funding to increase the number of families with children who are assisted through rapid re-housing. In addition, other non-McKinney-Vento funding sources, such as Emergency Food and Shelter Program (EFSP), funded under Federal Emergency Management Agency (FEMA), will be matched as a source for rental/mortgage assistance for families that are homeless or at-risk of homelessness in the county's strategy to meet this goal

Helping homeless persons (especially chronically homeless individuals and families, families with children, veterans and their families, and unaccompanied youth) make the transition to permanent housing and independent living, including shortening the period of time that individuals and families experience homelessness, facilitating access for homeless individuals and families to affordable housing units, and preventing individuals and families who were recently homeless from becoming homeless again

The CoC implemented a countywide Coordinated Entry System (CES) to assess homeless individuals/families using the VI-SPDAT that tracks the length of time a client has been on the streets or in emergency shelter. DPSS use HUD CoC Program planning grant funding to measure system-wide performance in HMIS, such as length of time homeless. This is used to help the CoC prioritize and house those with longest length of time homeless. The planning process also included working with the CoC Standards and Evaluation Committee to continue developing strategies to prioritize chronically homeless individuals/families with the longest time homeless and most severe needs, including:

•Increasing the supply of permanent supportive housing and rapid rehousing;
•Housing individuals/families identified in CES with the longest time homeless first; and
•Using HMIS data to record episodes of homelessness and destination at program exit to track agency and system performance.

The CoC has also adopted a "Housing First" approach that is based on new evidenced-based and promising practices and endorsed by HUD to place a homeless individual or family in permanent housing and provide services to keep them stably housed.

Homeless CoC youth providers have implemented outreach and service based events in the communities to draw homeless youth, unaccompanied and transitional age, into contact with services available to them. Housing Authority of the County of Riverside in collaboration with Operation SafeHouse opened a permanent supportive housing program called Harrison House for transitional age youth, in the eastern region of Riverside County.

Helping low-income individuals and families avoid becoming homeless, especially extremely low-income individuals and families and those who are: being discharged from publicly funded institutions and systems of care (such as health care facilities, mental health facilities, foster care and other youth facilities, and corrections programs and institutions); or, receiving assistance from public or private agencies that address housing, health, social services, employment, education, or youth needs.

The County of Riverside CoC Discharge Policy is mandated by the State and followed by the CoC. The CoC established a Discharge Planning MOU, responsible for implementing policies and protocols and coordinating with various organizations, to ensure that persons being discharged from a publicly-funded institution or system of care are not discharged immediately into homelessness. The goals are to identify

OMB Control No: 2506-0117 (exp. 07/31/2015)

discharge housing needs inclusive of housing and supportive services and to link the individual with community resources that will include mental health services, substance abuse support, and housing. In April, 2016, the County of Riverside Board of Supervisors established the Executive Oversight Committee on Homelessness (EOCH) through the county's Executive Office to improve coordination and collaboration among county agencies that are working to address homelessness. The EOCH is developing a countywide plan to end and prevent homelessness that will include key strategies to facilitate communication regarding the discharge planning needs of homeless persons from acute care hospitals, jails, and other institutions. The RUHS-Behavioral Health is part of the EOCH and collaborates with DPSS and the CoC in the coordination and implementation of discharge planning for homeless individuals disabled by a serious mental health and/ or substance abuse disorder(s). Foster Care and Extended Foster Care programs help transition dependent youth who are emancipating from foster care to independent living. Corrections, the Department of Public Social Services, and the Riverside Sheriff's and Probation Departments support the Continuum of Care's mission of working towards reintegrating persons leaving correctional facilities to community based living and self-sufficiency.

Discussion

The Department of Public Social Services, as the County of Riverside's Continuum of Care Collaborative Applicant and lead agency, maintains and creates the commitment and resources needed to leverage community stakeholders, agencies, business, and non-profit partners. These partnerships have become solidified through the annual HUD CoC Homeless Assistance Consolidated Application and the CoC network program activities.

These local non-profit agencies and organizations offer prevention services and help close the gaps of homelessness through the local, state, and private funding streams. Other CoC providers and community stakeholders, through their mission to specific sub-populations such as homeless veterans, are able to leverage federal funding sources in partnership with agencies like the Riverside County University Health System - Behavioral Health, Housing Authority, Veterans Administration, and the DPSS Self Sufficiency programs. Mainstream benefits are made accessible to qualifying clients through the CoC program housing providers, local non-profit organizations, agencies, and educational institutions which collaborate and work on creating accessibility to homeless emergency services for homeless families and individuals.

One year goals for the number of households to be provided housing through the use of HOPWA for:	
Short-term rent, mortgage, and utility assistance to prevent homelessness of the individual or family	N/A
Tenant-based rental assistance	N/A
Units provided in housing facilities (transitional or permanent) that are being developed, leased, or operated	N/A
Units provided in transitional short-term housing facilities developed, leased, or operated with HOPWA funds	N/A
Total	N/A

AP-75 Barriers to affordable housing – 91.220(j)

Introduction

The County of Riverside covers an area of 7,208 square miles with an estimated population of 2.3 million. Within the territory of the County there are highly diversified areas that consist of high density urbanized areas and also lower density rural areas. However, the need for affordable housing continues to be an issue throughout the entire County. Within the vast areas of the County there are several barriers to the production of affordable housing which are as follows:

Land Use: The land use implications relate in particular to parcels that require a zone change to a zoning classification that allows multi-family housing due to their inconsistency with the General Plan designation. In order to address the inconsistencies with zoning and the County's General Plan, the County is developing a programmatic rezoning process to bring these parcels that are incorrectly zoned under the site inventory in conformity with the overlying General Plan designation which will eliminate zoning constraints for public and private sectors.

Density: Density is also a critical factor in the development of affordable housing. In the current economic state where funds have diminished, maintaining lower costs to the development of affordable housing is critical. Overall, maintaining higher density lowers the per unit land cost. Since the need for affordable housing is recognized as a significant housing problem in the County of Riverside, the County has established the R-6 zone as a residential incentive that allows flexibility in the density based on the physical and service constraints in the area. As a result affordability is restricted on the units. In the past the County has utilized R-6 zoning on two projects and is currently reevaluating the process to increase its effectiveness.

Infrastructure: There is a significant shortage of affordable housing in the County's rural areas. The rural areas employ a substantial number of low-income households. However, the need to fulfill the affordable housing need in these areas is strongly hindered by the lack of infrastructure. The Coachella Valley Water District which is the main source of water supply in these areas completed a domestic water hydraulic modeling study which showed that in certain areas of the Eastern Coachella Valley, the demand for housing exceeds the areas water supply. In order to further the development of future affordable housing it is a possibility that additional facilities will need to be incorporated such as pipelines, treatment plants, booster pumping stations and any other facilities determined by the water company at the expense of the developer. Adding these additional expenses to the overall development of a project will significantly increase the cost. In addition to infrastructure costs, most of the projects in this area are located on a flood plain, in which the structure must be raised, or they must have a flood basin which also contributes to the expense of development in these areas.

Actions it planned to remove or ameliorate the negative effects of public policies that serve as barriers to affordable housing such as land use controls, tax policies affecting land, zoning ordinances, building codes, fees and charges, growth limitations, and policies affecting the return on residential investment

The County is working to eliminate the identified barriers to affordable housing. In an effort to eliminate

OMB Control No: 2506-0117 (exp. 07/31/2015)

these barriers, multiple County departments have strategically planned and implemented effective procedures to cure any deficiencies that result in a barrier to the production of affordable housing. In addition to the procedures mentioned above, the County is continuously seeking funding sources that will alleviate the cost burdendness due to the lack of infrastructure in parts of the County where the demand for affordable housing is crucial.

Discussion

The County uses a multi-faceted strategy to address barriers to affordable housing. Limited resources dictate that strategies be focused on the most effective tools possible. A major focus involves the use of both financial and processing assistance to maximize as many housing units as possible. This approach allows the County to quantify affordable housing production and make adjustments to development strategies as necessary.

Development fees and approval delays add to the cost of development. In addition, inflation can increase the cost of both materials and labor. These factors combined with negative public perceptions serve as a major disincentive to the construction of affordable housing and are seen as obstacles by qualified developers.

The County assistance includes implementation of the following programs:

- Project Ombudsman: This program involves the designation of a staff liaison or Ombudsman to work with affordable housing developers and their representatives.
- Gap Financing: Gap financing offers financial assistance in the form of grants; or below market-interest rate loans; and other favorable repayment terms.
- Fee Subsidies: Under certain circumstances, the County will subsidize the payment of development fees.
- Waivers of Development Mitigation Fees: Under County Ordinance Number 659 fee waivers can be granted for publicly subsidized affordable housing projects.
- Public Opposition as a Barrier to Affordable Housing: The County will continue to educate the public about the social and economic benefits of affordable housing.
- Fair Housing as a Barrier to Affordable Housing: The County will continue to affirmatively further fair housing county-wide.
- Tax Policies: The County keeps property taxes at a minimum and does not have a residential or business utility tax.
- Fast Track and Priority Processing: The intent of this program is to expedite the construction of affordable housing projects through all phases of the approval process.

AP-85 Other Actions – 91.220(k)

Introduction

As a collaborative facilitator, the County continues to implement various actions to:

(1) Address obstacles to meeting underserved needs;
(2) Foster and maintain decent affordable housing;
(3) Reduce lead-based paint hazards;
(4) Reduce the number of poverty-level families;
(5) Develop institutional structure; and
(6) To enhance coordination between public and private housing and social service agencies.

(1) Actions planned to address obstacles to meeting underserved needs

The primary objective of the County's CPD program is the development of viable urban communities achieved by providing decent, safe, and sanitary housing, and expanding economic opportunities principally for persons of low and moderate-income. Through the annual application, evaluation, and funding process for use of CDBG, HOME, and ESG funds, high priority is placed on activities that help meet underserved needs in the County. The County identifies projects and services that are flexible but that also meet federal community development program eligibility and timely draw-down requirements.

Unfortunately, there are barriers and challenges that hinder the development and implementation of some important programs intended to serve those most in need. A few very important steps in addressing obstacles to community development are identification and assessment. In Riverside County, obstacles for CPD-funded activities include language and culture, location and geography, limited resources, and program constraints and regulations. In FY 2017-2018 it is the County's intent to determine where the underserved populations are located and fund projects that address one or more of the obstacles, described in the Five-Year CP.

The following established Priority Needs form the basis for allocating investments to underserved populations within the County and are also a result of various community outreach and consultation efforts conducted during the Citizen Participation process:

•Improvements to infrastructure/public facilities and housing rehabilitation in order to foster a suitable living environment for LMI households and those with special needs;
•Provision of services and programs to benefit LMI households and special need populations, such as youth (and at-risk youth), seniors, and the disabled;
•Provision of services for the homeless and those at risk of becoming homeless; and
•Provision of affordable housing to LMI households and those with special needs.

The Urban County has a broad range of housing and community development needs. As stated previously, the lack of adequate funding is one of the most significant obstacles to addressing underserved needs. The County strongly encourages its own agencies as well as cooperating cities and other sub-recipients to

OMB Control No: 2506-0117 (exp. 07/31/2015)

seek other resources and to leverage additional funding whenever possible from local, State, Federal, and other sources. Although needs are high in all of the top priority areas, due to limited funding and the availability of other resources, there is a high probability that some of these needs cannot be addressed. Therefore, only eligible activities that were identified as high priority in the Five-Year CP, will be funded.

In summary, the goal of reducing the number of obstacles to address and meet the community, social, and economic development needs of low-income persons and their communities is of paramount importance to the County. The County will continue to facilitate more County-wide collaborations and coordinate with service providers, non-profit organizations, local government, neighborhood councils, local businesses, community residents, and stakeholders to eliminate duplication of efforts and develop an ongoing strategy that will assist with meeting gaps in the provision of services and strengthen the effectiveness of programs and initiatives.

(2) Actions planned to foster and maintain affordable housing

Refer to AP-55-Affordable Housing for discussion on the County's Affordable Housing strategy and goals.

(3) Actions planned to reduce lead-based paint hazards

The County of Riverside, Environmental Health Department has programs that serve the community to identify and address lead based paint hazards. The programs from the Office of Industrial Hygiene (OIH) are as follows:

Childhood Lead Poisoning Prevention Program (CLPPP): Funded by the State of California, Department of Public Health the Riverside County CLPPP performs provides case management for children with elevated blood lead levels. The CLPPP consists of both nursing personnel, from the County's Department of Public Health, and State of California Lead certified Environmental Health Specialists (EHS) from the County's Department of Environmental Health. The EHS personnel conduct lead paint inspections / risk assessments in order to identify housing-related lead hazards as part of case management.

In addition to performing the environmental assessment of the homes of lead poisoned children, the Department of Environmental Health conducts enforcement actions against those who create lead hazards in Riverside County. The Environmental Health Department also provides outreach and education to Code Enforcement agencies throughout the County and the public at large.

(4) Actions planned to reduce the number of poverty-level families

As previously noted, poverty is a condition with no simple solution. Poverty is a persistent situation in which an inability to enter the mainstream results from inadequate income and opportunities. The challenges associated with poverty make it difficult for LMI individuals/families to obtain and maintain employment, and subsequently access to affordable housing and basic needs. To the extent possible, the County seeks to reduce the number of households with incomes below the Federal poverty level (extremely low-income households earning less than 30% of the AMI) by providing a combination of direct assistance services and indirect benefit from neighborhood improvement activities.

The County's Five-Year CP and 2017-2018 OYAP will focus primarily on supporting programs that raise household incomes and stabilize housing situations by supporting anti-poverty activities through the following:

- Rehabilitate substandard existing single-family or multi-family housing for income qualified owners or to owners who rent to income-qualified tenants;
- Provide increased affordable homeownership opportunities for low income households, including seniors and disabled;
- Rehabilitate or provide new affordable housing units that (1) include handicap accessibility for seniors or the disabled (2) Provide housing opportunities for homeless individuals and households earning less than 30% of AMI;
- Encourage economic development in LMI areas;
- Provide comprehensive rapid-rehousing and homeless prevention housing programs;
- Encourage Substance Abuse Recovery and Counseling Programs;
- Provide Job Training and Life Skills Development;
- Provide programs and services offering education and wealth building opportunities; and
- Provide access to local Health Programs.

In addition, the County's anti-poverty agency, Community Action Partnership (CAP), addresses poverty through a comprehensive set of strategies that range from crisis management, to financial security, to capacity building for families and communities. The County also supports a network of other core service agencies that are located strategically throughout the County and cover specific geographic areas. They often are the first to intercept clients seeking safety net services including information and referrals to other agencies that specialize in particular knowledge and skill sets to address their problems directly. Efforts are continually underway to improve the quality of life and economic well-being of the residents through these types of collaborative efforts.

Both business and workforce development is under one umbrella for the purpose of combining businesses with potential workers.

The Riverside County Workforce Development Board (WDB) acts as a catalyst to provide seamless services among various workforce programs, and provides community leadership around workforce issues. Workforce Development services offer business, employment, education, and youth initiatives with the goal that they have an economic impact or effect on job and business growth opportunities; especially for low-income and/or homeless individuals and families, including those who are: being discharged from publicly funded institutions and systems of care (such as health care facilities, mental health facilities, foster care and other youth facilities, and corrections programs and institutions).

Economic Development collaborates and leverages financial and human resources for the purpose of promoting business opportunities and retention programs. Job creation, microenterprise assistance, business finance assistance, and technical assistance to businesses are all classified as economic

development. The County funds and supports activities that create and retain jobs and have a direct community and financial impact. Activities undertaken utilize funds in an effort to reduce persons in poverty and improve the quality of life and economic stability for residents; either directly or indirectly. Refer to Appendix D-ED/WD.

(5) Actions planned to develop institutional structure

To ensure that goals and objectives of the Five Year CP and each OYAP are addressed, the County will facilitate and coordinate activities with various government agencies, participating cities, nonprofit organizations, and other private and public establishments. Sustainable partnerships are imperative and the County will continue to encourage and support the formation of joint efforts for projects and activities that create viable, self-sufficient communities; decent, affordable housing; a suitable living environment; and expanded economic development opportunities for low- and moderate-income persons/families.

Coordination of efforts not only includes collaboration among service providers but also the successful leveraging of expertise and financial resources that can be used to supplement existing services or fill gaps in the system. With the number and variety of participants in the delivery system it can, at times, be difficult to allocate resources to all identified priorities. Applicants requesting funds to support its programs and projects are required to show that they are leveraging with other funds to meet their needs. Additional resources that may be available and the key agencies involved in the implementation of the Plan, are described in sections AP-10 and AP-15.

Various strengths and gaps regarding the institutional structure delivery system were identified through the citizen participation process. Even the vast distance between communities can contribute to the impediments encountered by private, non-profit, and government agencies attempting to provide services to LMI persons. In order to avoid the possibility of clients falling through any gaps in the system, the County will make every effort to improve institutional structure by continuing to coordinate and collaborate between agencies to ensure that the needs in the community are addressed.

The County's EDA Staff, specifically responsible for the administration of the CPD-funded programs, coordinate activities among the private and public agencies and organizations in the area. More recently, CDBG staff has been tasked with providing additional assistance to the County's participating jurisdictions that have encountered some level of staff reduction resulting in a lack of trained staff, resources, and effective implementation of the CDBG program as a result of local, state, and federal budget cuts.

(6) Actions planned to enhance coordination between public and private housing and social service agencies

The County will continue to strive to increase affordable housing collaborative efforts with public and private sector entities, numerous advisory agencies, Community Housing Development Organizations (CHDOs), lending institutions, as well as other service providers including Catholic Charities, Office on

Aging, and Code Enforcement. Efforts to increase the participation of the CDBG, HOME, Low-income Tax Credit, Federal, State and other local housing program sources will be directed at:

- Strengthening the housing service delivery system by working more closely with the Housing Authority and by collaborating with non-profit organizations;
- Integrating community development block grant housing programs;
- Increasing the involvement of the Community Council, Housing Review Committee, and the Municipal Advisory Council (MAC); and
- Working more closely with identified Community Housing Development Organizations (CHDOs) as well as local city governments.
- Enhance the quality of supportive services provided on-site at housing project sites by connecting the private sector and non-profit development organization to critical government agencies such as Public Health and Workforce Development.

Discussion

Refer to above discussions.

Program Specific Requirements

AP-90 Program Specific Requirements – 91.220(l)(1,2,4)

Introduction

The 2014-2019 CP describes the County's community development priorities and goals based on the assessment of housing and community development needs, housing and economic market conditions, and available resources. The County leverages its CDBG, HOME, and ESG funds with other resources to increase the impact on housing, community development, and homelessness issues.

As required by HUD, the identification of needs and the adoption of strategies to address those needs must focus primarily on LMI individuals and households. The County's goal is to increase self-sufficiency and economic opportunity for lower-income residents and individuals with special needs so that they can achieve a reasonable standard of living. This OYAP focuses on activities to be funded with the three primary entitlement grants from HUD (CDBG, HOME, and ESG).

The primary objective of the CDBG program is to develop viable urban communities by providing decent housing, a suitable living environment, and economic opportunities, principally for persons of low- and moderate- income. The HOME Program will focus on providing decent, safe, and affordable housing, and alleviate rent burdens, homelessness, and deteriorating housing stock. The ESG program will provide outreach and emergency shelter, but places a much greater emphasis on helping people quickly regain stability in permanent housing after experiencing a housing crisis and/or homelessness.

The following provides additional information about the CPD program requirements.

Community Development Block Grant Program (CDBG)
Reference 24 CFR 91.220(l)(1)

Projects planned with all CDBG funds expected to be available during the year are identified in the Projects Table. The following identifies program income that is available for use that is included in projects to be carried out.

1. The total amount of program income that will have been received before the start of the next program year and that has not yet been reprogrammed	0
2. The amount of proceeds from section 108 loan guarantees that will be used during the year to address the priority needs and specific objectives identified in the grantee's strategic plan.	0
3. The amount of surplus funds from urban renewal settlements	0
4. The amount of any grant funds returned to the line of credit for which the planned use has not been included in a prior statement or plan	0
5. The amount of income from float-funded activities	0
Total Program Income:	**0**

OMB Control No: 2506-0117 (exp. 07/31/2015)

Other CDBG Requirements

1. The amount of urgent need activities	0
2. The estimated percentage of CDBG funds that will be used for activities that benefit persons of low and moderate income. Overall Benefit - A consecutive period of one, two or three years may be used to determine that a minimum overall benefit of 70% of CDBG funds is used to benefit persons of low and moderate income. Specify the years covered that include this Annual Action Plan.	80.00%

HOME Investment Partnership Program (HOME)
Reference 24 CFR 91.220(l)(2)

1. **A description of other forms of investment being used beyond those identified in Section 92.205 is as follows:**

   HOME funds will only be used for eligible activities as described in the HOME regulations (24CFR 92.205). During the 2017-18 program year, other forms of investment not described in 92.205(b) which the County may use for housing activities include CDBG, NSP, and other local funds.

2. **A description of the guidelines that will be used for resale or recapture of HOME funds when used for homebuyer activities as required in 92.254, is as follows:**

   For acquisition of existing housing, the County has elected to employ the recapture of funds option described in the HOME Regulations at 24 CFR 92.254(a)(5)(ii).

   If a HOME assisted housing unit is sold or otherwise transferred during the required affordability period, the County will recapture HOME funds from the net proceeds of the sale of the property. The net proceeds of the sale shall be determined as the sales price minus the senior loan repayment and closing costs. Recaptured funds will be recycled through the County's HOME Investment Partnership fund in order to assist other HOME eligible activities.

   The County will collect a fee of thirty dollars ($30) for furnishing a beneficiary statement or payoff demand statement as provided by section 2943 of the Civil Code of California. For subordination of debt secured by a deed of trust or agreement containing covenants where EDA is the beneficiary, the County will collect a fee of three hundred dollars ($300) for processing. The County will prepare and execute documents necessary to reconvey or release the property without charge. However, the homeowner will be responsible for all costs of recordation.

   Under current regulations, if affordability restrictions on a HOME project is conveyed to a lender due to foreclosure or transfer in lieu of foreclosure, the Participating Jurisdiction must repay the HOME account because the project has not met the affordability requirements for the full affordability period. If a HOME-assisted homebuyer project with a recapture agreement no longer meets the

OMB Control No: 2506-0117 (exp. 07/31/2015)

applicable affordability requirements due to foreclosure, transfer in lieu of foreclosure or assignment of an FHA insured mortgage to HUD (involuntary sales), the County is responsible for repaying the direct HOME subsidy provided to the homebuyer from available net proceeds at the time of foreclosure or transfer in lieu of foreclosure. A short sale or deed in lieu is not considered an involuntary sale and is not permissible under current regulations.

3. **A description of the guidelines for resale or recapture that ensures the affordability of units acquired with HOME funds? See 24 CFR 92.254(a)(4) are as follows:**

   In exchange for receiving funds to assist in the purchase of a home, the purchaser must sign loan documents, including a Promissory note, Disclosure Notice, and Subordinate Deed of Trust, which will provide upon a sale, transfer, lease or any other disposition, including refinancing or incurring of additional debt secured by the home, within 15 years of purchase, the principal amount of the HOME assistance is repaid to the County.

4. **Plans for using HOME funds to refinance existing debt secured by multifamily housing that is rehabilitated with HOME funds along with a description of the refinancing guidelines required that will be used under 24 CFR 92.206(b), are as follows:**

   HOME funds will not be used for this purpose.

Emergency Solutions Grant (ESG)
Reference 91.220(l)(4)

1. **Include written standards for providing ESG assistance (may include as attachment)**

   Refer to Appendix G.

2. **If the Continuum of Care has established centralized or coordinated assessment system that meets HUD requirements, describe that centralized or coordinated assessment system.**

   The County of Riverside Continuum of Care (CoC) is responsible for instituting and operating a coordinated assessment system, a statutory requirement that's goal is to provide for a more unified intake process to enhance the quality of client screening and assessment and better target program assistance to where it can be the most effective. The system will help decrease discriminatory fragmentation and direct clients toward resources that can be more efficiently and effectively used.

   The goal is to determine which agency can best meet client needs rather than if the client is eligible for that specific agency's services.

   The CoC having established chronically homeless persons as the highest need priority, implements a targeted street-to-home outreach program/campaign that takes a housing first approach for the chronically homeless and others with a disabling condition. As outreach and collaboration are being expanded, the intent of a coordinated entry system is that it cover a large geographic area, is easily

OMB Control No: 2506-0117 (exp. 07/31/2015)

accessed by individuals and families seeking housing or services, is well advertised, and includes a comprehensive and standardized assessment tool.

Through the 25 Cities Project, a partnership with the U.S. Department of Housing and Urban Development (HUD) to eliminate homelessness, a Community Team was formed. The Team introduced a new system called Homelink which incorporates a tool known as the Vulnerability Index-Service Prioritization and Decision Assistance Tool (VI-SPDAT), used to determine the chronicity and medical vulnerability of homeless individuals and how to allocate resources in a logical, targeted way. If the system meets all criteria for case management, homelessness prevention, rapid re-housing, and any other services, then every service provider in the CoC will be using the same assessment tool, data collection methods, and targeting strategy for financial assistance. The goal is for this initial comprehensive assessment/screening process to result in a more accessible and uniform system used to connect persons who are homeless or at risk of homelessness with appropriate resources available in the County's CoC.

The Riverside University Health System – Behavioral Health (formerly the County of Riverside Department of Mental Health) is the lead agency responsible for implementing the County's Coordinated Assessment System.

ESG and CoC subrecipients are required to input client data into a Homeless Management Information System (HMIS) administered by the County's Department of Public Social Services (DPSS) on behalf of the CoC. The HMIS is a mandatory comprehensive system used to collect client-level data and data on the provision of housing and services to homeless individuals and families and persons at risk of homelessness. Victim service providers cannot, and Legal Services Organizations may choose not to participate in HMIS. Providers that do not participate in HMIS must use a comparable database that produces unduplicated, aggregate reports instead.

As required and consistent with the ESG written standards, the County will continue to coordinate and collaborate with the CoC and other key stakeholders in order to foster a comprehensive, community-wide coordinated assessment process and HMIS that ensures a seamless coordination of services and funding streams.

3. Identify the process for making sub-awards and describe how the ESG allocation available to private nonprofit organizations (including community and faith-based organizations).

The County accepts applications for annual ESG allocations. A Notice of Funding Availability (NOFA) is published, in English and Spanish, in local newspapers and placed on EDA's website to invite qualified non-profits, community groups, faith-based organizations, and governmental entities to apply. Pursuant to EDA's application review process, an application is reviewed and evaluated for completeness, eligibility, and the project's ability to reach and serve the areas and persons with the greatest need.

Funding recommendations are made based on applicants leveraging resources, capacity, financial management, knowledge and experience of applicants to effectively implement, administer, and monitor an ESG funded activity (ies). Activities that directly contribute to the goals and objectives of the County's Consolidated Plan and help the County meet federal program requirements by serving homeless persons or families, will be considered.

ESG funds are awarded through a competitive process following federal guidelines. Funding is allocated as part of the One-Year Action Plan approval process which includes a public hearing before the County Board of Supervisors. Per HUD requirements, EDA also consults with the CoC in order to work in collaboration with their efforts in eliminating and preventing homelessness. The CoC provides recommendations for funding allocations, trends, and needs in the community. Funds are ultimately allocated based on funding availability, number of clients proposed to serve, area need, recommendations of CoC, and public comments. Final funding allocations are approved by the County Board of Supervisors.

The County enters into a one or two year agreement with each sub-recipient receiving ESG funding, these agreements define:

- Key program components or activities (including benchmarks for success);
- the level of ESG funding;
- the anticipated source and amount of matching funds (24CFR Part 576.201) contributed by the agency/ organization;
- applicable laws and regulations; and
- documentation or reporting requirements.

4. **If the jurisdiction is unable to meet the homeless participation requirement in 24 CFR 576.405(a), the jurisdiction must specify its plan for reaching out to and consulting with homeless or formerly homeless individuals in considering policies and funding decisions regarding facilities and services funded under ESG.**

The County collaborates with sub-recipients to ensure that the homeless participation requirement is met. Sub-recipients include in their policy an extended invitation to previous homeless clients an opportunity to participate on the Board, provide feedback, and participate in survey's regarding services and policies of their facility. Sub-recipients consult with homeless or formerly homeless persons in the considering and making of policies and decisions regarding any ESG-funded facility, service, or other assistance. An exit interview and survey are offered to exiting clients and a suggestion box and or open-door policy to address any issues related to the operation of the facility and services to clients is available. It is the intent of the County in collaborating with the Continuum of Care which maintains a seat for Homeless and Formerly Homeless clients on the Board of Governance and ESG sub-recipients to ensure that the perspective of homeless and formerly homeless individuals and families are incorporated into the County's ESG program and the Consolidated Plan.

The County will continue development of a comprehensive Homeless Participation Plan; at a minimum, the plan will:

- Encourage all ESG non-profit sub-recipients to include a homeless or formerly homeless person on their board and/or policy making committee.
- Assign a higher rating/ranking score to ESG applicants that demonstrate homeless participation.
- Require all ESG sub-recipients to provide an EDA-approved exit survey to all persons that have exited from an ESG-funded shelter or participated in an ESG-funded program. The exit interview and survey should also include a suggestion box and or open-door policy to address any issues related to the operation of the facility and services. The survey will request input or seek the opinion of the participants on a variety of topics or issues including at a minimum:

    - The quality of effectiveness of the shelter or services provided;
    - the unmet needs of homeless persons in Riverside County;
    - how can services be improved or expanded;
    - what are the gaps in shelter or homeless services;
    - the location and hours of shelters or services; and
    - access to shelters, health care, food and clothing, legal services, etc.

5. Describe performance standards for evaluating ESG.

ESG performance standards are followed per 24 CFR Part 576, including, measures to evaluate the effectiveness of the program and measures to assess how well the program serves the targeted population. Sub-recipients receiving funding from the County are evaluated based on written standards and guidelines. This includes reductions in the number of homeless persons living on the streets and in shelters, the number of persons who do not re-enter the shelter or supportive housing system within one year, and the number of persons exiting with permanent housing. Performance standards for evaluating ESG activities were developed in consultation with the Continuum of Care lead agency, County of Riverside ESG recipient, providers, and other organizations and stakeholders.

As part of tracking, evaluating, and reporting ESG Program services, Homeless Management Information Systems (HMIS) are used to collect Data Standards including three key indicators:

1. Exits to permanent housing;
2. Length of stay in emergency shelter and/or transitional housing; and
3. Returns to homelessness from permanent housing.

The CoC lead agency, responsible for HMIS, extracts ESG sub-recipient data from HMIS for review by the CoC HMIS Administrator Council to evaluate subrecipients for accuracy and performance based on services provided to their clients. In addition, the guidelines below have been set as part of the performance standards for evaluating ESG:

Performance of ESG recipients

1. Ensure that ESG funds are used effectively to assist homeless individuals and families and that the basic ESG program goals are met;
2. Ensure compliance with ESG regulations and program requirements in the usage of funds and in carrying out program activities; and
3. Enhance and develop the management capacity of grantees or recipients

Performance Measures for Homelessness Prevention

1. A reduction in the number of homeless individuals and families seeking emergency shelter services.
2. Expected Outcome is at least 35% of participants assisted will remain in permanent housing six (6) months after the last assistance provided under ESG.

Performance Measures for Homeless Rapid Re-Housing

1. A reduction in the reoccurrence of homelessness for individuals and families who exit the shelter system.
2. Expected Outcome is at least 35% of participants assisted will remain in permanent housing six (6) months after the last assistance provided under ESG.

Discussion

Refer to above discussions and attachment in the Appendix G.

THIS PAGE INTENTIONALLY LEFT BLANK

APPENDICES

A. Certifications

B. SF 424 Forms

C. Proof of Publications

D. Citizen Participation and Comments

E. AP-10 Continuation

F. AP-20 Attachment - 2017-2018 Funding Details/Back-up Projects

G. AP-90 Attachment - ESG Written Standards

H. Emergency Solutions Grant Program (ESG) 2017-2018 Funding Allocations

I. 2017-2018 Project Table 3c's

J. County Map – Project Locations and Minority and Low- and Moderate-Income Concentrations

K. HOME Maximum Purchase Price Limits

APPENDIX A

Certifications

CERTIFICATIONS

In accordance with the applicable statutes and the regulations governing the consolidated plan regulations, the jurisdiction certifies that:

Affirmatively Further Fair Housing -- The jurisdiction will affirmatively further fair housing, which means it will conduct an analysis of impediments to fair housing choice within the jurisdiction, take appropriate actions to overcome the effects of any impediments identified through that analysis, and maintain records reflecting that analysis and actions in this regard.

Anti-displacement and Relocation Plan -- It will comply with the acquisition and relocation requirements of the Uniform Relocation Assistance and Real Property Acquisition Policies Act of 1970, as amended, and implementing regulations at 49 CFR 24; and it has in effect and is following a residential antidisplacement and relocation assistance plan required under section 104(d) of the Housing and Community Development Act of 1974, as amended, in connection with any activity assisted with funding under the CDBG or HOME programs.

Anti-Lobbying -- To the best of the jurisdiction's knowledge and belief:

1. No Federal appropriated funds have been paid or will be paid, by or on behalf of it, to any person for influencing or attempting to influence an officer or employee of any agency, a Member of Congress, an officer or employee of Congress, or an employee of a Member of Congress in connection with the awarding of any Federal contract, the making of any Federal grant, the making of any Federal loan, the entering into of any cooperative agreement, and the extension, continuation, renewal, amendment, or modification of any Federal contract, grant, loan, or cooperative agreement;

2. If any funds other than Federal appropriated funds have been paid or will be paid to any person for influencing or attempting to influence an officer or employee of any agency, a Member of Congress, an officer or employee of Congress, or an employee of a Member of Congress in connection with this Federal contract, grant, loan, or cooperative agreement, it will complete and submit Standard Form-LLL, "Disclosure Form to Report Lobbying," in accordance with its instructions; and

3. It will require that the language of paragraph 1 and 2 of this anti-lobbying certification be included in the award documents for all subawards at all tiers (including subcontracts, subgrants, and contracts under grants, loans, and cooperative agreements) and that all subrecipients shall certify and disclose accordingly.

Authority of Jurisdiction -- The consolidated plan is authorized under State and local law (as applicable) and the jurisdiction possesses the legal authority to carry out the programs for which it is seeking funding, in accordance with applicable HUD regulations.

Consistency with plan -- The housing activities to be undertaken with CDBG, HOME, ESG, and HOPWA funds are consistent with the strategic plan.

Section 3 -- It will comply with section 3 of the Housing and Urban Development Act of 1968, and implementing regulations at 24 CFR Part 135.

July 11, 2017

Signature/Authorized Official Date

Assistant County Executive Officer/EDA

Title

Specific CDBG Certifications

The Entitlement Community certifies that:

Citizen Participation -- It is in full compliance and following a detailed citizen participation plan that satisfies the requirements of 24 CFR 91.105.

Community Development Plan -- Its consolidated housing and community development plan identifies community development and housing needs and specifies both short-term and long-term community development objectives that provide decent housing, expand economic opportunities primarily for persons of low and moderate income. (See CFR 24 570.2 and CFR 24 part 570)

Following a Plan -- It is following a current consolidated plan (or Comprehensive Housing Affordability Strategy) that has been approved by HUD.

Use of Funds -- It has complied with the following criteria:

1. Maximum Feasible Priority. With respect to activities expected to be assisted with CDBG funds, it certifies that it has developed its Action Plan so as to give maximum feasible priority to activities which benefit low and moderate income families or aid in the prevention or elimination of slums or blight. The Action Plan may also include activities which the grantee certifies are designed to meet other community development needs having a particular urgency because existing conditions pose a serious and immediate threat to the health or welfare of the community, and other financial resources are not available);

2. Overall Benefit. The aggregate use of CDBG funds including section 108 guaranteed loans during program year(s) 2017, 2018, & 2019 (a period specified by the grantee consisting of one, two, or three specific consecutive program years), shall principally benefit persons of low and moderate income in a manner that ensures that at least 70 percent of the amount is expended for activities that benefit such persons during the designated period;

3. Special Assessments. It will not attempt to recover any capital costs of public improvements assisted with CDBG funds including Section 108 loan guaranteed funds by assessing any amount against properties owned and occupied by persons of low and moderate income, including any fee charged or assessment made as a condition of obtaining access to such public improvements.

   However, if CDBG funds are used to pay the proportion of a fee or assessment that relates to the capital costs of public improvements (assisted in part with CDBG funds) financed from other revenue sources, an assessment or charge may be made against the property with respect to the public improvements financed by a source other than CDBG funds.

   The jurisdiction will not attempt to recover any capital costs of public improvements assisted with CDBG funds, including Section 108, unless CDBG funds are used to pay the proportion of fee or assessment attributable to the capital costs of public improvements financed from other revenue sources. In this case, an assessment or charge may be made against the property with respect to the public improvements financed by a source other than CDBG funds. Also, in the case of properties owned and occupied by moderate-income (not low-income) families, an assessment or charge may be made against the property for public improvements financed by a source other than CDBG funds if the jurisdiction certifies that it lacks CDBG funds to cover the assessment.

Excessive Force -- It has adopted and is enforcing:

1. A policy prohibiting the use of excessive force by law enforcement agencies within its

jurisdiction against any individuals engaged in non-violent civil rights demonstrations; and

2. A policy of enforcing applicable State and local laws against physically barring entrance to or exit from a facility or location which is the subject of such non-violent civil rights demonstrations within its jurisdiction;

Compliance With Anti-discrimination laws -- The grant will be conducted and administered in conformity with title VI of the Civil Rights Act of 1964 (42 USC 2000d), the Fair Housing Act (42 USC 3601-3619), and implementing regulations.

Lead-Based Paint -- Its activities concerning lead-based paint will comply with the requirements of 24 CFR Part 35, subparts A, B, J, K and R;

Compliance with Laws -- It will comply with applicable laws.

_____ **July 11, 2017**
Signature/Authorized Official Date

Assistant County Executive Officer/EDA
Title

Specific HOME Certifications

The HOME participating jurisdiction certifies that:

Tenant Based Rental Assistance -- If the participating jurisdiction intends to provide tenant-based rental assistance:

> The use of HOME funds for tenant-based rental assistance is an essential element of the participating jurisdiction's consolidated plan for expanding the supply, affordability, and availability of decent, safe, sanitary, and affordable housing.

Eligible Activities and Costs -- it is using and will use HOME funds for eligible activities and costs, as described in 24 CFR § 92.205 through 92.209 and that it is not using and will not use HOME funds for prohibited activities, as described in § 92.214.

Appropriate Financial Assistance -- before committing any funds to a project, it will evaluate the project in accordance with the guidelines that it adopts for this purpose and will not invest any more HOME funds in combination with other Federal assistance than is necessary to provide affordable housing;

July 11, 2017

Signature/Authorized Official Date

Assistant County Executive Officer/EDA

Title

ESG Certifications

The Emergency Solutions Grants Program Recipient certifies that:

Major rehabilitation/conversion – If an emergency shelter's rehabilitation costs exceed 75 percent of the value of the building before rehabilitation, the jurisdiction will maintain the building as a shelter for homeless individuals and families for a minimum of 10 years after the date the building is first occupied by a homeless individual or family after the completed rehabilitation. If the cost to convert a building into an emergency shelter exceeds 75 percent of the value of the building after conversion, the jurisdiction will maintain the building as a shelter for homeless individuals and families for a minimum of 10 years after the date the building is first occupied by a homeless individual or family after the completed conversion. In all other cases where ESG funds are used for renovation, the jurisdiction will maintain the building as a shelter for homeless individuals and families for a minimum of 3 years after the date the building is first occupied by a homeless individual or family after the completed renovation.

Essential Services and Operating Costs – In the case of assistance involving shelter operations or essential services related to street outreach or emergency shelter, the jurisdiction will provide services or shelter to homeless individuals and families for the period during which the ESG assistance is provided, without regard to a particular site or structure, so long the jurisdiction serves the same type of persons (e.g., families with children, unaccompanied youth, disabled individuals, or victims of domestic violence) or persons in the same geographic area.

Renovation – Any renovation carried out with ESG assistance shall be sufficient to ensure that the building involved is safe and sanitary.

Supportive Services – The jurisdiction will assist homeless individuals in obtaining permanent housing, appropriate supportive services (including medical and mental health treatment, victim services, counseling, supervision, and other services essential for achieving independent living), and other Federal State, local, and private assistance available for such individuals.

Matching Funds – The jurisdiction will obtain matching amounts required under 24 CFR 576.201.

Confidentiality – The jurisdiction has established and is implementing procedures to ensure the confidentiality of records pertaining to any individual provided family violence prevention or treatment services under any project assisted under the ESG program, including protection against the release of the address or location of any family violence shelter project, except with the written authorization of the person responsible for the operation of that shelter.

Homeless Persons Involvement – To the maximum extent practicable, the jurisdiction will involve, through employment, volunteer services, or otherwise, homeless individuals and families in constructing, renovating, maintaining, and operating facilities assisted under the ESG program, in providing services assisted under the ESG program, and in providing services for occupants of facilities assisted under the program.

Consolidated Plan – All activities the jurisdiction undertakes with assistance under ESG are consistent with the jurisdiction's consolidated plan.

Discharge Policy – The jurisdiction will establish and implement, to the maximum extent practicable and where appropriate policies and protocols for the discharge of persons from

publicly funded institutions or systems of care (such as health care facilities, mental health facilities, foster care or other youth facilities, or correction programs and institutions) in order to prevent this discharge from immediately resulting in homelessness for these persons.

_____	**July 11, 2017**
Signature/Authorized Official	Date

Assistant County Executive Officer/EDA

Title

APPENDIX TO CERTIFICATIONS

INSTRUCTIONS CONCERNING LOBBYING:

A. Lobbying Certification

This certification is a material representation of fact upon which reliance was placed when this transaction was made or entered into. Submission of this certification is a prerequisite for making or entering into this transaction imposed by section 1352, title 31, U.S. Code. Any person who fails to file the required certification shall be subject to a civil penalty of not less than $10,000 and not more than $100,000 for each such failure.

APPENDIX B

SF 424 Forms

OMB Number: 4040-0004
Expiration Date: 10/31/2019

Application for Federal Assistance SF-424

* 1. Type of Submission:	* 2. Type of Application:	* If Revision, select appropriate letter(s):
☐ Preapplication	☒ New	
☒ Application	☐ Continuation	* Other (Specify):
☐ Changed/Corrected Application	☐ Revision	

* 3. Date Received:	4. Applicant Identifier:
07/11/2017	B-17-UC-06-0506

5a. Federal Entity Identifier:	5b. Federal Award Identifier:
N/A	N/A

State Use Only:

6. Date Received by State:	7. State Application Identifier:

8. APPLICANT INFORMATION:

* a. Legal Name: County of Riverside

* b. Employer/Taxpayer Identification Number (EIN/TIN):	* c. Organizational DUNS:
95-6000930	0647727210000

d. Address:

* Street1:	5555 Arlington Avenue
Street2:	
* City:	Riverside
County/Parish:	Riverside County
* State:	CA: California
Province:	
* Country:	USA: UNITED STATES
* Zip / Postal Code:	92504-2506

e. Organizational Unit:

Department Name:	Division Name:
Economic Development Agency	Housing Division

f. Name and contact information of person to be contacted on matters involving this application:

Prefix:	Mr.	* First Name:	John
Middle Name:			
* Last Name:	Thurman		
Suffix:			

Title: EDA Development Manager

Organizational Affiliation:

* Telephone Number:	951-343-5401	Fax Number:	951-343-5609

* Email: jthurman@rivco.org

Application for Federal Assistance SF-424

*** 9. Type of Applicant 1: Select Applicant Type:**

B: County Government

Type of Applicant 2: Select Applicant Type:

Type of Applicant 3: Select Applicant Type:

* Other (specify):

*** 10. Name of Federal Agency:**

U.S. Department of Housing and Urban Development

11. Catalog of Federal Domestic Assistance Number:

14-218

CFDA Title:

Community Development Block Grant Program

*** 12. Funding Opportunity Number:**

N/A

* Title:

N/A

13. Competition Identification Number:

N/A

Title:

N/A

14. Areas Affected by Project (Cities, Counties, States, etc.):

Add Attachment | Delete Attachment | View Attachment

*** 15. Descriptive Title of Applicant's Project:**

Projected use of Community Development Block Grant Funds.

Attach supporting documents as specified in agency instructions.

Add Attachments | Delete Attachments | View Attachments

Application for Federal Assistance SF-424

16. Congressional Districts Of:

* a. Applicant: CA-041
* b. Program/Project: CA-041

Attach an additional list of Program/Project Congressional Districts if needed.

CA-036, CA-042, and CA-050 | Add Attachment | Delete Attachment | View Attachment

17. Proposed Project:

* a. Start Date: 07/01/2017
* b. End Date: 06/30/2018

18. Estimated Funding ($):

* a. Federal	7,531,717.00
* b. Applicant	0.00
* c. State	0.00
* d. Local	0.00
* e. Other	468,408.00
* f. Program Income	0.00
* g. TOTAL	8,000,125.00

*** 19. Is Application Subject to Review By State Under Executive Order 12372 Process?**

- [ ] a. This application was made available to the State under the Executive Order 12372 Process for review on ____.
- [ ] b. Program is subject to E.O. 12372 but has not been selected by the State for review.
- [x] c. Program is not covered by E.O. 12372.

*** 20. Is the Applicant Delinquent On Any Federal Debt? (If "Yes," provide explanation in attachment.)**

- [ ] Yes
- [x] No

If "Yes", provide explanation and attach

Add Attachment | Delete Attachment | View Attachment

21. *By signing this application, I certify (1) to the statements contained in the list of certifications and (2) that the statements herein are true, complete and accurate to the best of my knowledge. I also provide the required assurances** and agree to comply with any resulting terms if I accept an award. I am aware that any false, fictitious, or fraudulent statements or claims may subject me to criminal, civil, or administrative penalties. (U.S. Code, Title 218, Section 1001)**

- [x] ** I AGREE

** The list of certifications and assurances, or an internet site where you may obtain this list, is contained in the announcement or agency specific instructions.

Authorized Representative:

Prefix: Mr.
* First Name: Robert
Middle Name:
* Last Name: Field
Suffix:

* Title: Assistant County Executive Officer/EDA

* Telephone Number: 951-955-4860
Fax Number:

* Email: rfield@rivcoeda.org

* Signature of Authorized Representative:
* Date Signed: 07/11/2017

OMB Number: 4040-0004
Expiration Date: 10/31/2019

Application for Federal Assistance SF-424

* 1. Type of Submission:	* 2. Type of Application:	* If Revision, select appropriate letter(s):
☐ Preapplication	☒ New	
☒ Application	☐ Continuation	* Other (Specify):
☐ Changed/Corrected Application	☐ Revision	

* 3. Date Received:	4. Applicant Identifier:
07/11/2017	M-17-UC-06-0506

5a. Federal Entity Identifier:	5b. Federal Award Identifier:
N/A	N/A

State Use Only:

6. Date Received by State:	7. State Application Identifier:

8. APPLICANT INFORMATION:

* a. Legal Name: County of Riverside

* b. Employer/Taxpayer Identification Number (EIN/TIN):	* c. Organizational DUNS:
95-6000930	0647727210000

d. Address:

* Street1:	5555 Arlington Avenue
Street2:	
* City:	Riverside
County/Parish:	Riverside County
* State:	CA: California
Province:	
* Country:	USA: UNITED STATES
* Zip / Postal Code:	92504-2506

e. Organizational Unit:

Department Name:	Division Name:
Economic Development Agency	Housing Division

f. Name and contact information of person to be contacted on matters involving this application:

Prefix:	Mr.	* First Name:	John
Middle Name:			
* Last Name:	Thurman		
Suffix:			

Title: EDA Development Manager

Organizational Affiliation:

* Telephone Number:	951-343-5401	Fax Number:	951-343-5609

* Email: jthurman@rivco.org

Application for Federal Assistance SF-424

*** 9. Type of Applicant 1: Select Applicant Type:**

B: County Government

Type of Applicant 2: Select Applicant Type:

Type of Applicant 3: Select Applicant Type:

* Other (specify):

*** 10. Name of Federal Agency:**

U.S. Department of Housing and Urban Development

11. Catalog of Federal Domestic Assistance Number:

14-239

CFDA Title:

HOME Investment Partnership Program

*** 12. Funding Opportunity Number:**

N/A

* Title:

N/A

13. Competition Identification Number:

N/A

Title:

N/A

14. Areas Affected by Project (Cities, Counties, States, etc.):

Add Attachment | Delete Attachment | View Attachment

*** 15. Descriptive Title of Applicant's Project:**

Projected use of HOME Investment Partnership Program Funds.

Attach supporting documents as specified in agency instructions.

Add Attachments | Delete Attachments | View Attachments

Application for Federal Assistance SF-424

16. Congressional Districts Of:

* a. Applicant: CA-041
* b. Program/Project: CA-041

Attach an additional list of Program/Project Congressional Districts if needed.

CA-036, CA-042, and CA-050 | Add Attachment | Delete Attachment | View Attachment

17. Proposed Project:

* a. Start Date: 07/01/2017
* b. End Date: 06/30/2018

18. Estimated Funding ($):

* a. Federal	1,922,486.00
* b. Applicant	0.00
* c. State	0.00
* d. Local	0.00
* e. Other	0.00
* f. Program Income	0.00
* g. TOTAL	1,922,486.00

*** 19. Is Application Subject to Review By State Under Executive Order 12372 Process?**

- [ ] a. This application was made available to the State under the Executive Order 12372 Process for review on .
- [ ] b. Program is subject to E.O. 12372 but has not been selected by the State for review.
- [x] c. Program is not covered by E.O. 12372.

*** 20. Is the Applicant Delinquent On Any Federal Debt? (If "Yes," provide explanation in attachment.)**

- [ ] Yes
- [x] No

If "Yes", provide explanation and attach

Add Attachment | Delete Attachment | View Attachment

21. *By signing this application, I certify (1) to the statements contained in the list of certifications and (2) that the statements herein are true, complete and accurate to the best of my knowledge. I also provide the required assurances** and agree to comply with any resulting terms if I accept an award. I am aware that any false, fictitious, or fraudulent statements or claims may subject me to criminal, civil, or administrative penalties. (U.S. Code, Title 218, Section 1001)**

- [x] ** I AGREE

** The list of certifications and assurances, or an internet site where you may obtain this list, is contained in the announcement or agency specific instructions.

Authorized Representative:

Prefix: Mr.
* First Name: Robert
Middle Name:
* Last Name: Field
Suffix:

* Title: Assistant County Executive Officer/EDA

* Telephone Number: 951-955-4860
Fax Number:

* Email: rfield@rivcoeda.org

* Signature of Authorized Representative:
* Date Signed: 07/11/2017

OMB Number: 4040-0004
Expiration Date: 10/31/2019

Application for Federal Assistance SF-424

* 1. Type of Submission:	* 2. Type of Application:	* If Revision, select appropriate letter(s):
☐ Preapplication	☒ New	
☒ Application	☐ Continuation	* Other (Specify):
☐ Changed/Corrected Application	☐ Revision	

* 3. Date Received:	4. Applicant Identifier:
07/11/2017	E-17-UC-06-0506

5a. Federal Entity Identifier:	5b. Federal Award Identifier:
N/A	N/A

State Use Only:

6. Date Received by State:	7. State Application Identifier:

8. APPLICANT INFORMATION:

* a. Legal Name: County of Riverside

* b. Employer/Taxpayer Identification Number (EIN/TIN):	* c. Organizational DUNS:
95-6000930	0647727210000

d. Address:

* Street1: 5555 Arlington Avenue
Street2:
* City: Riverside
County/Parish: Riverside County
* State: CA: California
Province:
* Country: USA: UNITED STATES
* Zip / Postal Code: 92504-2506

e. Organizational Unit:

Department Name:	Division Name:
Economic Development Agency	Housing Division

f. Name and contact information of person to be contacted on matters involving this application:

Prefix: Mr. * First Name: John
Middle Name:
* Last Name: Thurman
Suffix:

Title: EDA Development Manager

Organizational Affiliation:

* Telephone Number: 951-343-5401 Fax Number: 951-343-5609

* Email: jthurman@rivco.org

Application for Federal Assistance SF-424

*** 9. Type of Applicant 1: Select Applicant Type:**

B: County Government

Type of Applicant 2: Select Applicant Type:

Type of Applicant 3: Select Applicant Type:

* Other (specify):

*** 10. Name of Federal Agency:**

U.S. Department of Housing and Urban Development

11. Catalog of Federal Domestic Assistance Number:

14-231

CFDA Title:

Emergency Solutions Grant Program

*** 12. Funding Opportunity Number:**

N/A

* Title:

N/A

13. Competition Identification Number:

N/A

Title:

N/A

14. Areas Affected by Project (Cities, Counties, States, etc.):

Add Attachment | Delete Attachment | View Attachment

*** 15. Descriptive Title of Applicant's Project:**

Projected use of Emergency Solutions Grant Funds.

Attach supporting documents as specified in agency instructions.

Add Attachments | Delete Attachments | View Attachments

Application for Federal Assistance SF-424

16. Congressional Districts Of:

* a. Applicant: CA-041
* b. Program/Project: CA-041

Attach an additional list of Program/Project Congressional Districts if needed.

CA-036, CA-042, and CA-050 | Add Attachment | Delete Attachment | View Attachment

17. Proposed Project:

* a. Start Date: 07/01/2017
* b. End Date: 06/30/2019

18. Estimated Funding ($):

* a. Federal	655,174.00
* b. Applicant	0.00
* c. State	0.00
* d. Local	0.00
* e. Other	0.00
* f. Program Income	0.00
* g. TOTAL	655,174.00

*** 19. Is Application Subject to Review By State Under Executive Order 12372 Process?**

- [ ] a. This application was made available to the State under the Executive Order 12372 Process for review on _____.
- [ ] b. Program is subject to E.O. 12372 but has not been selected by the State for review.
- [x] c. Program is not covered by E.O. 12372.

*** 20. Is the Applicant Delinquent On Any Federal Debt? (If "Yes," provide explanation in attachment.)**

- [ ] Yes
- [x] No

If "Yes", provide explanation and attach

Add Attachment | Delete Attachment | View Attachment

21. *By signing this application, I certify (1) to the statements contained in the list of certifications and (2) that the statements herein are true, complete and accurate to the best of my knowledge. I also provide the required assurances** and agree to comply with any resulting terms if I accept an award. I am aware that any false, fictitious, or fraudulent statements or claims may subject me to criminal, civil, or administrative penalties. (U.S. Code, Title 218, Section 1001)**

- [x] ** I AGREE

** The list of certifications and assurances, or an internet site where you may obtain this list, is contained in the announcement or agency specific instructions.

Authorized Representative:

Prefix: Mr. | * First Name: Robert

Middle Name:

* Last Name: Field

Suffix:

* Title: Assistant County Executive Officer/EDA

* Telephone Number: 951-955-4860 | Fax Number:

* Email: rfield@rivcoeda.org

* Signature of Authorized Representative: | * Date Signed: 07/11/2017

APPENDIX C

Public Notices

Proof of Publications

PUBLIC NOTICE

NOTICE OF FUNDING AVAILABILITY (NOFA)

FOR THE COUNTY OF RIVERSIDE 2017-2018

COMMUNITY DEVELOPMENT BLOCK GRANT (CDBG)
EMERGENCY SOLUTIONS GRANT (ESG)
HOME INVESTMENT PARTNERSHIP PROGRAM (HOME)

The County of Riverside is announcing the start of the application cycles for the 2017-2018 Urban County CDBG, ESG, and HOME programs. These Federally-funded programs are used by the County and its participating cities to provide decent housing, a suitable living environment, and the expansion of economic opportunities principally for persons and families with low-incomes.

The County anticipates receiving the following grant amount from the U.S. Department of Housing and Urban Development (HUD) for the 2017-2018 program year: CDBG $7,000,000; ESG $600,000; and HOME $1,500,000.

To view the full **Notice of Funding Availability** for the CDBG and ESG programs, please visit www.rivcoeda.org. Paper copies of the NOFAs can also be obtained through email at edearen@rivcoeda.org; or by calling 951-955-8916.

ONLINE APPLICATION: The County is using the Online Application System for both the CDBG and ESG programs. All applications for these two programs must be submitted through the online system. The 2017-2018 Online Application System will be open starting August 1, 2016. All CDBG and ESG applications submitted through the Online Application System must be submitted no later than 5:00 PM (PST) on October 28, 2016. For questions or assistance with the online application system, please contact Susana Orozco at sorozco@rivcoeda.org or 951-955-8916.

Applicants must visit EDA's website at www.rivcoeda.org to begin the application process. The website offers a brief tutorial to assist applicants in the use of the online application system including setting-up an Online User Profile which is required to use the system.

CDBG and ESG applications will only be accepted from 501 (c)(3) non-profit organizations, government entities, and the County's

COOPERATING CITIES: Please note, the cooperating cities that participate in the County's CDBG program will receive their own allocation from the County's CDBG allocation for projects and activities that benefit their individual cities. Organizations that are considering applying directly to the cooperating cities for their CDBG allocations must consult with those cities directly for application information, procedures, and deadlines. EDA's CDBG webpage provides contact information for the Cooperating Cities.

HOME PROGRAM: The County will accept HOME applications for new construction and substantial rehabilitation projects on an on-going, over the counter basis until all funds for the current fiscal year are exhausted. Organizations seeking HOME funds for affordable housing projects should contact the Housing Division of EDA for application information at (951) 343-5469 or rivcoeda.org. In the event that the County of Riverside EDA decides to release a competitive RFP for the solicitation of HOME funds, a notice of no less than thirty (30) days will be provided of the County's intention to release an RFP.

The County is required to prepare and submit to HUD a One Year Action Plan that provides detailed information on all of the activities that the County will fund with CDBG, ESG, and HOME funds for the 2017-2018 program year. The Board of Supervisors will conduct a public hearing on the proposed One Year Action Plan during February/March 2017. The Board will then approve the final One Year Action Plan in April/May 2017.

Should you have any questions or require assistance, please contact the following:

Elizabeth Dearen, Program Manager
3403 Tenth Street, Suite 400
Riverside, CA 92501
(951) 955-8916 / (951) 955-9505 FAX
edearen@rivcoeda.org

NOTE: To obtain a list of the times and locations of the County's Citizen Participation Meetings please visit our website (www.rivcoeda.org) or contact Elizabeth Dearen.

Individuals with hearing or speech disabilities may contact the CDBG program staff by utilizing the California Relay Service (711).

John Thurman, EDA Development Manager, CDBG/ESG Programs

THE PRESS-ENTERPRISE

1825 Chicago Ave, Suite 100
Riverside, CA 92507
951-684-1200
951-368-9018 FAX

PROOF OF PUBLICATION
(2010, 2015.5 C.C.P)

Publication(s): The Press-Enterprise

PROOF OF PUBLICATION OF

Ad Desc.:

I am a citizen of the United States. I am over the age of eighteen years and not a party to or interested in the above entitled matter. I am an authorized representative of THE PRESS-ENTERPRISE, a newspaper in general circulation, printed and published daily in the County of Riverside, and which newspaper has been adjudicated a newspaper of general circulation by the Superior Court of the County of Riverside, State of California, under date of April 25, 1952, Case Number 54446, under date of March 29, 1957, Case Number 65673, under date of August 25, 1995, Case Number 267864, and under date of September 16, 2013, Case Number RIC 1309013; that the notice, of which the annexed is a printed copy, has been published in said newspaper in accordance with the instructions of the person(s) requesting publication, and not in any supplement thereof on the following dates, to wit:

07/26/2016

I certify (or declare) under penalty of perjury that the foregoing is true and correct.

Date: Jul 26, 2016

At: Riverside, California

Legal Advertising Representative, The Press-Enterprise

WDC/EDA CO OF RIVERSIDE
PO BOX 1180
RIVERSIDE, CA 92502

Ad Number: 0010183611-01

P.O. Number:

Ad Copy:

PUBLIC NOTICE

NOTICE OF FUNDING AVAILABILITY (NOFA)

FOR THE COUNTY OF RIVERSIDE 2017-2018

COMMUNITY DEVELOPMENT BLOCK GRANT (CDBG)
EMERGENCY SOLUTIONS GRANT (ESG)
HOME INVESTMENT PARTNERSHIP PROGRAM (HOME)

The County of Riverside is announcing the start of the application cycles for the 2017-2018 Urban County CDBG, ESG, and HOME programs. These Federally-funded programs are used by the County and its participating cities to provide decent housing, a suitable living environment, and the expansion of economic opportunities principally for persons and families with low-incomes.

The County anticipates receiving the following grant amount from the U.S. Department of Housing and Urban Development (HUD) for the 2017-2018 program year: CDBG $7,000,000; ESG $600,000; and HOME $1,500,000.

To view the full **Notice of Funding Availability** for the CDBG and ESG programs, please visit www.rivcoeda-.org. Paper copies of the NOFAs can also be obtained through email at edearen@rivcoeda.org; or by calling 951-955-8916.

ONLINE APPLICATION: The County is using the Online Application System for both the CDBG and ESG programs. All applications for these two programs must be submitted through the online system. The 2017-2018 Online Application System will be open starting August 1, 2016. All CDBG and ESG applications submitted through the Online Application System must be submitted no later than 5:00 PM (PST) on October 28, 2016. For questions or assistance with the online application system, please contact Susana Orozco at sorozco@rivcoeda.org or 951-955-8916.

Applicants must visit EDA's website at www.rivcoeda.org to begin the application process. The website offers a brief tutorial to assist applicants in the use of the online application system including setting-up an Online User Profile which is required to use the system.

CDBG and ESG applications will only be accepted from 501 (c)(3) non-profit organizations, government entities, and the County's COOPERATING CITIES: Please note, the cooperating cities that participate in the County's CDBG program will receive their own allocation from the County's CDBG allocation for projects and activities that benefit their individual cities. Organizations that are considering applying directly to the cooperating cities for their CDBG allocations must consult with those cities directly for application information, procedures, and deadlines. EDA's CDBG webpage provides contact information for the Cooperating Cities.

HOME PROGRAM: The County will accept HOME applications for new construction and substantial rehabilitation projects on an on-going, over the counter basis until all funds for the current fiscal year are exhausted. Organizations seeking HOME funds for affordable housing projects should contact the Housing Division of EDA for application information at (951) 343-5469 or rivcoeda.org. In the event that the County of Riverside EDA decides to release a competitive RFP for the solicitation of HOME funds, a notice of no less than thirty (30) days will be provided of the County's intention to release an RFP.

The County is required to prepare and submit to HUD a One Year Action Plan that provides detailed information on all of the activities that the County will fund with CDBG, ESG, and HOME funds for the 2017-2018 program year. The Board of Supervisors will conduct a public hearing on the proposed One Year Action Plan during February/March 2017. The Board will then approve the final One Year Action Plan in April/May 2017.

Should you have any questions or require assistance, please contact the following:

Elizabeth Dearen, Program Manager
3403 Tenth Street, Suite 400
Riverside, CA 92501
(951) 955-8916 / (951) 955-9505 FAX
edearen@rivcoeda.org

NOTE: To obtain a list of the times and locations of the County's Citizen Participation Meetings please visit our website (www.rivcoeda.org) or contact Elizabeth Dearen.

Individuals with hearing or speech disabilities may contact the CDBG program staff by utilizing the California Relay Service (711).

John Thurman, EDA Development Manager, CDBG/ESG Programs 7/26

SUPERMERCADOS REDUCEN EL CONSUMO DE ENERGÍA DURANTE EL VERANO

JOHN VALENZUELA/INLAND VALLEY DAILY BULLETIN, SCNG

Los Mercados Stater Bros. están reduciendo el consumo de energía durante el verano. Aquí Don Oshel, de Rancho Cucamonga, hace compras en la tienda de Ontario de la cadena.

KEVIN SMITH
laprensa-ca.com

Los mercados Stater Bros. anunciaron recientemente que la empresa estará reduciendo el consumo de energía de iluminación en un 50 por ciento en todos los 168 de sus supermercados, durante los meses de verano.

La medida reducirá el consumo de electricidad por 435,000 kilovatios-hora, informaron los ejecutivos de la empresa, el equivalente de energía necesaria para alimentar a 470 hogares al mes. Los supermercados reducirán su consumo de energía de iluminación a la mitad cada día, desde el mediodía hasta las 6 p.m., el período en que el uso de energía normalmente alcanza su máximo nivel.

"Stater Bros. siempre ha creído en hacer lo correcto por las razones correctas, y la ampliación de nuestras prácticas de empresa responsable con el ambiente es simplemente lo correcto", dijo Jack H. Brown, el presidente ejecutivo de la empresa en un comunicado.

La cadena de supermercados logrará la reducción del 50 por ciento, mediante la instalación del sistema de control de energía, que reduce automáticamente los niveles de luz.

"Estamos regulando la luz y apagamos otras", explicó la portavoz de la empresa, Marisa Kutansky. "Nuestra tienda promedio es de 33,000 pies cuadrados y tenemos entre 400 y 500 luces por tienda. Esto se extenderá hasta finales de septiembre".

Kutansky indicó que la cadena de supermercados también instaló refrigeradores de puerta cerrada con iluminación LED, en un 55 por ciento de sus tiendas. Esto reduce el consumo de energía en un 60 por ciento en cada caja refrigeraria.

"En el 2018, vamos a contar con estos en todas nuestras tiendas", dijo.

Burt P. Flickinger III, director general de la firma de consultoría para la industria de consumo, Strategic Resource Group, dijo que Stater Bros. es un líder en la conservación de energía.

"Ellos siempre han sido considerados como uno de los minoristas más progresistas en Norteamérica", dijo. "Se merecen un reconocimiento por esta iniciativa para reducir el consumo de energía y reducir sus costos. Esto permite a los consumidores a hacer lo mismo".

Stater Bros. ha instalado una variedad de otras medidas favorables al medio ambiente en sus supermercados, tales como un programa de residuos verdes que ha eliminado más de 34 millones de libras de desechos para ayudar a producir biocombustibles, alimentación para los animales y abono para la industria agrícola.

Albertson, propietario de Vons, Pavilions y Safeway, también ha hecho mejoras que sean energéticamente eficientes. En conjunto, estas iniciativas y programas en Stater Bros. y otros mercados del estado resultarán en ahorros en los próximos años, de acuerdo con Flickinger.

El portavoz de Albertsons, Carlos Illingworth, dijo que la compañía toma en serio la eficiencia energética.

"Nuestro objetivo principal es proporcionar alivio a la red eléctrica para ayudar a mantener el suministro para nuestros supermercados, nuestros clientes y las comunidades que servimos", expresó Illingworth.

La empresa ha participado en programas de reducción de consumo de electricidad que incluyen el reducir la iluminación cuando reciben la notificación de que la red eléctrica está en riesgo, dijo Illingworth.

REDACCIÓN DE LA PRENSA

ORQUESTA JUVENIL ENCUENTRA NUEVO HOGAR

CORONA. La floreciente escuela musical juvenil de la Orquesta Sinfónica de Corona, encontró un nuevo hogar en el Centro Cívico de la ciudad.

El Ayuntamiento aprobó recientemente un contrato de arrendamiento de tres años, para las suites 206 y 140, en el 815 W. Sixth St. Se espera que el acuerdo genere $56,000 en ingresos para agosto de 2019, como muestra un informe de la ciudad.

La orquesta sin fines de lucro fue fundada en el 2006 y se presenta regularmente en la Iglesia North Point en Corona. Una escuela de música juvenil se formó en el 2012, y desde entonces ha crecido y tiene 170 estudiantes, muy por encima de la capacidad de su anterior ubicación en el Teatro y Centro de Artes Cristianos, también ubicado en el Centro Cívico.

Don Kindred, director ejecutivo de la escuela, dijo que el nuevo espacio permitirá a los grupos a separarse en salas distintas para la capacitación especializada, en instrumentos de cuerda como el violín, violonchelo y contrabajo.

En un informe al Ayuntamiento, el personal de la ciudad indicó que el nuevo contrato de arrendamiento, ayuda a lograr objetivos clave, mediante el uso de asociaciones privadas para proporcionar programas para jóvenes del área.

Los alumnos de la escuela de música practican una vez por semana, durante cuatro horas, en el semestre de 15 semanas. Las cursos cuestan $150 por estudiante, una tarifa que deliberadamente se ha mantenido baja "para no dejar a nadie afuera, y para asegurar de que todos puedan aprender a tocar un instrumento", dijo Kindred. Para más información sobre la escuela, visite el sitio web www.coronasymphonyconservatory.com o llame al 951-833-4637.

APRUEBAN LA CONSTRUCCIÓN DE UN CENTRO COMERCIAL

JURUPA VALLEY. La noche del jueves, 21 de julio, el Ayuntamiento de Jurupa Valley aprobó por unanimidad los planes para un pequeño centro comercial, a pesar de la oposición de algunos residentes.

El centro comercial de 33,800 pies cuadrados en cinco acres, en la esquina noroeste de Limonite Avenue y Felspar Street, incluirá a una gasolinera ARCO con una tienda AM-PM y un espacio de lavado de coches.

El proyecto también incluirá otros tres edificios: dos restaurantes, uno de ellos con una ventanilla de comida para llevar, y una plataforma con una combinación de restaurantes y tiendas con múltiples inquilinos.

Varios residentes se oponen al proyecto alegando que aumentaría el tráfico y la proliferación de tiendas de venta de licor en la zona. También mencionaron si el diseño se ajusta al aspecto rural de la ciudad.

Los miembros del Concejo Municipal señalaron que el proyecto se ajusta con la zonificación comercial del área, pero añadieron la condición que incluya un palenque para montar y desmontar caballos.

HELICÓPTERO COLOCÓ SISTEMA DE AIRE ACONDICIONADO EN EDIFICIO COMERCIAL

HEMET. Un helicóptero maniobró sobre el edificio vacío de Wal-Mart en Hemet, la mañana del viernes, 22 de julio, elevando unas dos docenas de unidades de aire acondicionado sobre el edificio que está siendo remodelado.

Cuando esté terminado en octubre, el edificio en Florida Avenue, será el hogar de tres negocios, Burlington Coat Factory y Ulta Beauty, que serán nuevos en Hemet, y Sprouts Farmers Market, que se trasladará de otra parte de la ciudad.

"Todo está dentro de lo previsto", dijo John Petty, un agente de la constructora.

Tres docenas de trabajadores se sentaron y observaron al "pájaro" hacer los viajes del estacionamiento al techo y una vez más. Las unidades de varias toneladas fueron aseguradas con correas, y el proyecto tomó cerca de una hora.

Si el mismo trabajo se hubiera hecho con una grúa más tradicional, habría tomado horas, dejando de lado los trabajadores que no podían estar dentro del edificio, mientras se transportan las unidades.

"Por casi $5,000 más en rentas, el ahorro en mano de obra más que compensa la inversión", dijo Petty.

El edificio ha estado vacante desde el 2001, cuando Wal-Mart construyó una tienda más grande a un par de millas de distancia. Otros planes de construcción nunca se materializaron, y el edificio se convirtió en un lugar de reunión para las personas sin hogar y vagabundos.

Petty dice, que además de eliminar un edificio en malas condiciones, el proyecto generará hasta 300 puestos de trabajo y generará más fondos de impuestos para la ciudad.

AVISO PÚBLICO

AVISO DE DISPONIBILIDAD DE FONDOS (NOFA)

PARA EL CONDADO DE RIVERSIDE 2017-2018

CONCESIÓN PARA EL DESARROLLO DEL BLOQUE COMMUNITARIO (CDBG)
CONCESIÓN PARA SOLUCIONES DE EMERGENCIA (ESG)
PROGRAMA DE ASOCIACIÓN DE INVERSIÓN DE CASA (HOME)

El Condado de Riverside está anunciando el inicio de los ciclos de aplicación para el Condado Urbano 2017-2018 de CDBG, ESG, y HOME. Estos programas financiados por el gobierno federal son utilizados por el condado por sus ciudades participantes y proporciona una vivienda digna, un entorno de vida adecuado, y la expansión de oportunidades económicas, principalmente para las personas y familias con bajos ingresos. El condado anticipa recibir la importe concesión del Departamento de Vivienda y Desarrollo Urbano de los Estados Unidos (HUD) para el programado año 2017-2018: CDBG $7.000.000; ESG $600.000; y HOME $1.500.000.

Para ver el anuncio completo de la disponibilidad de fondos para los programas CDBG y ESG, por favor visita www.rivcoeda.org. Copias físicas de NOFA también pueden obtenerse a través del correo electrónico edearen@rivcoeda.org; o llamando al 951-955-8916.

SOLICITUD EN LÍNEA: El Condado está utilizando el sistema en línea, tanto para los programas CDBG y ESG. Todas las solicitudes de estos dos programas deben ser presentadas a través del sistema en línea. El sistema de aplicación en línea 2017-2018 estara a disposición al público el 1ᵉʳ de agosto de 2016. Todas las solicitudes de CDBG y ESG presentadas a través del sistema de solicitudes en línea deberán presentarse antes de las 5:00 PM (Tiempo del Pacífico) del 28 de octubre de 2016. Para preguntas o asistencia con el sistema de solicitud en línea, por favor, póngase en contacto con Susana Orozco en sorozco@rivcoeda.org o 951-955-8918.

Los solicitantes deben visitar el sitio web www.rivcoeda.org de EDA para comenzar el proceso de solicitud. El sitio web ofrece un breve tutorial para ayudar a los solicitantes en el uso del sistema de aplicación en línea, incluyendo como crear perfiles de usuario que es lo que se requiere para utilizar el sistema.

Aplicaciones de CDBG y ESG sólo se aceptarán de 501 (c) (3) organizaciones sin fines de lucro, entidades gubernamentales, y las CIUDADES COOPERANTES DEL CONDADO: Atención, las ciudades cooperantes que participan en el programa CDBG del condado recibirán su propia asignación de la asignación de CDBG del condado para los proyectos y actividades que benefician a sus ciudades individuales. Las organizaciones que están considerando la posibilidad de aplicar directamente a las ciudades que cooperan con sus asignaciones de CDBG deben consultar con esas ciudades directamente para la información de la aplicación, los procedimientos y los plazos. La página web de CDBG de EDA proporciona la información de contacto para las ciudades colaboradoras.

PROGRAMA HOME: El condado aceptará solicitudes para el programa HOME para nuevas construcciones y el contínuo de rehabilitación sustancial, por encima del presente presupuesto hasta que se agoten todos los fondos para el año fiscal actual. Las organizaciones que buscan fondos de HOME para proyectos de viviendas asequibles deben comunicarse con la División de Vivienda de EDA para obtener información sobre la solicitud al (951) 343-5469 o rivcoeda.org. En el caso de que el EDA del Condado de Riverside decide liberar una solicitud de propuesta competitiva para la solicitud de fondos de HOME, un aviso de la intención de liberar una solicitud de propuesta por parte del condado será proporcionado con no menos de treinta (30) días de anticipación.

Se requiere que el condado prepare y presente a HUD un plan de acción de un año, que proporciona información detallada sobre todas las actividades que el condado financiara con CDBG, ESG, y los fondos de HOME para el año del programa 2017-2018. La Junta de Supervisores llevará a cabo una audiencia pública sobre el plan de acción de un año propuesto en febrero/marzo de 2017. La Junta entonces aprobara la versión final del Plan de Acción de Un Año en abril/mayo de 2017.

Si tiene alguna pregunta o requiere asistencia, póngase en contacto con el siguiente:

Elizabeth Dearen, Program Manager
3403 Tenth Street, Suite 400
Riverside, CA 92501
(951) 955-8916 / (951) 955-9505 FAX
edearen@rivcoeda.org

NOTA: Para obtener una lista de las fechas y lugares de las reuniones de Participación Ciudadana del Condado por favor visite nuestro sitio web (www.rivcoeda.org) o póngase en contacto Elizabeth Dearen.

Las personas con discapacidades auditivas o del habla pueden comunicarse con el personal del programa CDBG mediante la utilización del Servicio de Retransmisión de California (711).

John Thurman, EDA Gerente de Desarrollo
de Programas de CDBG / ESG

PUBLIC NOTICE

RIVERSIDE COUNTY
COMMUNITY PLANNING AND DEVELOPMENT PROGRAMS (CPD)
(CDBG, HOME, ESG)

Community Development Needs and Proposed Use
of 2017-2018 HUD-Funded CPD Programs

The Riverside County Economic Development Agency hereby notifies the public, pursuant to *24 CFR 91.105(e),* that the County of Riverside Board of Supervisors will hold a public hearing to: 1) hear comments on community development needs within the County's HUD-funded Urban County program; and 2) hear comment upon the proposed uses of 2017-2018 HUD-funded CPD programs to address the identified community development needs. The public hearing is scheduled for March 14, 2017, at 1:30 p.m., in the Board of Supervisors' Chambers, County Administrative Center, 4080 Lemon Street, 1st floor, Riverside, CA. The public may present oral or written comments during the public hearing.

Furthermore, the public may review and comment upon the proposed uses of 2017-2018 HUD-funded CPD programs, as well as comment upon community development needs, beginning February 10, 2017. Comments may be submitted to the addresses below until 5:00 PM on March 13, 2017.

A summary of the proposed uses of 2017-2018 HUD-funded CPD programs can be viewed by the public at the following location:

Riverside County Economic Development Agency-Community Services Division
3403 10th Street, Suite 400, Riverside, CA 92501
(951) 955-8916

Riverside County Economic Development Agency-Indio
44-199 Monroe Street, Suite B, Indio, CA 92201
(760) 863-2650

The proposed uses of 2017-2018 HUD-funded CPD programs can also be viewed on-line at: www.rivcoeda.org

Staff will submit the final 2017-2018 One-Year Action Plan to the Board of Supervisors for adoption. The schedule for this Board action has not yet been determined because the Federal FY 2017 appropriations have not been approved by Congress. The One-Year Action Plan will identify the specific activities selected for Community Development Block Grant (CDBG), Home Investment Partnership Program (HOME), and Emergency Solutions Grant (ESG) funding. The 2017-2018 One-Year Action Plan will then be forwarded to the U.S. Department of Housing and Urban Development (HUD) for review and approval.

EXECUTIVE SUMMARY. The primary objective of the County's CPD programs is the development of viable urban communities by providing decent housing, a suitable living environment, and expansion of economic opportunities, principally for persons of low and moderate incomes. The 2017-2018 One Year Action Plan is a component of the Five Year Consolidated Plan that must be updated annually. It provides detailed information on the resources the County expects to receive and the activities to be undertaken to meet the priority needs identified in the Consolidated Plan. At the completion of the Citizen Participation process, and after comments have been received, the County will prepare and submit the final 2017-2018 One Year Action Plan of the 2014-2019 Five Year Consolidated Plan to the U.S. Department of Housing and Urban Development.

ANTICIPATED FUNDS. Anticipated allocations to be received through the FY 2017-18 HUD

appropriations are: $7,731,823 for the Community Development Block Grant (CDBG) program, including the Metro City Program; $1,864,798 for the Home Investment Partnership (HOME) program, including the Community Housing Development Organizations (CHDO) program; and

$649,342 for the Emergency Solutions Grant (ESG) program. The County expects to utilize eighty-five percent (85%) of the CPD funds for activities that will benefit low and moderate-income persons.

SUMMARY OF PROPOSED ONE YEAR PLAN ACTIVITIES. The County received 106 proposals for the 2017-18 CDBG funding totaling $8,401,452. The proposed activities included public service, public facility improvements, rehabilitation, interim assistance, and others. Emergency Solutions Grant Program requests totaled $1,327,373. HOME program proposals include: HOME New Construction ($699,300); HOME Direct Ownership ($699,299); HOME/CHDO Set-Aside ($279,720); and HOME administration ($186,479). Combined (HOME, CDBG, ESG) general management and administrative activities include oversight of consolidated programs ($1,864,798).

DISPLACEMENT. Planned activities will be designed to minimize the displacement of persons. The provision of relocation benefits to displaced persons and replacement of low-and moderate-income housing units that are demolished or converted to another use as a result of CDBG funded activities will be consistent with the County's Anti-Displacement and Relocation Assistance Plan and provisions of the Uniform Relocation Assistance and Real Property Acquisition Act of 1970, as amended.

CITIZEN PARTICIPATION AND COMMENTS. The County of Riverside initiated the 2017-2018 CPD Funding cycle in July, 2016, with the publishing of the *Notification of Funding Availability* (NOFA) for the CDBG Program and ESG program. The County initiated the *Citizen Participation Process* in June, 2016, with the notification of residents, Cooperating Cities, non-profit organizations, service providers, public agencies, and other stakeholders, of the 2017-2018 CPD Funding cycle. The Citizen Participation Process consisted of public meetings in unincorporated communities to receive input from residents and others to identity and assess economic, community, housing, and social development needs in the communities.

PARTICIPATING COMMUNITIES. The 2017-2018 One Year Action Plan of the 2014-2019 Consolidated Plan includes the unincorporated areas of the County and the following Cooperating Cities: Banning, Beaumont, Blythe, Coachella, Canyon Lake, Desert Hot Springs, Eastvale, Indian Wells, Jurupa Valley, Lake Elsinore, La Quinta, Murrieta, Norco, San Jacinto, and Wildomar.

IMPLEMENTATION. The goals for the 2017-2018 One Year Action Plan of the Consolidated Plan include: creating affordable housing for those of very low, low, and moderate-income; providing home ownership opportunities for first-time buyers; improving conditions of substandard housing and rental housing; addressing farm worker housing needs; ensuring the availability of emergency shelters to address the needs of the homeless; creating housing opportunities for the elderly, especially the frail elderly; creating supportive housing or shelter for persons afflicted with HIV/AIDS; creating rental assistance through subsidy programs; providing short-term shelter for the mentally ill homeless; creating a suitable living environment by improving public facilities and services; and providing economic development opportunities for low- and moderate- income families.

If you have any questions or require additional information about the County's CPD programs, the Citizen Participation process, public hearings, or other information, please contact EDA at (951) 955-8916, (800) 984-1000, or edearen@rivco.org.

John Thurman,
EDA Development Manager - CDBG/ ESG Program

THE PRESS-ENTERPRISE

1825 Chicago Ave, Suite 100
Riverside, CA 92507
951-684-1200
951-368-9018 FAX

PROOF OF PUBLICATION
(2010, 2015.5 C.C.P)

Publication(s): The Press-Enterprise

PROOF OF PUBLICATION OF

Ad Desc.: /

I am a citizen of the United States. I am over the age of eighteen years and not a party to or interested in the above entitled matter. I am an authorized representative of THE PRESS-ENTERPRISE, a newspaper in general circulation, printed and published daily in the County of Riverside, and which newspaper has been adjudicated a newspaper of general circulation by the Superior Court of the County of Riverside, State of California, under date of April 25, 1952, Case Number 54446, under date of March 29, 1957, Case Number 65673, under date of August 25, 1995, Case Number 267864, and under date of September 18, 2013, Case Number RIC 1309013; that the notice, of which the annexed is a printed copy, has been published in said newspaper in accordance with the instructions of the person(s) requesting publication, and not in any supplement thereof on the following dates, to wit:

02/10/2017

I certify (or declare) under penalty of perjury that the foregoing is true and correct.

Date: February 10, 2017
At: Riverside, California

Legal Advertising Representative, The Press-Enterprise

WDC/EDA CO OF RIVERSIDE
PO BOX 1180
RIVERSIDE, CA 92502

Ad Number: 0010895786-01

P.O. Number:

Ad Copy:

PUBLIC NOTICE

RIVERSIDE COUNTY
COMMUNITY PLANNING AND DEVELOPMENT
PROGRAMS (CPD) (CDBG, HOME, ESG)

Community Development Needs and Proposed Use of 2017-2018 HUD-Funded CPD Programs

The Riverside County Economic Development Agency hereby notifies the public, pursuant to 24 CFR 91.105(e), that the County of Riverside Board of Supervisors will hold a public hearing to: 1) hear comments on community development needs within the County's HUD-funded Urban County program; and 2) hear comment upon the proposed uses of 2017-2018 HUD-funded CPD programs to address the identified community development needs. The public hearing is scheduled for March 14, 2017, at 1:30 p.m., in the Board of Supervisors' Chambers, County Administrative Center, 4080 Lemon Street, 1st floor, Riverside, CA. The public may present oral or written comments during the public hearing.

Furthermore, the public may review and comment upon the proposed uses of 2017-2018 HUD-funded CPD programs, as well as comment upon community development needs, beginning February 10, 2017. Comments may be submitted to the addresses below until 5:00 PM on March 13, 2017.

A summary of the proposed uses of 2017-2018 HUD-funded CPD programs can be viewed by the public at the following location:

Riverside County Economic Development Agency-Community Services Division
3403 10th Street, Suite 400, Riverside, CA 92501 (951) 955-8916

Riverside County Economic Development Agency-Indio
44-199 Monroe Street, Suite B, Indio, CA 92201 (760) 863-2650

The proposed uses of 2017-2018 HUD-funded CPD programs can also be viewed on-line at: www.rivcoeda.org

Staff will submit the final 2017-2018 One-Year Action Plan to the Board of Supervisors for adoption. The schedule for this Board action has not yet been determined because the Federal FY 2017 appropriations have not been approved by Congress. The One-Year Action Plan will identify the specific activities selected for Community Development Block Grant (CDBG), Home Investment Partnership Program (HOME), and Emergency Solutions Grant (ESG) funding. The 2017-2018 One-Year Action Plan will then be forwarded to the U.S. Department of Housing and Urban Development (HUD) for review and approval.

EXECUTIVE SUMMARY. The primary objective of the County's CPD programs is the development of viable urban communities by providing decent housing, a suitable living environment, and expansion of economic opportunities, principally for persons of low and moderate incomes. The 2017-2018 One Year Action Plan is a component of the Five Year Consolidated Plan that must be updated annually. It provides detailed information on the resources the County expects to receive and the activities to be undertaken to meet the priority needs identified in the Consolidated Plan. At the completion of the Citizen Participation process, and after comments have been received, the County will prepare and submit the final 2017-2018 One Year Action Plan of the 2014-2019 Five Year Consolidated Plan to the U.S. Department of Housing and Urban Development.

ANTICIPATED FUNDS. Anticipated allocations to be received through the FY 2017-18 HUD appropriations are: $7,731,823 for the Community Development Block Grant (CDBG) program, including the Metro City Program; $1,864,798 for the Home Investment Partnership (HOME) program, including the Community Housing Development Organizations (CHDO) program; and $649,342 for the Emergency Solutions Grant (ESG) program. The County expects to utilize eighty- five percent (85%) of the CPD funds for activities that will benefit low and moderate-income persons.

SUMMARY OF PROPOSED ONE YEAR PLAN ACTIVITIES. The County received 106 proposals for the 2017-18 CDBG funding totaling $8,401,452. The proposed activities included public service, public facility improvements, rehabilitation, interim assistance, and others. Emergency Solutions Grant Program requests totaled $1,327,373. HOME program proposals include: HOME New Construction ($699,300); HOME Direct Ownership ($699,299); HOME/CHDO Set-Aside ($279,720); and HOME administration ($186,479). Combined (HOME, CDBG, ESG) general management and administrative activities include oversight of consolidated programs ($1,864,798).

DISPLACEMENT. Planned activities will be designed to minimize the displacement of persons. The provision of relocation benefits to displaced persons and replacement of low-and moderate- income housing units that are demolished or converted to another use as a result of CDBG funded activities will be consistent with the County's Anti-Displacement and Relocation Assistance Plan and provisions of the Uniform Relocation Assistance and Real Property Acquisition Act of 1970, as amended.

CITIZEN PARTICIPATION AND COMMENTS. The County of Riverside initiated the 2017-2018 CPD Funding cycle in July, 2016, with the publishing of the Notification of Funding Availability (NOFA) for the CDBG Program and ESG program. The County initiated the Citizen Participation Process in June, 2016, with the notification of residents, Cooperating Cities, non-profit organizations, service providers, public agencies, and other stakeholders, of the 2017-2018 CPD Funding cycle. The Citizen Participation Process consisted of public meetings in unincorporated communities to receive input from residents and others to identify and assess economic, community, housing, and social development needs in the communities.

PARTICIPATING COMMUNITIES. The 2017-2018 One Year Action Plan of the 2014-2019 Consolidated Plan includes the unincorporated areas of the County and the following Cooperating Cities: Banning, Beaumont, Blythe, Coachella, Canyon Lake, Desert Hot Springs, Eastvale, Indian Wells, Jurupa Valley, Lake Elsinore, La Quinta, Murrieta, Norco, San Jacinto, and Wildomar.

IMPLEMENTATION. The goals for the 2017-2018 One Year Action Plan of the Consolidated Plan include: creating affordable housing for those of very low, low, and moderate-income; providing home ownership opportunities for first-time buyers; improving conditions of substandard housing and rental housing; addressing farm worker housing needs; ensuring the availability of emergency shelters to address the needs of the homeless; creating housing opportunities for the elderly, especially the frail elderly; creating supportive housing or shelter for persons afflicted with HIV/AIDS; creating rental assistance through subsidy programs; providing short-term shelter for the mentally ill homeless; creating a suitable living environment by improving public facilities and services; and providing economic development opportunities for low- and moderate- income families.

If you have any questions or require additional information about the County's CPD programs, the Citizen Participation process, public hearings, or other information, please contact EDA at (951) 955-8916, (800) 984-1000, or edearen@rivco.org.

John Thurman,
EDA Development Manager - CDBG/ ESG Program

2/10

NOTICE OF REQUEST FOR PUBLIC COMMNET

The County of Riverside is requesting comment from citizens, public agen cies, service providers, and other interested parties rega rding the final draft of the 2017-2018 One-Year Action Plan of the County's 2014-2019 Five-Year Consolidated Plan for HUD Community Planning and Development Funding. The objectives contained in the One Year Action Plan are to develop viable co mmunities through public/priv ate partnerships by providing decen t affordable housing, a suitable living enviro nment, and expanded econom ic development opportunities principally for persons of low- and moderate-income.

The 2017-2018 One-Year Action P lan covers the entire Urban County program area including the unincorporated areas of Riverside County as well as the following cooperating cities: Banning, Beaumont, Blythe, Canyon Lake, Coachella , Desert Hot Springs, Eastvale, Indian Wells, Jurupa Valley, La Quinta, Murrieta, Norco, San Jacinto, and Wildomar. The Joint Metro City of Lake Elsinore is also included within the County's CDBG program.

As noted above, the purpose of the public comment period is to allow citizens, public agencies, service providers, and other in terested parties to expr ess their comments or views on the community development needs of persons a nd communities with the County's Urban County program area as well as the final draft 2017-2018 On e-Year Action Plan. It is anticipated that the Board of Supervisors will adopt the One-Year Action Plan at the r egular meeting of July 11, 2017. The Action Plan will then be forwarde d to the U.S. Depart ment of Housing and Urban Development for final review and approval.

Written comments may be submitted to the f ollowing address no later than 4:00 PM on July 10, 2017: Riverside County Economic Developm ent Agency-Community Development Block Grant Program, 5555 Arlington Ave., Riverside, CA 92504

Comments may also be sent via email to edearen@rivco.org, or via FAX at 951-343-5609.

The draft of the Final 2017-2018 One Yea r Action Plan of the 2014-2019 Five-Year Consolidated Plan beginning June 23, 2017, at the following locations:

Riverside County Economic Development Agency – Housing Authority
5555 Arlington Ave.
Riverside, CA 92504

Riverside County Economic Development Agency
3403 10th Street Suite 400, Riverside, CA 92501
(951) 955-8916

Riverside County Economic Development Agency-Indio
44-199 Monroe Street Suite B, Indio, CA 92201
(760) 863-2650

City of Blythe – City Hall
235 N. Broadway
Blythe, CA 92225

The draft Final 2017-2018 One Year Action Plan can also be viewed online at www.rivcoeda.org.

Should you have any questions or need additional information, please contact Elizabeth Dearen at (951) 343-5618 or via email at edearen@rivco.org.

John Thurman, EDA Development Manager-CDBG/ESG Programs

THE PRESS-ENTERPRISE

1825 Chicago Ave, Suite 100
Riverside, CA 92507
951-684-1200
951-368-9018 FAX

PROOF OF PUBLICATION
(2010, 2015.5 C.C.P)

Publication(s): The Press-Enterprise

PROOF OF PUBLICATION OF

Ad Desc.: /

I am a citizen of the United States. I am over the age of eighteen years and not a party to or interested in the above entitled matter. I am an authorized representative of THE PRESS-ENTERPRISE, a newspaper in general circulation, printed and published daily in the County of Riverside, and which newspaper has been adjudicated a newspaper of general circulation by the Superior Court of the County of Riverside, State of California, under date of April 25, 1952, Case Number 54446, under date of March 29, 1957, Case Number 65673, under date of August 25, 1995, Case Number 267864, and under date of September 16, 2013, Case Number RIC 1309013; that the notice, of which the annexed is a printed copy, has been published in said newspaper in accordance with the instructions of the person(s) requesting publication, and not in any supplement thereof on the following dates, to wit:

06/23/2017

I certify (or declare) under penalty of perjury that the foregoing is true and correct.

Date: June 23, 2017
At: Riverside, California

Legal Advertising Representative, The Press-Enterprise

WDC/EDA CO OF RIVERSIDE
PO BOX 1180
RIVERSIDE, CA 92502

Ad Number: 0010968230-01

P.O. Number:

Ad Copy:

NOTICE OF REQUEST FOR PUBLIC COMMNET

The County of Riverside is requesting comment from citizens, public agencies, service providers, and other interested parties regarding the final draft of the 2017-2018 One-Year Action Plan of the County's 2014-2019 Five-Year Consolidated Plan for HUD Community Planning and Development Funding. The objectives contained in the One Year Action Plan are to develop viable communities through public/private partnerships by providing decent affordable housing, a suitable living environment, and expanded economic development opportunities principally for persons of low- and moderate-income.

The 2017-2018 One-Year Action Plan covers the entire Urban County program area including the unincorporated areas of Riverside County as well as the following cooperating cities: Banning, Beaumont, Blythe, Canyon Lake, Coachella, Desert Hot Springs, Eastvale, Indian Wells, Jurupa Valley, La Quinta, Murrieta, Norco, San Jacinto, and Wildomar. The Joint Metro City of Lake Elsinore is also included within the County's CDBG program.

As noted above, the purpose of the public comment period is to allow citizens, public agencies, service providers, and other interested parties to express their comments or views on the community development needs of persons and communities with the County's Urban County program area as well as the final draft 2017-2018 One-Year Action Plan. It is anticipated that the Board of Supervisors will adopt the One-Year Action Plan at the regular meeting of July 11, 2017. The Action Plan will then be forwarded to the U.S. Department of Housing and Urban Development for final review and approval.

Written comments may be submitted to the following address no later than 4:00 PM on July 10, 2017: Riverside County Economic Development Agency-Community Development Block Grant Program, 5555 Arlington Ave., Riverside, CA 92504

Comments may also be sent via email to edearen@rivco.org, or via FAX at 951-343-5609.

The draft of the Final 2017-2018 One Year Action Plan of the 2014-2019 Five-Year Consolidated Plan beginning June 23, 2017, at the following locations:

Riverside County Economic Development Agency – Housing Authority
5555 Arlington Ave.
Riverside, CA 92504

Riverside County Economic Development Agency
3403 10th Street Suite 400, Riverside, CA 92501
(951) 955-8916

Riverside County Economic Development Agency-Indio
44-199 Monroe Street Suite B, Indio, CA 92201
(760) 863-2650

City of Blythe – City Hall
235 N. Broadway
Blythe, CA 92225

The draft Final 2017-2018 One Year Action Plan can also be viewed online at www.rivcoeda.org.

Should you have any questions or need additional information, please contact Elizabeth Dearen at (951) 343-5618 or via email at edearen@rivco.org.

John Thurman, EDA Development Manager-CDBG/ESG Programs
6/23

APPENDIX D

Citizen Participation and Comments

RIVERSIDE COUNTY

NOTICE OF FUNDING AVAILABILITY

2017-2018 COMMUNITY DEVELOPMENT BLOCK GRANT PROGRAM – DISTRICT ALLOCATION

I. Program Description:

The County of Riverside has opened the Online Application System for the FY 2017-2018 Community Development Block Grant (CDBG) cycle. CDBG is a flexible program that provides communities with resources to address a wide range of unique community development needs. Beginning in 1974, the CDBG program is one of the longest continuously run programs at HUD. The CDBG entitlement program allocates annual grants to larger cities and urban counties to develop viable communities by providing decent housing, a suitable living environment, and opportunities to expand economic opportunities, principally for low- and moderate-income persons.

The CDBG program is a federally-funded program administered through the U.S. Department of Housing and Urban Development (HUD). As an Urban County in the Entitlement CDBG program, the County receives and annual formula allocation of CDBG funds from HUD. HUD determines the amount of each grant by using a formula comprised of several measures of community need, including the extent of poverty, population, housing overcrowding, age of housing, and population growth lag in relationship to other metropolitan areas.

The program works to ensure decent affordable housing, to provide services to the most vulnerable in our communities, and to create jobs through the expansion and retention of businesses. CDBG is an important tool for helping local governments tackle serious challenges facing their communities. The CDBG program has made a difference in the lives of millions of people and their communities across the Nation.

CDBG was authorized under the Housing and Community Development Act of 1974, as amended, and is listed under the Catalog of Federal Domestic Assistance (CFDA) as 14.218. Applicable CDBG regulations can be found at 24 CFR Part 570 and 24 CFR Part 91.

CDBG funding has been used by the County and subrecipients for a wide variety of community, economic, and social development activities. Activities include public facilities such as fire stations, parks, community centers, senior centers, homeless shelters, health clinics, water and sewer improvements, and street and sidewalk improvements. CDBG also provides public service activities such as child care, health care, after school, programs, senior programs, food and clothing distribution, job training, recreation, and many more.

All activities funded with the County's CDBG funds must:

1. serve persons or communities within the County's Urban County area;
2. be an eligible activity under CDBG regulations (24 CFR Part 570.201); and
3. meet a National Objective of the CDBG program (24 CFR Part 570.208).

Most activities meet a National Objective by benefitting low-income persons or low-income communities.

The County's *Urban County CDBG Program* includes all of the unincorporated areas of Riverside County as well as the "cooperating" cities of: Banning, Beaumont, Blythe, Canyon Lake, Coachella, Desert Hot Springs, Eastvale, Indian Wells, Jurupa Valley, La Quinta, Murrieta, San Jacinto, and Wildomar. The City of Lake Elsinore participates in the County's Urban County program as a "Metro City." **Please Note: the cooperating cities receive their own CDBG allocation from the County's Urban County CDBG program. Any organization seeking funding from a cooperating city's CDBG allocation must contact that city for application procedures and additional information. Applications for 2017-2018 CDBG funds from the cooperating cities <u>cannot be submitted</u> through the County's Online Application System.**

II. CDBG Award Information:

Subject to Federal appropriations, the County anticipates receiving approximately $7,200,000 in CDBG funds for the FY 2017-2018 program, including the cooperating cities' allocations. The amount of CDBG funding to be allocated to the Supervisorial District allocations is expected to be **$2,437,000.** The actual amount of the County' allocation is determined by final funding appropriations from Congress and HUD's CDBG allocation formula.

Depending upon the type of activity to be funded, a successful subrecipient will have one (1) year to complete, expend, and drawdown their CDBG award for a public service activity, or two (2) years for a public facility or other CDBG activities.

Typical individual awards for CDBG-funded activities range from $10,000 for public service activities to $100,000 or more for public facilities, acquisition, or other eligible activities. For the 2016-2017 program year, the County received more than **73** eligible applications and made $**4,087,263 in** grant awards.

All CDBG awards made by the County will be in the form of a grant, excluding projects funded under economic development. Subrecipients will be required to execute an approved subrecipient agreement with the County. Non-profit organizations, non-County governmental entities, and Tribal organizations will be required to execute a "Sponsor's Agreement" with the County. A copy of template of the Sponsor's Agreement is available upon request to EDA. **Please Note: all grant funding awarded by the County from the 2017-2018 CDBG application cycle will be available to successful subrecipients no earlier than July 2017.**

Organizations that have previously applied for County CDBG funding are eligible to apply, and there is no limit on the number of applications an organization can submit.

Eligibility Information:

Eligible Applicants:

The County of Riverside will only accept CDBG applications from the following organizations or entities:

1. Non-Profit organizations subject to 26 U.S.C. 501 (c)(3) of the tax code;
2. County of Riverside Agencies and Departments; and
3. Governmental agencies including Cities, Special Districts, and Tribes.

Individuals cannot apply for County CDBG funding.

Non-profit organizations will be required to submit documentation as part of the CDBG application pertaining to their incorporation, bylaws, and tax exempt status.

Cost Sharing and Leveraging:

Applications for funding under the County's CDBG allocation, excluding the funding from the cooperating cities, must successfully demonstrate a matching contribution of at least 5% of the CDBG request. This matching contribution, referred to as "leveraging", can include other Federal, State, local, or private funding; donations; "in-kind" contributions; and volunteer hours. Leveraging used to match previous CDBG grants cannot be used.

Applicants are encouraged to utilize the greatest amount of levering possible to improve the competitiveness of their proposal.

Real Property Acquisition – Displacement of Tenants:

In order to comply with the requirements of the Uniform Relocation Assistance and Real Property Acquisition Policies Act of 1970, applicants considering the submittal of a CDBG application for real property acquisition and/or the displacement of tenants <u>must</u> contact EDA prior to the submittal of any application.

Minimum Funding Level:

In order to ensure the effective, efficient, and appropriate allocation and use of the County's CDBG funding, the County may reject any proposed CDBG activity in an amount less than $10,000. Exceptions to this policy include traditionally "county-wide" activities which are funded from:

1. both a County Supervisor's allocation and a cooperating city;
2. two or more cooperating cities; or
3. two or more County Supervisor allocations.

Compliance with Laws and Regulations:

The successful applicants will be required to comply with all applicable federal, state, and local laws, regulations, and ordinances. Pursuant to an executed subrecipient agreement, the applicant will certifies that it will adhere to and comply with the following as they may be applicable to a subrecipient of funds granted pursuant to the Housing and Community Development Act of 1974, as amended:

1. The Housing and Community Development Act of 1974, as amended, and the regulations issued thereto;

2. Executive Order 11246, as amended by Executive Orders 11375 and 12086, and implementing regulations at 41 CFR Chapter 60;

3. Executive Order 11063, as amended by Executive Order 12259, and implementing regulations at 24 CFR Part 107;

4. Section 504 of the Rehabilitation Act of 1973 (PL 93-112), as amended, and implementing regulations;

5. The Age Discrimination Act of 1975 (PL 94-135), as amended, and implementing regulations;

6. The relocation requirements of Title II and the acquisition requirements of Title III of the Uniform Relocation Assistance and Real Property Acquisition Policies Act of 1970, and the implementing regulations at 24 CFR Part 42;

7. The labor standard requirements as set forth in 24 CFR Part 570, Subpart K and HUD regulations issued to implement such requirements;

8. Executive Order 11988 relating to the evaluation of flood hazards and Executive Order 11288 relating to the prevention, control and abatement of water pollution;

9. The flood insurance purchase requirements of Section 102(a) of the Flood Disaster Protection Act of 1973 (PL 93-234);

10. The regulations, policies, guidelines and requirements of 2 CFR Part 200 - the Uniform Administrative Requirements, Cost Principals, and Audit Requirements of Federal Awards;

11. Title VI of the Civil Rights Act of 1964 (PL 88-352) and implementing regulations issued at 24 CFR Part 1;

12. Title VIII of the Civil Rights Act of 1968 (PL 90-284) as amended; and

13. The lead-based paint requirements of 24 CFR Part 35 issued pursuant to the Lead-based Paint Poisoning Prevention Act (42 USC 4801, et seq.);

III. Application and Submission Information

Application Cycle for the 2017-2018 Program Year

The County will begin accepting application for the 2017-2018 CDBG cycle starting **August 1, 2016. ALL APPLCATIONS must be submitted through the ONLINE APPLICATION SYSTEM. All CDBG applications must be submitted through the Online Application System no later than 5:00 PM PST on October 28, 2016.**

Applicants must visit EDA's website at www.rivcoeda.org to begin the application process. The website offers a brief tutorial to assist applicants in the use of the online application system including setting-up an Online User Profile which is required to use the system.

The County will only accept CDBG applications from 501 (c)(3) non-profit corporation, as well as governmental and Tribal entities.

Applicants wishing to submit a CDBG application for one of the County's Urban County Cooperating Cities CDBG allocation will also use this online application system.

Questions and Technical Assistance

For information or questions regarding the County's CDBG program or the CDBG application cycle, please contact Elizabeth Dearen at edearen@rivcoeda.org or 951-955-8916. For questions or assistance with the online application system, please contact Susana Orozco at sorozco@rivcoeda.org or 951-955-8916.

Individuals with hearing or speech disabilities may contact the CDBG program staff by utilizing the California Relay Service (711).

Paper Application Submittals

Because the County does provide technical assistance to organizations wishing to submit CDBG applications through the Online Application System, it is unlikely that prospective applicants will not be able to effectively use the system. However, the County will consider requests to receive and submit paper copies of the 2017-2018 CDBG application for those applicants that can document the need for a paper application.

Requests for paper applications can be submitted to:

Elizabeth Dearen, Program Manager
3403 Tenth Street, Suite 400
Riverside, CA 92501
(951) 955-8916
(951) 955-9505 FAX
edearen@rivcoeda.org

Online Application System:

Applicants for the County's 2017-2018 CDBG application must use the Online Application System which can be accessed at www.rivcoeda.org. All forms necessary to submit an application are available on line with the exception of the documents required to be uploaded by the applicant (e.g., bylaws, authorizations, back up information, etc.).

The CDBG application consists of eight (8) primary sections:

1. Applicant Profile
2. General Information
3. Uploading Organizational Documents
4. Project Narrative
5. National Objective Compliance
6. Financial Information (Budget)
7. Leveraging – Matching Funds
8. Application Certification and Authorization

Applicants are limited to the space available for each required response in the application. Applicants can upload additional supporting documentation, including third party verifications, if desired.

Please Note: because the application is submitted online, the applicant must certify that he or she has been authorized to submit the application on behalf of the organization applying for CDBG funds. This electronic certification MUST be accompanied by a minute order, resolution, or other official authorization to submit the application.

Additional Information:

Successful applicants may be required to submit additional documentation to the County, prior to the receipt of their CDBG grant award. This documentation may include evidence or documentation related to:

Liability Insurance
Workmen's Compensation Insurance
Flood Insurance
Other documentation for NEPA and CEQA environmental reviews
501 (c)(3) Status
Incorporation Documents

Dun and Bradstreet Data Universal Number System (DUNS) and System for Award Management (SAM)

Pursuant to Federal regulations, all applicants for CDBG funds must comply with the following requirements **prior to submitting** their CDBG application to the County for the 2017-2018 program year:

1. Be registered in the System for Award Management (SAM) system;
2. Provide a valid DUNS number in the application; and
3. Must maintain an active SAM registration, with current information, at all times during the performance period of the CDBG grant.

The County and the Cooperating Cities will not make any CDBG grant awards to any organization or government entity that fails to comply with the SAM and DUNS requirements.

System for Award Management (SAM):

The System for Award Management (SAM) is combining federal procurement systems and the Catalog of Federal Domestic Assistance into one new system. This consolidation is being done in phases. The first phase of SAM includes the functionality from the following systems:

1. Central Contractor Registry (CCR)
2. Federal Agency Registry
3. Excluded Parties List (EPLS)
4. Online Representations and Certifications Application

How does SAM benefit organizations? The overarching benefits of SAM include streamlined and integrated processes, elimination of data redundancies, and reduced costs while providing improved capability.

https://www.sam.gov/portal/SAM/#1

Data Universal Number System (DUNS):

The Federal government requires all applicants for Federal grants have a DUNS number. The Federal government uses the DUNS number to better identify related organizations that are receiving funding under Federal grants and to provide consistent name and address data for electronic grant application systems.

If you do not already have a DUNS number, contact Dun and Bradstreet toll free at 1-866-705-5711.

Application Submission Date and Time

The County of Riverside utilizes an Online Application System for the 2017-2018 CDBG grant applications. All applications must be submitted through the online system unless an applicant has been previously authorized by the County to submit a paper application.

ALL online applications MUST be completely submitted through the Online Application System no later than 5:00 PM (PST) on Friday, October 28, 2016.

All pre-authorized paper applications must be delivered to the County by either method listed below:

1. **Postmarked no later than Friday, October 28, 2016, and addressed to:**
   Riverside County EDA
   ATTN: CDBG Program
   3403 10th Street, Suite 400
   Riverside, CA 92501
2. **Delivered to the County, no later than DATE 5:00 PM (PST) at the following address:**

   Riverside County EDA
   ATTN: CDBG Program
   3403 10th Street, Suite 400
   Riverside, CA 92501

CDBG applications for the 2017-2018 program year that are received after the deadline date and time, whether submitted through the Online Applications System or delivered to the County, <u>will not be accepted</u>.

Applicants submitting their applications through the Online Application System will receive an electronic receipt at the time of submission. Applicant submitting a paper application in person or through a third-party courier can request a receipt at the time of delivery.

Intergovernmental Review

Applications submitted under the County's Urban County CDBG program are not subject to intergovernmental review pursuant to Executive Order 12372.

Other Submission Requirements

Applicants can request CDBG funding from the County for any eligible CDBG activity listed under 24 CFR Sections 570.201-570.204, including real property acquisition, construction, and other activities.

APPLICATION REVIEW INFORMATION

The County of Riverside uses a Priority Evaluation and Project Rating System for all CDBG proposals. As part of the review and evaluation process, EDA staff will review and evaluate all proposals utilizing the following checklist:

I. ACTIVITY EVALUATION:

Does the activity address an established need?

Is the proposed activity eligible (24 CFR 570.201) under the CDBG program?

Does the proposed activity meet one of the three broad National Objectives:

Principally benefit low and moderate-income persons;

Prevents or eliminates slum and blight; or

Addresses an urgent need or problem in the community.

Has the applicant provided sufficient explanation concerning their ability to adequately and accurately document the benefit to low and moderate income persons?

Can the project be implemented and completed within a reasonable amount of time (Public Service activities 1 year / all other activities 2 years maximum)?

Has the applicant identified all the major tasks or components that will be required in carrying out the activity? Are there any potential issues or concerns?

Has the applicant provided a reasonable estimate of the resources necessary for each component of the project, and has it developed a realistic budget that reflects these resources? Are other sources of funds (leveraging) committed to this project?

Is the proposed budget for the CDBG-funded activity separate from other activities undertaken by the applicant?

II. APPLICANT (ORGANIZATIONAL) EVALUATION

Has the applicant ever undertaken the proposed activity before? What were the results?

Does the applicant have experience with CDBG or other Federal programs? Has the applicant conducted a Single Audit (formerly OMB Circular A-133) within the last two years?

Do the applicant and prospective staff understand the additional requirements associated with Federal funding?

Does the applicant have qualified staff for all the necessary functions associated with the proposed activity? Is there adequate staff time available?

Does the applicant possess adequate administrative structures, management systems, and policies & procedures?

Does the applicant possess adequate financial stability? Will the applicant be overly dependent upon CDBG funding?

III. ELIGIBLE ACTIVITIES

Applicants should refer to HUD regulations found at 24 CFR Sections 570.201-204 regarding eligible uses of CDBG funding.

IV. MINIMUM ACTIVITY FUNDING LEVEL

In an effort to ensure effective, efficient, and appropriate allocation and use of CBDG funds, the County may reject any proposed CDBG activity in an amount less than $10,000. Exceptions to this policy include: traditionally county-wide activities (city/county, multiple city, etc.) or a project or activity serving a very remote location. These exceptions must be pre-approved by EDA prior to the application submittal.

V. LEVERAGE/MATCHING FUNDS

Verification of at least five percent (5%) matching funds must be provided prior to the date of the grant awarded to the grantee. Funds used to match a previous CDBG grant may not be used to match a subsequent grant award. Applications with zero leverage will be disqualified. Leverage may include, but is not limited to, the following: Federal, State, and local government funding; private donations; and in-kind contributions (e.g., volunteer hours at $5.00 hour, etc.).

IV. APPLICATION RATING

Each complete CDBG application is rated by CDBG program staff to determine if the proposal meets the minimum score rating. The County uses a 200 point rating system with four (4) rating criteria with a minimum rating score of at least 100 points. The rating criteria are:

- Quality of Program Design/ four sub-criteria (40 points)
- Quality of Proposal Elements/ four sub-criteria (60 points)
- Capacity and Experience/four sub-criteria (40 points)
- Proposed Funding Request/five sub-criteria (60 points)

There are three (3) threshold sub-criteria that all applications must receive at least five (5) points each, or the proposal will not be funded:

- Does the proposed program/project comply with the overall regulations, goals and objective of the CDBG program? Application describes how the identified need relates to the objectives of the CDBG program?
- Does the proposed activity address a priority community development need as identified in the Five Year Consolidated Plan?
- Does the organization have the demonstrated capacity to successfully implement and complete the proposed activity in a timely manner?

APPLICATION REVIEW AND SELECTION PROCESS

For the County's allocation, each CDBG application is received, reviewed, evaluated, and rated. CDBG program staff and EDA management then meet with the individual District Supervisors for their CDBG funding decisions. EDA staff will provide background information on each proposals, answer questions, and provide funding recommendations if requested.

ANTICIPATED ANNOUNCEMENT, AWARD DATE, AND NOTICE

The Board of Supervisors for the County of Riverside will make all final CDBG funding decisions for the County's 2017-2018 CDBG allocation. This is anticipated to occur in early May 2017 during a regular meeting of the Board of Supervisors when the Board approves the 2017-2018 One Year Action Plan.

After the approval date, applicants will be notified by mail of the Boards funding decisions. The One Year Action Plan is then submitted to the U.S. Department of Housing and Urban Development (HUD) for review and approval.

Those applicants that have been approved for CDBG funding will be notified by mail. The letter will clearly indicate the amount of their award, and that this is not a notification to proceed or to incur costs. The letter will inform the successful applicants that a subrecipient agreement will be prepared and forwarded to them in the near future with further instructions.

ADMINISTRATIVE AND NATIONAL POLICY REQUIREMENTS

All CDBG awards made by the County and the cooperating cities will be in the form of a grant, excluding projects funded under economic development. Subrecipients will be required to execute an approved subrecipient agreement with the County. Non-profit organizations, non-County governmental entities, and Tribal organizations will be required to execute a "Sponsor's Agreement" with the County. A copy of template of the Sponsor's Agreement is available upon request to EDA. The Cooperating Cities must execute a Supplemental Agreement with the County each year. Subrecipients of the Cooperating Cities' CDBG funding will enter into an approved subrecipient agreement with the awarding city.

POST AWARD REPORTING REQUIREMENTS

To ensure compliance with the CDBG program National Objective requirements, all subrecipients of CDBG funds will be required to comply with the applicable CDBG reporting requirements. The type, amount, frequency, format (paper or electronic), and detail of the reporting requirements depends upon the specific use of the CDBG funds and corresponding National Objective. All specific reporting requirements will be stated in the subrecipient agreement.

POINTS OF CONTACT

For information about the CDBG program or the 2017-2018 application cycle, please contact the following:

Elizabeth Dearen, CDBG Program Manager
3403 Tenth Street, Suite 400
Riverside, CA 92501
(951) 955-8916
(951) 955-9505 FAX
edearen@rivcoeda.org

Melissa Valdivia, CDBG Program Manager
3403 Tenth Street, Suite 400
Riverside, CA 92501
mmvaldivia@rivcoeda.org

John Thurman, EDA Development Manager – CDBG/ESG Programs
Riverside County Economic Development Agency

COUNTY OF RIVERSIDE

NOTICE OF FUNDING AVAILABILITY

2017-2018 URBAN COUNTY COMMUNITY DEVELOPMENT BLOCK GRANT PROGRAM

FOR COOPERATING CITIES

I. Program Description:

The County of Riverside has opened the CDBG application period for the FY 2017-2018 Community Development Block Grant (CDBG) cycle for Cooperating Cities within the County's Urban County CDBG program.

CDBG is a flexible program that provides communities with resources to address a wide range of unique community development needs. Beginning in 1974, the CDBG program is one of the longest continuously run programs at HUD. The CDBG entitlement program allocates annual grants to larger cities and urban counties to develop viable communities by providing decent housing, a suitable living environment, and opportunities to expand economic opportunities, principally for low- and moderate-income persons.

The CDBG program is a federally-funded program administered through the U.S. Department of Housing and Urban Development (HUD). As an Urban County in the Entitlement CDBG program, the County receives and annual formula allocation of CDBG funds from HUD. HUD determines the amount of each grant by using a formula comprised of several measures of community need, including the extent of poverty, population, housing overcrowding, age of housing, and population growth lag in relationship to other metropolitan areas.

The program works to ensure decent affordable housing, to provide services to the most vulnerable in our communities, and to create jobs through the expansion and retention of businesses. CDBG is an important tool for helping local governments tackle serious challenges facing their communities. The CDBG program has made a difference in the lives of millions of people and their communities across the Nation.

CDBG was authorized under the Housing and Community Development Act of 1974, as amended, and is listed under the Catalog of Federal Domestic Assistance (CFDA) as 14.218. Applicable CDBG regulations can be found at 24 CFR Part 570 and 24 CFR Part 91.

CDBG funding has been used by the County, its cooperating cities, and other subrecipients for a wide variety of community, economic, and social development activities. Activities include public facilities such as fire stations, parks, community centers, senior centers, homeless shelters, health clinics, water and sewer improvements, and street and sidewalk improvements. CDBG also provides public service activities such as child care, health care, after school, programs, senior programs, food and clothing distribution, job training, recreation, and many more.

All activities funded with the County's CDBG funds must:

1. serve persons or communities within the County's Urban County area;
2. be an eligible activity under CDBG regulations (24 CFR Part 570.201); and
3. meet a National Objective of the CDBG program (24 CFR Part 570.208).

Most activities meet a National Objective by benefitting low-income persons or low-income communities.

The County's *Urban County CDBG Program* includes all of the unincorporated areas of Riverside County as well as the "cooperating" cities of: Banning, Beaumont, Blythe, Canyon Lake, Coachella, Desert Hot Springs, Eastvale, Indian Wells, Jurupa Valley, La Quinta, Murrieta, San Jacinto, and Wildomar. The city of Lake Elsinore participates in the County's Urban County program as a "Metro City," and for purpose of this NOFA, Lake Elsinore is a Cooperating City.

CDBG Award Information:

Subject to Federal appropriations, the County anticipates receiving approximately $7,200,000 in CDBG funds for the FY 2017-2018 program. The actual amount of the County' allocation is determined by final funding appropriations from Congress and HUD's CDBG allocation formula. Funds from this 2017-2018 CDBG application cycle will be available to the cooperating cities or their subrecipients no earlier than July 2017.

Depending upon the type of activity to be funded, the cooperating cities and their subrecipients will have one (1) year to complete, expend, and drawdown their CDBG award for a public service activity, or two (2) years for a public facility or other CDBG activities.

Typical individual awards for CDBG-funded activities range from $10,000 for public service activities to $100,000 or more for public facilities, acquisition, or other eligible activities.

All CDBG awards made by the County to the cooperating cities will be in the form of a grant. The cooperating cities must execute a Supplemental Agreement with the County each CDBG program year. Non-city subrecipients (non-profits, special districts, etc.) receiving CDBG funds from a cooperating city will be required to enter into a County-approved subrecipient agreement with the awarding city.

II. Eligibility Information:

Eligible Applicants:

The County of Riverside will only accept CDBG applications from the cooperating cities listed above. The cooperating cities may award their CDBG funds to the following entities and organizations:

1. City Departments or Agencies;
2. Non-Profit organizations subject to 26 U.S.C. 501 (c)(3) of the tax code; and
3. Governmental agencies including the County, other Cities, Special Districts, and Tribes.

Individuals cannot apply for County CDBG funding.

Non-profit organizations will be required to submit documentation as part of their cooperating city CDBG application including incorporation, bylaws, board of directors, and tax exempt status.

Cost Sharing and Leveraging:

The cooperating cities and their subrecipient applicants are encouraged to utilize the greatest amount of levering as possible to improve the competitiveness of their proposal.

Real Property Acquisition – Displacement of Tenants:

In order to comply with the requirements of the Uniform Relocation Assistance and Real Property Acquisition Policies Act of 1970, cooperating cities that are considering the submittal of a CDBG application for real property acquisition and/or the displacement of tenants must contact EDA prior to the submittal of any application.

Minimum Funding Level:

In order to ensure the effective, efficient, and appropriate allocation and use of the County's CDBG funding, the County may reject any proposed cooperating city CDBG activity in an amount less than $10,000. Exceptions to this policy include traditionally "county-wide" activities which are funded from:

1. both a County Supervisor's allocation and a cooperating city; or
2. two or more cooperating cities.

Compliance with Laws and Regulations:

The cooperating cities and their successful subrecipients will be required to comply with all applicable federal, state, and local laws, regulations, and ordinances. Pursuant to an executed Supplemental Agreement and Subrecipient Agreements, the cooperating cities must certify that it will adhere to and comply with the following as they may be applicable to funds granted pursuant to the Housing and Community Development Act of 1974, as amended:

1. The Housing and Community Development Act of 1974, as amended, and the regulations issued thereto;

2. Executive Order 11246, as amended by Executive Orders 11375 and 12086, and implementing regulations at 41 CFR Chapter 60;

3. Executive Order 11063, as amended by Executive Order 12259, and implementing regulations at 24 CFR Part 107;

4. Section 504 of the Rehabilitation Act of 1973 (PL 93-112), as amended, and implementing regulations;

5. The Age Discrimination Act of 1975 (PL 94-135), as amended, and implementing regulations;

6. The relocation requirements of Title II and the acquisition requirements of Title III of the Uniform Relocation Assistance and Real Property Acquisition Policies Act of 1970, and the implementing regulations at 24 CFR Part 42;

7. The labor standard requirements as set forth in 24 CFR Part 570, Subpart K and HUD regulations issued to implement such requirements;

8. Executive Order 11988 relating to the evaluation of flood hazards and Executive Order 11288 relating to the prevention, control and abatement of water pollution;

9. The flood insurance purchase requirements of Section 102(a) of the Flood Disaster Protection Act of 1973 (PL 93-234);

10. The regulations, policies, guidelines and requirements of 2 CFR Part 200 - the Uniform Administrative Requirements, Cost Principals, and Audit Requirements of Federal Awards;

11. Title VI of the Civil Rights Act of 1964 (PL 88-352) and implementing regulations issued at 24 CFR Part 1;

12. Title VIII of the Civil Rights Act of 1968 (PL 90-284) as amended; and

13. The lead-based paint requirements of 24 CFR Part 35 issued pursuant to the Lead-based Paint Poisoning Prevention Act (42 USC 4801, et seq.);

III. Application and Submission Information

Application Cycle for the 2017-2018 Program Year

The County will begin accepting application from the cooperating cities for the 2017-2018 CDBG cycle starting August 1, 2016**.** A copy of the County-approved CDBG application is attached to this NOFA. An electronic WORD-version of the CDBG application is available upon request.

ALL APPLCATIONS from the cooperating cities must be submitted using the County approved hard-copy, paper application. The County is not using the Online Application System for the cooperating city CDBG program. <u>All CDBG applications from the cooperating cities must be submitted to EDA no later than 5:00 PM PST on Friday, October 28, 2016.</u> You must submit two (2) copies of each application, one original and one copy.

Questions, Technical Assistance, and Applications

For information or questions regarding the County's CDBG program or the CDBG application cycle, please contact Elizabeth Dearen at edearen@rivcoeda.org or 951-955-8916. Individuals with hearing or speech disabilities may contact the CDBG program staff by utilizing the California Relay Service (711).

The Cooperating City CDBG application consists of nine (9) primary sections:

General Information
Organizational History and Documents
Project Narrative
Project Narrative
Project Benefit
National Objective Compliance
Financial Information (Budget)
Management Capacity
Application Certification and Authorization

The cooperating cities and subrecipients are limited to the space available for each required response in the application. Cooperating cities and subrecipients may attach additional supporting documentation, including third party verifications, and other information if desired.

Please Note: The cooperating city applications must be accompanied by a minute order, resolution, or other official authorization to submit the application.

Additional Information:

The cooperating cities and/or their subrecipients may be required to submit additional documentation to the County, prior to the receipt of their CDBG grant award. This documentation may include evidence or documentation related to:

Liability Insurance
Workmen's Compensation Insurance
Flood Insurance
Other documentation for NEPA and CEQA environmental reviews
501 (c)(3) Status
Incorporation Documents

Dun and Bradstreet Data Universal Number System (DUNS) and System for Award Management (SAM)

Pursuant to Federal regulations, all cooperating cities and their subrecipients submitting applications for CDBG funds must comply with the following requirements **prior to submitting** their CDBG application to the County for the 2017-2018 program year:

1. Be registered in the System for Award Management (SAM) system;
2. Provide a valid DUNS number in the application; and
3. Must maintain an active SAM registration, with current information, at all times during the performance period of the CDBG grant.

The County and the Cooperating Cities will not make any CDBG grant awards to any organization or government entity that fails to comply with the SAM and DUNS requirements.

System for Award Management (SAM):

The System for Award Management (SAM) is combining federal procurement systems and the Catalog of Federal Domestic Assistance into one new system. This consolidation is being done in phases. The first phase of SAM includes the functionality from the following systems:

1. Central Contractor Registry (CCR)
2. Federal Agency Registry
3. Excluded Parties List (EPLS)
4. Online Representations and Certifications Application

How does SAM benefit organizations? The overarching benefits of SAM include streamlined and integrated processes, elimination of data redundancies, and reduced costs while providing improved capability.

https://www.sam.gov/portal/SAM/#1

Data Universal Number System (DUNS):

The Federal government requires all applicants for Federal grants have a DUNS number. The Federal government uses the DUNS number to better identify related organizations that are receiving funding under Federal grants and to provide consistent name and address data for electronic grant application systems.

If you do not already have a DUNS number, contact Dun and Bradstreet toll free at 1-866-705-5711.

Application Submission Date and Time

You must submit two (2) copies of each application, one original and one copy.

Cooperating cities may choose one of two methods to submit their 2017-2018 CDBG applications to the Economic Development Agency:

1. **US Postal Service - Postmarked no later than Friday, October 28, 2016. Application packages must be addressed as follows:**

   Riverside County EDA
   ATTN: CDBG Program
   3403 10th Street, Suite 400
   Riverside, CA 92501

2. **Delivered to the EDA later than 5:00 PM (PST) on <u>Friday, October 28, 2016</u>, at the following address:**

   Riverside County EDA
   ATTN: CDBG Program
   3403 10th Street, Suite 400
   Riverside, CA 92501

CDBG applications for the 2017-2018 program year that are received after the deadline date and time <u>will not be accepted</u>.

Cooperating Cities submitting their applications in person or through a third-party courier can request a receipt at the time of delivery.

Intergovernmental Review

Applications submitted under the County's Urban County CDBG program are not subject to intergovernmental review pursuant to Executive Order 12372.

Other Submission Requirements

Applicants can request CDBG funding from the County and the Cooperating Cities for any eligible CDBG activity listed under 24 CFR Part 570.201-570.204 including real property acquisition, code enforcement, construction, and other activities.

APPLICATION REVIEW INFORMATION

The County of Riverside uses a Priority Evaluation and Project Rating System for all CDBG proposals. As part of the review and evaluation process, EDA staff will review and evaluate all proposals utilizing the following checklist:

I. ACTIVITY EVALUATION:

Does the activity address an established need?

Is the proposed activity eligible (24 CFR 570.201) under the CDBG program?

Does the proposed activity meet one of the three broad National Objectives:

Principally benefit low and moderate-income persons;

Prevents or eliminates slum and blight; or

Addresses an urgent need or problem in the community.

Has the applicant provided sufficient explanation concerning their ability to adequately and accurately document the benefit to low and moderate income persons?

Can the project be implemented and completed within a reasonable amount of time (Public Service activities 1 year / all other activities 2 years maximum)?

Has the applicant identified all the major tasks or components that will be required in carrying out the activity? Are there any potential issues or concerns?

Has the applicant provided a reasonable estimate of the resources necessary for each component of the project, and has it developed a realistic budget that reflects these resources? Are other sources of funds (leveraging) committed to this project?

Is the proposed budget for the CDBG-funded activity separate from other activities undertaken by the applicant?

II. APPLICANT (ORGANIZATIONAL) EVALUATION

Has the applicant ever undertaken the proposed activity before? What were the results?

Does the applicant have experience with CDBG or other Federal programs? Has the applicant conducted a Single Audit (formerly OMB Circular A-133) within the last two years?

Do the applicant and prospective staff understand the additional requirements associated with Federal funding?

Does the applicant have qualified staff for all the necessary functions associated with the proposed activity? Is there adequate staff time available?

Does the applicant possess adequate administrative structures, management systems, and policies & procedures?

Does the applicant possess adequate financial stability? Will the applicant be overly dependent upon CDBG funding?

III. ELIGIBLE ACTIVITIES

The cooperating cities and their prospective subrecipients should refer to HUD regulations found at 24 CFR Sections 570.201-204 regarding eligible uses of CDBG funding.

IV. MINIMUM ACTIVITY FUNDING LEVEL

In an effort to ensure effective, efficient, and appropriate allocation and use of CBDG funds, the County may reject any proposed CDBG activity in an amount less than $10,000. Exceptions to this policy include: traditionally county-wide activities (city/county, multiple city, etc.) or a project or activity serving a very remote location. These exceptions must be pre-approved by EDA prior to the application submittal.

V. APPLICATION RATING

Each complete CDBG application is rated by CDBG program staff to determine if the proposal meets the minimum score rating. The County uses a 200 point rating system with four (4) rating criteria with a minimum rating score of at least 100 points. The rating criteria are:

- Quality of Program Design/ four sub-criteria (40 points)
- Quality of Proposal Elements/ four sub-criteria (60 points)
- Capacity and Experience/four sub-criteria (40 points)
- Proposed Funding Request/five sub-criteria (60 points)

There are three (3) threshold sub-criteria that all applications must receive at least five (5) points each, or the proposal will not be funded:

- Does the proposed program/project comply with the overall regulations, goals and objective of the CDBG program? Application describes how the identified need relates to the objectives of the CDBG program?
- Does the proposed activity address a priority community development need as identified in the Five Year Consolidated Plan?
- Does the organization have the demonstrated capacity to successfully implement and complete the proposed activity in a timely manner?

APPLICATION REVIEW AND SELECTION PROCESS

The Cooperating Cities establish their own application process and make their own CDBG funding decisions – all cooperating city applications are subject to EDA review and Board of Supervisor approval.

ANTICIPATED ANNOUNCEMENT, AWARD DATE, AND NOTICE

The Board of Supervisors for the County of Riverside will make all final CDBG funding decisions for the County's 2016-2017 CDBG allocation. This is anticipated to occur in early May 2017 during a regular meeting of the Board of Supervisors when the Board approves the 2017-2018 One Year Action Plan.

After the approval date, the cooperating cities will be notified by mail of the Boards funding decisions. The One Year Action Plan is then submitted to the U.S. Department of Housing and Urban Development (HUD) for review and approval. The letter will clearly indicate the amount of their award, and that this is not a notification to proceed or to incur costs. The letter will inform the cooperating city that a supplemental agreement will be prepared and forwarded in the near future with further instructions.

POST AWARD REPORTING REQUIREMENTS

To ensure compliance with the CDBG program National Objective requirements, all cooperating cities and their subrecipients will be required to comply with the applicable CDBG reporting requirements. The type, amount, frequency, format (paper or electronic), and detail of the reporting requirements depends upon the specific use of the CDBG funds and corresponding National Objective. All specific reporting requirements will be stated in the supplemental agreement.

POINTS OF CONTACT

For information about the CDBG program or the 2017-2018 application cycle, please contact the following:

Elizabeth Dearen, CDBG Program Manager
3403 Tenth Street, Suite 400
Riverside, CA 92501
(951) 955-8916
(951) 955-9505 FAX
edearen@rivcoeda.org

Melissa Valdivia, CDBG Program Manager
3403 Tenth Street, Suite 400
Riverside, CA 92501
mmvaldivia@rivcoeda.org

John Thurman, EDA Development Manager – CDBG/ESG Programs
Riverside County Economic Development Agency

COUNTY OF RIVERSIDE
EDA
ECONOMIC DEVELOPMENT AGENCY

October 20, 2016

Dear ____:

Attached please find a copy of the Notice of Funding Availability (NOFA) for the County of Riverside's 2017-2018 Urban County CDBG program for Cooperating Cities. The County is opening the 2017-2018 CDBG application cycle starting **August 1, 2016.**

Applications will be accepted from cooperating cities for both internal, city-administered projects, as well as applications from the cities' subrecipients including non-profits organizations, special districts, or other entities. **All applications are due no later than December 28, 2016.**

A copy of the approved 2017-2018 CDBG application form has been attached to this NOFA. The County will only accept hard-copy, paper applications from the cooperating cities for the 2017-2018 cycle. A fillable pdf version of the CDBG application is available upon request. An original and one copy of each proposal must be submitted to the County together with a resolution or minute order from your Council approving the projects and authorizing the submittal of the applications.

Your city's 2017-2018 CDBG allocation is estimated to be **$$$$;** this allocation is based upon updated information from HUD and is subject to change.

Each cooperating city is responsible for planning, designing, and carrying out their own CDBG application process that best meets the needs of their city. The cities can decide to fund only internal city-administered projects, only external subrecipient projects, or a combination of the two. The city council for each city will make the final funding decisions.

The County has established several minimum thresholds concerning the cooperating cities' CDBG application process:

1. The process must be open and fair;
2. The city must publically notice (newspaper and city website) the opening of the city's CDBG application cycle;
3. The notice should reference the County's Notice of Funding Availability (NOFA) for the County of Riverside's 2017-2018 Urban County CDBG program for Cooperating Cities;
4. The notice should be published in both English and Spanish if a significant portion of the city's residents speak Spanish;
5. The notice will provide direction as to where application can be obtained, when the applications are due, and other application submittal instructions;

6. The notice will identify any funding priorities established by the city (e.g., senior programs, youth, code enforcement, etc.);
7. The city must allow at least 30 days for the application process;
8. The public notice must provide information on the application review and approval process (e.g., staff review/council approval; staff review/committee review/ council approval, etc.);
9. The public notice must identify a contact person for questions and assistance; and
10. The notice must contain the date, time, and location where the city council will make the final CDBG funding determinations.

For additional information regarding the 2017-2018 CDBG application cycle, please contact the CDBG Program Manager assigned to your city or:

Elizabeth Dearen, CDBG Program Manager
3403 Tenth Street, Suite 400
Riverside, CA 92501
(951) 955-8916
(951) 955-9505 FAX
edearen@rivcoeda.org

We look forward to receiving your city's applications for the 2017-2017 Cooperating Cities CDBG program, and we thank you for your city's participation in the County's CDBG program.

Sincerely,

Name
CDBG Program Manager

NOTICE OF FUNDING AVAILABILITY

2017-2018 EMERGENCY SOLUTIONS GRANT PROGRAM

A. Program Description:

The County of Riverside has opened the Online Application System for the FY 2017-2018 Emergency Solutions Grants (ESG) cycle. The Homeless Emergency Assistance and Rapid Transition to Housing Act of 2009 (HEARTH Act) amended the McKinney-Vento Homeless Assistance Act, revising the Emergency Shelter Grants Program in significant ways and renaming it the Emergency Solutions Grants (ESG) program. This interim rule, published in the Federal Register on December 5, 2011, revises the regulations for the Emergency Shelter Grants program by establishing the regulations for the Emergency Solutions Grants program, which replaces the Emergency Shelter Grants program. The change in the program's name, from Emergency Shelter Grants to Emergency Solutions Grants, reflects the change in the program's focus from addressing the needs of homeless people in emergency or transitional shelters to assisting people to quickly regain stability in permanent housing after experiencing a housing crisis and/or homelessness.

The Homeless Emergency Assistance and Rapid Transition to Housing Act of 2009 (HEARTH Act), enacted into law on May 20, 2009, consolidates three of the separate homeless assistance programs administered by HUD under the McKinney-Vento Homeless Assistance Act into a single grant program, and revises the Emergency Shelter Grants program and renames it as the Emergency Solutions Grants (ESG) program. The HEARTH Act also codifies into law the Continuum of Care planning process, a longstanding part of HUD's application process to assist homeless persons by providing greater coordination in responding to their needs.

The nature of the program provides grants by formula to States, metropolitan cities, urban counties and U.S. territories for eligible activities, generally including essential services related to emergency shelter, rehabilitation and conversion of buildings to be used as emergency shelters, operation of emergency shelters, and homelessness prevention services. Emergency Solutions Grant (ESG) funds can be used to provide a wide range of services and supports under the five program **components**: Street Outreach, Emergency Shelter, Rapid Re-housing, Homelessness Prevention, and HMIS.

All activities funded with the County's ESG funds must provide funding to:

1. Engage homeless individuals and families living on the street;
2. Improve the number and quality of emergency shelters for homeless individuals and families;
3. Help operate these shelters;
4. Provide essential services to shelter residents;
5. Rapidly re-house homeless individuals and families utilizing housing first approach; and
6. Prevent families and individuals from becoming homeless

HUD allocates the fiscal year appropriation for ESG to eligible recipients in accordance with the percentage of ESG funding each jurisdiction was allocated for the previous fiscal year. However, where the ESG allocation for a metropolitan city or urban county would be less than .5 percent of the total

fiscal year appropriation for ESG, HUD adds that jurisdiction's allocation to the allocation for the State in which the jurisdiction is located.

Subtitle B of Title IV of the McKinney-Vento Homeless Assistance Act (42 U.S.C. 11371-11378). Regulations are at 24 CFR part 576. Agreement is Emergency Solutions Grant (ESG) funds (CFDA 14.231).

Note: The Act to Prevent Mortgage Foreclosures and Enhance Mortgage Credit Availability Act was signed into law on May 20, 2009 (Public Law 111-22). Division B of this new law is the Homeless Emergency Assistance and Rapid Transition to Housing Act of 2009 (HEARTH Act). The HEARTH Act amends Subtitle B of Title IV of the McKinney-Vento Homeless Assistance Act (42 U.S.C. 11371-11378) to rename the program the Emergency Solutions Grants program, expand the range of eligible activities under the program, and add or change certain program requirements. HUD is now in the process of revising the regulations at 24 CFR part 576 to implement these changes and make other refinements to the program and definitions.

As an Urban County in the Entitlement ESG program, the County receives an annual formula allocation of ESG funds from HUD. HUD determines the amount of each grant by using a formula comprised of several measures of community need, including the extent of poverty, population, housing overcrowding, age of housing, and population growth lag in relationship to other metropolitan areas.

The County's *Urban County ESG Program* includes all of the unincorporated areas of Riverside County as well as the "cooperating" cities of: Banning, Beaumont, Blythe, Canyon Lake, Coachella, Desert Hot Springs, Eastvale, Indian Wells, Jurupa Valley, La Quinta, Murrieta, San Jacinto, and Wildomar.

B. ESG Award Information:

Subject to Federal appropriations, the County anticipates receiving approximately $600,000 in ESG funds for the FY 2017-2018 program. The actual amount of the County' allocation is determined by final funding appropriations from Congress and HUD's ESG allocation formula. Funds from this 2016-2017 ESG application cycle will be available to successful sub recipients no earlier than July 2017.

Depending upon the type of activity to be funded, a successful sub recipient will have one (1) year to complete, expend, and drawdown their ESG award.

Typical individual awards for ESG-funded activities range from $10,000 to $60,000 or more for emergency shelter, outreach services, rapid re-housing, and homelessness prevention eligible activities. For the 2016-2017 program years, the County received more than 14 eligible applications and made 12 grant awards.

All ESG awards made by the County will be in the form of a grant. Subrecipients will be required to execute an approved subrecipient agreement with the County; non-profit organizations, non-County governmental entities, and Tribal organizations will be required to execute an "ESG Agreement" with the County. A copy of template of the ESG Agreement is available upon request to EDA.

Please Note: organizations that have previously applied for County ESG funding are eligible to apply, and there is no limit on the number of applications an organization can submit.

C. Eligibility Information:

1. Eligible Applicants:

The County of Riverside will only accept ESG applications from the following organizations or entities:

1. Non-Profit organizations subject to 26 U.S.C. 501 (c)(3) of the tax code;
2. County of Riverside Agencies and Departments; and
3. Governmental agencies including Cities, Special Districts, and Tribes.

Individuals cannot apply for County ESG funding.

Non-profit organizations will be required to submit documentation as part of the ESG application pertaining to their incorporation, bylaws, and tax exempt status.

2. Cost Sharing and Leveraging:

Applications for funding under the County's ESG allocation successfully demonstrate a matching contribution as provided under paragraph (a)(2)and (a)(3) of the ESG federal Regulations 24CFR 576, the recipient must make matching contributions to supplement the recipient's ESG program in an amount that equals the amount of ESG funds provided by HUD. Matching contributions, referred to as "leveraging", may be obtained from any eligible source, including any Federal source other than the ESG program, as well as state, local, and private sources. Additional requirements apply to matching contributions from a Federal source of funds. Matching contributions must be provided after the date that HUD signs the grant agreement. Applicants are encouraged to utilize the greatest amount of levering as possible to improve the competitiveness of their proposal.

3. Real Property Acquisition – Displacement of Tenants:

Real Property Acquisition of an emergency shelter or drop-in-center is not eligible under ESG. In addition, ESG funds are ineligible activities including;

- Costs involved with preparation of work specifications or building inspection.
- Costs of renovating, rehabilitating, or converting buildings owned by religious organizations unless special conditions are met as outlined in the Code of Federal Regulations found at 24 CFR Part 576.21. Paraphrased, these regulations require that the building (or portion thereof) that is to be improved be leased to an existing or newly established wholly secular entity (which may be an entity established by the church). Further, the regulations require that the leased premises will be used exclusively for secular purposes available to all persons regardless of religion.
- Rehabilitation, conversion, or renovation of a property within a 100-year flood plain, as designated by the Federal Emergency management Agency.

- A project which is inconsistent with environmental standards as established by HUD.
- Emergency Solutions Grant amounts may not be used for activities other than those authorized under Section 576.21 (a) (2-4).

4. Minimum Funding Level:

In order to ensure the effective, efficient, and appropriate allocation and use of the County's ESG funding, the County may reject any proposed ESG activity in an amount less than $10,000.

5. Compliance with Laws and Regulations:

The successful SUBRECIPIENT shall comply with all applicable federal, state, and local laws, regulations, and ordinances pertinent to its operations and services to be performed hereunder, and shall keep in effect any and all licenses, permits, notices and certificates as are required thereby. SUBRECIPIENT shall further comply with all laws applicable to wages and hours of employment, occupational safety and to fire safety**,** health and sanitation**.** By executing this Agreement, the SUBRECIPIENT hereby certifies that it shall adhere to and comply with the following as they may be applicable to a sub recipient of funds granted pursuant to the Housing and Community Development Act of 1974, as amended:

a. The Homeless Emergency Assistance and Rapid Transition to Housing Act of 2009 (HEARTH Act), Public Law 111-22, Title IV of the McKinney-Vento Homeless Assistance Act (42 U.S.C. 11371 et seq.), and the Housing and Community Development Act of 1974, as amended, and the regulations issued thereto;

b. Uniform Administration Requirements, Cost Principals, and Audit Requirements for Federal Awards 2 CFR 200;

c. Executive Order 11246, as amended by Executive Orders 11375 and 12086, and implementing regulations at 41 CFR Chapter 60;

d. Executive Order 11063, as amended by Executive Order 12259, and implementing regulations at 24 CFR Part 107;

e. Section 504 of the Rehabilitation Act of 1973 (PL 93-112), as amended, and implementing regulations;

f. The Age Discrimination Act of 1975 (PL 94-135), as amended, and implementing regulations;

g. The relocation requirements of Title II and the acquisition requirements of Title III of the Uniform Relocation Assistance and Real Property Acquisition Policies Act of 1970, and the implementing regulations at 24 CFR Part 42;

h. The labor standard requirements as set forth in 24 CFR Part 570, Subpart K and HUD regulations issued to implement such requirements;

i. Title VI and Title VII of the Civil Rights Act of 1964 (42 U.S.C. 200d et seq.), as amended to the Equal Opportunity Act of March 24, 1972 (Public Law 92-261);

j. Title VIII of the Civil Rights Act of 1968 (42 U.S.C. 3601-3619) and implementing regulations issued pursuant thereto (24 CFR Part 1);

k. Section 3 of the Housing and Urban Development Act of 1968 (12 U.S.C. 1701u);

l. Executive Orders 11625, 12432 and 12138. Consistent with HUD's responsibilities under these Orders, the SUBRECIPIENT must make efforts to encourage the use of minority and women's business enterprises in connection with ESG activities;

m. SUBRECIPIENT shall establish and maintain a procedure through which homeless individuals will be informed that use of the facilities and services is available to all on a nondiscriminatory basis.

n. SUBRECIPIENT agrees to abide by and include in any subcontracts to perform work under this Agreement, the following clause:

"During the performance of this Agreement SUBRECIPIENT and its subcontractors shall not unlawfully discriminate against any employee or applicant for employment because of race, religion, color, national origin, ancestry, physical handicap, medical condition, marital status, age (over 40) or sex. SUBRECIPIENT and subcontractors shall insure that the evaluation and treatment of their employees and applicants for employment are free of such discrimination. SUBRECIPIENT and subcontractors shall comply with the provisions of the Fair Employment and Housing Act (Government Code, Section 12900 et seq.). The applicable regulations of the Fair Employment and Housing Commission implementing Government Code, Section 12990, set forth in Chapter 5 of Division 4 of Title 2 of the California Administrative Code are incorporated into this Agreement by reference and made a part hereof as if set forth in full. SUBRECIPIENT and its subcontractors shall give written notice of their obligations under this clause to labor organizations with which they have a collective bargaining or other agreement."

o. During the term of this Agreement, SUBRECIPIENT and its subcontractors, if any, shall not deny the benefits rendered hereunder to any person on the basis of religion, color, ethnic group identification, sex, age, or physical or mental disability.

D. Application and Submission Information

Application Cycle for the 2017-2018 Program Year

The County will begin accepting applications for the 2017-2018 ESG cycle starting August 1, 2016**. ALL APPLICATIONS must be submitted through the ONLINE APPLICATION SYSTEM no later than 5:00 PM (PST) on October 28, 2016.**

Applicants must visit EDA's website at www.rivcoeda.org to begin the application process. The website offers a brief tutorial to assist applicants in the use of the online application system including setting-up an Online User Profile which is required to use the system.

The County will only accept ESG applications from 501 (c) (3) non-profit corporation, as well as governmental and Tribal entities.

1. **Questions and Technical Assistance**

For information or questions regarding the County's ESG program or the ESG application cycle, please contact Elizabeth Dearen at edearen@rivcoeda.org or 951-955-8916. For questions or assistance with the online application system, please contact Susana Orozco at sorozco@rivcoeda.org or 951-955-8916.

Individuals with hearing or speech disabilities may contact the CDBG program staff by utilizing the California Relay Service (711).

2. **Paper Application Submittals**

Because the County does provide technical assistance to organizations wishing to submit ESG applications through the Online Application System, it is unlikely that prospective applicants will not be able to effectively use the system. However, the County will consider requests to receive and submit paper copies of the 2017-2018 ESG application for those applicants that can document the need for a paper application.

Requests for paper applications can be submitted to:

Elizabeth Dearen, Program Manager
3403 Tenth Street, Suite 400
Riverside, CA 92501
(951) 955-8916
(951) 955-9505 FAX
edearen@rivcoeda.org

Online Application System:

Applicants for the County's 2017-2018 ESG application must use the Online Application System which can be accessed at www.rivcoeda.org. All forms necessary to submit an application are available on line with the exception of the documents required to be uploaded by the applicant (e.g., bylaws, authorizations, back up information, etc.).

The ESG application consists of eleven (11) primary sections:

Applicant Profile	General Information
Organizational History	Project Activity
Residential Service Section	Financial Information (Budget)

Leveraging – Matching Funds	Fiscal Year Projected Budget
Proposal Narrative	Application Certification and Authorization
Attachments (upload)	

Applicants are limited to the space available for each required response in the application. Applicants can upload additional supporting documentation, including third party verifications, if desired.

Please Note: because the application is submitted online, the applicant must certify that he or she has been authorized to submit the application on behalf of the organization applying for ESG funds. This electronic certification MUST be accompanied by a minute order, resolution, or other official authorization to submit the application.

Additional Information:

Successful applicants may be required to submit additional documentation to the County, prior to the receipt of their ESG grant award. This documentation may include evidence or documentation related to:

•Liability Insurance
•Workmen's Compensation Insurance
•Legible copy of current IRS letter indicating 501(c) (3) status
•Current Board roster, names, addresses, telephone numbers, and professions or organizations represented
•Organizational chart listing all staff names, positions, and job descriptions
•Include your agency shelter policy statement, sign-in sheet, and intake form
•Copies of Agreements, letters and/or MOUs for all off-site essential services provided
•Documentation of commitment for ESGP matching funds (e.g. award/commitment letters, etc.)
•Organization's most recent fiscal report
•Most current annual audit and most recent Single Audit in accordance with 2 CFR Part 200.500 (formerly A-133), if applicable, including any exceptions
•Incorporation Documents

3. Dun and Bradstreet Data Universal Number System (DUNS) and System for Award Management (SAM)

Pursuant to Federal regulations, all applicants for ESG funds must comply with the following requirements **prior to submitting** their ESG application to the County for the 2017-2018 program years:

1. Be registered in the System for Award Management (SAM) system;
2. Provide a valid DUNS number in the application; and
3. Must maintain an active SAM registration, with current information, at all times during the performance period of the ESG grant.

The County will not make any ESG grant awards to any organization or government entity that fails to comply with the SAM and DUNS requirements.

System for Award Management (SAM):

The System for Award Management (SAM) is combining federal procurement systems and the Catalog of Federal Domestic Assistance into one new system. This consolidation is being done in phases. The first phase of SAM includes the functionality from the following systems:

1. Central Contractor Registry (CCR)
2. Federal Agency Registry
3. Excluded Parties List (EPLS)
4. Online Representations and Certifications Application

How does SAM benefit organizations? The overarching benefits of SAM include streamlined and integrated processes, elimination of data redundancies, and reduced costs while providing improved capability.

https://www.sam.gov/portal/SAM/#1

Data Universal Number System (DUNS):

The Federal government requires all applicants for Federal grants have a DUNS number. The Federal government uses the DUNS number to better identify related organizations that are receiving funding under Federal grants and to provide consistent name and address data for electronic grant application systems.

If you do not already have a DUNS number, contact Dun and Bradstreet toll free at 1-866-705-5711.

4. Application Submission Date and Time

The County of Riverside utilizes an Online Application System for the 2017-2018 ESG grant applications. All applications must be submitted through the online system unless an applicant has been previously authorized by the County to submit a paper application.

ALL online applications MUST be completely submitted through the Online Application System no later than 5:00 PM (PST) on Friday, October 28, 2016.

All pre-authorized paper applications must be delivered to the County by either method listed below:

I. **Postmarked no later than Friday , October 28, 2016, and addressed to:**
   Riverside County EDA
   ATTN: ESG Program
   3403 10th Street, Suite 400
   Riverside, CA 92501

II. Delivered to the County, no later than 5:00 PM (PST) at the following address:

Riverside County EDA
ATTN: ESG Program
3403 10th Street, Suite 400
Riverside, CA 92501

ESG applications for the 2017-2018 program years that are received after the deadline date and time, whether submitted through the Online Applications System or delivered to the County, <u>will not be accepted</u>.

Applicants submitting their applications through the Online Application System will receive an electronic receipt at the time of submission. Applicant submitting a paper application in person or through a third-party courier can request a receipt at the time of delivery.

5. Intergovernmental Review

Applications submitted under the County's Urban County ESG program are not subject to intergovernmental review pursuant to Executive Order 12372.

6. Funding Restrictions

Federal awards will not allow reimbursement of pre-Federal award cost.

7. Other Submission Requirements

Not applicable

E. APPLICATION REVIEW INFORMATION

The County of Riverside uses a Priority Evaluation and Project Rating System for all ESG proposals. As part of the review and evaluation process, EDA staff will review and evaluate all proposals utilizing the following checklist:

I. ACTIVITY EVALUATION:

Does the activity address an established need?

Is the proposed activity eligible (24 CFR 576.101-104) under the ESG program?

Does the proposed activity meet one or more of the six (6) activities?

- Engage homeless individuals and families living on the street;
- Improve the number and quality of emergency shelters for homeless individuals and families;
- Help operate these shelters;
- Provide essential services to shelter residents;
- Rapidly re-house homeless individuals and families; and
- Prevent families and individuals from becoming homeless

Has the applicant provided sufficient explanation concerning their ability to adequately and accurately document the benefit to low and moderate income persons?

Can the project be implemented and completed within a reasonable amount of time (County policy is (1) one year)?

Has the applicant identified all the major tasks or components that will be required in carrying out the activity? Are there any potential issues or concerns?

Has the applicant provided a reasonable estimate of the resources necessary for each component of the project, and has it developed a realistic budget that reflects these resources? Are other sources of funds (leveraging) committed to this project?

Is the proposed budget for the ESG-funded activity separate from other activities undertaken by the applicant?

II. APPLICANT (ORGANIZATIONAL) EVALUATION

Has the applicant ever undertaken the proposed activity before? What were the results?

Does the applicant have experience with ESG or other Federal programs? Has the applicant conducted a Single Audit (formerly OMB Circular A-133) within the last two years?

Do the applicant and prospective staff understand the additional requirements associated with Federal funding?

Does the applicant have qualified staff for all the necessary functions associated with the proposed activity? Is there adequate staff time available?

Does the applicant possess adequate administrative structures, management systems, and policies & procedures?

Does the applicant possess adequate financial stability? Will the applicant be overly dependent upon ESG funding?

III. ELIGIBLE ACTIVITIES

Applicants should refer to HUD regulations found at 24 CFR Part 576.101-104 regarding eligible uses of ESG funding. Participation use is required in HMIS database or a comparable database if the sub-recipient is a victim services or a legal services provider. Comparable database must be able to collect client-level data over time and generate unduplicated aggregate reports based on the data. In addition, record sharing is required.

IV. MINIMUM ACTIVITY FUNDING LEVEL

In an effort to ensure effective, efficient, and appropriate allocation and use of ESG funds, the County may reject any proposed ESG activity in an amount less than $10,000.

V. LEVERAGE/MATCHING FUNDS

Recipient must make matching contributions to supplement the recipient's ESG program in an amount that equals the amount of ESG funds provided by HUD.

Matching contributions may be obtained from any eligible source, including any Federal source other than the ESG program, as well as state, local, and private sources. Additional requirements apply to matching contributions from a Federal source of funds.

Matching contributions must be provided after the date that HUD signs the grant agreement. Eligible applicants are units of general local government and private non-profit organizations. Because of the limited amount of public funds available, applicants are required to have proof of matching funds. Applicants are also encouraged to create linkages with other organizations that will insure comprehensive supportive services for the homeless who are sheltered and/or receiving services.

VI. APPLICATION RATING

Each complete ESG application is rated by ESG program staff to determine if the proposal meets the minimum score rating. The County uses a 200 point rating system with four (4) rating criteria with a minimum rating score of at least 100 points. The rating criteria are:

- Quality of Program Design/ four sub-criteria (40 points)

- Service Priority of Needs / four sub-criteria (60 points)
- HMIS /Comparable database Reporting/four sub-criteria (40 points)
- Participation and Leveraging /five sub-criteria (60 points)

There are three (3) threshold sub-criteria that all applications must receive at least five (5) points each, or the proposal will not be funded:

- Does the proposed program/project comply with the overall regulations, goals and objective of CoC and ESG? Is Project in Alignment with CoC Priorities?
- Applicant complies with HMIS policy and procedures?
- Match Requirement (Dollar-for-Dollar) Will the proposed activity leverage meet project budget?

In addition, the Continuum of Care provides recommendations through a priority evaluation ranking document identifying priorities of need in the county based on the Housing Inventory Count (HIC) and Point-in-Time Count.

VII. APPLICATION REVIEW AND SELECTION PROCESS

For the County's allocation, each ESG application is received, reviewed, evaluated, and rated. ESG program staff and EDA management then meet with the individual District Supervisors for their ESG funding decisions. EDA staff will provide background information on each proposals, answer questions, and provide funding recommendations if requested.

F. ANTICIPATED ANNOUNCEMENT, AWARD DATE, AND NOTICE

1. FEDERAL AWARD NOTICE

The Board of Supervisors for the County of Riverside will approve all final ESG funding decisions for the County's 2017-2018 ESG allocation. This is anticipated to occur in early May 2017 during a regular meeting of the Board of Supervisors when the Board approves the 2017-2018 One Year Action Plan.

After the approval date, applicants will be notified by mail of the Boards funding decisions. The One Year Action Plan is then submitted to the U.S. Department of Housing and Urban Development (HUD) for review and approval.

Those applicants that have been approved for ESG funding will be notified by mail. The letter will clearly indicate the amount of their award, and that this is not a notification to proceed or to incur costs. The letter will inform the successful applicants that a sub recipient agreement will be prepared and forwarded to them in the near future with further instructions.

2. ADMINISTRATIVE AND NATIONAL POLICY REQUIREMENTS

All ESG awards made by the County and the cooperating cities will be in the form of a grant, excluding projects funded under economic development. Sub recipients will be required to execute an approved sub recipient agreement with the County. Non-profit organizations, non-County governmental entities, and Tribal organizations will be required to execute an "ESG Agreement" with the County. A copy of the template of the ESG Agreement is available upon request to EDA.

POST AWARD REPORTING REQUIREMENTS

To ensure compliance with the ESG program requirements, all sub recipients of ESG funds will be required to comply with the applicable ESG reporting requirements. The type, amount, frequency, format (paper or electronic), and detail of the reporting requirements depends upon the specific use of the ESG funds and HMIS requirements. All specific reporting requirements will be stated in the sub recipient agreement.

G. POINTS OF CONTACT

For information about the ESG program or the 2017-2018 application cycle, please contact the following:

Sterlon Sims, CDBG/ESG Program Manager
3403 Tenth Street, Suite 400
Riverside, CA 92501
(951) 955-3141
(951) 955-9505 FAX
ssims@rivcoeda.org

Elizabeth Dearen, CDBG Program Manager
3403 Tenth Street, Suite 400
Riverside, CA 92501
(951) 955-8916
(951) 955-9505 FAX
edearen@rivcoeda.org

LIST OF COMMUNITY PARTICIPATION (CP) MEETINGS

2017-2018

District	Meeting(s) Location	Date/Time	Summary	Attendance
1	Mead Valley MAC Meeting Mead Valley Community Center 21091 Rider Street Mead Valley, CA 92570	Wednesday July 6, 2016 6:00 PM	Community notified of 2017-2018 application dates and process. Discussion regarding previously funded CDBG activities in the first district. Residents expressed a need for higher paying jobs and more affordable housing. Community advised of dates for written comments and encouraged to comment on projects. Community advised of survey feedback for developing a hierarchy of needs for future funding in the community.	35
1	Good Hope Moses Schaffer Community Center 21585 Steele Peak Rd. Perris, CA 92570	Thursday September 1, 2016 6:00 PM	Community notified of 2017-2018 application dates and process. Discussion regarding previously funded CDBG activities in the first district. Residents expressed a need for Senior Food Program, Vet programs, Road Improvements, Fire Hydrants, and a Library. Community advised of dates for written comments and encouraged to comment on projects Community advised of survey feedback for developing a hierarchy of needs for future funding in the community.	25

5	Cabazon Community Center MAC Meeting 50390 Carmen Avenue Cabazon, CA 92230	Thursday August 4, 2016 6:00 PM	Community notified of 2017-2018 application dates and process. Discussion regarding previously funded CDBG activities in the fifth district. Residents expressed a need for continuation of community clean-up and home improvement programs. Community advised of dates for written comments and encouraged to comment on projects Community advised of survey feedback for developing a hierarchy of needs for future funding in the community.	26
4	Thermal – Oasis Community Council Meeting Jerry Rummond's Senior Center 87-225 Church Street Thermal, CA 92274	Wednesday September 26, 2016 6:00 PM	Community notified of 2017-2018 application dates and process. Discussion regarding previously funded CDBG activities in the fifth district. Residents expressed a need for a library, youth and senior facilities/programs, park improvements, pedestrian safety crossings/streetlights/bus shade structures on County owned roads. Community advised of dates for written comments and encouraged to comment on projects Community advised of survey feedback for developing a hierarchy of needs for future funding in the community.	20

4	Mecca-North Community Council Meeting Boys & Girls Club-Coachella Valley 91-391 Avenue 66 Mecca, CA 92254	Wednesday November 9, 2016 6:00 PM	Community notified of 2017-2018 application dates and process. Discussion regarding previously funded CDBG activities in the fifth district. No feedback was received from the Community. Community advised of dates for written comments and encouraged to comment on projects Community advised of survey feedback for developing a hierarchy of needs for future funding in the community.	20
4	Ripley Community Council Meeting Community Center 24501 School Road Ripley, CA 92225 Mesa Verde Community Council Meeting Roy Wilson Community Center 13341 Mesa Verde Drive Mesa Verde, CA 92225		The quorum requirement was not met therefore, these meetings were canceled with the potential of being rescheduled to a future date.	0

County of Riverside Community Participation Meetings (24 CFR Part 91.105 and 91.220)

The County of Riverside is initiating the funding cycles for the 2017-2018 *Community Development Block Grant* (CDBG), *Emergency Solutions Grant* (ESG), and the *Home Investment Partnership Program* (HOME). A requirement of these federally-funded programs is the participation by residents, service providers, and other concerned individuals and organizations to identify community, housing, and social needs in low and moderate-income communities. To encourage participation, the County will be conducting several Community Participation Meetings in selected unincorporated areas of the County.

Mead Valley MAC Meeting	July 6, 2016	6:00 PM	Mead Valley Community Center 21091 Rider Street Mead Valley, CA 92570
Cabazon	August 4, 2016	6:00 PM	Cabazon Community Center 50390 Carmen Ave. Cabazon, CA 92230
Good Hope	September 1, 2016	6:00 PM	Moses Schaffer Community Center 21585 Steele Peak Rd. Perris, CA 92570
Ripley Community Council Meeting	September 14, 2016	5:30 PM	Ripley Community Center 24501 School Road Ripley, CA
Mesa Verde Community Council	September 14, 2016	7:00 PM	Roy Wilson Community and Child Care Center 13341 Mesa Verde Mesa Verde, CA 92225
Thermal – Oasis Community Council Meeting	September 26, 2016	6:00 PM	Jerry Rummond's Senior Center 87-225 Church Street Thermal, CA 92274
Mecca - North Shore Community Council	November 9, 2016,	6:00 PM	Boys & Girls Club of the Coachella Valley 91-391 Avenue 66 Mecca, CA 92254

**** ALL MEETING DATES, TIMES, AND LOCATIONS ARE SUBJECT TO CHANGE OR CANCELATION ****

(Please check EDA's website: www.rivcoeda.org for additional meetings or updates)

Please contact the Economic Development Agency at (951) 955-8916 or EDearen@rivcoeda.org if you have questions or would like to submit comments concerning the use of CDBG, ESG, HOME, or other HUD-funded programs. You can also find additional information on EDA's website: www.rivcoeda.org. Individuals with hearing or speech disabilities may obtain information pertaining to the Community Participation Meeting by utilizing the California Relay Service (711).

THE PRESS-ENTERPRISE

1825 Chicago Ave, Suite 100
Riverside, CA 92507
951-684-1200
951-368-9018 FAX

PROOF OF PUBLICATION
(2010, 2015.5 C.C.P)

Publication(s): The Press-Enterprise

PROOF OF PUBLICATION OF

Ad Desc.:

I am a citizen of the United States. I am over the age of eighteen years and not a party to or interested in the above entitled matter. I am an authorized representative of THE PRESS-ENTERPRISE, a newspaper in general circulation, printed and published daily in the County of Riverside, and which newspaper has been adjudicated a newspaper of general circulation by the Superior Court of the County of Riverside, State of California, under date of April 25, 1952, Case Number 54446, under date of March 29, 1957, Case Number 65673, under date of August 25, 1995, Case Number 267864, and under date of September 16, 2013, Case Number RIC 1309013; that the notice, of which the annexed is a printed copy, has been published in said newspaper in accordance with the instructions of the person(s) requesting publication, and not in any supplement thereof on the following dates, to wit:

06/06/2016

I certify (or declare) under penalty of perjury that the foregoing is true and correct.

Date: Jun 06, 2016

At: Riverside, California

Legal Advertising Representative, The Press-Enterprise

WDC/EDA CO OF RIVERSIDE
PO BOX 1180
RIVERSIDE, CA 92502

Ad Number: 0010170326-01

P.O. Number:

Ad Copy:

County of Riverside Community Participation Meetings (24 CFR Part 91.105 and 91.220)

The County of Riverside is initiating the funding cycles for the 2017-2018 Community Development Block Grant (CDBG) Emergency Solutions Grant (ESG), and the Home Investment Partnership Program (HOME). A requirement of these federally-funded programs is the participation by residents, service providers, and other concerned individuals and or ganizations to identify community, housing, and social needs in low and moderate-income communities. To encourag participation, the County will be conducting several Community Participation Meetings in selected unincorporate areas of the County.

Mead Valley MAC Meeting	July 6, 2016	6:00 PM	Mead Valley Community Center 21091 Rider Street Mead Valley, CA 92570
Cabazon	August 4, 2016	6:00 PM	Cabazon Community Center 50390 Carmen Ave. Cabazon, CA 92230
Good Hope	September 1, 2016	6:00 PM	Moses Schaffer Community Center 21585 Steele Peak Rd. Perris, CA 92570
Ripley Community Council Meeting	September 14, 2016	5:30 PM	Ripley Community Center 24501 School Road Ripley, CA
Mesa Verde Community Council	September 14, 2016	7:00 PM	Roy Wilson Community and Child Care Center 13041 Mesa Verde Mesa Verde, CA 92225
Thermal - Oasis Community Council Meeting	September 26, 2016	6:00 PM	Jerry Rummond's Senior Center 87-225 Church Street Thermal, CA 92274
Mecca - North Shore Community Council	November 9, 2016	6:00 PM	Boys & Girls Club of the Coachella Valley 91-391 Avenue 66 Mecca, CA 92254

**** ALL MEETING DATES, TIMES, AND LOCATIONS ARE SUBJECT TO CHANGE OR CANCELLATION ****
(Please check EDA's website: www.rivcoeda.org for additional meetings or updates)

Please contact the Economic Development Agency at (951) 955-8916 or EDsearch@rivcoeda.org if you have question or would like to submit comments concerning the use of CDBG, ESG, HOME, or other HUD-funded programs. You ca also find additional information on EDA's website: www.rivcoeda.org. Individuals with hearing or speech disabilitie may obtain information pertaining to the Community Participation Meeting by utilizing the California Relay Service (711).

EN LA CANCHA



Málaga ganó la liga general de la Premier, cerró su excelente campaña con la obtención del título.

CELESTINO OROZCO/ESPECIAL PARA LA PRENSA

MÁLAGA Y TIERRA BLANCA, ¡CAMPEONES!

SON NUEVOS MONARCAS DE LAS DIVISIONES PREMIER Y MAYOR

CELESTINO OROZCO
Especial para La Prensa

Con dos nuevos campeones concluyó la última jornada de la Liga "Goodyear Soccer League" de Ontario Chaparral, en Etiopía del Norte. Málaga se agenció el título de la División Premier. Tierra Blanca se vistió de campeón en la División Mayor.

Un punto exigía poder ser el ganador de la Premier, que Málaga se impusiera al United States, quienes tuvieron dignas finalistas de la División Premier.

Contundente, pese a la dificultad de la cancha que los "malagueños" se impusieron en la final a los "norteamericanos", quienes a pesar de verse siempre alegres en el marcador, no pudieron por conseguir vencer la defensa ajena.

Con dos goles anotados por Jaime Escobar y Armando Zepeda, que como Málaga sólo obtuvo el marcador en el primer tiempo.

En la segunda mitad, nuevamente los goleadores dieron la victoria definitiva a los nuevos campeones.

El Gol de la parte del goleador Jaime García, quien cazó rebotes dentro del área y en tiro raso finiquitó la tercera anotación. Benjamín García hizo el encargado de cerrar la cuenta a favor del Málaga, cuando con un potente disparo del área, venció al banco del portero del United States.

Además del trofeo de campeones, los dirigidos por Martín Brenes y José Bellozna, se llevaron un premio monetario de $600 dólares.

CELESTINO OROZCO/ESPECIAL PARA LA PRENSA

Jaime García (izq.) remata el tercer tanto del Málaga ante el United States, en la final de la División Premier.

Tierra Blanca se vistió de campeón de la División Mayor al vencer al Salamanca.

TIERRA BLANCA CAMPEÓN DE LA DIVISIÓN MAYOR

A primer tiempo, salió la final de la División Mayor, entre las escuadras de Tierra Blanca y Salamanca. No fue fácil el fútbol, pero al final Tierra Blanca se llevó el triunfo con una ventaja de 2-1.

Los anotadores por los dirigidos por Selvin Hernández fueron Jorge Angulo y Amaldo Usiano. Por los salmantinos, los goles fueron de Carlos Alvarado.

Para ver todas las fotos de la jornada, visite www.laprensacr.com. También las puede encontrar en Facebook: https://www.facebook.com/Aficiones-en-el-radio-el-limonita.

CELESTINO OROZCO/ESPECIAL PARA LA PRENSA

Tierra Blanca y Salamanca disputaron el título de la División Mayor.

CELESTINO OROZCO/ESPECIAL PARA LA PRENSA

Málaga y United States fueron una final netamente ofensiva.

Condado de Riverside
Reuniones de Participación Comunitaria
(24 CFR Parte 91.105 y 91.220)

El Condado de Riverside está iniciando los ciclos de financiación para la Subvención en Bloque para el Desarrollo Comunitario 2017-2018 *Community Development Block Grant (CDBG)*, Subvención de Soluciones de Emergencia *Emergency Solutions Grant (ESG)*, y el Programa de Asociación para la Inversión de Viviendas *Home Investment Partnership Program (HOME)*. Uno de los requisitos de estos programas financiados por el gobierno federal es la participación de los residentes, proveedores de servicios, y otras entidades y organizaciones interesadas para identificar la comunidad, la vivienda y las necesidades sociales en las comunidades de bajos y moderados ingresos. Para fomentar la participación, el Condado llevará a cabo la realización de varias sesiones de participación comunitaria en las áreas no incorporadas seleccionadas del Condado.

Mead Valley MAC Meeting	6 de julio, 2016	6:00 PM	Mead Valley Community Center 21091 Iris Street Mead Valley, CA 92570
Cabazon	6 de julio, 2016	6:00 PM	Cabazon Community Center 50390 Carmen Ave. Cabazon, CA 92230
Good Hope	6 de septiembre, 2016	4:00 PM	Good Hope Community Center 22715 Sunset Ave. Perris, CA 92570
Ripley Community Council Meeting	6 de septiembre, 2016	5:30 PM	Ripley Community Center 5500 Mesa Road Ripley, CA
Nuevo/Romoland Community Council	6 de septiembre, 2016	7:00 PM	Ray Wilson Community and Child Care Center 1545 Nuevo Avenue Nuevo/Romoland, CA 92555
Thermal-Oasis Community Council Meeting	13 de septiembre, 2016	6:00 PM	Jerry Fontanetta Senior Center 87-251 Grant Street Thermal, CA 92274
Mecca-North Shore Community Council	8 de septiembre, 2016	6:00 PM	Boys & Girls Club of the Coachella Valley 91-350 Avenue 66 Mecca, CA 92254

**** TODAS LAS FECHAS DE REUNIONES, HORAS Y LUGARES SON SUJETO A CAMBIO O CANCELACIÓN ****

(Por favor visite la página web de EDA: www.rivcoeda.org para reuniones adicionales o actualizaciones) Por favor contacte la Agencia de Desarrollo Económico (the Economic Development Agency) al (951) 955-8915 o EDAcdbg@rivcoeda.org si tiene preguntas o desea presentar observaciones relativas a la utilización de CDBG, ESG, HOME, o otros HUD-programas financiados. También puede encontrar información adicional en la página web de EDA: www.rivcoeda.org. Las personas con discapacidades auditivas o del habla pueden obtener información relativa a la Reunión de Participación Comunitaria mediante la utilización del Servicio de Retransmisión de California (711).

AP-12 Participation – (Appendix D) Citizen Participation Outreach Results

Mode of Outreach - Memorandum of Participation

The County attempted to invite and consult with many agency types involved in housing, homelessness, community development, and economic development.

Eight (8) Participation and Assistance Memorandum Requests were sent to other County agencies/departments and twenty (20) were sent to previous CPD applicants and non-profit agencies.

The following eight (8) agencies submitted a brief summary of current goals, objectives, and effectiveness of the services and/or programs provided by their organizations, available resources, and current plans, all that address the needs of the County's CPD program targeted populations.

1. **Riverside University Health System – Public Health**, continues to actively re-assess and formulate expanded or new initiatives on an annual basis to promote and protect the health of all County residents and visitors in service of the wellbeing of the community.

2. **Habitat for Hummanity- Inland Valley (IV)** provides both major and minor home repair for low-to moderate-income families, seniors, and veterans to help keep homes affordable and secure. Although a single home repair for a resident may not completely resolve housing affordability for this population of struggling residents, Habitat IV does believe that in coordination with other County services and agencies they can work together to help stabilize residents and position them to become financial stable and independent. For some residents, like fixed-income seniors, repairs can be provided to help them remain independent while ensuring a safe and healthy living environment.

3. **Martha's Village and Kitchen** is one of Coachella Valley's largest provider of housing and supportive services for homeless and impoverished community members. Their mission is to help neighbors in need, break the cycle of homelessness and poverty, by promoting self-sufficiency through an innovative continuum of care, multi-disciplinary programs, and partnerships that come together in to teach, learn from, and challenge their neighbors and one another.

4. **Riverside County Office on Aging** addresses issues that relate to older Californians; to develop community-based systems of care that provide services which support independence within California's interdependent society, and which protect the quality of life of older persons and persons with functional impairments; and to promote citizen involvement in the planning and delivery of services.

5. **Voices for Children (VFC)** uses an Advocacy Supervisor model in which staff members with expertise in child welfare and volunteer management are matched with CASAs to help them navigate the system and collaborate with them on their case. California law allows the Juvenile Court to designate

one organization per county as its official CASA Program. This designated CASA program gives volunteer advocates the legal authorization to investigate an abused and/or neglected child's circumstances, develop a relationship with the child, and make best interest recommendations to the Juvenile Court. In November 2014, the Board of Directors of Voices for Children made the decision to launch this initiative in Riverside County. As of January 2015, Voices for Children, entered into an agreement with the Superior Court of California, Riverside County, to recruit and train CASAs and provide services to foster children in Riverside County. Voices for Children will oversee the CASA program in Riverside County, recruiting, training, and supervising volunteers who advocate and speak up for abused and neglected children living in Riverside County's foster care system. VFC's CASA program in Riverside County served 140 children with 113 specially trained CASAs during FY2015-2016. During FY2016-2017, our goal is to serve 100 more children with the individualized advocacy of a CASA. By FY18, the agency hopes to serve 350 children.

6. **The Fair Housing Council of Riverside County, Inc. (FHCRC)** provides comprehensive services which affirmatively address and promote fair housing rights and further housing opportunities for all persons without discriminating. Individuals and households are provided comprehensive educational and counseling services in seven areas: testing; referral and enforcement; partnership; education; outreach; fair housing and landlord/tenant counseling and; homebuyer education/foreclosure prevention/financial education. FHCRC's efforts in education, outreach, counseling and enforcement of these housing matters have contributed to the decrease of housing discrimination and the promotion of fair housing education and choices. "Fair Housing Council Report 2013 - A Perspective from Riverside County" available by request.

7. **Economic Development Riverside County**, is a collaborative partnership between the County's Economic Development Agency, its 28 cities, and several regional Economic Development Corporations for the purpose of implementing business-friendly attraction and retention programs. The partnership is called Team Riverside County (TRC). Collaboration and leveraging financial and human resources are the cornerstone principles guiding the program. TRC's main objectives are to promote Riverside County's business opportunities to national and international markets, develop effective networks within industry sectors, and business and entrepreneurial capacity building.

8. **Riverside County Workforce Development Board (WDB)** The Workforce Development Division, in partnership with the WDB, strategy and plan are designed to provide direction for prioritizing future initiatives, allocating limited resources, and focusing efforts on services that are relevant to business and industry, to individuals, and to the community. The Riverside County Workforce Development Center (WDC) is funded by the U.S. Department of Labor to provide employment and training services to low income adults, dislocated workers, and youth.

Consultation Request Responses follow.

MEMORANDUM

RIVERSIDE COUNTY ECONOMIC DEVELOPMENT AGENCY

Robert Field
Assistant County Executive Officer/EDA

TO: Name
Title

FROM: **John Thurman, EDA Development Manager – CDBG/ESG Programs**

DATE: **January 6, 2017**

SUBJECT: **Consultation Request - 2017-18 One Year Action Plan for HUD CPD Funding**

The County of Riverside Economic Development Agency (EDA) is in the process of preparing the 2017-18 One Year Action Plan (OYAP) of the 2014-2019 Consolidated Plan (CP), a requirement by the U.S. Department of Housing and Urban Development (HUD) as a condition of receiving Community Planning and Development (CPD) funding. The specific programs are the Community Development Block Grant (CDBG), Emergency Solutions Grant (ESG), and Home Investment Partnership Act (HOME).

Preparation of the OYAP is intended to be a comprehensive and collaborative process; therefore, the EDA is seeking input and participation from other County agencies/departments and subrecipients in the development of the County's 2017-18 OYAP. A primary requirement for the County is to consult with other stakeholders to assess current community, social, and economic development services and programs provided to the targeted population. Subsequently, the 2017-18 Action Plan will identify opportunities, strategies, both Federal and non-Federal resources, and other efforts that address the needs and challenges impacting the targeted populations.

Targeted Population

The County's Urban County Program includes all of the unincorporated areas as well as fourteen (14) participating cities and one (1) Metro City. The CPD funds are intended to benefit targeted population groups within the County, including economically-disadvantaged low-income persons and families as well as persons living in predominantly low-income areas.

HUD considers households with incomes below 80% MHI as "low-income." The low-income population also includes: seniors, homeless persons, victims of domestic violence, severely disabled adults, migrant farm workers, illiterate adults, and persons living with HIV/AIDS. Low-income areas are defined by HUD as communities where at least 51% of the residents have incomes below 80% MHI.

P.O. Box 1180 ♦ Riverside, CA 92502 ♦ Tel: (951) 955-8916 ♦ Fax: (951) 955-6686
Follow EDA on Twitter! @GoRivcoEDA

MEMORANDUM

RIVERSIDE COUNTY ECONOMIC DEVELOPMENT AGENCY

Robert Field
Assistant County Executive Officer/EDA

Consolidated Planning Process

This is where the assistance and participation of your agency or department is necessary. To complete preparation of the 2017-18 OYAP, we are requesting the following:

1. Provide a brief summary of current goals, objectives, and effectiveness of the services and/or programs provided by your organization that are currently addressing the needs of the targeted populations;

2. Provide electronic copies of any reports, plans, or other pertinent strategies approved or adopted by your agency that address the needs of the targeted population (if available online, please provide the link); and

3. Identify your specific resources (e.g., Federal/State grants) directed toward the Targeted Populations.

A summary of the information that you provide will be incorporated into the 2017-18 OYAP. If you responded to this request last year and the information you provided is still valid, please confirm that we can apply it again this year to our 2017-18 OYAP.

Please Note: your agency or department's participation in the development of the 2017-18 OYAP in no way obligates or commits any funding or other resources from you, and conversely, does not imply any CPD funding will be made available to your agency.

Please provide this information to EDA no later than April 4, 2017. We are more than willing to pick the information up from you, or it can be delivered to EDA as follows:

Email: mviafora@rivcoeda.org
FAX: 951-955-9505
County Stop #: 1330
Mailing address: 3404 Tenth Street, Suite 400, Riverside, CA 92501

Should you have any questions or need assistance in responding to our request, please do not hesitate to contact my office at 951-955-8916 / jthurman@rivcoeda.org, or Mary Viafora at 951-955-8916 / mviafora@rivcoeda.org.

P.O. Box 1180 ♦ Riverside, CA 92502 ♦ Tel: (951) 955-8916 ♦ Fax: (951) 955-6686
Follow EDA on Twitter! @GoRivcoEDA

Outreach

2017-2018 One Year Action Plan HUD CPD Funding

County Agency/Department

COUNTY AGENCY/ DEPARTMENT
Community Action Partnership of Riverside County (CAP)
First Five Riverside
Riverside University Health System- Behavioral Health
Riverside County Office on Aging
Riverside University Health System- Public Health
Riverside County Department of Veterans' Services
Riverside County Workforce Development Centers

Previous Applicant and Other Public or Private Agency
Boys and Girls Club San Gorgonio Pass
Coachella Valley Economic Partnership
Coachella Valley Housing Coalition
Coachella Valley Rescue Mission
Coachella Valley Women's Business Center
College of the Desert
Desert AIDS
Fair Housing Council Riverside County, Inc.
Family Services of the Desert, Inc.
Foothill AIDS
Greater Riverside Hispanic Chamber of Commerce
Habitat for Humanity Inland Valley
Martha's Village & Kitchen
Path of Life Ministries
Riverside County Childcare Consortium
Safe Alternatives for Everyone (S.A.F.E.)
Inland Empire Small Business Development Center
Valley-Wide Recreation and Park District
Voices for Children
Western Riverside Council of Governments

County Agency/Department Survey of Community and Program Needs

COUNTY AGENCY, DEPARTMENT, OR OFFICE	DIRECTOR'S NAME	TITLE	Email
Community Action Partnership of Riverside County (CAP)	Brenda Freeman	Executive Director	bfreeman@capriverside.org
First Five Riverside	Tammy Graham	Executive Director	tgraham@rccfc.org
Riverside University Health System - Behavioral Health	Steve Steinberg	Director	srsteinberg@rcmhd.org
Riverside County Office on Aging	Anna L. Martinez	Director	annamartin@co.riverside.ca.us
Riverside University Health System - Public Health	Susan Harrington	Director	SHarring@rivcocha.org
Riverside County Department of Veterans' Services	Grant Gautsche	Interim Director	GAUTSCHE@co.riverside.ca.us
Riverside County Economic Development	Carrie Harmon	Deputy Director	charmon@rivcoeda.org
Riverside County Workforce Development Board	Carrie Harmon	Deputy Director	charmon@rivcoeda.org

2017-2018 List of Previous CPD Applicants and other Non-Profit Agencies

ORGANIZATION NAME	CONTACT	TITLE	EMAIL
Boys and Girls Club San Gorgonio Pass	Amy Herr	Executive Director	admin@bgcsgpass.com
Coachella Valley Economic Partnership	Lesa Bodnar	Director of Administration and Facilities	lesa@cvep.com
Coachella Valley Housing Coalition	Julie Bornstein	Executive Director	julie.bornstein@cvhc.org
Coachella Valley Rescue Mission	Darla Burkett	Executive DIrector	dburkett@cvrm.org
Coachella Valley Women's Business Center	Michelle Skiljan	Executive Director	mskiljan@cvwbc.org
College of the Desert	Joel L. Kinnamon, Ed.D	Superintendent/ President	jkinnamon@collegeofthedesert.edu
Desert AIDS	David Brinkman	CEO	dbrinkman@desertaidsproject.org
Fair Housing Council Riverside County, Inc.	Rose Mayes	Executive Director	rosemayes@fairhousing.net
Family Services of the Desert, Inc.	Dana Johnson	Executive DIrector	djohnson@familyservicesofthedesert.org
Foothill AIDS	Maritza Tona	Executive Director	mtona@fapinfo.org
Greater Riverside Hispanic Chamber of Commerce	Dina Esquivel	Chairwomen	Desquivel.php@gmail.com
Habitat for Humanity Inland Valley	Tammy Marine	Executive Director	tammy@habitativ.org
Martha's Village & Kitchen	Linda Barrack	Executive Director	lbarrack@marthasvillage.org
Path of Life Ministries	Damien O'Farrell	Executive Director	dofarrell@thepathoflife.com
Riverside County Childcare Consortium	Debra Clark-Crews	Executive Director	dclark-crews@riversidechildcare.org
Safe Alternatives for Everyone (S.A.F.E.)	June Earley	Executive Director	june@safefamiliesca.org
Inland Empire Small Business Development Center	Vince McCoy	Director	vmccoy@iesmallbusiness.com
Valley-Wide Recreation and Park District	Dean Wetter	General Manager	dean@gorecreation.org
Voices for Children	Sharon L. Lawrence, Esq.	Executive DIrector	sharonl@speakupnow.org
Western Riverside Council of Governments	Rich Bishop	Executive Director	bishop@wrcog.cog.ca.us

One Year Action Plan for HUD CPD Funding

Response for Riverside University Health System – Public Health (RUHS-PH)

Target Population: The CPD funds are intended to benefit targeted population groups within the County, including economically-disadvantaged low-income persons and families as well as persons living in predominantly low-income areas. HUD considers households with incomes below 80% MHI as "low income."

Request:

1. ***Summary of current goals, objectives and effectiveness of the service and/or programs provided by your organization that are currently addressing the needs of the targeted populations:***

Riverside University Health System – Public Health (RUHS - Public Health) Strategic Plan 2016-2020

http://www.rivcoph.org/Portals/0/DOPH_Strategic_Plan_2016-2020_FINAL.pdf

The RUHS-Public Health Strategic Plan was approved late 2016 and an action plan with an evaluation is currently underway.

Priority Area 1: Creating Healthy Communities

Goal 1.2: Ensure access to clean air and water, healthy food, and housing

Objective 1.2.1 Improve air quality

Strategies:

1. Engage in county and city efforts to improve the air quality, transportation and development initiatives.

Objective 1.2.2 Increase access to healthy food and clean drinking water

Strategies:

1. Increase engagement with cities, public institutions, businesses, and community-based organizations to increase access to and demand for healthy food and beverage options.
2. Implement media and other public education efforts to promote increased fruit and vegetable consumption, increased tap water consumption, reduced consumption of beverages with added sugar, reduced salt intake, and reduced food and beverage portion sizes.
3. Develop strategies to increase participation in the Supplemental Nutrition Program for Women, Infants and Children (WIC) and Supplemental Nutrition Assistance Program (SNAP) and increase healthy food and beverage purchases

among WIC and SNAP participants, including incentives for purchasing fresh produce.

4. Expand city and county healthy eating policies to increase access to healthy food and beverages.
5. Increase the amount of healthy foods offered by retail markets, by 5 or more items, in Communities of Excellence (CX3) neighborhoods served by the Nutrition Education and Obesity Prevention Program (NEOP).
6. Explore the possibility of starting a WasteNot food program to end hunger and food waste in Riverside County.

Objective 1.2.3 Increase availability of safe and affordable housing

Strategies:

1. Collaborate with key stakeholders to increase housing quality and safety (child proofing; environmental hazards; second- and third-hand smoke; fire safety, etc.).
2. Develop and implement a safe and healthy housing education, awareness, and communications plan targeting other County Departments and community partners.

Objective 1.2.4 Reduce homelessness

Strategies:

1. Work with housing/homeless providers to identify individuals who may qualify for additional services through Medi-Cal or other health funding sources.
2. Partner with DPSS, Behavioral Health and CBOs to target people at risk for homelessness.

Priority Area 2: Promoting Healthy Behaviors

Goal 2.1: Reduce obesity-related chronic disease

Objective 2.1.1 Reduce childhood and adolescent obesity

Strategies:

1. Implement policies and practices to improve nutrition and physical activity in schools and child care settings.
2. Increase the proportion of children and adolescents eating the recommended amount of fruits and vegetables a day.
3. Develop school-based educational programs with community partners that address chronic diseases among young people, focusing on illnesses caused by obesity.

4. Promote healthy eating and physical activity in all Riverside County schools.

Objective 2.1.2 Reduce adult obesity

Strategies:

1. Increase the proportion of adults eating the recommended amount of fruits and vegetables a day.
2. Expand physical education activities at senior/community centers.
3. Expand access to physical activity in communities with the highest rates of obesity and the least access to safe and affordable physical activity opportunities.

Goal 2.2: Reduce the use of tobacco, alcohol, and drugs

Objective 2.2.2 Reduce use of illicit/street drugs

Strategies:

1. Implement and evaluate evidence-based prevention services that respond to locally identified drug problems.
2. Partner with Behavioral Health and other partners to develop a sobering/transition system that better aligns treatment to patient need and reduces the impact on traditional EMS, hospital, health and public safety partners.
3. Assist cities and communities with adopting evidence-based strategies to reduce youth access and availability to alcohol and other drugs, and minimize the related health and social consequences.

Objective 2.2.3 Reduce smoking and tobacco use

Strategies:

1. Expand city and county tobacco-free policies to reduce exposure to second and third-hand smoke and increase access to cessation/treatment.
2. Assist cities with adopting evidence-based strategies to reduce exposure to secondhand smoke in multi-unit housing and outdoor areas.
3. Engage with cities and unincorporated areas to reduce youth access to tobacco and e-cigarette/vaping products.
4. Work with businesses to reduce employee exposure to secondhand smoke and increase access to and utilization of effective tobacco cessation services.
5. Implement communication campaigns to increase utilization of effective tobacco cessation services.
6. Work with health care organizations to adopt and implement a standard protocol for tobacco use screening and referral to cessation services.

7. Engage with school districts, schools and teachers to provide tobacco-use and vaping prevention education and cessation resources at schools with high rates of tobacco use.

Priority Area 3: Connecting and Investing in People

Goal 3.2: Improve health outcomes and health equity, and create commitment to addressing social determinants of health

Objective 3.2.1 Create a local health policy agenda to prioritize and address key health inequities.

Strategies:

1. Build community understanding of how policies, practices and programs affect health equity.
2. Engage key partners in addressing social determinants of health.
3. Build alliances with other governmental and non-governmental agencies to develop policy solutions that address health equity and the social determinants of health.
4. Build alliances with other governmental and non-governmental agencies to develop policy solutions that address digital inclusion to ensure low income families have the resources to take advantage of new technologies to assist in improving education, communication and quality of life.

Goal 3.3: Leverage and strengthen innovative collaborations

Objective 3.3.1 Increase public/private partnerships

Strategies:

1. Maximize opportunities, amongst the public health workforce, to build positive, sustainable partnerships with community organizations and residents.
2. Partner with public and private sector organizations to achieve policy, systems and environmental changes to promote health where people live, learn, work and play.

Objective 3.3.2 Improve availability and accessibility of community resources

Strategies:

1. Increase external stakeholder and partner awareness by providing information on social environment indicators and their relation to health at the individual and community levels.

2. Develop and implement a community partner outreach plan that identifies public health leaders actively participating with existing coalitions and workgroups.

2. ***Electronic copies or online of any reports, plans or other pertinent strategies approved or adopted by your agency that address the needs of the targeted population:***

Reports:

Riverside County Community Health Assessment: http://www.shaperivco.org/index.php?module=ResourceLibrary&controller=index&action=view&id=59155334650421885

Online Resources:

SHAPE Riverside County – online resource of socioeconomic and community health indicator data www.shaperivco.org

Healthy Riverside County Health Initiative - www.healthyriversidecounty.orgRUHS - Public Health Website with service: www.rivcoph.org

Women Infant & Children (WIC) Services – www.rivhero.com

Smoke free Housing - www.rivcotcp.orgAsthma - www.rivcoasthma.org

Healthy Communities- http://www.healthyriversidecounty.org/Built-Environment/Healthy-Communities-Element

In home Nursing - www.rivcophn.org/Services/NeedaHomeVisit

Lead Poisoning Prevention - www.rivcoclpp.org

3. ***Identify your specific resources (e.g. Federal/State grants) directed towards the Targeted Populations:***

Asthma (ages 0-5)
Family Planning
HIV
Immunizations
Injury Prevention
Maternal Child Adolescent Health (MCAH)
Nutrition Education and Obesity Prevention (NEOPB)

Loving Support – (Breastfeeding)
Safe Routes to School
Tobacco Free
Women Infant & Children (WIC)

Summary Response from Habitat for Humanity Inland Valley for
The County of Riverside Economic Development Agency
2017/2018 One Year Action Plan of the 2014-2019 Consolidated Plan
April 4, 2017

Summary of current goals, objectives & effectiveness

Habitat for Humanity Inland Valley (Habitat IV) provides Critical Home Repairs and the A Brush with Kindness (ABWK) home maintenance program to low-income residents within southwestern Riverside County. While we provide services throughout the region, we currently utilize County of Riverside CDBG funds in Districts 1, 3 and 5 as well as in Lake Elsinore and Canyon Lake.

Through these programs, we provide both critical and minor home repair and maintenance services helping keep homes affordable and families, seniors, and veterans secure. These repairs lessen the financial impact that unexpected, or needed repairs and maintenance, takes on the household resources to keep homes affordable.

We understand that a single home repair for a resident will not completely resolve housing affordability for this population of struggling residents. However, we do believe that in coordination with other County services and agencies, that we can work together to help stabilize residents and position them to become financial stable and independent. For some residents, like fixed-income seniors, we can provide repairs to help them remain independent while ensuring a safe and healthy living environment.

Reports or strategies that address the needs of targeted population

Habitat IV is based in Temecula which has a relatively low poverty rate at 7% which is significantly lower than the state average. While based in Temecula, and serving the needs of those struggling with housing affordability, we also serve areas with significantly higher poverty rates. Our service area includes Lake Elsinore, Menifee, Murrieta, Temecula, Wildomar and Perris with a total population of 481,599. Within this region, poverty rates skyrocket over 25% in some areas demonstrating a large population of residents in desperate need for affordable housing to stay secure, safe and successful. For over 60,000 individuals within our region who struggle with poverty, affordable housing is one of the most difficult challenges they face.

Based on HUD income limits for a family of 4 with an annual income of $24,250, a healthy and affordable housing budget (31%) is $626/mo. Unfortunately, based on the median home prices in the area and median rents ranging between $1,254 -$1,589, housing costs can easily represent 60-75% of income. Habitat IV exists to ensure that affordable housing is available. Our programs are designed with the goal of creating, protecting or preserving affordable housing. On the following page you can find a report covering our fiscal year 2015-2016 detailing program services and volunteer hours. Note that in 15/16 Habitat IV provided 117 repairs (some major and some minor) to residents within our region.

Specific resources directed towards targeted population

Habitat IV utilizes CDBG funding to support the Critical Home Repair program in the County of Riverside in Districts 1, 3 and 5 and the cities of Lake Elsinore and Canyon Lake. CDBG funds directly from Temecula and Menifee are utilized to support both Critical Home Repairs and ABWK home maintenance programs within those cities. Our affiliate has also secured grants to support this effort from the Home Depot Foundation, Harrahs, San Manuel, the Community Foundation and United Way. In addition, our program is supported by revenue from our ReStore retail storefront, fundraising efforts and individual and business donations.

HFHIV 2015-2016 ANNUAL REPORT SUMMARY

Volunteer Statistics

Department	Total # of Volunteers	Total Volunteer Hours
Restores	713	23,430
Construction/Home Repair	1,392	4,986.75
Events/Admin	255	1,539.75
Board of Directors	14	123
Total # of Unduplicated Volunteers	**2,374**	**30,079.50**

Money Saved as a result of volunteers - $829,893.40
HFHIV Annual Operating Budget - $2 Million

Program Statistics

Program	# of Families Served
Home Repairs/Maintenance	117
Education	60
Restore	5,433 (% estimate based on low income families served)
International	8
Total # of Families Served	**5,618**

Key 2015-2016 Accomplishments

- ABWK Week 9/19 – 9/26
  5 Homes – One Week – 150 Volunteers
- Initiation of Perris Build
- Menifee Better Together – Senior Home Revitalization
  38 Senior Homes – One Day – 500 Volunteers
- Met annual budget
- Restore Sales elevated per square foot
- Better Utilization of Thrivent Grant Program
- Created a Corporate Sponsorship Program for Home Repairs

Last fiscal year (2015-2016) 866 tons of reusable home goods and construction materials were diverted from landfills through our ReStores!!

Martha's Village and Kitchen, Inc.
2017-2018 OYAP

1. **Provide a brief summary of current goals, objectives, and effectiveness of the services and/or programs provided by your organization that are currently addressing the needs of the targeted populations.**

Agency History and Mission

As the first and only resource of its kind in the region, Martha's has been an oasis of hope for the homeless and impoverished families and individuals in the Coachella Valley for more than 27 years. In 1990, Martha's began serving hot meals once a week in a small kitchen in the City of Indio. The need for our services grew quickly, and a call for volunteers went out. In response, caring community members came forward and began assisting in meal preparation and food service.

In 2001, recognizing the diverse needs of our region's homeless and impoverished individuals and families, Martha's opened its beautiful 120-bed facility. Today, Martha's Village and Kitchen is one of Coachella Valley's largest provider of housing and supportive services for homeless and impoverished community members. ***Our mission is to help our neighbors in need break the cycle of homelessness and poverty by promoting self-sufficiency through an innovative continuum of care, multi-disciplinary programs, and partnerships that come together in the spirit of our CREED (Compassion, Respect, Empathy, Empowerment, Dignity) to teach, learn from, and challenge our neighbors and one another.***

In addition to providing our neighbors in need with basic necessities such as food and housing, our services address and counteract the underlying causes of our clients' homelessness: residential instability, inadequate health care, mental illness, drug addiction and the difficulty of finding work that pays a livable wage. ***In 2016, we served more than 6,200 homeless and impoverished community members living in the Coachella Valley.***

Local Need

Poverty and hunger are serious concerns in Riverside County. According to the most recently completed Regional Task Force on the Homeless Point-In-Time Count, there are approximately 2,165 homeless individuals in Riverside County on any given night. In the U.S. Census Bureau's most recent Community Survey, it was reported that 17.1% of Riverside County residents live below the Federal Poverty Level. This percentage jumps significantly when examining poverty rates of the cities of Coachella (31.5%) and Indio (22.3%), the areas served by Martha's. The need for extraordinary levels of support in these areas is furthered evidenced by the 9.6% unemployment rate in Coachella and 6.7% in Indio. Because Martha's addresses the underlying causes of clients' homelessness, such as residential instability, poverty and unemployment, the need for our services is critical in our community. By providing residents with safe and secure housing, as well as the employment services necessary to successfully reenter the workforce, Martha's prepares the individuals it serves for lasting self-sufficiency.

Programs and Services

Homelessness poses significant challenges for those striving to regain their self-sufficiency. In addition to food, clothing and shelter, homeless individuals and families need a stable environment that promotes employment, health, education and recovery. The targeted services provided by Martha's meet these urgent needs and address the underlying causes of homelessness to make a life-saving and life-changing impact. Unlike any other organization in the region in size and scope, we provide homeless and impoverished individuals and families with the following services:

- **Transitional Housing:** Our 120-bed residential facility offers 95 beds for homeless families and 25 beds for homeless single adults. Residents of Martha's have access to a comprehensive suite of supportive services designed to help them exit our program to permanent housing of their own.
- **Employment Services:** Our highly qualified staff provides job preparation, adult education, career development and job placement assistance. To prepare residents for successful employment, we offer GED classes, educational and motivational workshops, computer instruction, English as a Second Language courses, basic computer skills training, and referrals for community college and trade schools.
- **Food Services Program:** We provide three meals a day to residents of our transitional housing facility and a hot lunch to community members in need.
- **Case Management:** Through individualized case plans, counseling and information and referral services, we strive to support residents, so that they successfully exit Martha's with permanent housing and income.
- **Children's Services:** Our licensed children's program provides free, high-quality childcare year-round, as well as a variety of parenting resources, such as workshops, seminars and a resource library.
- **Recovery Services:** A range of group and individual services are available to address drug, alcohol and gambling addictions.
- **Emergency Assistance:** We provide low-income community members with rental assistance, transportation assistance, food baskets, clothing vouchers and infant supplies.
- **Integrated Health Care:** The onsite state-licensed medical clinic operated by our partner, Clinicas de Salud del Pueblo, provides free and sliding scale preventive, primary and psychiatric care to Martha's residents and our neighbors in need**.**

<u>Goals, Objectives, and Effectiveness</u>

The services provided by Martha's are unmatched by any agency in the region in terms of size and scope. We are proud to be a vital part of our region's safety net, serving more than 6,000 individuals each year. By providing Transitional Housing, Employment Services and a full spectrum of supportive services designed to help clients overcome barriers to independent living, Martha's offers our neighbors in need the opportunity to regain self-sufficiency through permanent housing and stable income. In 2016, Martha's:

- Served 432 men, women and children in our Transitional Housing program.
- Provided Employment Services to 89 unemployed adult Transitional Housing residents.
- Provided nearly 200,000 well-balanced meals for residents and community members in need.

In 2016, with the continued support of our community partners, we plan to:

- Provide Transitional Housing to more than 350 homeless and impoverished men, women and children.

- Serve approximately 200,000 meals to homeless residents of Martha's and community members in need.
- Empower 85% of individuals exiting our program to move to permanent or more stable housing.
- Empower 80% of residents participating in our adult education classes to improve their academic performance as evidenced by Test of Adult Basic Education scores, or by attainment of a high school diploma or GED.

Conclusion

The programs offered by Martha's are made possible only through an extensive network of dedicated community partners like the Riverside County Economic Development Agency. We are extremely grateful for this opportunity to once again share this information and appreciate your work in strengthening our community.

2. **Provide electronic copies of any reports, plans, or other pertinent strategies approved or adopted by your agency that addresses the needs of the targeted population (if avilable online, please provide the link).**

See attached Martha's Village & Kithchen Strategic Plan.

3. **Identify your specific resources (e.g., Federal/State grants) directed toward the Targeted Populations.**

See attached Martha's Village & Kithchen Resource Matrix.

Martha's Village and Kitchen Contract List

Contracting Company	Contract Name	Company Contact Name	Type of Services	Company Phone Number	Contract Term (Contract Dollar Amount)
United Way of the Desert	Community Impact	Kristal Granados	Transitional Housing and Employment Services	760-323-2731	7/1/15-6/30/16 ($20,000)
United Way of the Desert	Critical Needs	Kristal Granados	Food Services	760-323-2731	7/1/11-6/30/12 ($25,000) 7/1/12-6/30/13 ($15,000); 7/1/13-6/30/14 ($20,000); 7/1/14-6/30/15 ($18,240); 7/1/15-6/30/16 ($16,750)
Edison International (Southern California)	Grant Opportunity March	April Baumgarten	Career Education Center	626-302-1061	1/1/14-1/31/14 ($5,000); 1/1/15-12/31/15 ($5,000)
Combined Federal Campaign	Combined Federal Campaign MVK	Bev Caires	Martha's Village and Kitchen	858-636-4114	1/1/13-12/31/13 ($8,000); 1/1/15-12/31/15 ($1,485)
City of Indio	City of Indio CDBG	Jesus Gomez	Career & Ed, Tenant Services, and Food Services	760-391-4120	7/1/11-6/30/12 ($42,000); 7/1/12-6/30/13 ($42,000); 7/1/13-6/30/14 ($42,000); 7/1/14-6/30/15 ($44,000); 7/1/15-6/30/16 ($44,000)
County of Riverside Children & Families Commission	Families in Crisis	Arrin Banks	Children Services	760-321-0063	7/1/11-6/30/12 ($290,870); 7/1/12-6/30/13 ($333,079); 7/1/13-6/30/14 ($342,344); 7/1/14-6/30/15 ($351,890); 7/1/15-6/30/16 ($238,859)
Riverside County Deputy District Attorney Association	RCDDAA Application	Allison Roach	Children Services	951-955-5400	7/1/15-6/30/16 ($4,973)
City of Palm Desert	CDBG-Public Services	Frankie Riddle	Food Services Program	760-346-0611 X331	7/1/11-6/30/12 ($50,000); 7/1/12-6/30/13 ($50,000); 7/1/13-6/30/14 ($50,000); 7/1/14-6/30/15 ($50,000); 7/1/15-6/30/16 ($50,000)
City of Palm Desert	CDBG-Capital Improvement	Frankie Riddle	HVAC Air Cooling System	760-346-0611 X331	7/1/14-6/30/15 ($60,000); 7/1/15-6/30/16 ($70,000)
Desert Classic Charities	Desert Classic Charities	John Foster	Food Services Program	760-346-8184	1/1/11-12/31/11 ($80,000); 1/1/12-12/31/12 ($80,000); 1/1/13-12/31/13 ($80,000); 1/1/14-1/31/14 ($80,000); 1/1/15-12/31/15 ($80,000)

Contracting Company	Contract Name	Company Contact Name	Type of Services	Company Phone Number	Contract Term (Contract Dollar Amount)
Wells Fargo Foundation	Wells Fargo Foundation MVK	Martha Jimenez-Sullivan	Transitional Housing and Employment Services	760-568-0482	1/1/11-12/31/11 ($50,000); 1/1/12-12/31/12 ($60,000); 1/1/13-12/31/13 ($60,000); 1/1/14-1/31/14 ($60,000); 1/1/15-12/31/15 ($20,000)
S.L. Gimbel Foundation	Holiday Food Program	Celia Cudiamat	Food Services	951-241-7777	1/1/11-12/31/11 ($10,000); 1/1/12-12/31/12 ($10,000); 1/1/13-12/31/13 ($25,000); 1/1/14-1/31/14 ($10,000); 1/1/15-12/31/15 ($10,000)
County of Riverside Economic Development Agency	Emergency Shelter Grant Program	Sterlon M. Sims	Transitional Housing	951-955-3141	7/1/11-6/30/12 ($115,000); 7/1/12-6/30/1 ($263,355); 7/1/13-6/30/14 ($100,000); 7/1/14-6/30/15 ($100,000); 7/1/15-6/30/16 ($100,000)
County of Riverside Economic Development Agency	CDBG-Capital Improvement	Michelle Davitt	HVAC Air Cooling System	760-863-2552	7/1/15-6/30/16 ($80,000)
County of Riverside Economic Development Agency	CDBG	Sterlon M. Sims	Transitional Housing	951-955-3141	7/1/11-6/30/12 ($15,000); 7/1/12-6/30/13 ($50,000); 7/1/15-6/30/16 ($5,000)
US Dept/ HUD-Riverside County Dept/ Public & Social Services	HUD MVK	Rowena Concepcion	Transitional Housing	951-358-5638	7/1/11-6/30/12 ($535,000); 7/1/12-6/30/13 ($535,000); 7/1/13-6/30/14 ($535,000); 7/1/14-6/30/15 ($535,000); 7/1/15-6/30/16 ($535,000)
County of Riverside Board of Supervisors-District 5	Community Improvement Designation Fund - District 5	Supervisor Marion Ashley	Gen Op	951-955-1050	7/1/15-6/30/16 ($5,000)
Smart & Final Charitable Foundation	Smart & Final Charitable Foundation MVK	Food Services	Food Services	Active	7/1/12-6/30/13 ($500); 7/1/14-6/30/15 ($500)
The Champions Volunteer Foundation	Champions Volunteer Foundation	DeeDee Felich	Family Shelter Program	760-200-8400	1/1/11-12/31/12 ($5,000); 1/1/12-12/31/13 ($5,000); 1/1/13-12/31/14 ($5,000); 1/1/14-1/31/15 ($5,000); 7/1/15-6/30/16 ($5,000)
County of Riverside Board of Supervisors-District 4	Community Improvement Designation Fund	Supervisor John Benoit	General Operations	951-955-1040	7/1/11-6/30/12 ($40,000); 7/1/12-6/30/13 ($22,500); 7/1/13-6/30/14 ($22,500); 7/1/14-6/30/15 ($22,500); 7/1/15-6/30/16 ($22,500)
State Of California	CACFP Renewal MVK	Laurie Pennings	Food Services	916-324-7133	7/1/11-6/30/12 ($99,000); 7/1/12-6/30/13 ($99,000); 7/1/13-6/30/14 ($99,000); 7/1/14-6/30/15 ($99,000); 7/1/15-6/30/16 ($99,000)

Contracting Company	Contract Name	Company Contact Name	Type of Services	Company Phone Number	Contract Term (Contract Dollar Amount)
Union Bank Foundation	Union Bank Foundaion MVK	Kathy Patoff	Transitional Housin	619-230-3105	7/1/11-6/30/12 ($5,000); 7/1/12-6/30/13 ($5,000); 7/1/13-6/30/14 ($5,000); 7/1/14-6/30/15 ($5,000); 7/1/15-6/30/16 ($5,000)
City of Rancho Mirage	Special Assistance Funding	Gloria Griego	Food Services	760-324-4511	7/1/11-6/30/12 ($10,000); 7/1/12-6/30/13 ($10,000); 7/1/13-6/30/14 ($5,000); 7/1/14-6/30/15 ($5,000); 7/1/15-6/30/16 ($3,000)
Stater Bros. Charities	Harvesting Hope Grant MVK	Nancy Negrette	Food Services	909-733-5495	1/1/11-12/31/11 ($4,000); 1/1/12-12/31/12 ($3,200); 1/1/13-12/31/13 ($3,000); 1/1/14-1/31/14 ($3,500); 1/1/15-12/31/15 ($4,000)
County of Riverside	EFSP XXXIII	Anabel Ramos	Food Services	951-358-5637	7/1/11-6/30/12 ($16,293); 7/1/12-6/30/13 ($13,850); 7/1/13-6/30/14 ($13,757); 7/1/14-6/30/15 ($50,000); 7/1/15-6/30/16 ($50,000)
Bank of America Foundation	Local Grant MVK	Cathy Paredes	Food Services	951-781-3532	1/1/11-12/31/11 ($50,000); 1/1/12-12/31/12 ($15,000); 1/1/13-12/31/13 ($10,000); 1/1/14-1/31/14 ($5,000); 1/1/15-12/31/15 ($7,500)
Wal-Mart Store 5096	WMT Store 5096	Darren Bergman	Food Services	(760) 328-4375	1/1/13-12/31/13 ($1,000); 1/1/14-1/31/14 ($1,000); 1/1/15-12/31/15 ($1,500)
City of Indian Wells	Community Assistance Program	Nancy Samuelson	Transitional Housing	760-346-2489	7/1/11-6/30/12 ($10,000); 7/1/13-6/30/14 ($20,000); 7/1/14-6/30/15 ($20,000); 7/1/15-6/30/16 ($20,000)
In-N-Out Burger Foundation	In-N-Out Burger Foundation MVK	Howard Booker	MVK - TH for Families	949-509-6253	1/1/11-12/31/11 ($4,000); 1/1/12-12/31/12 ($4,000); 1/1/13-12/31/13 ($4,000); 1/1/14-12/31/14 ($4,000); 1/1/15-12/31/15 ($4,000)
Ronald McDonald House Charities of So. Cal.	Community Grant	Ashley Loar	Transitional Housing	909-558-8300	7/1/15-6/30/16 ($13,011.44)
Bighorn Golf Club	BIGHORN Cares	Danielle Ortega	Food Services	760-773-5300	1/1/14-1/31/15 ($25,000); 7/1/15-6/30/16 ($22,500)
Anderson Children's Foundation	Anderson Children's Foundation	Dr. Diane Schlesinger	Children's Services - playground equipment	760-778-1777	7/1/14-6/30/15 ($7,693); 7/1/15-6/30/16 ($11,129)

Contracting Company	Contract Name	Company Contact Name	Type of Services	Company Phone Number	Contract Term (Contract Dollar Amount)
U.S. Bank Foundation Employee Matching Gift Program	U.S. Bank Foundation	Rockett Ewell	Transitional Housiing/Employment Services	925-942-2455	7/1/11-6/30/12 ($10,000); 7/1/12-6/30/13 ($10,000); 7/1/13-6/30/14 ($10,000); 7/1/14-6/30/15 ($10,000); 7/1/15-6/30/16
The Frank M & Gertrude R Doyle Foundation, Inc	Doyle Family Foundation MVK	Maryreed Roberts	Family Shelter	530-848-7906	1/1/11-12/31/11 ($100,000); 1/1/12-12/31/12 ($100,000); 1/1/13-12/31/13 ($25,000); 1/1/14-1/31/14 ($150,000); 1/1/15-12/31/15 ($150,000)
Wells Fargo Foundation	Wells Fargo Foundation MVK	Robin Hought	Transitional Housing/Employment Services	760-568-3460	1/1/11-12/31/11 ($10,000); 1/1/12-12/31/12 ($10,000); 1/1/13-12/31/13 ($10,000); 1/1/14-1/31/14; 1/1/15-12/31/15 ($25,000)
Rancho Casa Blanca Chapel Board	Rancho Casa Blanca	Dee Ryberg	Food Services	760-347-1999	1/1/11-12/31/11 ($1,500); 1/1/14-1/31/14 ($1,000); 1/1/15-12/31/15 ($1,000)
The Coeta & Donald Barker Foundation	Barker Foundation MVK	Nancy Harris	Server & Computers for Career and Ed Center	760-340-1162	7/1/15-6/30/16 ($25,328)
City of Palm Desert	CDBG-City of Palm Desert	Frankie Riddle	Windows at MVK	760-346-0611 X331	7/1/15-6/30/16 ($70,000)
County of Riverside Children & Families Commission	Children and Families Commission, First 5 Riverside Families in Crisis	Tammi Graham	Ages 0-5 Operating expenses	951-248-0014	7/1/11-6/30/12 ($364,298); 7/1/12-6/30/13 ($290,870); 7/1/13-6/30/14 ($333,079); 7/1/14-6/30/15 ($342,344) ; 7/1/15-6/30/16 ($351,890)
County of Riverside Children & Families Commission	Access and Quality Child Care	Arrin Banks	13 scholarship spaces to cover vacancies	951-248-0014	7/1/12-6/30/13 ($51,570); 7/1/13-6/30/14 ($56,482); 7/1/14-6/30/15 ($51,570); 7/1/15-6/30/16 ($51,570)

April 4, 2017

TO: John Thurman
EDA Development Manager – CDBG EG Programs

FROM: Anna L. Martinez
Director
Office on Aging

REG: Consultation Request – 2017-18 One Year Action Plan HUD CPD Funding

Dear Mr. Thurman,

Please find the information requested regarding your Consultation Request for 2017-18 One Year Action Plan for HUD CPD Funding. Please see specific responses below:

A. Provide a brief summary of current goals, objectives and effectiveness of the services and/or programs provided by your organization that are currently addressing the needs of the targeted populations.

The 2016-2020 Riverside County Area Plan on Aging developed by the Office on Aging includes four goals and many objectives and sub-objectives that address the needs of low income and senior populations (Pp. 89-109).

1. ***Goal I: "Access is Key": Enhancing Local and Community Based Services.*** Develop programs and participate in efforts that provide opportunities for older adults, persons with disabilities and target populations to access local and community based services; Advocate for policies and legislation, and coordinate with community partners to address systemic issues affecting older adults and persons with disabilities such as transportation and affordable housing. Specific objectives include,

    a. Provide leadership and expertise to the Riverside County aging network and other key stakeholders to improve the coordination and access to services.

    b. Explore funding opportunities for community-based initiatives and programs that expand existing services and develop future services.

    c. Actively participate in organizations, committees, and networks that are advocating for program and policy changes that improve the lives of older adults and persons with disabilities.

    d. Advocate for and develop new policies, procedures, programs and initiatives that improve access to community based services for targeted populations, such as low income older adults and minorities, LGBT individuals, limited English speakers, and those residing in rural areas.

2. ***Goal II: "Be Strong, Live Long"***: ***Campaign for Health and Wellness***. Empower older adults and those with disabilities to improve their health and quality of life through community-based activities and initiatives that focus on preventative services, health and wellness, chronic disease self-management, behavioral health, social activation and engagement, employment, nutrition, and lifelong learning. Specific objectives include,

    a. Provide information and education to encourage and promote healthy aging.

    b. Coordinate and collaborate with private and public organizations to promote all aspects of healthy and independent aging.

    c. Provide programming that supports health and wellness initiatives and increases opportunities for the older adult population to remain active and social.

    d. Advocate for an older adult's right to positive and healthy aging.

3. ***Goal III: "Aging on Your Terms"***: ***Independence, Person-Centered Care and Caregiving***
   Provide options for long-term services and supports (LTSS) and focus on disaster preparedness and elder justice issues, which allow older adults and persons with disabilities to preserve their independence and remain in their homes and communities for as long as possible; Provide essential support services, education and respite to caregivers; Advocate for caregivers, including grandparents raising grandchildren, who are a vital source for long term care and family and community stability. Specific objectives include,

    a. Improve and enhance the quality of life for older adults and persons with disabilities through caregiver support and improved access to services.

    b. Educate and empower older adults, persons with disabilities, and family caregivers to make informed decisions about managing existing health concerns, long-term care options and end of life preparation.

    c. Advocate for family caregivers including grandparents raising grandchildren, to increase support from county agencies and community organizations.

4. ***Goal IV: "Working Beyond Partnerships": Developing True System Integration***
   Work with existing and new community-based partners to strengthen infrastructure and service delivery system for older adults and persons with disabilities by increasing awareness, providing information and assistance and integrating access to services; Initiate or engage in collaborations and activities that increase the number of geriatric professionals and paraprofessionals in Riverside County and to educate

current providers about issues concerning older adults and persons with disabilities. Specific objectives include,

a. Improve service delivery to older adults and persons with disabilities and their caregivers by strengthening Office on Aging's organizational structure and providing support, training and education to agency staff.

b. Increase access to job opportunities and career paths that provide services to older adults and persons with disabilities to increase the number of geriatric professionals in Riverside County.

c. Develop information and marketing strategies to increase awareness about programs and services for older adults and persons with disabilities.

d. Improve the overall system of care by utilizing client and consumer feedback and evaluation in an effort to move beyond partnerships to true system integration.

B. Provide electronic copies of any reports, plans, or other pertinent strategies approved or adopted by your agency that address the needs of the targeted population (if available online, please provide the link).

a. Riverside County Area Plan on Aging. Please see attached approved copy. http://www.rcaging.org/Portals/0/uploads/Publications/Area_Plan_2016-2020.pdf?ver=2017-03-22-084927-517

b. Office on Aging 90 Day Report (May 2016) http://www.rcaging.org/Portals/0/uploads/Office_on_Aging_90_Day_Report.pdf?ver=2016-06-30-140604-687

c. Office on Aging Public Hearing Presentation: Overview of Office on Aging (See attached PDF)

d. Operational Strategic Plan (See attached PDF)

C. Identify your specific resources (e.g. federal/state grants) directed toward target populations.

The Riverside County Office on Aging relies heavily on funding through the Older Americans Act (OAA), to provide core services to the County's most frail and vulnerable older adults and persons with disabilities. The Office on Aging's budget is comprised of four revenue sources, including Federal (Older Americans Act) at 66%, State (Older Californians Act) at 14%, County Contributions (10%), and Donations and Other Local funding (10%) in FY 2015/16. Please see pages 11-17 of the Office on Aging 90 Day Report (attached) for more information.

RIVERSIDE COUNTY OFFICE ON AGING

SIX-MONTH STRATEGIC OBJECTIVES

January 18, 2017 – July 1, 2017 *(Revised 03/09/17- SMC)*

THREE-YEAR GOAL: *IMPROVE ORGANIZATIONAL EFFICIENCY AND EFFECTIVENESS*

WHEN	WHO	WHAT	STATUS			COMMENTS
			DONE	ON TARGET	REVISED	
1. March 9, 2017	Renee Dar-Khan (lead), Rachelle Roman, Stephen Geist, Traci Cornelius and Ricardo Hinestroza	Identify current measurement tools used by each unit to evaluate outcomes and present the results to the Leadership Team and Executive Team.	☑			
2. ~~March 15, 2017~~ April 20, 2017	Karla Kjos (lead), Rachelle Roman and Robin McCall	Develop a policy for the creation and use of department forms and present to the Leadership Team and Executive Team for approval.			☑	
3. ~~April 1, 2017~~ May 1, 2017	Rachelle Roman (lead), Mike Knight, Karla Kjos and Stephen Geist, with input from agency-wide focus groups	Develop and present to the Leadership Team and Executive Team for approval a plan to develop new policies and procedures, and revise, if needed, existing policies and procedures.			☑	
4. April 1, 2017	Jamiko Bell (lead), Mike Knight and Karla Kjos	Develop and present to the Leadership Team and Executive Team for approval a policy and procedure for quarterly units submission.		☑		
5. July 1, 2017	Jamiko Bell (lead), Mike Knight and Karla Kjos	Train staff and contractors/providers on the policy and procedure for quarterly unit submission.		☑		

THREE-YEAR GOAL: *ENHANCE SERVICES FOR OLDER ADULTS AND PERSONS WITH DISABILITIES AND THEIR CAREGIVERS*

WHEN	WHO	WHAT	STATUS			COMMENTS
			DONE	ON TARGET	REVISED	
1. ~~March 9, 2017~~ April 20, 2017	Mike Knight (lead), Jamiko Bell, Stephen Geist, Mary Hrinko and Traci Cornelius	Develop a Desert Operations Plan and present to the Leadership Team and Executive Team for approval.			☑	
2. May 1, 2017, to coincide with Older Americans Month	Mike Knight, working with the Materials Review Committee	Develop and implement an Office on Aging Media Campaign to increase awareness of the Office on Aging services.		☑		
3. May 15, 2017	Mike Knight, working with Program Leads (Stephen Geist, Robin McCall, Traci Cornelius, Renee Dar-Khan and Jamiko Bell)	Develop selection criteria and select 5 potential funding opportunities (one per lead) and present to the Leadership Team and Executive Team for consideration.		☑		
4. May 15, 2017	Karla Kjos (lead), Ricardo Hinestroza and Rachelle Roman	Develop a process for preparing and tracking the five selected funding opportunities.		☑		
5. June 1, 2017	Mike Knight, working with Direct Service Leaders	Develop and present to the Leadership Team and Executive Team for approval a plan and timeline to conduct internal program and case review audits for the Direct Service Programs.		☑		
6. July 1, 2017	Traci Cornelius (lead), Mary Hrinko and Mike Knight	Assess the success of BRI case management and present findings and recommendations to the Leadership Team and Executive Team.		☑		

THREE-YEAR GOAL: *IMPROVE INTERNAL AND EXTERNAL COMMUNICATION*						
WHEN	**WHO**	**WHAT**	**STATUS**			**COMMENTS**
			DONE	ON TARGET	REVISED	
1. May 1, 2017	Renee Dar-Khan and Leo Harrison	Develop and conduct an in-service training, like “crucial conversation” for the Leadership Team and all staff.		☑		
2. July 1, 2017	Traci Cornelius (lead), Renee Dar-Khan and Leo Harrison	Conduct a minimum of three presentations for non-traditional community partners to increase awareness of the Office on Aging Services.		☑		
3. July 1, 2017	Jamiko Bell and Anna Martinez	Conduct an Organizational Climate Survey, and analyze and share the results, with recommendations, to the Leadership Team and Executive Team.		☑		
4. July 1, 2017	Rachelle Roman, working with the Program Leads	Develop a department-wide FY 2015-2016 Report of major accomplishments.		☑		

THREE-YEAR GOAL: *ENHANCE EFFECTIVE USE OF TECHNOLOGY*						
WHEN	**WHO**	**WHAT**	**STATUS**			**COMMENTS**
			DONE	ON TARGET	REVISED	
1. ~~April 1, 2017~~ May 1, 2017	Renee Dar-Khan (lead) and Mike Knight	Research information sharing options (e.g., Sharepoint and Intranet) and make a recommendation to the Leadership Team and Executive Team for consideration.			☑	
2. April 15, 2017	Rachelle Roman (lead) and Stephen Geist	Research and establish videoconference capability with the Desert Office.		☑		
3. July 1, 2017	Karla Kjos (lead), Mike Knight and Renee Dar-Khan	Conduct a RFP and recommend to the Leadership Team and Executive Team a vendor for implementation of an integrated data system.		☑		
4. July 1, 2017	Mike Knight (lead) and Karla Kjos	Explore the use of technology for field operations (e.g., mobile devices) and make a recommendation to the Leadership Team and Executive Team for consideration.		☑		

THREE-YEAR GOAL: *ATTRACT, DEVELOP AND RETAIN QUALITY STAFF*						
WHEN	**WHO**	**WHAT**	**STATUS**			**COMMENTS**
			DONE	ON TARGET	REVISED	
1. At the monthly Leadership Team meeting	Anna Martinez and the Leadership Team	Read and discuss the book "FYI" and one member of the Leadership Team will make a presentation on two of the 22 selected competencies.		☑		
2. May 1, 2017	Robin McCall (lead), Rachelle Roman and Traci Cornelius	Explore and recommend to the Leadership Team and Executive Team support for staff to obtain licensure (LCSW, LMFT).		☑		
3. July 1, 2017	Robin McCall and Traci Cornelius (co-leads), Leo Harrison, Jamiko Bell and Mary Hrinko	Explore strategies and develop and present to the Leadership Team and Executive Team a proposal to train and develop a gerentological workforce.		☑		

Voices for Children's volunteer Court Appointed Special Advocate (CASA) program in Riverside County

Board of Directors FY2016-2017

Jill Skrezyna, *Chair*
William B. Sailer, Esq., *Vice Chair*
Ted Tchang, *Treasurer*
Ann Parode Dynes, *Secretary*
David Bialis, *Past Chair*
Stephanie Bergsma
Rochelle Bold, Esq.
Annette Bradbury
Nancy Banning Doyle
Gina Ellis
Holly Ellison
Lisette Farrell
P. Randolph Finch, Jr., Esq.
AnneElise Goetz
Jennifer Greenfield
The Hon. Susan D. Huguenor (ret.)
Richard Kintz, Esq.
George Lai
Kristen Livingston
Jennifer O'Connell
Dick Pfister, CAIA®
Katie Sullivan
Haeyoung Kong Tang, Ph.D.
Donald E. Willis
Lise N. Wilson, Esq.
Dale E. Yahnke, CFA, CFP®
Lany Zikakis

Community Ambassadors Council FY2016-2017

Lauree Sahba, *Chair*
David E. Archambault
Kathryn F. Ashworth, Esq.
David Bruce
Holly Bruce
Vicky Carlson
Mindy Fletcher
Mark Gleiberman
Patricia Hughes
Craig A. Irving
Dave Jackson
Jimmy Janacek
Yolanda Janacek
Richard Kelley
Marina Marrelli
David Marino
Patsy Marino
Susan McClellan
Eleanor Navarra
Julian Parra
Claire Reiss
Sheryl Scarano
Cecil H. Steppe
Pamela S. Wygod

Sharon M. Lawrence, Esq.
President/CEO

The Need

Every child should live free from harm, but sadly, an estimated 5,500 Riverside County children spend time in the foster care system each year after experiencing abuse, neglect, or abandonment by the very people responsible for their care—their families. While our local foster care system is made up of many compassionate and dedicated professionals, the system is underfunded and overburdened. There simply are not enough resources to give every child the individual care and attention they need any deserve.

The Solution

Voices for Children (VFC) offers a solution. VFC transforms the lives of abused children by providing them with volunteer Court Appointed Special Advocates (CASAs). For 37 years in San Diego County, VFC has made a significant difference in the foster care crisis and in February 2015, the agency reestablished a new CASA program for Riverside County following the court termination of the contract previously held by another nonprofit agency. The decision to expand our operations to Riverside County came easily for VFC—we couldn't allow the foster children there to be denied access to the life-changing advocacy that only a CASA can provide. In November 2014, the VFC Board of Directors voted to expand services, and by February 2015, work was underway to bring the successful VFC model of recruiting, training, and supervising CASAs to advocate on behalf of Riverside County foster children in Court and in the community.

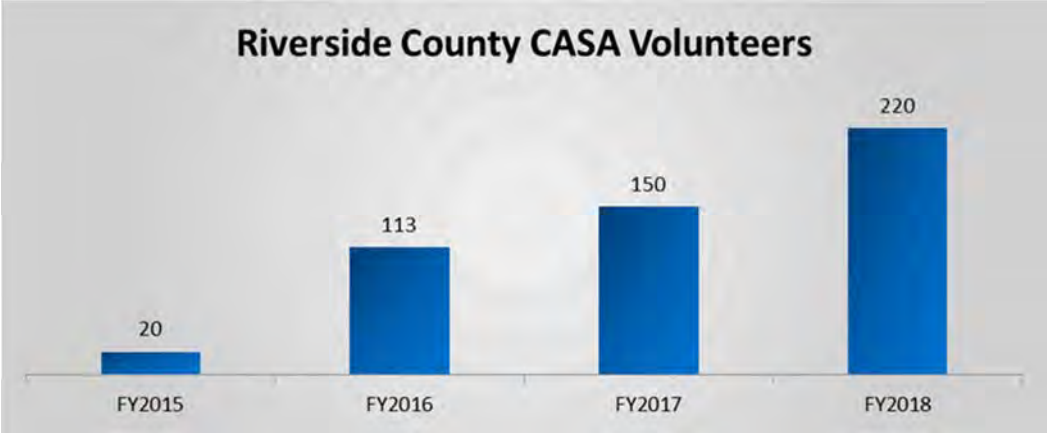

5555 Arlington Avenue, Riverside, CA 92504
T (951) 472-9300 F (858) 569-7151

The first class of Riverside CASA volunteers, comprised of 20 new and reinstated advocates, graduated on June 10, 2015. By September 30, 2015, VFC graduated 56 CASA volunteers from Advocate University, and of those, 52 advocates were actively serving 72 foster children, with four CASAs waiting to be assigned a case. As a result of the CASA program's early success in Riverside County, VFC's Board of Directors voted to renew the contract with the Judicial Council.

Our Impact in Riverside County

With a staff of one Program Manager and three Advocacy Supervisors, VFC's CASA program in Riverside County served 140 children with 113 specially trained CASAs during FY2015-2016. During FY2016-2017, our goal is to serve 100 more children with the individualized advocacy of a CASA. By FY18, the agency hopes to serve 350 children. While these service goals in the coming years are certainly ambitious, VFC is strategic in moving forward with steady, sustainable growth, and setting an appropriate pace to evolve structurally in order to prioritize the quality of our service provision for these children. VFC has launched a targeted marketing campaign aimed at CASA volunteer recruitment and is expanding its staff to include a full time Director of Training who will help to manage the influx of volunteer inquiries and increased attendance at CASA information sessions and training workshops. In addition, VFC plans to hire an additional Advocacy Supervisor in the near future to manage the advocacy work of 40-45 volunteer CASAs.

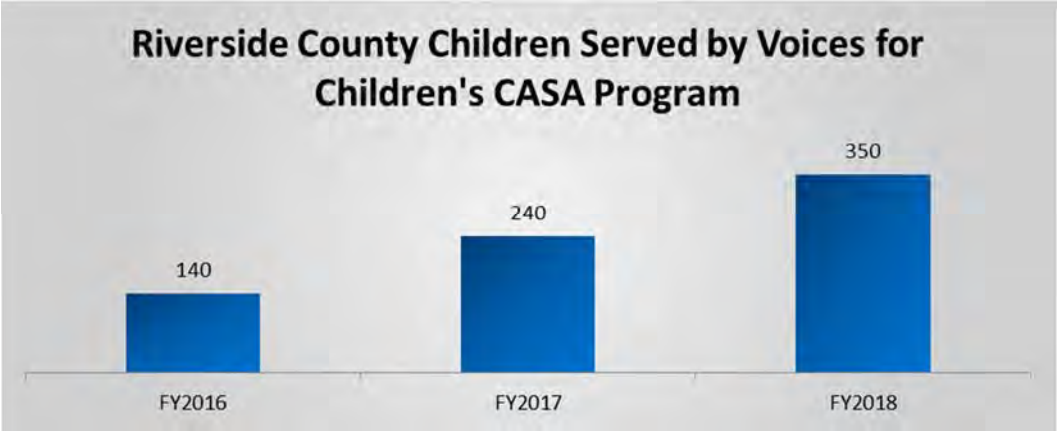

To determine growth projections, VFC carefully analyzes data through our sophisticated relational database, CASA Manager. The program stores a wide variety of information including number of new cases, each child's elapsed time in the system, factors for entering the system, details about the child's medical and psychological well-being, and reasons for a case closure – such as reunification, adoption, or guardianship. CASA Manager also holds information about each CASA volunteer, their training progress, notes from screening interviews, and case assignments. VFC analyzes the data in many ways, and uses it to plan programmatic changes and to set realistic service goals.

CASA Program Activities in Riverside County

Unlike foster care professionals who are inundated with cases, VFC's CASAs are dedicated to a single child or sibling group. For this reason, CASAs are able to devote the time to get to know their case child in depth, meet with all of the relevant stakeholders in their lives,

work with VFC's professional staff to design detailed case plans for them, and present reports to dependency court judges containing informed recommendations to secure the best outcomes for each child. A CASA's recommendations in Court can have a tremendous impact on a foster child's life by helping the judge to make important decisions regarding the child's education, medical care, specialized services, and permanent home placement.

VFC's CASA program contains several subcomponents, all designed to contribute to foster children's development, productivity, and wellbeing as they move through various life stages:

***Volunteer Recruitment:** VFC reaches out to the community to recruit CASA candidates using concerted diverse and extensive program of branding messages, collateral, social networking, and advertising. Through our volunteer recruitment efforts, VFC informs the community of the plight of abused and neglected children in Riverside County, and the need for ordinary citizens to step up to be CASAs.

* **Advocate University:** CASAs complete 35+ hours of training through VFC's Advocate University, offered in a combination of online and classroom presentations through evening and Saturday classes. Completion of training is celebrated by a VFC graduation ceremony in which CASAs are sworn in by a judge.

* **Foster Child Case Management:** With the counsel and support of their VFC Advocacy Supervisors, CASAs get to know their assigned foster children, find resources to help them, and develop case plans for their time in foster care. They also write extensive reports and appear in Court to help judges understand and implement what is best for the child.

* Services to **Infants & Toddlers:** The youngest foster children, ages newborn to five years, are the most needy and vulnerable children in the system. VFC assigns CASAs to these infants and toddlers in order to expedite "forever homes" where children can heal from the devastating impact of abuse.

*** Education:** The trauma of abuse and the chaos of frequent moves in foster care often wreak havoc on a child's education and can set them back four to six months in their progress. CASAs help ensure that students receive educational services. They meet with teachers and counselors to help reduce skill gaps, obtain IEPs, track down lost credits, and avoid school failure. Education and its path to employment are crucial to the future of foster children.

* **Transitional Age Youth (TAY) Program:** This program focuses on the needs of older foster youth, ages 16-21, to help prepare them for adulthood outside of the foster care system. CASAs help these young men and women with graduation requirements, college or job applications, budgeting, and other independent living skills crucial in order to avoid homelessness, unemployment and worse.

Voices for Children is grateful for the Community Development Block Grant funding from the County of Riverside, which has enabled us to provide life-changing advocacy services for the County's foster children in court, the classroom, and the community. Together, we can change the foster care experience for these abused and neglected children and help to create happier childhoods and brighter futures.

Fair Housing Council
of Riverside County, Inc.

3933 Mission Inn Avenue, Riverside, CA 92501
P.O. Box 1068, Riverside, CA 92502-1068
(951) 682-6581 • (800) 655-1812 • FAX (951) 682-0262
E-mail: fhcrc@fairhousing.net • www.fairhousing.net

Janet Green, President
Board of Trustees Chair
Riverside Community
College District

Dr. Lulamae Clemons,
Vice President
Retired Health Educator

John Start, Vice President
Retired City of Riverside
Police Department

Tony Mize, Treasurer
Vice President, National
Community Renaissance

Alisha Wilkins,
Board Secretary
Consultant, Empire
Consulting Group

Frank McCloud,
Board Member
Retired USAF/
Civil Service

Steve Uhlman,
Board Member
Retired County of
Riverside Environmental
& Public Health

Eric Frazier,
Board Member
President and CEO
The Power Is Now, Inc.

Rose M. Mayes,
Executive Director

Palm Springs
655 N. Palm Canyon
Palm Springs, CA 92262
(760) 864-1541
(800) 655-1541

Corona Office
650 S. Main Street
Corona, CA 91720
(951) 371-6518

Moreno Valley Office
23890 Alessandro Blvd.
Suite A1
Moreno Valley, CA 92553
(951) 653-8314

January 24, 2017

John Thurman
Riverside County Economic Development Agency
P.O. Box 1180
Riverside, CA 92502

Re: Consultation Request – 2017-18 One Year Action Plan for HUD CPD Funding

Dear Mr. Thurman:

This letter is in response to your request dated January 6, 2017 for information in preparation of your 2017-18 One Year Action Plan (OYAP) of the 2014-2019 Consolidated Plan as required by the U.S. Department of Housing and Urban Development. The information that we provided last year is still valid and you may apply it again this year to your 2017-18 OYAP.

If you need any additional information, please do not hesitate to contact us.

Sincerely,

Rose Mayes
Executive Director
Fair Housing Council of Riverside County, Inc.

Enclosures

Fair Housing Council
of Riverside County, Inc.

3933 Mission Inn Avenue, Riverside, CA 92501
P.O. Box 1068, Riverside, CA 92502-1068
(951) 682-6581 • (800) 655-1812 • FAX (951) 682-0262
E-mail: fhcrc@fairhousing.net • www.fairhousing.net

Janet Green, President
Board of Trustees Chair
Riverside Community
College District

Dr. Lulamae Clemons,
Vice President
Retired Health Educator

John Start, Vice President
Retired City of Riverside
Police Department

Tony Mize, Treasurer
President, Workforce
Homebuilders, LLC

Alisha Wilkins,
Board Secretary
Consultant, Empire
Consulting Group

Frank McCloud,
Board Member
Retired USAF/
Civil Service

Steve Uhlman,
Board Member
Retired County of
Riverside Environmental
& Public Health

Eric Frazier,
Board Member
President and CEO
The Power Is Now, Inc.

Rose M. Mayes,
Executive Director

Palm Springs
655 N. Palm Canyon
Palm Springs, CA 92262
(760) 864-1541
(800) 655-1541

Corona Office
650 S. Main Street
Corona, CA 91720
(951) 371-6518

Moreno Valley Office
23890 Alessandro Blvd.
Suite A1
Moreno Valley, CA 92553
(951) 653-8314

April 8, 2016

Via E-Mail
jthurman@rivcoeda.org

John Thurman
Riverside County Economic Development Agency
P.O. Box 1180
Riverside, CA 92502

Re: Consultation Request – 2016-17 One Year Action Plan for HUD CPD Funding

Dear Mr. Thurman:

This letter is in response to your request dated February 1, 2016 for information in preparation of your 2016-17 One Year Action Plan (OYAP) of the 2014-2019 Consolidated Plan as required by the U.S. Department of Housing and Urban Development. The following is the Fair Housing Council of Riverside County, Inc.'s response to your request.

1. ***Provide a brief summary of current goals, objectives, and effectiveness of the services and/or programs provided by your organization that are currently addressing the needs of the targeted populations.***

The Fair Housing Council of Riverside County, Inc. ("FHCRC") strives to carry out the purpose of the Fair Housing Act through its mission to "Provide comprehensive services which affirmatively address and promote fair housing rights and further housing opportunities for all persons without regard to race, color, national origin, religion, sex, familial status, disability, ancestry, marital status or other arbitrary factors." FHCRC provides comprehensive educational and counseling services in seven areas. Each area aligns closely with HUD's goal of affirmatively furthering fair housing and other strategic goals:

1. Testing: FHCRC recruits, hires and trains testers to perform systemic investigations on housing rental, sales, and lending practices. The tests

are analyzed to detect possible instances and patterns in discrimination based on disability, race, national origin, and familial status.

2. Referral and Enforcement: FHCRC refers numerous housing discrimination complaints to HUD and DFEH per year for enforcement, mediation or conciliation. FHCRC also refers numerous complaints to private attorneys for litigation.

3. Partnership: FHCRC partners with various local agencies, community groups and organizations that reflect the communities served by FHCRC, including neighborhood groups (located in low and moderate income communities), advocacy groups, and social service groups. FHCRC uses these partnerships to promote fair housing services and to identify, address and remove discriminatory barriers to housing choices and to expand housing opportunities for residents of Riverside County.

4. Education: FHCRC conducts Fair Housing training to individuals and organizations in the community in an effort to provide a comprehensive understanding of Fair Housing laws, lending discrimination and predatory lending. Participants are taught how to identify and report housing discrimination. These educational sessions also serve as an outreach tool because participants routinely make referrals to FHCRC for services. FHCRC also provides information and education to project developers and builders on Universal Design and visitability standards in an effort to increase the supply of affordable housing for persons with disabilities and the elderly. Every year, FHCRC hosts its annual Housing Conference that is attended by hundreds of individuals, including regional and local representatives, affordable housing developers, and other local groups. The conference provides numerous workshops where important housing issues and trends are discussed.

5. Outreach: FHCRC conducts outreach by distributing and collecting surveys to identify and target potential problem areas and by distributing written materials to educate and to promote available housing services.

6. Fair Housing and Landlord/Tenant Counseling: Telephone and walk-in clients are counseled by FHCRC staff regarding their options in pursuing housing discrimination complaints. Such options include conciliation, investigation or filing a complaint with DFEH, HUD and/or a private attorney. FHCRC also works to educate, enforce and mediate landlord/tenant disputes.

7. Homebuyer Education/Foreclosure Prevention/Financial Education: FHCRC works to educate potential homebuyers and to help distressed homeowners maintain their homes by conducting First-Time Homebuyer classes, hosting Town Hall meetings, conducting outreach, and providing education to individuals. These classes and meetings stress general homebuyer education and include thorough discussions of fair housing laws, budgeting, credit and mortgage scams. FHCRC also provides one-on-one counseling to individuals whereby FHCRC counselors are able to identify the needs of the individual and create a personalized plan to solve their issues.

As a result of the programs and services provided by FHCRC, individuals and households receive vital information regarding their housing rights, receive conciliation services and obtain referrals for additional assistance. The education provided to tenants on Fair Housing laws provides them with knowledge of their rights and educates them on available options when they believe they have been the target of discrimination. The services provided to renters and housing providers will not only prevent individuals from becoming victims of

housing discrimination, but will also assist all persons in obtaining equal housing opportunities. FHCRC's efforts in education, outreach, counseling and enforcement of these housing matters have contributed to the decrease of housing discrimination and the promotion of fair housing education and choices.

2. ***Provide electronic copies of any reports, plans, or other pertinent strategies approved or adopted by your agency that address the needs of the targeted population (if available online, please provide the link).***

See attached White Paper

3. ***Identify your specific resources (e.g. Federal/State grants) directed toward the Targeted Populations.***

1. CDBG County
2. CDBG County Property Grant
3. CDBG Riverside
4. CDBG Palm Springs
5. CDBG Corona
6. CDBG Hemet
7. CDBG Menifee
8. CDBG Moreno Valley Fair Housing
9. CDBG Moreno Valley Landlord/Tenant
10. CDBG Palm Desert
11. CDBG Temecula

12. Rural Assistance Community (RCAC)

13. Keep Your Home Covered California

14. Comp Counseling HUD

15. Fair Housing Initiative Program (FHIP)

16. Fair Housing Initiative Program EOI Lending

17. Wells Fargo Bank

18. Bank of America

If there is any additional information you require from us, please do not hesitate to contact our office at (951) 682-6581.

Sincerely,

Rose Mayes

Rose Mayes, Director
The Fair Housing Council of Riverside County, Inc.

Attachment

cc: Mary Viafora (mviafora@rivcoeda.org)

Economic Development

RIVERSIDE COUNTY
Moving Business Forward

MISSION AND PURPOSE:

Economic Development for Riverside County is a collaborative partnership between the County's Economic Development Agency (EDA), its 28 cities, and several regional Economic Development Corporations for the purposes of implementing business-friendly attraction and retention programs. The partnership is called Team Riverside County (TRC). Collaboration and leveraging financial and human resources are the cornerstone principles guiding the program. TRC's main objectives are to promote Riverside County's business opportunities to national and international markets, develop effective networks within industry sectors, and business and entrepreneurial capacity building.

Successful project highlights year to date for 2016-17 include:

- Facilitating $7 million of Industrial Development Bond financing for Spectra Color manufacturing facility purchase in Lake Elsinore.
- Assisting Prism Aerospace with acquisition of new facilities in Riverside for manufacturing operations. $15 million capital investment and 250 jobs.
- Facilitate Ampharco USA's purchase of a vitamin supplement manufacturing facility in French Valley. 60 jobs are projected.
- The U.S. Small Business Administration designated the Economic Development Agency as the host of the Coachella Valley Small Business Development Center (SBDC) which provides small business consulting and technical assistance to new and existing businesses.
- Riverside County won two Awards of Merit for the Business Process Improvement/Layoff Aversion program and the partnership with Riverside Public Utilities partnership for the Riverside Community Hospital expansion project.
- Riverside County received an Award from the Inland Empire Economic Partnership for the Coachella Valley Small Business Development Center in the Cooperation among Cities, Counties, Agencies category.
- Calavo/Renaissance Food Group a large food manufacturing company purchased a facility in Riverside, bringing with them 350 jobs.

BUSINESS FINANCING

The Economic Development Agency can help facilitate financing for businesses through a variety of programs including:

- Small Business Administration Loans
- Industrial Development Bond Financing for Manufacturers
- EB-5 Foreign Direct Investment
- Venture Capital
- Recycling Market Development Zone Loans

Key Highlights:

- Facilitated $25 million financing for Linfield Christian School in Temecula
- Pending - $7 million of financing for Spectra Color manufacturing facility in Lake Elsinore
- Pending – Financing for Rancho Community Reformed Church Private School

FAST TRACK

As part of its ongoing effort to become the most business-friendly county in the state, the County of Riverside instituted a strike force of development-related departments to begin a process improvement program designed to assist businesses engaged in the County's land use and permitting processes.

Key accomplishments to date:

In fiscal year 2016-17 to date, EDA launched **3** new commercial and industrial Fast Track projects delivering the following economic impacts:

- 118 full-time permanent jobs
- $46 million capital investment
- $30,000,000 taxable sales
- KTM North America received County approvals and will begin construction this year on their new test track and corporate facility.
- Denny's Restaurant in Mecca received building permits to begin construction of a full-service sit down restaurant on the 86 Expressway.
- White's Steel received building permits to facilitate move from downtown Indio to Thermal that will allow business much needed room for expansion.

RIVERSIDE COUNTY BUSINESS CENTERS – RIVERSIDE AND INDIO

The Riverside County Business Centers are designed to provide a physical space for EDA's business attraction and retention efforts and to facilitate real time business concierge services for the community and regional stakeholders. The Centers also provide arts and tourism related information to clients who wish to know more about the many cultural and recreational amenities the region offers.

The Centers hosts business assistance seminars which are hosted by:

- TriTech Small Business Development Center (SBDC)
- Inland Empire SBDC
- Coachella Valley Women's SBDC
- State Board of Equalization
- Office of Foreign Trade
- UCR Center for Economic Forecasting and Development

The Centers are also used by technology meet-up groups who need an after-hours location for their meetings. The Business Center has hosted over **729** customers including business owners, foreign delegations, and high-tech entrepreneurs.

NEW Coachella Valley Business Center

- Grand Opening of Center held August 29, 2016
- 8 business recruitments have been held with local businesses
- 52 business counseling sessions conducted

TRADESHOWS AND SPECIAL EVENTS

The Economic Development Agency promoted Riverside County to business decision makers at the following key venues:

- International Council of Shopping Centers in Las Vegas, Nevada
- ICSC Western Deal Making in San Diego, California

CALIFORNIA COMPETES TAX INCENTIVE PROMOTION

The State of California offers the California Competes Tax Credit which provides an income tax credit for companies that are growing and expanding in California. The Economic Development division has actively promoted the tax credit to the business community which thus has resulted in **17** companies receiving **$11.8 million** in tax credits. Those companies will create **3,933 jobs** and invest over $**579 million** in Riverside County.

SMALL BUSINESS ASSISTANCE SERVICES

The Economic Development division partners with the Inland Empire and TriTech Small Business Development Centers to offer numerous consulting services to the County's business community. These organizations had the following economic impact to date:

- New Business Created – 25
- Jobs Created – 59
- Jobs Retained – 24
- Total Loans (17)
    - SBA loan (8) - $1,334,090
    - Non-SBA Loan (9) - $944,740
- Equity Capital - $5,931,641
- Clients counseled Riverside county – 585
- Training events – 29
- Training attendees - 654

Business Seminar Series

Assisting business access the myriad services available to them is a key principle of the division's goals and objectives. Economic Development continued its business seminar series by partnering with the TriTech Small Business Development Center, Inland Empire Small Business Development Center, the City of Riverside, and the Coachella Valley Women's Business Center to deliver topical seminars on topics such as:

- How to Start a Business
- Small Business Financing
- Quickbooks for Small Businesses

Seminars were held in Riverside, and attracted business owners who learned about important resources and tools that help businesses.

Coachella Valley Small Business Development Center

In the 2016/17 fiscal year, EDA began its first year as the operator of the Coachella Valley Small Business Development Center (SBDC) on behalf of the U.S. Small Business Administration and SBDC Lead Center, Cal State Fullerton. EDA will receive over $200,000 in annual funding to provide in-depth, high-quality assistance to small business owners and prospective small business owners in complex areas that require specialized expertise.

These areas may include, but are not limited to:

- Financing and Accounting
- Business Regulation and Taxation
- Venture Capital Formation
- Procurement
- Human Resource Management
- Economic and Business Data Analysis
- Technology Transfer
- New Product Development
- Business Law and Referral
- Exporting
- Site Selection
- Management Structure
- Marketing

Key accomplishments:

- Small Business Administration metrics for fiscal year to date:
    - 35 Business Starts
    - 140 Long Term Clients served
    - $12,000,000 of Capital Infusion obtained for clients
    - 81 small business clients have been counseled in 254 counseling sessions for a total of 482 contact hours
- Eight business consultants recruited to provide services to businesses within services area from Cabazon to Blythe
- Partnered with SCORE, Women's Business Center, SBA for training sessions
- Launched Small Business Forum- four-part seminar series for small business owners
- Presenter at State of California's Employment Development Department's VETNet workshop
- Panel participant at Inland Empire Micro-Enterprise Collaborative event in Palm Springs
- Attended ACCION Stakeholders round table discussion on new initiatives
- Attended Latino Mixer at 29 Palms Casino- over 300 hundred people attended and contacts were made for information about services provided

COUNTY EGIS SUBCOMMITTEE

The Economic Development division is a member of the County's EGIS subcommittee and is working to further the implementation of map-based and data driven tools into economic development efforts. Of particular note has been the deployment of story maps and map journals into the division's efforts.

REVOLVING LOAN PROGRAM

In fiscal year 2016-17, EDA began the implementation of small business $1.5 million loan fund program after receiving a grant from the U.S. Economic Development Administration. This program will allow EDA to offer a much needed source of capital for small businesses that are growing and expanding in Riverside County. This program leverages $300,000 of County funds paired with the $1.2 million grant.

Key accomplishments:

- Developed a loan committee to review loan applications
- Partnered with the Small Business Administration Lead Center, Cal State Fullerton, to provide underwriting services for loan requests.

STRATEGIC PARTNERSHIPS & ORGANIZATIONAL LEADERSHIP

Riverside County's involvement has forged critical partnerships with internal and external partners that allow it to be on the forefront of economic development activity at the state and local level. Involvement in these organizations yields tremendous benefit to the county in the form of lead generation, policy formulation, and capacity building. Because of its expertise in Economic Development, EDA is frequently sought to participate in strategy development and planning with a number of statewide and local organizations

Partners include:

- Governor's Office of Business and Economic Development
- UCR School of Business Center for Economic Forecasting and Development
- California Association for Local Economic Development
- Inland Empire Economic Partnership
- Economic Development Coalition of Southwest California
- Coachella Valley Economic Partnership
- Riverside County Innovation Alliance

East Valley Coalition

In 2015, the cities of Coachella, Indio, La Quinta and the County of Riverside formed a partnership in order to conduct regional economic development activities. The Coalition has defined measures and outcomes within a formalized structure. EDA manages markets and administers economic development programs and projects in the eastern Coachella Valley. Activities of the East Valley Coalition include:

- Serve as a clearinghouse for small business assistance to aid start-up and business expansion efforts;
- Assist with the coordination and targeting of available federal, state and local incentive and development programs;
- Provide technical assistance and relevant demographic data via the agency's Business Intelligence Team;
- Serve as a lead generation source for new business investment and primary source of contact for companies exploring the eastern Coachella Valley region;
- EVC has established a physical location in the Workforce Development Center in Indio. As a partner with EDA and the Coachella Valley Small Business Development Center, the EVC is positioned to help small business startups, expansions and retentions.
- EVC expanded original membership to include Imperial Irrigation District, Empire Polo Club, Cabazon Tribe of Cahuilla Indians, and the Southern California Gas Company. New partners include Coachella Valley Economic Partnership, other local Tribes, real estate brokers and developers, governmental and professional business organizations.
- Retail Development- EVC brought three new retail businesses to City of La Quinta. EVC has identified all available retail sites in the region and has attended International Council of Shopping Centers (ICSC) shows in Las Vegas and San Diego to promote east valley. EVC is working closely with each of the three cities to develop "Old Town" Districts within each Cities.

- Industrial Development- EVC is working with two industrial users in Indio and one industrial project on Tribal land. EVC has identified all industrial sites within the boundaries, added collateral materials to the EVC website and attended conferences focused on industrial business development.
- Tourism/Attraction- EVC partnered with the Palm Springs Convention & Visitors Bureau, three Cities and Tribal Leaders to form the East Valley Advisory Board, and is involved in tourism attraction throughout the region.
- Marketing-Regional Branding-The EVC has established itself as a recognized "brand" with identifiable logo, signage and website at www.eastvalleycoalition.org. EVC website page has been expanded to be hands on with blogs and podcast capability. EVC has a social media presence on Facebook with over 200 followers, and will soon be active on Twitter.

Economic Development Capacity Building

The Division contributed over $200,000 to the following regional and specialized agencies to provide additional programs and services that reinforce EDA's economic development objectives:

- Inland Empire Small Business Development Center
- Temecula Valley Wine Growers Association
- Temecula Valley Balloon & Wine Festival Association
- Coachella Valley Economic Partnership
- Tri-Tech Small Business Development Center
- Cal State San Bernardino Spirit of the Entrepreneur Awards
- Cal State San Bernardino Report on Business
- Inland Empire Economic Partnership
- University of California, Riverside Center for Economic Development and Innovation

RIVERSIDE COUNTY CENTER FOR DEMOGRAPHICS

The Riverside County Center for Demographics/Business Intelligence (BI) center is the research and GIS division of the Riverside County Economic Development Agency (EDA). BI supports the data and mapping needs of the various divisions that comprise EDA. BI also responds to custom research and technical assistance requests from data users in general, such as business, education, nonprofits and government. BI informs site selection, planning, policy, grant writing, decision-making and reporting.

Custom Research

Business Intelligence responded to **57** custom research requests for data in from the following EDA divisions.

- Community Services Division
- Economic Development
- Executive Management
- Marketing
- Workforce Development

BI also responded to **33** custom research requests for data users external to EDA. Some of these customers are listed below.

- CB Richard Ellis
- City of Riverside
- Coachella Valley Economic Partnership
- Riverside University Health System
- The Mission Inn Hotel & Spa
- University of California, Riverside

GIS Mapping

Business Intelligence responded to 7 requests for web maps from the following customers.

- Community Services Division
- Economic Development
- Marketing
- Workforce Development

These web maps included the following.

- County Service Areas Boundaries and Parcels
- Labor Force
- Logistics Industry
- Salton Sea 2012 Air Quality Incident
- Workforce Development Partners

Two draft web maps were also completed for the California Air Resources Board Relocation Collaborative Project. One of the web maps presents national, state and regional parks in Inland Southern California, while the other one presents educational resources from preschools to universities in the Riverside area.

The Poverty web map was also updated for Workforce Development. This web map is used as a means of establishing eligibility for Youth Programs.

BI also responded to 5 requests for static maps from for the following customers.

- Community Service Division
- Project Management
- Workforce Development

Demographics Page

Business Intelligence maintained the Demographics Page and updates monthly, quarterly and annual reports. These reports include the following.

- Census Reports
- Consumer Price Index
- Dashboard
- Labor Force
- Population Reports
- Riverside County Average Home Prices

- Taxable Sales

A Map Gallery was also created on the Demographics Page where BI posts web maps it creates. There are currently 14 web maps posted on the Map Gallery.

Major Employer Survey

A major employer survey was completed. Thirty four employers were surveyed to obtain their employee counts for BI to generate a major employers list for Riverside County.

Strategic Partnerships

Business Intelligence participates in strategic partnerships to further economic development in the County. BI participated in the partnerships listed below.

- California Air Resources Board Relocation Collaborative
- Inland Empire GIS Users Group
- GIS Day
- Technical Users Group
- UCR Center for Economic Forecasting and Development

Riverside Workforce Development Board

#	Riverside County Workforce Development Regional Goals for Training & Education	Intended Outcome
1	**Accessibility & Inclusion:** Expand access points as well as services for special populations using career pathways as an effective strategy for developing the skills of customers with multiple barriers. Connections with regional partners will also continue to be expanded through formal and informal agreements to ensure accessibility for all customers.	• Meet the current and future workforce needs of targeted and key industry sectors. • Significantly reduce the number of long-term unemployed and disconnected young adults and other groups that lack access to the workforce.
2	**Business Services & Job Quality:** Create a regional branding strategy with a single voice to outreach to business and continue to increasing engagement. Use current models such as SlingShot, to create career pathways, customized training to upskill incumbent workers, and create the pipeline of qualified workers that employers need.	• Engage industry partners in robust ways to inform training needs, curriculum, and skills gap issues. • Meet the current and future workforce needs of targeted and key industry sectors.
3	**Career Pathways:** Cross-train regional partners on available career pathways and establish a system for co-enrollment. Several successful models exist throughout the region but not all are coordinated efforts between partners. Expand career pathways to add stackable credentials that can move the workforce from entry-level positions to mid-level skilled/wages positions and higher.	• Significantly reduce the number of long-term unemployed and disconnected young adults and other groups that lack access to the workforce. • Meet the current and future workforce needs of targeted and key industry sectors.
4	**Co-Enrolling Special Populations:** Increase co-enrollments to benefit all customers, in particular IWD, OSY, ex-offender, low income and ELL. Regional partners will seek to expand current monthly meetings attended by IRC and DOR to establish a systematic co-enrollment process that involves all strategic partners serving mutual customers.	• Significantly reduce the number of long-term unemployed and disconnected young adults and other groups that lack access to the workforce.
5	**Education, Upskilling, Industry-Valued Credentials and Apprenticeships:** Ensure the participation of industry in designing the curriculum and overall training programs to ensure credential earned is valued by hiring employers.	• Expand the use of apprenticeships as a work-based learning strategy • Meet the current and future workforce needs of targeted and key industry sectors.
6	**Industry Sector Strategies:** Continue using industry specialists hired for the region to identify growth industries and workforce needs using current best practices, such as SlingShot, and focusing on engaging business leaders in key businesses.	• Continue to establish and bring recognition to the WDB as the focal point between employees, employers, education, economic and community development.
7	**Regional Assessment & Oversight:** Establish regular IERPU partner meetings and integrate into current meetings, as appropriate, to assess accomplishments and effectiveness of regional plan.	• Significantly reduce the number of long-term unemployed and disconnected young adults and other groups that lack access to the workforce.

Riverside Workforce Development Board

Services & Service Strategies

Youth Workforce Development Activities

The RC's eligible youth population face challenges and barriers to economic security and empowerment that include high rates of poverty, unemployment, teenage pregnancy, drug use and gang involvement. Community collaborations have established an integrated service system, to meet the needs of youth, continue to improve educational attainment, provide CTE, provide work experience, prepare them for the work environment, and transition them to post-secondary education. The RCWDB developed a youth system that implemented a holistic approach to services in order to address the multiple barriers they face. Services including: juvenile diversion, gang prevention, alternative education, HSEE preparation, health and mental health services, job readiness, career counseling, adult mentoring, job placement, occupational skills training, career pathways/bridge programs, school-to-career, substance abuse counseling, and youth development. The RCWDB also adopted a locally developed work readiness certificate available to all youth participants. Youth services are accessible via Internet-based programs, information and referrals between all AJCCs, and through the six RCWDB YOCs strategically located throughout the RC including remote areas such as: Lake Elsinore, Indio, Moreno Valley, Hemet/San Jacinto, Jurupa and Perris (Attachment B of Attachment VI). The centers serve an average 1,100 youth on an annual basis. Each YOC is unique in size and physical design. All centers are required to have a resource area where youth can obtain information about employment opportunities, YOC services and activities; classroom space for workshops, group activities and training; and computers for learning and exploring. A sound studio, multi-media production equipment, recreation room, video games, stereos and televisions are just a few of the amenities that keep youth coming through the doors. The centers provide a safe, comfortable, youth-friendly environment for young people. YOC operators are competitively procured on behalf of the RCWDB, following a stringent RC procurement process that meets all requirements under Office of Management and Budget (OMB) and its Uniform Guidance. Service providers are selected based on demonstrated measurable, positive impact on youth. In addition, all YOC operators must pass a supplier certification system. YOCs are assessed against the CQI criteria (Figure 16) and must reach a score of 75% in order to remain eligible for WIOA funding and receive the RCWDB Seal of Quality. This rigorous performance excellence system ensures that YOCs provide exceptional customer-centered services to our most vulnerable participants and contribute to their success in alignment with our core values of *respect* and *caring*. The overall goal of our youth service system is to provide participants with the opportunities to improve academic performance, achieve educational attainment, access higher educational opportunities, gain the skills needed to progress in career goals, and obtain employment. In accordance with WIOA and AB 1270, RCWDB developed a product box specifically for youth (Figure 9). Services are provided to a youth participant, based on each participant's objective assessment and individual service strategy (ISS). Services are geared towards:

1. ***Dropout prevention:*** Development of strategies and motivators to keep youth engaged in the program.
2. ***Increase Basic Skill levels:*** Contextual instruction and activities to raise basic skill levels and English as a Second Language (ESL) instruction.
3. ***Alternative, secondary school services, including diploma/HSEE preparation***: A strategy that provides customized services to different learning styles including diagnosed or undiagnosed disabilities, self-paced and inspiring to earn their diploma or equivalent.
4. ***Preparation and exposure to post-secondary, educational opportunities:*** This approach includes the development of strong linkages between academic and occupational learning, with connections to the job market through local and regional businesses. Experience has demonstrated that the most successful programs have on-site educational providers as a strategy and transition assistance that successfully moves the participant from the YOC to a college environment.
5. ***Exposure to work experience through work-based learning opportunities:*** Services include job shadowing; paid and unpaid work experience, and including private summer employment opportunities. Services are directly linked to academic and occupational learning to provide context for the curricula they are using.
6. ***Inclusion of IEP Students:*** All YOCs are ADA compliant and staff are trained to serve youth with disabilities (YWD) with or without Individual Education Plans (IEP). Key to serving YWDs is ensuring they are integrated

into the YOC environment. YOCs Provide appropriate support and coordinate services with DOR and IERC including job coaching during WEX and employment.

7. ***Skills Training:*** Training activities focus on teaching youth how to make fact-based decisions about their future careers, including the educational requirements for their choice. They are also introduced to the value of credentials, including post-secondary and lifelong learning to advance in their careers. CTE and career pathways are viable options for youth participants because of the skill attainment directly tied to occupations. Career pathways prepare the youth specifically for an occupation and the link to employers provide the motivation to complete and enter employment. Entrepreneurial training is also available as a career option but also to develop skills that will assist them in their new job. The goal is to continue providing counseling and guidance and assist the participant in continuing education even when employment is attained. These services are most effective for the youth facing the most challenging barriers to employment including YWD because of the customized service, support, and robust process to transition them from one activity to another.

a. ***CTE:*** The Riverside County Office of Education (RCOE) combines career interests with workforce skills to produce employable high school graduates through CTE. Each year, the RCWDB is one of the CTE's strongest partners. There are 2,000 businesses that provide internships for RCOE's CTE students, including summer WEX. RCOE's CTE program incorporates traditional ROP courses, offers more than 553 classes to 33,000 students in 50 career areas, and more than 2,000 employment opportunities available.

b. ***Pre-Apprenticeship/Apprenticeship:*** The RCWDB continues to seek opportunities to develop Pre-apprenticeship training to prepare for longer term on-the-job apprenticeship programs and apprenticeship training [CIUC Section 14230(e) (AB 554)]. The most recent apprenticeship was with IBEW in building trades and is a model for future apprenticeships. RCWDB continues to work with its Board members that represent labor to develop other opportunities for apprenticeships.

c. ***K-12:*** The RCOE has been serving students throughout Riverside County for more than 115 years. With 431,000 students, they are California's fourth largest county office of education. There are 23 school districts in Riverside County. These districts vary in size from Desert Center, which serves just over a handful of students to Corona-Norco, with more than 50,000 students. RCOE and the RCWDB, have an established relationship with school programs such as the Office's Come Back Kids Program that offers prevention and/or intervention services to students of all ages wishing to re-enroll in an educational program. The partnership continually looks for opportunities to ensure that youth in the local area are able to gain meaningful and appropriate social, work and academic skills to succeed in the workplace.

Accessibility for Individuals with Disabilities

Increased accessibility for individuals with disabilities (IWDs) is a priority and a goal for the WDBs and partners. Services for IWD are a focus of the RCWDB Regional Committees which include accessibility and co-enrollment strategies in each meeting agenda. Several partners participate at the local and regional level to assist with reinventing the workforce development system and increase access for IWD. While facilities are evaluated on an annual basis, at a minimum, to ensure physical accessibility, the partnership focuses on increasing accessible programs and services that develops IWD and integrates them into the labor force. Partner services that can facilitate this inclusion and integration include:

- Individual tutors and aides to provide support during training,
- Assistive technology to facilitate accommodations,
- Job coaches to assist with transition to the workplace,
- Supportive services, and
- Employer training and coaching to ensure successful placement and retention.

Co-enrollments occur at the local WDB level and will continue. Both IRC and DOR now have employment goals to meet, increasing the need for joining forces for co-case management and job placement. Career pathways are ideal for serving IWD because employers are engaged throughout the process and can observe first-hand the abilities of these trainees to excel in a training and work environment.

Enrolling TANF/CalWORKs in regional sector pathways

The WDB has strong partnerships with DPSS and has established a system for co-enrollment and case management of TANF/CalWORKs participants. Because career services are administered and operated by the County, which also operates DPSS, any barriers to integration of these two programs are reduced or eliminated because they share the same governance system. This co-enrollment and co-case management will continue with regional sector pathways. WDB staff will serve as a central coordinating point for each pathway and can assist with identifying TANF/CalWORKs participants who need to be co-enrolled and then facilitate the referral or connection. Staff will work with partners to coordinate outreach and referrals to the career pathway program in the planning phase to ensure that the specific referral process is agreed upon prior to referrals occurring. Consultants will track and report enrollments for pathways and share this information during partner meetings to assist with identification of potential co-enrollments of all special populations.

Strengthen Linkage with Unemployment Insurance Programs

Linkage with UI is critical to outreaching and serving customers. UI is co-located in our comprehensive AJCCs and draws unemployed and underemployed job seekers, including dislocated workers into our centers. Even if they do not qualify for UI, these customers can still use our center and become participants of WIOA as well as other AJCC programs and services. The UI process will randomly select recipients and require them to attend a Personalized Job Search Assistance Workshop (PJSA) or Reemployment and Eligibility Assistance (REA) Workshop further introducing them to AJCC services and allowing direct outreach to dislocated workers. This UI draw introduces residents to our AJCC who otherwise might never know we exist and can assist them in reaching their employment and career goals. The linkage with UI is critical in order to assist customers who are interested in training to apply for an extension before their 12th week of receiving UI. This application, if approved, will extend UI benefits until the participant completes their training. This extension makes it possible for many job seekers to attend training. Without this benefit, they may not be able to afford to enter even short-term training.

Rapid Response

In 2013, the RCWDB launched its Rapid Response Team (RRT) as “proactive intermediaries” through our Business Retention and Expansion Program. Strategic in nature, this layoff aversion strategy uses its Business Retention and Expansion Team (BRET) to reach out to new businesses and conduct business needs assessments of organizational sustainability. Whether the organization shows signs of distress or growth, the BRET can provide resources to meet their needs. The goal is to identify any early warning signs of distress and provide the resources to retain the business and jobs. The BRET also coordinates with partners including: Economic Development Organizations (City or County) and the SBDC. These are also the first responders when an appointment has been set up with a business. The program targets services to businesses with 99 employees or less who are the most vulnerable to economic, environmental and competitive changes even during economic prosperity. Changing technology, mergers and acquisitions, rising costs of supplies, all can affect sustainability in a business that is sensitive to change. The BRET uses a list from Dun and Bradstreet that identifies at-risk businesses by reporting a company’s financial status, including a business summary, credit scores, credit capacity, payments, public filings, history, operations, banking and finance. The team uses this report to contact businesses for service provision. BRET will monitor the business for 12 months following services to address any further needs and ensure retention. Businesses that are not retained are then referred to RRT which provides transition assistance. While BRET was established to focus on layoff aversion, targeting small business, RCWDB recognized that the most effective way to identify early warning signs of distress was to have multiple avenues for interfacing with business.

COUNTY OF RIVERSIDE
EDA
ECONOMIC DEVELOPMENT AGENCY

TO: DPSS and the Continuum of Care Board Members

FROM: Terri Bowen, ESG Program Manager

DATE: December 14, 2016

SUBJECT: Consultation with Continuum of Care for 2017-18 Emergency Solutions Grant Program

Pursuant to HEARTH Act requirements and our shared desire to improve coordination and collaboration between EDA the Continuum of Care, and our ESG sub-recipients, we are asking the Continuum to review and comment on the applications for the 2017-2018 Emergency Solutions Grant.

EDA received eleven (11) applications for the 2017-18 ESG cycle, totaling $1,487,373. The total 2016-17 ESG allocation for Riverside County was $649,342. We anticipate the 2017-2018 funding level to be the same or lower than 2016-17. Attached is a summary of the 2017-2018 applications including applicants' names, project names, and description of the proposed activities. We have also attached a copy of the ESG Evaluation and Rating form to be used to identify the funding percentage you feel should be allocated to each component of Outreach Services, Rehabilitation, Emergency Shelter, Rapid Re-housing, and Homelessness Prevention.

Please review and consider each proposal as it addresses the County's 10-Year Plan to End Homelessness, the Continuum's goals and objectives, as well as your own knowledge and understanding of homelessness in Riverside County.

EDA will submit our 2017-18 ESG funding recommendation to the Board of Supervisors based upon various factors including:

1. Amount Requested
2. Past Performance
3. Management Capacity
4. Proposed Activity
5. Evaluation and Ranking

Attached is a summary of the 2017-2018 ESG applications. We welcome your comments and recommendations concerning the proposed 2017-18 ESG applicants as well as exploring the development of performance standards and increased coordination and collaboration between EDA and the Continuum. The Evaluation feedback form is to be completed and returned to EDA no later than January 21, 2017. Separate "Public Comments" are also welcomed and must be submitted to EDA no later than February 10, 2017.

If you have any questions or require additional information, please contact me at (951) 955-3141 or ssims@rivoceda.org. Please return Evaluation Feedback to me no later than January 21, 2017.

Attachments: Applicant and Project Description, Evaluation Feedback form

2017-2018 ESG Applicants

Organization Name	Type/amount of Funding Requested	Proposal Summary	Project Description	HMIS Required	If No HMIS	Housing First Model	HMIS Data Sharing	Adults	Children	Total Number Served
Path of Life Ministries	Emergency Shelter/Rapid Re-Housing/ Outreach Services/HMIS $342,445	The proposed projects are: 1) Emergency Shelter (64 beds) for homeless individuals to acquire social security & birth certificates; obtain stable housing, enhance employment opportunities & address financial history & to manage finances. All guests complete an intake & housing assessment process and stay for 20 to 90 days. 2) Rapid Rehousing is countywide in scattered housing sites. We Use a Housing First, Trauma Informed Care, Motivational Interviewing (MI) & Assertive Community Team (ACT) approach to serve families. The Navigators place families into housing without preconditions (i.e. sobriety, income). The VI-SPDAT assessment tool & Coordinated Entry System (CES) are used to determine housing & those with the most severe service needs & greatest barriers are prioritized. 3) Mobile Street Outreach is countywide (Mon.-Fri.) using a mobile van equipped with outreach navigators, computers, cell phone & other needed supplies. The intake process starts with street engagement, then a motivational interview with using the VI-SPDAT assessment tool. An intake profile is completed that is entered into the Homeless Management Information System (HMIS).Those placed into stable housing receive housing from POLM scattered sites or those identified as needing bridge housing stay at the Emergency Shelter and are assigned an achievement coach.	The Shelter provides 64 yr. round beds at no charge, operating 365 days a yr. & provides beds, linens, meals, & supportive services. 311 individuals were served in 2015-16. We estimate 300 will sheltered with a length of stay between 20 and 90 days in 2017/18. The Rapid Rehousing (RRH) program provides rental subsidies on a graduated scale for up to 24 months to at least 6 households for families with children (60 individuals in 2017-18). Street Outreach in 2016-17 encountered 542 in the Perris area. It is estimated with EDA funds we will engage additional 300 countywide. The process for 3 programs starts with an assessment (VI-SPDAT) used for coordinated entry & for prioritizing housing resources. Then each client participates in case management with other assessments conducted - health, housing, employment, & life-skills & then an individual service plan is created & maintained with the purpose of mapping out a course to obtain the most self sufficient forms of housing & income as quickly possible. Participants in the RRH program work with a Housing Navigator to obtain housing immediately while they also customize a plan for maintaining the housing long term. The individual or family is provided subsidized rental assistance in set increments for up to 12 months while supportive services are brought to bear in the participant's success. The rental assistance can start with the full rent being paid by POLM and as the resident begins to thrive financial assistance is reduced. Progress toward these ends is maintained in participant files. Outreach clients encountered by a mobile countywide outreach team & assisted in supportive services to move from the streets to shelter & housing. POLM has a very successful street outreach program that is on the streets of the county from 3-4 days a week dependent of confirmed funding partners and special request for collaborative outreach response with law enforcement & community partners.	YES		YES	YES	1251	209	1460
Martha's Village and Kitchen	Emergency Shelter $100,000	Martha's Village and Kitchen, a provider of housing and social services for persons experiencing homelessness and poverty in Coachella Valley, respectfully requests a $100,000 Emergency Solutions Grant for the 2017-18 fiscal year. Requested funds will be used to support the ongoing operations of our Transitional Housing Program. Grant funds will be used to partially fund expenses such as: facilities maintenance, utilities, food services, equipment, and salaries for critical program staff. Specifically, funds will partially fund the following staff salaries Case Management, Substance Abuse, Food Services, Security, Maintenance and Residential Specialists. These expenses are critical to our ability to provide shelter and supportive services to Coachella Valley's homeless and impoverished neighbors in need. Our Transitional Housing Program ensures that the homeless men, women and children residing at Martha's not only have a safe and dignified living environment but also the assistance they need to achieve lasting self-sufficiency. Last year alone, we provided housing and supportive services to 300 unduplicated men, women, and children.	The mission of Martha's Village and Kitchen is to help our neighbors in need break the cycle of homelessness and poverty by promoting self-sufficiency through an innovative continuum of care, multi-disciplinary programs, and partnerships that come together in the spirit of our CREED (Compassion, Respect, Empathy, Empowerment, and Dignity) to teach, learn from, and challenge our neighbors and one another. We envision a community where all people have the opportunity to live to their full potential; where everyone has food, housing, healthcare, education and the means to maintain them. Our agency, located in the City of Indio in Coachella Valley, has been serving the Valley's homeless men, women, and children for more than 26 years. What started as a simple soup kitchen has grown into a one-stop site providing comprehensive residential and supportive services based on the nationally renowned ""continuum of care"" model. To help our residents successfully exit our program to permanent housing with stable income, we provide a comprehensive array of shelter and supportive service programs. With Emergency Solutions Grant funding, we will provide transitional housing and supportive services to approximately 300 homeless individuals in the 2016-17 Fiscal Year. Clients may reside at Martha's transitional housing for up to two years. There is no minimum length of stay. Martha's does not charge clients fees. To help residents manage money and prepare for independent living, Martha's offers budgeting classes.	YES		YES	YES	164	136	300

Organization Name	Type/amount of Funding Requested	Proposal Summary	Project Description	HMIS Required	If No HMIS	Housing First Model	HMIS Data Sharing	Adults	Children	Total Number Served
Valley Restart Shelter	Emergency Shelter $50,000	Valley Restart Shelter (VRS) will use ESG funds to support key case management positions crucial to the successful transition of clients to stable housing. Funds will also be used to subsidize current maintenance/operations. The program, in operation for over 25 yrs., is unique in that we offer 24 hr., 7 days/week services. VRS does not require participants to leave & return each night. VRS serves on average over 200 homeless w/ shelter & 500 in need of meals. During the FY 14-15 we sheltered 307 persons (10,182 bed nights) & served over 46,000 meals. Funds will support one of the most successful programs in the County. VRS graduates over 80% of clients to a higher level of housing. This success rate is the result of strong case management, personalized & delivered in a positive, high-accountability environment. By providing meals to the community 365 days a year we prevent families from making the choice between food or money for rent. VRS also has case management that supports job searching, budgeting & managing time, obtaining resources & treatment for substance abuse, mental & physical health issues as well as connecting to mainstream resources. Poverty, unemployment, & housing costs contribute to homelessness. In spite of reports of an improved economy & housing, VRS has seen an increase in people seeking shelter & services. Unemployment in the County is 7.10%, however the rate in Hemet is 9.9 % and 10.6 % in San Jacinto (July 2016).	VRS will provide shelter to a minimum of 200 unduplicated persons. VRS provides one night of shelter up to a maximum of 90 days of shelter in 30 day increments. After each 30 days an assessment is completed to evaluate needs and progress. VRS does not charge any fees. In addition to a shelter bed, basic services offered include 3 meals a day, showers, & bathrooms. VRS provides items needed for daily personal care as well as other items such as clothing, strollers, canes, walkers & other equipment if needed & available. VRS is not a traditional “night-time only” shelter. VRS has the anticipation that people entering the shelter will participate in an intensive program including daily case management. An assessment is completed to identify participant’s needs & barriers to obtaining employment/income & housing. A personalized weekly plan is developed to help guide the participant through the steps which would allow them to leave the program successfully. VRS also utilizes the VI-SPDAT questionnaire. Participants who are not disabled are assisted in the employment process by identifying employment history & strengths, developing a resume, searching for jobs & practicing & strengthening interview skills. Employable participants must look for jobs daily & submit documentation of their job search weekly. Participants who are disabled are assisted in pursing whatever benefits they are eligible to. A SOAR trained staff assists participants with obtaining needed documentation, getting to medical assessments & legal appointments as well an understanding of the application stages and process. To foster a sense of community and responsibility, all participants are responsible for daily chores at the facility & save 80% of their income for move out.	YES			YES	125	100	225
Coachella Valley Rescue Mission	Emergency Shelter/Rapid Re-Housing $175,000	365 days a year CVRM provides 24 hour a day emergency shelter for up to 95 men, women, and children in a housing crisis. CVRM also serves as a 24 hour hot and cold weather shelter. On January 1, 2017 emergency shelter beds will increase from 75 to a maximum of 197 beds. CVRM provides shelter, meals, showers, clothing, case management, referrals, access to onsite medical clinic, transportation to schools / appointments, life skills classes, as well as job skills training. CVRM began Rapid Re-House Assistance in May 2016. RRH clients. RRH assistance currently provided by CVRM includes both short term (up to 3 months) and medium term (4 – 12 months) assistance. The CVRM Housing Team works with participants from shelters, referrals and homeless living in encampments. As mentioned above, participants are selected in accordance with the CES prioritization tool. The Housing team after verifying RRH eligibility works with the participant to locate housing. House Stability Case Management visits at a minimum of once per month for 12 months in accordance with ESG program requirements. Using Gift in Kind donations, CVRM also provides RRH participants with moving assistance (furniture and personal belongings), furniture & household items (from CVRM Thrift Stores, food boxes as well as referrals to other local agencies/organizations based on individual needs. RRH clients also have the same access as Emergency Shelter clients to CVRM onsite supportive services.	365 days a year CVRM provides 24 hour a day emergency shelter for up to 75 men, women, and children in a housing crisis. On 1/1/17, emergency shelter beds will increase to 197 beds. CVRM provides shelter, meals, showers, clothing, case management, referrals, onsite medical clinic, transportation to schools/appointments, life skills classes, & job skills training. Clients 1st arriving register on a Sign-In sheet before meeting with case management to complete detailed intake documentation which is entered into the Homeless Management Information System. Shelter is provided on a 1st come, 1st serve basis at no cost. Clients may stay up to 90 consecutive days but there are exceptions/situations when a client needs to extend. In such cases, a client may stay up to 180 days. CVRM began Rapid Re-House Assistance in May 2016. RRH assistance includes both short term (1 to 3 months) and medium term (4–12 months) assistance. The CVRM Housing Team works with participants from shelters, referrals and homeless living in encampments. As mentioned previously, participants are selected using the CES prioritization tool. The Housing team after verifying RRH eligibility works each participant to locate housing. Housing Stability Case Management visits at a minimum of once per month for 12 months. Using Gift in Kind donations, CVRM also provides participants with moving assistance, furniture & household items (from CVRM Thrift Stores), & food boxes based on individual needs. RRH clients also have the same access as Emergency Shelter clients to CVRM onsite supportive services. CVRM anticipates rapid rehousing 20 clients and providing 3000 shelter days to 33 individuals with County ESG Funding. (Anticipate serving over 1500 individuals total). All services are free and are provided without regard to gender, gender identification, national origin, ethnic background, social economic group, religion or age.	YES		YES	YES	1394	79	1473

Organization Name	Type/amount of Funding Requested	Proposal Summary	Project Description	HMIS Required	If No HMIS	Housing First Model	HMIS Data Sharing	Adults	Children	Total Number Served
Operation SafeHouse, Inc.	Emergency Shelter/HMIS $90,000	Operation SafeHouse is requesting ESGP funding for staffing support at our 24-hour Emergency Shelter Program that serves runaway, homeless and at-risk youth ages 11- 17. SafeHouse is located in the City of Riverside and serves western Riverside County. SafeHouse is the only shelter serving this target population in Riverside County, services include up 21-days of shelter, individual, group, and family counseling, food, on-site education, substance abuse programs, peer-to-peer counseling programs, street outreach, human trafficking programs, and aftercare. All of these services are offered at no cost to youth or their families at both of our emergency shelters ensuring complete coverage for all five regions of our County.	Operation SafeHouse was founded in 1988 to provide a safe, nurturing place where troubled youth could receive help instead of leaving their homes and possibly ending up in a life of homelessness and crime. In 2015, SafeHouse served 327 youth for a total of 2,905 bed nights. Over 3,327 hours of counseling was administered and 148 parents were helped through our parent group meetings. After receiving individual and family counseling, 95% of our clients are able to reunify with their families. This year, SafeHouse increased our ESG request due to a loss of two long-term funding sources that have assisted in providing core essential services. In the upcoming fiscal year HUD has made youth its focus in the process of eliminating homelessness. As the only provider of youth shelter in our county, and with the addition of a Street Outreach Program and new collaborations, we anticipate a marked increase in the youth we are serving through our shelters. SafeHouse expects to serve 300 youth in the 17-18 funding period with 100 of these youth being served through the ESGP grant. Programs include: Emergency Shelter – A 17 bed facility for youth ages 11-17. Interventions include three weeks of food, shelter, education, and Aftercare. Youth are provided with Individual, Group, and Family Counseling for eventual reunification. Street Outreach Program – Youth who are entrenched in street life are provided with referrals and information on how to access SafeHouse shelters. “What’s Up” SafeHouse – A 24-hour crisis texting line available to youth ages 11-24 throughout our county. Counseling and referrals are provided. Anti-Human Trafficking Program – Provides long-term services and housing for victims of human trafficking. Maximum length of stay: 3 weeks; Minimum length of stay: 24 hours; Average length of stay: 8 days Services are available to teens and their families regardless of their income status. There is never a charge for our intervention and support.	YES	N/A	YES	YES	0	300	300
Catholic Charities Sn Bernardino & Riverside County	Homelessness Prevention/ Outreach Services $95,000	Catholic Charities Outreach Services and Homelessness Prevention program provides services including case management, homelessness prevention, and outreach services to families in Riverside County. ESG funds will be used for outreach services to homeless clients and homelessness prevention services for case management salaries (direct costs), rent and utility assistance to clients below 30 percent AMI.	Funds will support Catholic Charities' ""Outreach Services and Homeless Prevention Program"". The program will provide essential services to approximately thirty families (approximately 125 individuals) that are displaced or are threaten with displacement from ""un-permitted"" mobile-home parks in the Coachella Valley. The goal of Outreach Services and Homeless Prevention Program is to address the needs of individuals and families residing in multi-family dwelling structures or illegal mobile home parks in the Coachella Valley, who are involuntary displaced, either permanently or temporarily, from their residential unit. ESG funds will be used for the salary of 1 FTE caseworker, motel vouchers and rental assistance, when necessary. This proposed project is an expansion of previous years where the emphasis was only on families facing imminent displacement. The proposed Outreach Services and Homeless Prevention Program will be ""mobile"" services and seek out families in substandard housing that may be in need of improved housing or other social services that will increase the health, safety, and stability of the family. The majority of families will reside in trailer parks or be found at food distribution programs throughout the Coachella Valley. The caseworker will provide critical information, referrals, and emergency assistance as available and necessary. Catholic Charities' Outreach Services and Homeless Prevention Program: -Outreach local trailer parks and other areas where low-income residents reside and provide information and referrals and case management services to families in need of assistance. -Be available to attend Mobile Home Park site visits as coordinated by Riverside County Code Enforcement to assist families who will be displaced due to substandard housing. -Provide emergency assistance to low-income families, as resources are available and as needed. -Provide Homeless Prevention Services to families/or individuals as necessary to prevent homelessness.	YES		YES	YES	N/A	N/A	N/A

Organization Name	Type/amount of Funding Requested	Proposal Summary	Project Description	HMIS Required	If No HMIS	Housing First Model	HMIS Data Sharing	Adults	Children	Total Number Served
Operation SafeHouse, Inc.	Emergency Shelter/HMIS $90,000	SafeHouse of the Desert is requesting ESGP funding for staffing support at our 24-hour Emergency Shelter Program that serves runaway, homeless, and at-risk youth ages 11-17. SafeHouse of the Desert is located in Thousand Palms and serves eastern Riverside County. SafeHouse is the only shelter of its kind serving this target population in Riverside County, services include up to 21-days of shelter, individual, group, and family counseling, food, on-site education, substance abuse programs, youth outreach counseling programs, street outreach, human trafficking, crisis texting lines, and aftercare. All of these services are offered at no cost to youth and their families at both of our emergency shelters, which are located in Riverside and Thousand Palms ensuring that there is complete coverage in all five regions of our county for youth at-risk or in a crisis situation.	Operation SafeHouse was founded in 1988 to provide a safe, nurturing place where troubled teenagers would receive help instead of running away from their homes and into a life of homelessness and crime. In 2015, SafeHouse served 248 youth for a total of 2,261 bed nights. Over 2,291 hours of counseling was administered and 78 parents were helped through our parent groups. After receiving individual, group, and family counseling, 95% of our clients were able to reunify with their families. This year, SafeHouse increased our ESG request due to a loss of two long-term funding sources that have assisted in providing core essential services. In the upcoming fiscal year HUD has made youth its focus in the process of eliminating homelessness. As the only provider of youth shelter in our county, and with the addition of a Street Outreach Program and new collaborations, we anticipate a marked increase in the youth we are serving through our shelters. SafeHouse expects to serve 200 youth in the 17-18 funding period with 100 of these youth being served through the ESGP grant. Programs include: Emergency Shelter–This 20 bed facility all youth ages 11-17. Interventions include three weeks of food, shelter, education, and Aftercare. Youth are provided with Individual, Group, and Family Counseling for eventual reunification. Street Outreach Program – Youth who are entrenched in street life are provided with referrals and information on how to access SafeHouse shelters. “What’s Up” SafeHouse – A 24-hour crisis texting line available to youth ages 11-24 throughout our county. Counseling and referrals are provided. Human Trafficking Program –SafeHouse provides training, victim's services, and housing for youth who are in need. Maximum length of stay: 3 weeks; Minimum length of stay: 24 hours; Average length of stay: 8 days Services are available to teens and their families regardless of their income status. There is never a charge for our intervention and support.	YES	N/A	YES	YES	0	200	200
Riverside County Coalition for Alternatives to Domestic Violence	Emergency Shelter $38,536	ADV is requesting funding for to cover the salary and benefit costs associated with one full-time employee of the Alternatives to Domestic Violence Residential Shelter program. The staff member will be responsible for managing the programmatic services as they relate to victims and their children impacted by domestic violence. Within this scope, staff will assist shelter residents with stabilization services as well as management of the day-to-day operations of the shelter.	The Alternatives to Domestic Violence (ADV) provides emergency shelter services at the ADV residential shelter for female victims of domestic violence and their children who are in imminent danger of abuse. The shelter program is a 45 day residential stay which serves as a safe haven from further abuse for those seeking shelter. The 60-bed facility opened in March 2003 in a confidential location in southwestern Riverside County and is the only confidential and safe shelter specifically for domestic violence victims in western Riverside County that serves Supervisorial Districts 1, 2, 3 and 5. Funds requested will be utilized to cover the expense associated with staffing cost for one full-time manager for the period of this grant. The program provides a collection of free services during the client’s stabilization period safe from abuse. Domestic violence victims and their children receive counseling in the areas of crisis intervention, safety planning and well being life skills. Clients also receive three meals daily, case management and supportive services. Services are available at the shelter 24 hours a day, 365 days a year. Based on previous years’ service counts, it is anticipated that approximately 600 individuals will received services during the 2017-18 fiscal year.	NO	ADV utilizes ETO for data collection and will be utilizing the foundation report for CRS 65 as directed by HUD in providing data on the clients.	NO	YES	600	200	800

Organization Name	Type/amount of Funding Requested	Proposal Summary	Project Description	HMIS Required	If No HMIS	Housing First Model	HMIS Data Sharing	Adults	Children	Total Number Served
Lutheran Social Services	Homelessness Prevention/ Rapid Re-Housing/ Outreach Services/ HMIS $61,500	Lutheran Social Services (LSS) operates its Homeless 2 Home (H2H) and Outreach programs For socially and economically disenfranchised population in low income area of Riverside County. The program site is located at: 3772 Taft Street 92503. LSS proposes to continue to provide homeless individuals and those at-risk of homelessness with: (1). Housing – permanent supportive housing (2). Critical Needs Support - food, hygiene kits, clothing, mail service, bus passes and document procurement. (3). Homelessness Prevention (HP) and Rapid Re-Housing (RRH) (4). Case Management and (5). Supportive Services – Life Skills Training, Financial Education, Entitlement Benefits Enrollment, Housing Support, Linkage to healthcare, behavioral health, substance abuse treatment and mainstream services. For the 2015-2016 operating year, LSS assisted 10 households (29 adults and children) with gaining housing stability. 100% of these families are still housed to date. A total of 933 unduplicated clients received other services. Through HP, LSS assist families in poverty to avoid eviction by providing rental assistance coupled with case management. LSS also afford some homeless families the ability to pay their rental deposit through RRH. LSS partners with: Catholic Charities, ABC Recovery Center, Alternatives to Domestic Violence, Community Connect, Corona-Norco Settlement House, U.S. Vets, Valley Restart, Jefferson Wellness, and Whiteside Manor. HMIS is used to track client data.	PROGRAM MODEL: 1. Outreach and Engagement: LSS will target and recruit 750 low-income families for the program (homeless, unemployed etc.). Some will be referred by community-based partners, while other will be walk-ins. 2. Intake and Assessment: 300 clients will be assessed using the Vulnerability Index and Service Prioritization Decision Assistance Tool (VI-SPDAT), an evidence-based tool recommended by HUD, which assesses chronicity and medical vulnerability of homeless individuals. The Case Manager will then use this information to develop an individualized self-sufficiency plan (ISSP) to address underlying problems such as housing needs, income, mental health services, employment services etc. Eligible participants i.e. families with most critical needs will receive case management and supportive services. Clients will also be assessed for Mental impairment and substance abuse disorder using evidence-based mental health screening form and CAGE-AID. Those with likelihood of illness will be referred for further clinical diagnosis and treatment. 3. Critical Needs Support: LSS will provide 750 families/individuals with food, clothing, bus passes, hygiene kits, mail service, telephone access and backpacks. 4. Rental Assistance: LSS will provide 60 families/individuals with rental assistance to either prevent eviction or pay security deposit. Clients will be required to attend life skills workshops as well as financial education and money management workshops. 5. Supportive Services: 300 families/individuals will receive case management, housing referrals, housing support, linkage to health and self-sufficiency services, entitlement benefits enrollment, job readiness training, life skills training and document procurement.	YES		YES	YES	30	25	55
Foothill AIDS Project	Homelessness Prevention/ Rapid Re-Housing $60,000	Foothill AIDS Project (FAP) requests $60,000 for Homelessness Prevention and Rapid Re-Housing assistance for Riverside County People Living With HIV/AIDS (PLWHA). Local PLWHA face challenges of the negative stigma of HIV; finding resources in a complex system of health and public benefits programs; and reduced ability to maintain employment due to health issues. San Bernardino and Riverside Counties' Health Departments' 2014 Coordinated Needs Assessment (CNA) estimated that local PLWHA are 27.6 times more likely to be homeless than the general population; 49% of PLWHA are from communities of color. The CNA surveyed 115 local PLWHA: 94.8% lived below 300% of Federal Poverty Level (FPL); 73.5% experienced mental health disorders; 73.5% reported recent substance use; 14.8% reported being homeless at least once in the prior 12 months. More than one-third of PLWHA with competing subsistence needs (i.e., food or housing) delayed or went without care, becoming vulnerable to accelerated disease progression. FAP will provide clients with one-time rental assistance to: 1) reduce competing subsistence needs, enabling maintenance of stable housing and reducing homelessness; and 2) ensure retention in primary healthcare, improving health outcomes and reducing viral transmission. FAP will provide Rapid Re-Housing assistance to PLWHA who are recently released from prison, homeless, and/or ""couch surfing."" FAP is the only Ryan White services provider in western and central Riverside County.	FAP will provide Short-Term Rental Assistance under Homelessness Prevention and/or Rapid Rehousing Assistance to 20 clients, for up to $1,750 per client. Program eligibility is defined as ""an extremely low-income individual or family (household income below 30% family AMI) who are at-risk of becoming homeless or at a place not meant for human habitation."" Eligible clients include, but are not limited to, those who have been recently released from prison, are homeless, and/or ""couch surfing."" In addition, eligibility will be based on: HIV/AIDS diagnosis; proof of residency; verification client is a legal resident at the address; determination of monthly rent costs to client; address of unit and name of property owner; and willingness to work with FAP's Housing Case Manager (HCM) and access other services to maintain housing. The HCM will perform a comprehensive Housing Intake/Assessment to determine clients' needs to maintain stable, permanent housing (including budgeting assistance, food support, transportation, employment assistance, linkage to mainstream benefits agencies, and referrals), and gather demographic data. The HCM will provide housing case management services, including a) assistance in completing housing applications; b) completing individualized housing plans; c)assessing clients' barriers to permanent housing; d) providing linkage and referral services; and e) monthly tracking of clients for ESG and matching services. HCM will work directly with clients to develop individualized housing plans for maintaining healthy and stable housing. The HCM will assess the provision of care and support to meet clients' unmet needs, which may include referrals to employment assistance, food, transportation, and mental health and substance use counseling. Services will be provided to eligible clients living in Riverside County at FAP's Riverside office. No fees are charged for this service.	YES		YES	YES			

Organization Name	Type/amount of Funding Requested	Proposal Summary	Project Description	HMIS Required	If No HMIS	Housing First Model	HMIS Data Sharing	Adults	Children	Total Number Served
Riverside Community Housing Corporation (RCHC) RR	Rapid Re-Housing/HMIS $224,892	Riverside Community Housing Corporation provides rapid re-housing assistance to individuals and families in Riverside County. ESG funds will be used for rapid re-housing services including rent, security deposits, case management, and staff salaries (direct cost) to serve twenty-five (25) clients.	Riverside Community Housing Corporation provides rapid re-housing assistance to individuals and families in Riverside County. ESG funds will be used for rapid re-housing services including rent, security deposits, case management, and staff salaries (direct cost) to serve twenty-five (25) clients.	YES		YES	YES	25		25

2017-18 COC Consultation Summary of Recommendations

EMERGENCY SHELTERS

Creating additional emergency shelter beds are needed throughout the county to act as a bridge housing and transition to Rapid Re-housing and Permanent Supportive Housing for homeless individuals and families in implementing the 10 year plan to end homelessness. Decreasing the funding should not affect the budget as clients will spend less time in the shelters. Rapid Re-housing reduces the demand for traditional emergency shelters and increasing the need for low barrier housing.

STREET OUTREACH

Outreach is a critical component to ending homelessness as this is typically the first type of engagement. Expanding Street Outreach programs will bring social services directly to chronic homeless persons. It will also assist with identifying homeless and prioritizing individuals/families in the coordinated entry system to effectively house chronic homeless. Street Outreach also connects the homeless to resources.

RAPID RE-HOUSING

HMIS system data as demonstrated that families exiting out of rapid re-housing programs retain permanent housing is a key element of the plan to end homelessness. Guidance through HUD and the National Alliance to End Homelessness demonstrates that rapid re-housing is the critical key component to ending homelessness. There are currently over 700 estimated families in the county's coordinated entry system who need access to permanent housing. During 2016 Point in Time Count over 2,000 homeless households in need of permanent housing were identified. Rapid Re-housing services can successfully reduce the homeless population.

HOMELESSNESS PREVENTION

Homelessness Prevention address the crisis of homelessness to prevent it before it starts. Strengthening homeless prevention efforts align with the 10 plan to end homelessness for at risk households. Resources are available for individuals and families below the 30% AMI. Feedback has indicated that most clients are not eligible as incomes are above the 30% AMI. However, assistance is provided with alternate funding and resources.

REHABILITATION

Rehabilitation of existing shelters is needed to assist in maintaining the facility and create more of a bridge housing foundation for clients. It also serves as funding to allow increase of beds to serve the more chronic homeless.

HMIS

Homeless Management Information System (HMIS) aligns with the 10 year plan to homelessness in that it provides the system for entering clients. The use of HMIS will allow clients to be better served when information is uploaded from the Coordinated Entry System (CES). CES will be used to prioritize the level of assistance needed to permanently house clients in the best environment possible. HMIS will be utilized to assist in this process.

CONTINUUM OF CARE (COC): EMERGENCY SOLUTIONS GRANT EVALUATION FORM FY 2018-19

COMPONENTS ALLOWABLE ALLOCATION %	COMPONENTS	ALLOCATED for FY 2016-17	PROPOSED % Allocations for FY 2017-18	RECOMMENDED % Allocations for FY 2017-18 *(CoC Member to enter % recommendations here)*	JUSTIFICATION FOR RECOMMENDATION	HOW THIS ALLOCATION WILL ALIGNED WITH THE 10 YEAR PLAN TO END HOMELESSNESS	SUMMARY AND ALIGNMENT TO THE 10 YEAR PLANS TO END HOMELESSNESS
Emergency Shelter/Outreach (60% max combined allowed) Rapid Re-housing/ Homelessness Prevention (no limit) Rehabilitation HMIS	**EMERGENCY SHELTERS**	58.41%	29.26%	35.00%	ESG can be used for emergency type services/facilities and the majority of the requests needs appear to be in this area, additional funding should be applied to emergency shelter/services. CVRM served 263* from Indio, an additional 423* from other Coachella Valley Cities ,and 484* from Riverside County. These figures justify Emergency Shelter Funding remaining the same. Emergency shelter is important, especially for families. In addition to this prioritization, if additional emphasis can be placed in rapid re-housing, the placement of families from emergency shelter to rapid re-housing will be a lot swifter, thus releasing the financial burden the shelters experience due to cost per night for each household/family. There are still special populations that require shelter. The drastic loss of funding will impact all of our programs. Emergency Shelters need to continue to move toward private funding sources. ESG funds are one of very few funding sources for shelters. Though any one grant does not make up the whole cost to operate the shelter program, each and every grant is needed to cover those costs collectively. Shelters operate at a deficit and organizations are forced to spend a lot of their time fundraising for those in homeless situations. Reducing the allocation to shelter so dramatically will negatively effect well running shelter's ability to operate.	Emergency Shelter beds nights increased from 75, 777 in 2015 to 89,413 in 2016 which aligns with creating emergency beds. Rapid re-housing reduces the demand for emergency shelter; see: http://www.endhomelessness.org/blog/entry/rapid-re-housing-the-solution-to-ending-homelessness-in-your-community. Understanding that we are moving toward expanding Rapid Re-Housing and Permanent Supportive housing programs and not looking into necessarily increase shelters programs. Shelter programs operating a "Bridge housing" are one of the items at the top of the list of needs from Housing First and Outreach providers.	Creating additional Emergency shelter beds are needed throughout the county to act as a bridge housing and transition to Rapid Re-housing and Permanent Supportive Housing for homeless individuals and families in implementing the 10 year plan to end homelessness. Shelters will need to adapt to a more low barrier facility. Decreasing the funding should not effect the budget as clients will spend less time in the shelters. Rapid Re-housing reduces the demand for traditional emergency shelters and increasing the need for low barrier housing with a shorter term as clients will spend less time at this level and will meet the 10 year plan to end homelessness by increasing bed utilization by clients spending less time in the shelter.
	OUTREACH	1.59%	10.03%	8.31%	CVRM provides outreach to the East County as part of our Emergency Shelter services with private donations. There has been notable accomplishments in the he engagement of homeless individuals and working with community partners assisting with individual homeless needs. Increasing outreach will assist in coordinated entry. Most vulnerable chronic homeless must be reached in the streets. Outreach is needed, but without housing and shelter to put individuals into, the effort is strained.	Outreach is a critical component to ending homelessness as this is typically the first type of engagement households experiencing homelessness will receive.	Expanding Street Outreach programs will bring social services directly to chronic homeless persons and will also assist with identifying homeless and prioritizing individuals/families in the coordinated entry system to effectively impact assisting and housing the chronic homeless. Outreach will connect homeless to resources and services.

CONTINUUM OF CARE (COC): EMERGENCY SOLUTIONS GRANT EVALUATION FORM FY 2018-19

COMPONENTS ALLOWABLE ALLOCATION %	COMPONENTS	ALLOCATED for FY 2016-17	PROPOSED % Allocations for FY 2017-18	RECOMMENDED % Allocations for FY 2017-18 *(CoC Member to enter % recommendations here)*	JUSTIFICATION FOR RECOMMENDATION	HOW THIS ALLOCATION WILL ALIGNED WITH THE 10 YEAR PLAN TO END HOMELESSNESS	SUMMARY AND ALIGNMENT TO THE 10 YEAR PLANS TO END HOMELESSNESS
Emergency Shelter/Outreach (60% max combined allowed) Rapid Re-housing/ Homelessness Prevention (no limit) Rehabilitation HMIS	**RAPID RE-HOUSING**	27.09%	48.59%	41.71%	Rapid re-housing services have several funding sources and fewer requests for funding of this activity through ESG. There are currently over 700 families in the county's coordinated entry system who need access to permanent housing. In addition during 2016 Point in Time Count over 2,000 homeless households in need of permanent housing were identified. Not all populations will benefit from rapid re-housing such as youth, domestic violence victims, and others that just need short term shelter. This is still an increase, but a more moderate one that protects the need for shelter.	Funding should be applied where majority of need is indicated. Also, outcomes through our HMIS system demonstrate families exiting out of rapid re-housing programs retain permanent housing is a key element of the plan to end homelessness. Guidance through HUD and the National Alliance to End Homelessness demonstrates that rapid re-housing is the critical key component to ending homelessness and can successfully reduce the homeless population by increasing rapid rehousing resources.	There are currently over 700 estimated families in the county's coordinated entry system who need access to permanent housing. during 2016 Point in Time Count over 2,000 homeless households in need of permanent housing were identified. outcomes through our HMIS system demonstrate families exiting out of rapid re-housing programs retain permanent housing is a key element of the plan to end homelessness. Guidance through HUD and the National Alliance to End Homelessness demonstrates that rapid re-housing is the critical key component to ending homelessness and can successfully reduce the homeless population by increasing rapid rehousing resources.
	HOMELESSNESS PREVENTION	5.41%	4.62%	6.00%	90% of CVRM Clients are working and not eligible provides outreach to the East County as part of our Emergency Shelter services with private donations. There are several alternate funding streams providing families with assistance with their past-due rent. The Emergency Food and Shelter Program allocates most of its funding towards providing past-due rental assistance. In addition, agencies like Catholic Charities, DPSS and Behavioral Health provide eviction prevention programs. While this funding is needed, we should continue to refer to appropriate agencies.	Addressing the crisis of homelessness to prevent it before it starts	Strengthening homeless prevention efforts align with the 10 year plan to end homelessness for at risk households. Resources are available for individuals and families below the 30% AMI. Feedback has indicated that most clients are not eligible as incomes are above the 30%AMI. However, assistance is provided with alternate funding and resources.
	REHABILITATION	0.00%	0.00%	0.71%	More resources needed to attain a life of stability to be successful .	The housing first strategy to house dire need	Rehabilitation of existing shelters is needed to assist in maintaining the facility and create more of a bridge housing foundation for clients. It also serves as funding to allow increase of beds to serve the more chronic homeless.

CONTINUUM OF CARE (COC): EMERGENCY SOLUTIONS GRANT EVALUATION FORM FY 2018-19

COMPONENTS ALLOWABLE ALLOCATION %	COMPONENTS	ALLOCATED for FY 2016-17	PROPOSED % Allocations for FY 2017-18	RECOMMENDED % Allocations for FY 2017-18 *(CoC Member to enter % recommendations here)*	JUSTIFICATION FOR RECOMMENDATION	HOW THIS ALLOCATION WILL ALIGNED WITH THE 10 YEAR PLAN TO END HOMELESSNESS	SUMMARY AND ALIGNMENT TO THE 10 YEAR PLANS TO END HOMELESSNESS
Emergency Shelter/Outreach **(60% max combined allowed)** **Rapid Re-housing/ Homelessness Prevention** **(no limit)** **Rehabilitation** **HMIS**	**HMIS**	0.00%	0.00%	0.77%			Homeless Management Information System(HMIS) aligns with the 10 year plan to homelessness in that it provides the system for entering clients by program agencies and will expand to allow the Coordinated Entry System(CES) to upload homeless clients to prioritize level of assistance needed to permanently house clients in the best environment possible.
	ADMINISTRATION (EDA)	7.50%	7.50%	7.50%	N/A	N/A	N/A
	(Must total 100%) **TOTALS**	100.00%	100.00%	100.00%			

APPENDIX E

AP-10 Continuation

AP-10 Consultation – 91.100, 91.200(b), 91.215(l)

(Continued)

b. Describe coordination with the Continuum of Care and efforts to address the needs of homeless persons (particularly chronically homeless individuals and families, families with children, veterans, and unaccompanied youth) and persons at risk of homelessness.

The CoC has established a countywide Coordinated Entry System (CES) to provide an effective entry process that standardizes the way individuals and families experiencing homelessness and access services needed for housing stability. In accordance with CoC Program Interim Rule, 24 CFR 578.3 and 24 CFR 578.7(a)(8), the goal of the CES is to coordinate program participant intake, assessment, and provision of housing referrals to ensure that individuals and families with the longest lengths of homelessness and most severe service needs are prioritized for housing and homeless assistance that include the following:

A. **Chronic homeless individuals and families:** The CoC has begun to implement strategies to increase the number of Permanent Supportive Housing (PSH) beds for chronically homeless persons. This included:

    a. Encouraging existing HUD funded CoC PSH providers to serve 100% chronic homeless.
    b. Requiring PSH programs to fill vacant beds with chronically homeless persons.
    c. Supporting the creation of PSH for chronic homeless persons through non-CoC sources of funding, including state, county and city funding sources.

B. **Families with children:** According to Riverside County Continuum of Care Point-In-Time Homeless Count data, the total number of sheltered and unsheltered households with children decreased from 180 in 2013 to 69 in 2017. The reduction in sheltered and unsheltered households with children is due to an increase in the number of new Rapid Re-Housing (RRH) beds for households with children that were created through various funding sources, including:

    a. CoC Program funds, through reallocation of Transitional Housing units;
    b. Emergency Solutions Grant (ESG) funding (provided through the County and the State Housing and Community Development);
    c. CalWORKs Housing Support Program, funded by the California Department of Social Services;
    d. Local collaboration with Riverside County's Housing Authority to prioritize sheltered families for a Housing Choice Voucher; and
    e. Veterans' Administration Supportive Services for Veterans and their Families (SSVF) that provides funding to rapidly rehouse homeless veteran families.

The CoC's Standards and Evaluation Committee developed written standards for the CoC to rapidly rehouse families and link them with resources to help them achieve longer-term stability/well-being. These standards have been approved by the CoC membership.

C. **Veterans:** According to Riverside County Continuum of Care Point-In-Time Homeless Count data, the total number of homeless sheltered and unsheltered veterans reported in the 2017 PIT count decreased from 285 in 2013 to 148 in 2017. In December 2016, Riverside County officially became the first large county in the United States to meet the United States Interagency Council on Homelessness's (USICH) criteria and benchmarks for achieving the functional zero in the goal to end homelessness among veterans. This achievement was possible due to a collaborative and coordinated effort of key partner agencies and the implementation of the county's Coordinated Entry System. The CoC continues to ensure that Veterans who are eligible for VA services are identified, assessed and referred to appropriate resources, such as HUD-VASH and SSVF, by:

   a. Continue implementing the CES where veterans are matched to appropriate housing and services, including VASH, SSVF, ESG and CoC programs;
   b. Assigning veterans to housing navigators that help identify housing and help veterans obtain and maintain permanent housing (PH);
   c. Implementing a Housing First approach that moves veterans into PH as quickly as possible with the right level of services; and
   d. Ensuring that right level of services is given to veterans, including connections to employment and legal services if needed.

CoC Program-funded projects also prioritize veterans and their families who cannot be effectively assisted with VA services. A veteran is prioritized in CES when:

- It is determined in weekly coordination meetings of veterans outreach and housing agencies that the veteran cannot be effectively assisted with VA housing and services and;
- Has the same level of need as a non-veteran (as determined using the VI-SPDAT assessment tool).

D. **Unaccompanied youth:** The CoC partnered with key agencies in the community to conduct the 2017 homeless youth PIT count. This is the second time a youth count was done in the county. The CoC is diligently working to increase resources to the region for unaccompanied youth and children, including services and funding that focuses on human trafficking and other forms of exploitation.

Through the annual CoC ranking and review process for the HUD CoC Program Consolidated Application, projects were reallocated to better serve the overall need of additional housing in Riverside County by increasing the number of permanent housing beds. As per the 2017 Riverside County Continuum of Care Housing Inventory Chart, the CoC has increased permanent supportive housing beds from 712 to 1617 (127% increase); and rapid rehousing beds from 29 to 277 (855% increase).

The CoC will continue to monitor the action steps noted above throughout the annual CoC ranking and review process where project performance measures outcomes will be evaluated.

c. Describe consultation with the Continuum(s) of Care that serves the jurisdiction's area in determining how to allocate ESG funds, develop performance standards for and evaluate outcomes of projects and activities assisted by ESG funds, and develop funding, policies and procedures for the operation and administration of HMIS:

Policies and procedures for the administration of HMIS are as follows:

- The HEARTH Act makes HMIS participation a statutory requirement for ESG grantees and sub-recipients. EDA and its sub-recipients work with the CoC to ensure the screening, assessment, and referral of Program participants are consistent with the written standards.
- Designate one or more representatives to serve on the HMIS Administrator's Council, the Council is responsible for overseeing the coordinated implementation of HMIS in Riverside County. The Council meets to evaluate the progress of implementation, identify and resolve problems, update policies and procedures, and to review HMIS data quality and compliance with HUD reporting requirements.
- Ensure participating agencies and users receive collaborative-approved training and maintain a process to gather and address issues from users.
- Verify that accurate data on all persons served and all activities assisted under ESG are entered into the community-wide HMIS in the area which persons and activities are located.
- Establish a process to review, analyze and report key performance outcome measures on a regular basis.
- Access HUD required reports directly from HMIS.
- Compare HMIS reports to provider data and confirm all providers have corrected inaccurate data before reporting deadline.
- Using HMIS data, review preventing and ending homelessness results to evaluate the performance toward achieving outcomes in the plan.

Based on standards and goals of the local CoC and in accordance with Title 24 of the Code of Federal Regulations (24 CFR) Part 578, the Riverside County, EDA performance standards that were developed in consultation with the CoC, providers, and other organizations apply to all projects that receive Riverside County, ESG funding and are intended as basic minimum standards to which sub-recipients can make additions and more stringent standards applicable to their own projects. These standards are described in the 2017-2018 OYAP Appendix G and have been updated to include additional requirements for complying with the Coordinated Entry System (CES), working toward a low-barrier approach to housing, and participate in a data sharing network (Board approved 3/29/16). The County of Riverside CoC has established a Standards and Evaluation Committee that reviews these standards on a regular basis and requests feedback and guidance from the CoC membership.

County and subrecipients work with the CoC to ensure the screening, assessment, and referral of program participants is consistent with the standards. Performance standards are used to evaluate the outcome of project goals and objectives of the program. This allows better coordination with other service providers and provides integration with other programs targeted to homeless people in the area covered by the CoC. The 10-Year Plan to end Homelessness provides a strategic, community-wide system to prevent and end homelessness in Riverside County.

APPENDIX F

AP-20 Attachment

2017-2018 Funding Details/Back-Up Projects

Section AP-20 Attachment - 2017-2018 Funding Details/Back-up Projects

Activities to be Undertaken

The following table summarizes the proposed use of CPD funds during FY 2017-2018 by general activity, funding amount, and percentage of total allocation. Appendix of this One Year Action Plan provides detailed project or activity descriptions.

Proposed Use of Funds FY 2017/18

Program Allocations	Dollars	% of Total Combine Grants
CDBG Allocated Funds - County		
CDBG County/Metro City Administration ***(Includes Fair Housing Administration $135,000)***	$1,543,817	19.30%
Public Services	$916,736	*11.46%
Public Facilities and Infrastructure Improvements	$4,345,103	54.31%
Code Enforcement	$633,431	7.93%
Economic Development	$10,000	0.12%
Rehab	$82,630	1.03%
Total County	***$7531,717***	
CDBG Allocated Funds-Metro City:		
Public Services	$58,150	*.73%
Public Facilities and Infrastructure Improvements	$344,050	4.30%
Code Enforcement	$0	0%
Rehab	$10,000	0.12%
City of Lake Elsinore-Administration Funds for County	$56,208	0.70%
Total Metro City	***$468,408***	
Total CDBG: (Including Metro City)	**$8,000,125**	***100%***
HOME Funds		
HOME Administration	$192,248	10.0%
Community Housing Development Organization (CHDO)	$288,374	15.0%
HOME New Construction	$720,932	37.5%
First Time Home Buyer Program	$720,932	37.5%
Total HOME:	**$1,922,486**	***100%***
ESG Funds		
ESG Administration (7.5% Max)	$49,138	7.50%
HMIS Data Collection	$0	0.00%
Emergency Shelter	$185,394	28.30%
Street Outreach	$35,142	5.36%
Homelessness Prevention	$30,000	4.58%
Rapid Re-housing	$355,500	54.26%
Total ESG:	**$655,174**	***100%***

*The County's projected CDBG Public Service Activity "CAP" for 2017-2018 has been calculated to be $1,211,444. Pursuant to 24 CFR Part 570.201(e), the public service cap has been calculated as follows:

- 15% of the County's total 2017-2018 CDBG allocation (including Metro City) = $1,200,019; plus
- 15% of the estimated total CDBG Program Income ($76,171) received by the County in 2016-2017 = $11,425

For 2016-2017, the County has allocated $974,886, which is $236,558 below the estimated public service cap.

Summary of Proposed One Year Plan Activities

Community Development Block Grant
The County received 106 proposals for the 2017-18 CDBG program year requesting a total of $8,401,452. The proposed activities include public service, public facility improvements, economic development, housing rehabilitation, code enforcement, and others. The County and fifteen (15) cities participating in the Urban County Program will fund 71 activities for the 2017-2018 program year.

The City of Lake Elsinore chose to participate in the County's Urban County program as a Joint Metro City/Urban County participant. The City's allocation will be that portion of their total annual allocation as determined by HUD, less a minimum of twelve percent (12%) to be retained by the County for administration of the City's CDBG program. Lake Elsinore submitted seven (7) proposals that will be funded for the 2017-18 CDBG program year allocating their total funding amount of $468,408. The activities include CDBG program administration, public services, public facility/infrastructure, and code enforcement.

Detailed descriptions of the activities can be found in AP-35 and Table 3c's in the appendix.
The FY 2017-2018 allocations are as follows:

District	Entitlement Allocation	City	Entitlement Allocation	City	Entitlement Allocation
First District	$545,957	Banning	$172,516	Jurupa Valley	354,778
Second District	$338,403	Beaumont	$160,832	La Quinta	$127,720
Third District	$595,590	Blythe	$64,877	Murrieta	$279,092
Fourth District	$430,449	Canyon Lake	$22,706	Norco	$80,416
Fifth District	$313,331	Coachella	$350,047	San Jacinto	$780,000 *($539,151 Advance)*
		Desert Hot Springs	$212,867	Wildomar	$141,911
		Eastvale	$141,911	Lake Elsinore (Metro City)	$468,408
		Indian Wells	$75,000 *($59,390 Advance)*		

Emergency Solutions Grant
The County received sixteen (16) applications for the 2017-2018 ESG program year requesting a total of $1,327,373. The entire 2017-2018 ESG allocation, $655,174, will be used to fund sixteen (16) programs or activities including: emergency shelter, homelessness prevention, rapid re-housing, outreach, and administrative activities. Detailed descriptions of the activities can be found in the Appendix.

HOME Program
The Housing Division of the Economic Development Agency submitted four (4) proposals for the 2017-2018 HOME allocation, $1,922,486:

HOME Admin	$ 192,248
HOME New Construction	$ 720,932
HOME Direct Ownership	$ 720,932
HOME/CHDO Set-Aside	$ 288,374

General Management and Administrative Activities

EDA will use $1,841,411 of the County's 2017-2018 CPD allocations for the management and administration of the three (3) CPD- funded programs which includes $56,208 or 12% of the CDBG Joint Metro-City program allocation to oversee the city's program *(and $37,474-Metro-City unallocated Admin CAP)*. Funds will be used for staffing, overhead, coordination, monitoring, and evaluation of the programs. A portion of the CDBG EDA administrative allocation ($135,000) will be used for Fair Housing (F.H.) activities. The CDBG Joint Metro-City of Lake Elsinore did not allocate funds for the management and administration to oversee their city program.

County Oversight of consolidated programs: **Total $1,841,411:**

County CDBG	$1,371,343
Unallocated CDBG (City of LE -Metro City) Admin	*$37,474*
Subtotal	$1,408,817
Fair Housing Program Administration	$135,000
CDBG-County (Metro City Admin Services-12%)	$56,208
Total CDBG	$1,600,025
HOME	$192,248
ESG	$49,138
Total Program Administration	**$1,841,411**

Substantial and Non-Substantial Amendments

From time-to-time, it may be necessary for the County to process a "substantial amendment" to the Five year Consolidated Plan or the one year Annual Action Plans to allow for: new CDBG, ESG, or HOME activities; modifications of existing activities; or other CPD program administrative actions.

In an effort to efficiently utilize CDBG and ESG funds within timeframes required by HUD, the County will consider the reprogramming of unspent balances from completed and cancelled funded activities to other eligible activities as a "Non-Substantial Amendment". In the event that any of these "administrative" reprogramming actions fall under the "substantial amendment" criteria, the proposed actions will be subject to the Citizen Participation process, require formal action by the Board of Supervisors, and subsequent approval by HUD.

The County will maintain and provide for public review a Reprogramming Action File that provides details for every reprograming action (Substantial and Non-Substantial) taking place during the program year.

County Back-Up Projects

In FY 2017-18 the County also considers funding the following:

City of San Jacinto Street Improvement Project – CDBG funds will be used for pavement grinding and overlay, striping and concrete work of the following streets: Quandt Ranch Road, North Ella Mae, North Marjorie Lane, Nancy Lane, North Ann Street, North Carrie Street, Verbena Court, Rolling Meadow Court, The Willows Road, Blue Ridge Lane, and San Jacinto Avenue (between Idyllwild Dr. and Main St). It is estimated that 4,000 tons of

asphalt will be used to accommodate the above improvements. If the entire project identified above is completed, it will benefit approximately 250 residential units. The total cost of this project is estimated at $500,000 with Measure A Gas Tax Funds $239,270 used as a match - $260,730.

Lake Elsinore Public Library – CDBG funds will be used by the City of Lake Elsinore to design and construct a new library in the predominantly low-income downtown area of Lake Elsinore. CDBG funds, together with other funding, will be used for architectural/engineering design and construction - $331,665.

Good Hope Park Improvements Project- Phase III – CDBG funds will be used to pay costs associated with continued improvements and upgrades to the Good Hope Community Center and Park. Improvements include ADA renovations and other enhancements. Eligible costs include construction, materials, design & engineering, inspections, and project administration - $200,000.

Community Street and Sidewalk Improvement Projects – CDBG funds will be used by Riverside County Transportation Department to pay for costs associated with street and sidewalk improvements including labor, equipment, inspection, materials, and construction for the following activities:

Margarth Street – (Good Hope) - Pave 24 feet wide section dirt road at Margarth east of Marie with 3" of hot mix asphalt over 6" base for a length of 2,000 feet. Cost to construct $410,000.

Spring Street – (Good Hope) - Pave 24 feet wide section dirt road between Steele Peak and Mountain Avenue with 3" of hot mix asphalt over 6" base for a length of 650 feet. Cost to construct $125,000.

Cross Street – (Lakeland Village) - Pave 24 feet wide section dirt road from Brand Street to Launderville Boulevard with 3" of hot mix asphalt over 6" base for a length of 325 feet. Cost to construct $70,000.

2017-18 County Back-Up Projects

Project	Estimated Costs	HUD Activity Code	National Objective	24 CFR Citation
City of San Jacinto Street Improvement Project	$260,730 CDBG	03K	LMA	570.208(a)(1)
City of Lake Elsinore Public Library	$331,665 CDBG	03E	LMA	570.208(a)(1)
Good Hope park Improvements Project – Phase III	$200,000	03F	LMA	570.208(a)(1)
Community Street Improvement Project- Margarth Street	$410,000 CDBG	03K	LMA	570.208(a)(1)

Community Street Improvement Project-Spring Street	$125,000 CDBG	03K	LMA	570.208(a)(1)
Community Street Improvement Project-Cross Street	$70,000 CDBG	03K	LMA	570.208(a)(1)

APPENDIX G

AP-90 ATTACHMENT

ESG WRITTEN STANDARDS

County of Riverside, Economic Development Agency

ESG WRITTEN STANDARDS

Outreach Services
Emergency Shelter
Rapid Re-Housing
Homelessness Prevention

Adopted March 29, 2016

Emergency Solutions Grant (ESG)
Reference 24 CFR Part 576.400 and 24 CFR Part 91.220

Emergency Solutions Grant Standards

The County of Riverside, through the Economic Development Agency (EDA), is responsible for coordinating and implementing a system-wide approach to meet the needs of the population and subpopulation experiencing homelessness within the geographic area of Riverside County. The Emergency Solution Grant (ESG) regulations, the Homeless Emergency Assistance and Rapid Transition to Housing Act of 2009 (HEARTH Act), and the Continuum of Care (CoC) Program Interim Rules state that the CoC, in consultation with recipients of ESG program funds within the geographic area, must:

(1) Establish and consistently follow written standards for providing CoC assistance;
(2) Establish performance targets appropriate for population and program type; and
(3) Monitor recipient and sub-recipient performance.

Pursuant to the Code of Federal Regulations 24 CFR Part 578, EDA has developed the following written standards. These standards will apply to all projects and activities that receive County ESG funding. These are intended as basic minimum standards to which subrecipients can make additions and/or enforce more stringent standards applicable to their own projects. In addition, all projects must comply with the Notice of Funding Availability (NOFA) under which the project was originally awarded and applicable HEARTH Act requirements. All programs that receive ESG funding are required to abide by these written standards.

Overview of Hearth Act:

- The Homeless Emergency and Rapid Transition to Housing Act, was approved on May 20, 2009, and amended the McKinney-Vento Homeless Assistance Act.
- Changes allow for increased flexibility in who may be served and what activities may be carried out.
- The HEARTH Act consolidates three of the separate homeless assistance programs administered by HUD under the McKinney-Vento Homeless Assistance Act into a single grant program and creates the Emergency Solutions Grant Program and the Rural Housing Stability Program.
- The focus changed from homeless shelter to homelessness prevention.

ESG and CoC Coordination/Collaboration

In collaboration with other ESG service providers, these written standards have been developed by ESG grantees within Riverside County, including EDA, the City of Riverside, City of Moreno Valley, and Continuum of Care (CoC) Membership. This collaboration allows for input on the standards and implementation process developed by organizations that directly provide homeless and housing services, Rapid Re-housing (R/R), and Homelessness Prevention (HP). The ESG Written Standards have been approved by the CoC, the County, and City ESG recipients. These written standards will be reviewed and revised at least annually, or as needed, to continue to build upon and refine this document.

Housing First Model

HUD encourages all ESG grantees and subrecipients as well as the COC to implement a "housing first" approach when providing assistance. The housing first approach prioritizes rapid placement and stabilization in permanent housing; it does not have service participation requirements or preconditions (such as sobriety or a minimum income threshold).

Transitional housing and supportive services only projects may also be considered when using the housing first approach, if they operate with low-barriers, work to quickly move people into permanent housing, do not require participation in supportive services, and do not require any preconditions for moving into transitional housing.

Universal Assessment

All individuals will be assessed using a comprehensive, universal assessment tool called the Vulnerability Index Service Prioritization Decision Assistance Tool (VI-SPDAT). This tool guarantees that an individual or family's level of need and eligibility determination are made in an informed, reasonable, and objective manner.

Homeless Management Information System

All subrecipients are required to participate in the Homeless Management Information System (HMIS) per the ESG and CoC Interim Rule (24 CFR Part 576 and Part 578). HMIS provides an opportunity to document homelessness and helps to ensure coordination between service providers while avoiding duplication of services and client data.

Data Sharing Requirement

Data sharing is a multi-directional sharing relationship between multiple organizations. In order to systematically share data, the participating agencies must jointly establish a data sharing network formalized by the execution of guidelines, with the understanding they agree to future updates to the guidelines made by the HMIS Committee.

ESG Agreements

EDA enters into one or two-year agreements with ESG subrecipients. In general, these subrecipient agreements define:

- Key program components or activities (including benchmarks for success);
- The level of ESG funding;
- The anticipated source and amount of matching funds (24CFR Part 576.201) contributed by the agency/organization;
- Applicable laws and regulations; and
- Documentation or reporting requirements.

Expenditure Limits

Funds used for street outreach and emergency shelter activities will be limited to the greater of:

- 60 percent of the County of Riverside's total current fiscal year (FY) grant for ESG; or

- the amount of FY 2010 ESG grant funds that were committed to street outreach and emergency shelter.

Matching Funds Requirements

- The recipient must make matching contributions to supplement the recipient's ESG program in an amount that equals the amount of ESG funds provided by HUD.
- Matching contributions may be obtained from any eligible source, including any Federal source other than the ESG program, as well as state, local, and private sources. Additional requirements apply to matching contributions from a Federal source of funds.
- Matching contributions must be provided after the date that HUD signs the grant agreement.

Uniform Administrative Requirements

The use of ESG funding is subject to the applicable requirements of 2 CFR Part 200, *Uniform Administrative Requirements, Cost Principals, and Audit Requirements for Federal Awards*. The purpose of 2 CFR Part 200 is to streamline the Federal Government's guidance on administrative requirements to more effectively focus Federal resources on improving performance and outcomes, while ensuring the financial integrity of the Federal programs in partnership with non-federal stakeholders (e.g., grantees and sub-recipients). 2 CFR Part 200 supersedes, consolidates, and streamlines requirements from eight (8) OMB Circulars: A-21, A-87, A-89, A-102, A-110, A-122, A-133, and A-50. Subrecipients are required to maintain an acceptable general accounting system. A subrecipient's general accounting system must include:

- Independent Single Audit: All ESG sub-recipients that expend more than $750,000 of Federal funds (including all Federal sources) in a single year must have a single audit conducted in conformance with 2 CFR Part 200.514. Copies of the Single Audit must be sent to the County as well as HUD.
- All records must be maintained for a minimum of four (4) years.

Financial Management

Pursuant to 2 CFR Part 200, *Uniform Administrative Requirements, Cost Principals, and Audit Requirements for Federal Awards,* ESG Grantees and subrecipients must ensure compliance with regulations and requirements pertaining to the following key areas of financial management:

- Usage of funds
- Internal controls
- Cash management
- Procurement Property
- Audits
- Required funding match
- Budget controls
- Accounting controls
- Asset controls

Documentation of Homelessness

ESG sub-recipients are required to maintain adequate documentation of homelessness status to determine eligibility of persons served by the ESG program.

- A copy of this documentation must be maintained by the subrecipient in the client's or participant's file. Documentation includes 3-day notice to pay or quit, public agency written verification of homelessness, or self-certification of homelessness are examples of required proof to require and maintain in client file.

Qualifications of Homelessness

A person is considered homeless only when he/she resides in one of the following places:

- In places not meant for human habitation such as a car, park, sidewalk, an abandon building, or on the street;
- In an emergency shelter;
- In transitional or supportive housing for homeless persons who originally came from the streets or emergency shelter; or
- In any of the above but is spending a short time (up to 30 consecutive days) in a hospital or other institution.

Monitoring and Site Visits

Monitoring can take a number of forms and can include review of progress reports, telephone consultation, and performance on-site assessments. The three basic goals for oversight and monitoring of the progress and performance of ESG grantees/recipients include:

- Ensure that ESG funds are used effectively to assist homeless individuals and families and that the basic ESG program goals are met;
- Ensure compliance with ESG regulations and program requirements in the usage of funds and in carrying out program activities; and
- Enhance and develop the management capacity of grantees or recipients.

Participation of Homeless Persons in Policy-Making and Operations

Pursuant to 24 CFR Part 576.405, recipients of ESG funds must provide for the participation of not less than one homeless or formerly homeless persons in a policy-making function within the subrecipient's organization. If the recipient is unable to meet this requirement, they must instead develop and implement a plan to consult with homeless or formerly homeless persons in a policy-making function regarding any facilities, services, or other assistance that received funding under ESG. All subrecipients of ESG funds are required to involve or encourage involvement of participants in the operation of an ESG-funded program or facility. ESG subrecipients will be required to provide documentation during EDA monitoring visits of their efforts to seek the participation of the homeless or formerly homeless.

Termination of Assistance (24 CFR Part 576.402):

The County and subrecipients may terminate assistance provided through ESG-funded activities to participants that violate program requirements. Written procedures must describe the specific program requirements and the termination, grievance, or appeal processes; this should include the procedures for a participant to request a hearing regarding the termination of their assistance. The federal regulation at 24 CFR Part 576.402 describes the termination provision:

(a) If a program participant violates program requirements, the recipient or subrecipient may terminate the assistance in accordance with a formal process established by the recipient or subrecipient that recognizes the rights of individuals affected. The recipient or subrecipient must exercise judgment and examine all extenuating circumstances in determining when violations warrant termination so that a program participant's assistance is terminated only in the most severe cases.

(b) Program participants receiving rental assistance or housing relocation and stabilization services. To terminate rental assistance or housing relocation and stabilization services to a program participant, the required formal process, at a minimum, must consist of:

(1) Written notice to the program participant containing a clear statement of the reasons for termination;
(2) A review of the decision, in which the program participant is given the opportunity to present written or oral objections before a person other than the person (or a subordinate of that person) who made or approved the termination decision; and
(3) Prompt written notice of the final decision to the program participant.

(c) Ability to provide further assistance. Termination under this section does not bar the recipient or subrecipient from providing further assistance at a later date to the same family or individual.

Reimbursement Responsibilities

Subrecipients will be responsible to submit reimbursement request, on a monthly basis, for eligible and reasonable expenditures. The following must be included in the request:

- request cover page and summary page
- cancelled checks, bank statements, electronic payment receipts, credit card receipt, etc.
- invoice, bill, contract, lease, etc. *(late charges are **not** eligible)*
- HMIS reporting

Final reimbursement request must be submitted no later than the date specified in the ESG subrecipient agreement.

Five ESG Program Components

The table below compares the two types of eligible ESG clients and which of the five ESG funding components each client group may receive:

Component	Those who are Homeless	Those who are at risk of Homelessness
1. Street Outreach	X	
2. Emergency Shelter	X	
3. Homelessness Prevention		X
4. Rapid Re-housing	X	
5. Homeless Management Information System (HMIS)	X	X

Standards for Programs Components

1. **Street Outreach**

Eligible Participants: "Unsheltered" individuals and families, meaning those who qualify under paragraph (1) (i) of the definition of "homeless."
Eligible Activities: Essential services to eligible participants provided on the street or in parks, abandoned buildings, bus stations, campgrounds, and in other such settings where unsheltered persons are staying. Staff salaries related to carrying out street outreach activities is also eligible.

Eligible Costs:
Standards for targeting and providing essential services related to Street Outreach include:

- Engagement
  Activities to locate, identify, and build relationships with unsheltered homeless people for the purpose of providing immediate support, intervention, and connections with homeless assistance programs and/or mainstream social services and housing programs.
- Case Management
  Assessing housing needs, and arranging/coordinating/monitoring the delivery of individualized services.
- Emergency Health Services
  Outpatient treatment for urgent medical conditions provided by licensed medical professionals in community-based settings (e.g., streets, parks, and campgrounds) to eligible participants unwilling or unable to access emergency shelter or health care facility.
- Emergency Mental Health Services
  Outpatient treatment for urgent mental health conditions provided by licensed professionals in community-based settings (e.g., streets, parks, and campgrounds).
- Transportation
  Travel by outreach workers, social workers, medical professionals or other service providers during the provision of eligible street outreach services.
- Services to Special Populations
  Address the special needs of homeless youth, victims of domestic violence and related crimes/threats, and/or people living with HIV/AIDS who are literally homeless.

2. Emergency Shelter

Eligible Participants are individuals and families who are homeless. ESG funds may be used to provide essential services to persons in emergency shelters, major renovation of an emergency shelter, conversion of a building into an emergency shelter, or shelter operating costs. Staff costs related to carrying out emergency shelter activities is also eligible.

Overview of eligible costs include:

- Essential Services
- Renovation
- Shelter Operations

A. Essential Services

Eligible costs to provide essential services to individuals and families who are in an emergency shelter are as follows:

- Case Management
- Life Skills Training
- Child Care
- Education Services
- Employment Assistance and Job Training
- Outpatient Health Services
- Legal Services
- Mental Health Services
- Substance Abuse Treatment Services
- Transportation
- Services for Special Populations

Note: Emergency Shelter agencies must include in their policies and procedures the process of admission, diversion, referral and discharge including standards regarding length of stay and safeguards to meet the safety and shelter needs of special populations and individuals, and families who have the highest barriers to housing and are likely to be homeless the longest.

B. Renovation and Conversion

Eligible costs include labor, materials, tools, and other costs for renovations. When ESG funds are used for renovations, other than major rehabilitation or conversion, the minimum period of use to be maintained as a shelter for homeless individuals and families is three (3) years. If the rehabilitation costs of an emergency shelter exceeds 75 percent of the value of the building before rehabilitation (major rehabilitation) or if the costs to convert a building into an emergency shelter exceeds seventy-five percent (75%) of the value of the building after the conversion, then the minimum period of use is 10 years. including soft costs, or conversion of a building to be used as an emergency shelter. The maximum funding allowed is **$5,000**.

C. Shelter Operations

Eligible costs are the costs of maintenance necessary for the operation of an emergency shelter. In the case when no appropriate emergency shelter is available for a homeless family or individual, a hotel or motel voucher will also be considered eligible. Additional eligible shelter operation costs include the following:

- Maintenance *(including minor or routine repairs)*
- Food
- Insurance
- Rent
- Furnishings
- Security
- Supplies necessary for the operation of the emergency shelter
- Fuel, Utilities, or Equipment

3. **Rapid- Rehousing**

The purpose of Rapid Re-housing is to serve participants who meet the criteria under paragraph (1) of the "homeless" definition in 24 CFR Part 576.2 or who meet the criteria under paragraph (4) of the "homeless" definition and live in an emergency shelter or other place described in paragraph (1) of the "homeless" definition.

Sub-recipients must maintain standards to help homeless persons living on the streets or in an emergency shelter transition as quickly as possible into permanent housing, and then, to help such persons achieve stability in that housing.

Eligible participants are individuals and families literally homeless currently living in an emergency shelter or place not meant for human habitation. Eligible activities include the following services:

- Housing Relocation and Stabilization Services
- Short- and Medium-Term Rental Assistance

4. **Homelessness Prevention**

The purpose of Homelessness Prevention is to prevent persons from becoming homeless in a shelter or an unsheltered situation. Funding may also be used to help such persons regain stability in their current housing or other permanent housing. Eligibility for services applies to individuals and families who are *at imminent risk, or at risk, of homelessness*, meaning those who qualify under paragraph (2) and (3) of the homeless definition or those who qualify as at risk of homelessness. Individuals and families must have an income at, or below, 30% of median family income for the area (AMI). Eligible activities include the following:

- Housing Relocation and Stabilization Services
- Short- and Medium-Term Rental Assistance

Housing Relocation and Stabilization Services

The following guidelines apply to both Rapid-Rehousing and Homelessness Prevention.

FINANCIAL ASSISTANCE	SERVICES
Moving costs	Housing search & placement
Rent application fees	Housing Stability Case Management
Last month's rent	Mediation
Utility payments –up to 24 mos. of payments per program participant/including up to 6 mos. arrears per service	Credit repair
Security deposit –equal to no more than 2 months rent	Legal Services
Standard utility deposits	

Short- and Medium-Term Rental Assistance: Rapid Re-housing/Homelessness Prevention

Types of Rental Assistance *Length of Assistance*

1. Short Term Rental Assistance	up to 3 Months
2. Medium Term Rental Assistance	4 to 24 Months
3. Payment of Rental Arrears	One-time payment for up to 6 months of arrears including late fees.

Payment of Rental Assistance and Lease Requirements 24 CFR Part 576.106

Rent Restrictions: Pursuant to 24 CFR Part 576.106 (d), rental assistance cannot be provided unless the rent **does not exceed** the Fair Market Rent established by HUD, as provided under 24 CFR Part 888, and complies with HUD's standard of rent reasonableness as established by 24 CFR Part 982.507.

Rental Assistance Agreement: ESG recipients and subrecipients **must** enter into Rental Assistance Agreements with the property owner prior to the payment of any rental assistance on behalf of a client. The agreements must comply with the provisions of 24 CFR Part 576.106 (e).

Leases: Pursuant to 25 CFR Part 576.106 (g), each program participant receiving ESG-funded rental assistance **must** have a legally binding written lease with the property owner for the rental unit unless the ESG assistance is for arrears. Rental assistance may be tenant-based or project-based. For tenant-based rental assistance, both the rental assistance agreement and lease **must** conform to the requirements found at 24 CFR Part 576.106 (h). For project-based rental assistance, both the rental assistance agreement and lease **must** conform to the requirements found at 24 CFR Part 576.106 (i). **NOTE: for project-based rental assistance, the initial lease must have a term of one year.**

A. Performance Standards

The ESG grantee must describe the performance standards for evaluating ESG activities which must be developed in consultation with the Continuum of Care.

Based on standards and goals of the local Continuum of Care, Riverside County is proposing the following performance standards for the Emergency Solutions Grant:

Performance Measures for Homelessness Prevention

a. A reduction in the number of homeless individuals and families seeking emergency shelter services.

b. Expected Outcome: At least thirty-five percent (35%) of participants assisted will remain in permanent housing six (6) months after the last assistance was provided under ESG.

Performance Measures for Homeless Rapid Re-Housing

a. A reduction in the reoccurrence of homelessness for individuals and families who exit the shelter system.

b. Expected Outcome: At least thirty-five percent (35%) of participants assisted will remain in permanent housing six (6) months after the last assistance provided under ESG.

B. EVALUATION OF ELIGIBILITY

Standard Policies and Procedures for evaluating individuals' and families' eligibility for assistance under Emergency Solutions Grant (ESG).

Building on Established HPRP Policies and Procedures

The policies and procedures were originally established based on the provisions of HPRP assistance. The policies and procedures have been modified based upon the checklist of required elements set forth in 24 CFR Part 576.400 (e)(1) and (e)(3); 24 CFR Part 91.220 (l)(4)(vi), and in collaboration with CoC standards.

Centralized Pre-Screening and Assessment Available at Multiple Locations

The County of Riverside Continuum of Care (CoC) conducts a Coordinated Intake and Assessment System piloted through the 25 Cities Project, a partnership with HUD and the U.S. Department of Housing and Urban Development (HUD) to eliminate homelessness among veterans by 2016 and chronic homelessness by 2020. The pilot in the Greater City of Riverside Area was implemented countywide during 2015.

Participating agencies are responsible for engaging chronically homeless individuals and families through the use of Housing Navigators and a standardized vulnerability assessment and intake process that provides referrals to a centralized housing system that places priority on those who are at highest risk with the most appropriate intervention rather than a "first come, first served" approach.

Individuals and families applying for ESG assistance must complete an eligibility pre-screening form. Pre-screening may be completed via phone, online, or at established locations, including emergency shelter locations. Individuals and families who meet established pre-screening requirements will be scheduled an appointment with a case manager for assessment and eligibility documentation.

Basic Eligibility Requirements

- Initial Consultation & Eligibility Determination: The applicant(s) **must** receive at least an initial consultation and eligibility assessment with a case manager or other authorized representative who can determine eligibility and appropriate type of assistance.
- ESG clients must meet one of the following definitions of homelessness:
    1. Literally homeless
    2. At imminent risk of homelessness
    3. Homeless under Federal Statutes
    4. Fleeing/attempting to flee domestic violence

- Income: The household's total annual income must be below thirty percent (30%) of the median family income for the area (AMI)

- Housing Status: Case files must document the current housing status of the household at application. Housing status will be verified through third party verification whenever possible. Self-certification of housing status will be considered on a case by case basis.

- Riverside County Residency: All households receiving Homelessness Prevention or Rapid Re-housing assistance under ESG must be residents of Riverside County at time of application.

- Unidentifiable financial resources and/or support networks: In order to receive ESG rental financial assistance, applicants must also demonstrate the following:
    1. No appropriate subsequent housing options have been identified;
    2. The household lacks the financial resources to obtain immediate housing or remain in its existing housing; and
    3. The household lacks support networks needed to obtain immediate housing or remain in its existing housing.

C. POLICIES AND PROCEDURES FOR PROGRAM COORDINATION

Policies and Procedures for coordination among emergency shelter providers, essential service providers, homelessness prevention and rapid re-housing assistance providers, other homeless assistance providers, and mainstream service and housing providers.

The ESG program requires coordination among participating agencies. All ESG subrecipients in Riverside County are experienced homeless providers with a demonstrated track record in fiscal management and the provision of housing and supportive services targeted to homeless households. Additionally, the project administration agreement with ESG subrecipients will require coordination among agencies receiving ESG funds to administer Emergency Shelter, essential services, Homelessness Prevention, Rapid Re-housing services, and related assistance, and access to mainstream services and housing providers for clients.

Participation in the Continuum of Care

ESG funded agencies have easy access to membership in the Continuum of Care. The Continuum of Care has over 100 member organizations including homeless service providers, veteran service representatives, churches, and government organizations. The Continuum of Care meets on a regular basis and shares information about services among participating agencies.

Required Client Information and Referrals

To further facilitate collaboration and information sharing, ESG funded agencies will be required to provide the following information and referrals to ESG program participants:

- 2-1-1 hotline for social services
- Social security benefits
- Cal-Works and other income security programs provided by the County of Riverside, Department of Public Social Services (DPSS)
- Cal-Fresh (formerly known as Food Stamps) assistance
- Low Income Energy Assistance Programs

- Affordable housing information
- Employment assistance and job training programs
- Health care and mental health services
- Services for victims of domestic violence
- Veteran services
- Specialized services such as legal services and credit counseling

D. POLICIES AND PROCEDURES FOR DETERMINING ASSISTANCE AND PRIORITIZATION

Policies and Procedures for determining and prioritizing which eligible families and individuals will receive Homelessness Prevention assistance and which eligible families and individuals that will receive Rapid Re-housing assistance.

Once it is determined that the household meets the basic eligibility guidelines noted above, the household will be assessed for the appropriate form(s), level, and duration of financial assistance. The results of this assessment will be formalized in a Housing/Financial Assistance Plan that is signed by both the applicant and the case manager.

Assistance through Homelessness Prevention

Homelessness Prevention assistance will be targeted to households who are at risk of losing their present housing and becoming homeless. While there are many people who are housed and have a great need for rental assistance, not everyone will become homeless without assistance. A risk assessment will be used to assess the household's level of crisis and prioritize those who are at greatest risk of becoming homeless. The assessment tool will include vulnerability criteria including but not limited to; income, housing history, food security, childcare, health care, life skills, and other special needs. Due to the limited amount of funding, assistance will be provided on a first come, first served basis, if the applicant meets the eligibility and risk assessment criteria.*

Assistance through Re-housing

Homeless Rapid Re-housing assistance is intended for individuals or families who meet the homeless definition described in 42 USC 11302 of the McKinney Vento Homeless Assistance Act, as amended by the Homeless Emergency Assistance and Rapid Transition to Housing Act of 2009.

While there are many homeless individuals and families in Riverside County at any given night, the Rapid Re-housing assistance will be prioritized for households who are residing in emergency shelters and on the streets. Due to the limited amount of funding, assistance will be provided on a first come, first served basis, if the applicant meets the eligibility and risk assessment criteria. *

**** Rapid Re-housing should prioritize people with more challenges, including those with no income, poor employment prospects, troubled rental histories, and criminal records. Providers should link participants with community resources that will help them achieve longer-term stability and well-being.***

E. DETERMINING SHARE OF RENT AND UTILITY COSTS

Standards for determining the share of rent and utilities costs that each program participant must pay, if any, while receiving Homelessness Prevention or Rapid Re-housing assistance.

Limitations on Assistance – Homelessness Prevention

Riverside County's ESG rental assistance is intended to stabilize individuals and families who have recently endured difficult financial circumstances that have led them into homelessness or who are at imminent risk of becoming homeless. For Homelessness Prevention assistance, the rental assistance consists of short term rental assistance (3 months); extended under certain circumstances to medium term rental assistance (for an additional 3 months). The total maximum length of assistance is twelve months (12) over a 3-year period. Client **must** be reassessed after every 90 day period and provided case management services on a monthly basis.

Not every individual or family in need of rental assistance is a candidate for ESG Homelessness Prevention or Rapid Re-housing assistance. ESG rental assistance is not a substitute for Section 8 rental assistance or a permanent rental subsidy, but rather a tool to help stabilize families or individuals who are at imminent risk of becoming homeless and lack any other resources to help them stabilize their housing situation. Rental assistance cannot be provided to a program participant who is already receiving rental assistance, or living in a housing unit receiving rental assistance or operating assistance through other federal, State, or local sources (24 CFR Part 576.106).

As a general rule, an individual or household should pay approximately 30% of their income towards rent. This requirement may be waived on a case-by-case basis for extreme circumstances. The ESG assistance will consist of the remaining portion of the rent, up to $1,000 (excluding the clients' contribution towards the rent).

Clients are required to be reassessed at regular monthly intervals to monitor progress and levels of self-sufficiency. If a client requires assistance beyond the three month mark, the ESG rental subsidy will be reduced and the client will be required to pay a larger portion of the rent. Homelessness Prevention assistance will be based on number in household, fair market rent rate, and income to determine for a maximum one year over a 3 -year period.

Limitations on Assistance – Rapid Re-housing

Under Rapid Re-housing assistance, a client's share of rent should be based on the client's ability to pay during their path to housing stabilization, with a minimum $25.00 client contribution. This requirement may be waived on a case-by-case basis for extreme circumstances. Clients receiving Rapid Re-housing assistance must be re-assessed, at a minimum every 90 days, and reviewed during monthly case management. The maximum length of Rapid Re-housing assistance will be one (1) year during any 3-year period. The assistance should not exceed the Fair Market Rent amount based on client household, except for the first month of assistance if client requires assistance with other re-housing expenses such as rent deposits or utility deposits. Security deposit should not exceed two times the rent.

Standards for determining the share of rent and utilities costs that each program participant must pay, if any, will be based on the following guidelines:

- 100% of the cost of rent in rental assistance may be provided to program participants. However to maximize the number of households that can be served with Rapid Re-housing resources, it is expected that the level of need will be based on the goal of providing only what is necessary for each household to be stably housed for the long term;

- Rental assistance cannot be provided for a unit unless the rent for that unit is at or below the Fair Market Rent limit, established by HUD;
- The rent charged for a unit must be reasonable in relation to rents currently being charged for comparable units in the private unassisted market and must not be in excess of rents currently being charged by the owner for comparable unassisted units.

Note: Grant funds may be used for rental assistance for homeless individuals and families. Rental assistance cannot be provided to a program participant who is already receiving rental assistance, or living in a housing unit receiving rental assistance or operating assistance through other federal, State, or local sources (24 CFR Part 576.106).

Limitations on Assistance – All Clients

Due to the limited amount of funds available, the ESG assistance will not exceed Fair Market Rent per client per month in combined ESG assistance, including rent and utility payments.* Generally, clients should be responsible for paying their own utility costs while receiving ESG rental assistance, unless they are experiencing acute financial hardship or are at risk of losing their housing due to utility shut off. Clients seeking help with utilities only may be eligible for ESG assistance if it can be documented that they will lose their housing and become literally homeless if utility assistance is not provided; however, the household still must meet other ESG eligibility requirements.

F. DETERMINING LENGTH AND ONGOING NEED FOR RENTAL ASSISTANCE

Standards for determining how long a particular participant will be provided with rental assistance and whether the amount of that assistance will be adjusted over time.

ESG assistance consists of short term (up to 3 months), medium term (up to 6 months), and maximum term (up to 1 year) rental assistance to allow individuals or families who have recently encountered a financial crisis that has led them into homelessness or at imminent risk of homelessness, to gain housing stabilization. Since the program consists of temporary assistance aiming at rapid stabilization of households, clients are required to contribute a portion of their income towards rent. Clients with no potential to earn income may not be suitable candidates for this type of assistance, unless other subsidies can be accessed after the ESG assistance expires.

Clients assisted under ESG Homelessness Prevention Assistance are eligible to receive the rental assistance for up to 3 months if they meet income eligibility of less than 30% of median family income for the area (AMI) during the 3 month period and comply with the case management requirements of the program. At the end of the third month, clients must be re-assessed to determine if the client's rental assistance needs to be extended for an additional 3-month period. If the ESG rental assistance is extended for an additional three (3) months, the ESG assistance will be reduced and/or adjusted over the remaining time.

Clients assisted under ESG Rapid Re-housing Assistance are eligible to receive rental and utility assistance for up to one-year if they meet income eligibility during the one-year period. Rapid Re-housing clients **must** receive monthly case management, be evaluated at regular intervals, and be re-assessed every 90-days during the ESG assistance period. The ESG rental assistance should be reduced gradually and the client's portion of rent increased during the months of assistance.

G. DETERMINING NEED FOR HOUSING STABILIZATION AND RELOCATION SERVICES

Standards for determining the type, amount, and duration of housing stabilization and /or relocation services to provide a program participant, including the limits, if any, on Homelessness Prevention or Rapid Re-housing assistance that each program participant may receive, such as the maximum amount of assistance; maximum number of months the program participant receives assistance; or the maximum number of times the program participant may receive assistance.

Reasonableness Determination

EDA will set the maximum amount of assistance to be provided to Homelessness Prevention and Rapid Re-housing clients on an annual basis. EDA will also determine if the total benefit amount to be awarded to any one client is both reasonable and necessary.

Reporting – Centralized/Coordinated Assessment System

- The HEARTH Act makes HMIS participation a statutory requirement for ESG recipients and sub-recipients. EDA and the subrecipients work with the Continuum of Care to ensure the screening, assessment, and referral of program participants are consistent with the written standards.

- The recipient will ensure that data on all persons served and all activities assisted under ESG are entered into a community-wide HMIS in the area in which those persons and activities are located.

- Victim service providers cannot, and Legal Services Organizations may choose to not participate in HMIS. Providers that do not participate in HMIS must use a comparable database that produces unduplicated, aggregate reports instead.

- Eligible Cost include, but not limited to the following:
    - Hardware, Equipment and Software Costs
    - Staffing: Paying salaries for operating HMIS
    - Training and Overhead- Technical support, leasing space, and utilities for space used by HMIS staff

Comparable Database for Victim Services

If the sub-recipient is a victim services or a legal services provider that use a comparable database, it may use ESG funds to establish and operate a comparable database that collects client-level data over time and generates unduplicated aggregate reports based on the data. Information entered into a comparable database must not be entered directly into or provided to an HMIS.

Case Management

EDA has defined case management as a "collaborative" process that assesses, plans, implements, coordinates, monitors, and evaluates the options and services required to meet the client's health and human service needs. It is characterized by advocacy, communication, and resource management and promotes quality and cost-effective interventions and outcomes. Case management focuses on

housing stability and placement, with an emphasis on the arrangement, coordination, monitoring, and delivery of services related to housing needs and improving housing stability.

A meeting with a case manager is required in order to receive Rapid Re-housing assistance, although it is not necessarily the first step. Some communities might have a screening, intake, assessment, or other eligibility determination process that precedes the assignment to a case manager while other communities may have case managers performing the eligibility task. Regardless of the arrangement, the meeting with the case manager should be regarded not only as a program requirement, but also as an early opportunity to help a household improve its housing stability during and beyond the period of Rapid Re-housing assistance.

Transitional Housing and Rapid Re-housing

While transitional housing is technically eligible, HUD cautions recipients against using ESG Rapid Re-housing funds as a way of regularly exiting a person from transitional housing to permanent housing. It is recommended that Rapid Re-housing be used as a model for helping people move from the streets or shelter to permanent housing, not for people exiting transitional housing.

Additionally, transitional housing providers should have programs designed to successfully exit people and should not use Rapid Re-housing, another form of temporary assistance, as a regular part their program design. HUD recommends this be done on a case-by-case basis, so that it is not common practice, but is provided only when necessary to prevent the program participant from going back to the streets or emergency shelter. EDA established standards and determined transitional housing is not an effective use of funding and will not be utilized to house clients residing in transitional housing or transition to permanent housing.

NOTE: program participants would need to be assessed for and determined to be eligible for ESG Rapid Re-housing assistance, in accordance with the ESG eligibility and documentation requirements. (Homeless definition in 24 CFR Part 576.2) This includes a requirement that the assistance be necessary to help the program participant move as quickly as possible into permanent housing and achieve stability in housing. Note that such a household would have to be exited from the transitional housing program in HMIS and entered into the ESG program in HMIS.

Consultation Process

EDA and the ESG subrecipients will continuously consult with the Continuum of Care to discuss the County's ESG allocation in ways that:

- Coordinate across regional entitlement jurisdictions by developing and utilizing standardized eligibility and assessment tools;
- Support federal and local goals for priority populations;
- Allow for variations in the program design that responds to the needs and resources of the jurisdiction
- Comply with eligibility and verification requirements (HMIS, housing status, homeless definitions, etc.)

The ESG program requires coordination among participating agencies. All ESG subrecipients in Riverside County are experienced homeless providers with a demonstrated track record in fiscal management and the provision of housing and supportive services targeted to homeless households.

ESG funded agencies have easy access to membership in the Continuum of Care. The Continuum of Care has over 100 member organizations including homeless service providers, veteran service representatives, churches and government organizations. The Continuum of Care meets on a regular basis and shares information about services among participating agencies.

EDA also consulted with the Continuum of Care on the Ten Year Plan to End Homelessness to ensure the alignment of proposed ESG activities as they relate to the goals and strategies outlined in the plan. This joint effort has worked successfully in the past and EDA will continue to work closely with DPSS who serves as the lead agency and grantee for the County's Continuum of Care (CoC) program.

ESG Homeless Definitions

Refer to reference information located at the following:

https://www.hudexchange.info/resources/documents/HEARTH_HomelessDefinition_FinalRule.pdf

APPENDIX H

EMERGENCY SOLUTIONS GRANT PROGRAM (ESG) 2017-2018

FUNDING ALLOCATIONS

2017-2018 Emergency Solutions Grant Program (ESG) Funding Allocations

1	**Project Name**	**6.-172-17 - General ESG Program Administration**
	Sponsor	Riverside County Economic Development Agency
	Target Area	N/A
	Needs Addressed	Administration
	Funding	$49,138
	Description	The Funding will provide staffing and overall program management, coordination, monitoring, and evaluation for the ESG Program.
	Target Date	7/1/2017 – 6/30/2019
	Estimate the number of individuals or families that will benefit from the proposed activities	N/A
	Objective/Outcome	N/A
2	**Project Name**	**6.173-17 - Operation SafeHouse of the Desert**
	Sponsor	Operation SafeHouse, Inc.
	Target Area	Supervisorial Districts
	Needs Addressed	Emergency Shelter (ES)
	Funding	$32,697
	Description	Operation Safehouse of the Desert provides a 21-day emergency shelter program for runaway and homeless youth, ages 11-17. Services include shelter, case management, counseling, and education. ESG funding will be used for staff salaries (direct cost), utilities, insurance, and maintenance.
	Target Date	7/1/2017 – 6/30/2019
	Estimate the number of individuals or families that will benefit from the proposed activities	100
	Objective/Outcome	Suitable Living Environment/Availability-Accessibility
3	**Project Name**	**6.174-17 - Operation SafeHouse Riverside**
	Sponsor	Operation SafeHouse, Inc.
	Target Area	Supervisorial Districts
	Needs Addressed	Emergency Shelter (ES)
	Funding	$32,697
	Description	Operation SafeHouse provides a 21-day emergency shelter program for runaway and homeless youth, ages 12-17. Services include shelter, case management, counseling, and education. ESG funds will be used for program/HMIS staff salaries (direct cost).
	Target Date	7/1/2017 – 6/30/2019
	Estimate the number of individuals or families that will benefit from the proposed activities	100
	Objective/Outcome	Suitable Living Environment/Availability-Accessibility

4	**Project Name**	**6.175-17 – Coachella Valley Rescue Mission**
	Sponsor	Coachella Valley Rescue Mission
	Target Area	Supervisorial Districts and Cooperating Cities
	Needs Addressed	Emergency Shelter (ES)/ Rapid Re-Housing (RR)
	Funding	$120,000 ($30,000 (ES) $90,000 (RR))
	Description	Coachella valley Rescue Mission provides emergency shelter to homeless individuals and families for up to 90 days. ESG funds will be used to pay the cost for case managers/housing coordinator (direct costs), utilities, and rapid re-housing.
	Target Date	7/1/2017 – 6/30/2019
	Estimate the number of individuals or families that will benefit from the proposed activities	Shelter – 40 Rapid Re-Housing - 20
	Objective/Outcome	Suitable Living Environment/Availability-Accessibility Decent Housing - Affordability
5	**Project Name**	**6.176-17 - Lutheran Social Services**
	Sponsor	Lutheran Social Services of Southern California
	Target Area	County-wide
	Needs Addressed	Outreach (O)/Rapid Re-Housing (RR)
	Funding	$40,142 ($15,142 (O) $25,000 (RR))
	Description	Lutheran Social Services provides rapid re-housing, and outreach services to individuals and families in Riverside County. ESG funds will be used for outreach and rapid re-housing including rent, security deposits, staff salaries (direct cost).
	Target Date	7/1/2017 – 6/30/2019
	Estimate the number of individuals or families that will benefit from the proposed activities	Outreach – 200 Rapid Re-Housing - 10
	Objective/Outcome	Suitable Living Environment/Availability-Accessibility Decent Housing - Affordability
6	**Project Name**	**6.177-17 – Riverside Community Housing Corporation**
	Sponsor	Riverside Community Housing Corporation (RCHC)
	Target Area	County-wide
	Needs Addressed	Rapid Re-Housing (RR)
	Funding	$70,500
	Description	Riverside Community Housing Corporation provides rapid re-housing assistance to individuals and families in Riverside County. ESG funds will be used for rapid re-housing services including rent, security deposits, and case management/staff salaries (direct cost).
	Target Date	7/1/2017 – 6/30/2019
	Estimate the number of individuals or families that will benefit from the proposed activities	10
	Objective/Outcome	Decent Housing - Affordability

7	**Project Name**	**6.178-17 - Path of Life Ministries**
	Sponsor	Path of Life Ministries
	Target Area	Supervisorial Districts
	Needs Addressed	Emergency Shelter (ES)/ Rapid Re-Housing (RR)/ Outreach (O)
	Funding	$80,000 ($30,000 (ES) $30,000 (RR) $20,000 (O))
	Description	Path of Life Ministries provides a 20-90 day, short-term shelter program for homeless individuals and families. Services include case management, employment assistance, shelter, meals, and permanent housing assistance. ESG funds will be used for emergency shelter staff salaries (direct cost), case manager/HMIS staff salaries (direct cost), and rapid re-housing services (including rent, utilities, and direct case management). Outreach services include assessing the needs of the homeless person living on the street and referring them to shelters or into rapid re-housing. ESG funds will be used to off-set transportation and staff cell phone costs.
	Target Date	7/1/2017 – 6/30/2019
	Estimate the number of individuals or families that will benefit from the proposed activities	Shelter – 72 Rapid Re-Housing – 4 Outreach - 30
	Objective/Outcome	Suitable Living Environment/Availability-Accessibility Decent Housing - Affordability
8	**Project Name**	**6.179-17 - Foothill AIDS Project (FAP)**
	Sponsor	Foothill AIDS Project
	Target Area	County-wide
	Needs Addressed	Homelessness Prevention (HP)/ Rapid Re-Housing (RR)
	Funding	$60,000 ($30,000 (HP) $30,000 (RR))
	Description	The Foothill AIDS Project provides comprehensive support services including housing, case management, counseling, transportation, and food to individuals with HIV/AIDS. ESG funds will be for homelessness prevention and rapid re-housing services including rent, utility, and case manager (direct cost).
	Target Date	7/1/2017 – 6/30/2019
	Estimate the number of individuals or families that will benefit from the proposed activities	Homelessness Prevention – 10 Rapid Re-Housing - 10
	Objective/Outcome	Decent Housing - Affordability

9	**Project Name**	**6.180-17 - Valley Restart Shelter**
	Sponsor	Valley Restart Shelter, Inc.
	Target Area	Supervisorial Districts
	Needs Addressed	Emergency Shelter (ES)
	Funding	$30,000
	Description	Valley Restart Shelter provides a 90-day maxium emergency shelter, case management, referrals, and supportive services for homeless families and individuals. ESG funds will be used for maintenance, utilities, food, supplies, transportation, and Program/HMIS staff salaries (direct cost).
	Target Date	7/1/2017 – 6/30/2019
	Estimate the number of individuals or families that will benefit from the proposed activities	70
	Objective/Outcome	Suitable Living Environment/Availability-Accessibility
10	**Project Name**	**6.181-17 - Martha's Village and Kitchen Transitional Housing**
	Sponsor	Martha's Village and Kitchen, Inc.
	Target Area	Supervisorial Districts
	Needs Addressed	Emergency Shelter (ES)
	Funding	$30,000
	Description	Martha's Village and Kitchen provides transitional housing to homeless families and individuals. ESG funds will be used for facility rent, utilities, maintenance, staff salaries (direct cost), and transportation.
	Target Date	7/1/2017 – 6/30/2019
	Estimate the number of individuals or families that will benefit from the proposed activities	25
	Objective/Outcome	Suitable Living Environment/Availability-Accessibility

11	**Project Name**	**6.182-17 - Emergency Homeless Fund - Rapid-Rehousing**
	Sponsor	Riverside County Economic Development Agency
	Target Area	County-wide
	Needs Addressed	Rapid Re-Housing (RR)
	Funding	$110,000
	Description	The County of Riverside will use ESG funds to provide rapid re-housing assistance to individuals and organizations based upon needs, emergency situations, performance, and crisis.
	Target Date	7/1/2017 – 6/30/2019
	Estimate the number of individuals or families that will benefit from the proposed activities	10
	Objective/Outcome	Decent Housing - Affordability

APPENDIX I

2017-2018 PROJECT TABLE 3C'S

Appendix I
Table 3C's

Administration 152
HOME 160
County-wide 164
First (1st) District 180
Second (2nd) District 184
Third (3rd) District 186
Fourth (4th) District 192
Fifth (5th) District 204
City of Banning 210
City of Beaumont 212
City of Blythe 214
City of Coachella 216
City of Desert Hot Springs 218
City of Eastvale 220
City of Indian Wells 222
City of Jurupa Valley 224
City of La Quinta 226
City of Lake Elsinore 228
City of Murrieta 232
City of Norco 234
City of San Jacinto 236
City of Wildomar 238
Emergency Solutions Grant 242

Table 3C
Consolidated Plan Listing of Projects
County of Riverside

Project: 9.153-17 - CDBG Program Administration

Priority Need: Program Administrative Costs - HIGH

Sponsor: Riverside County Economic Development Agency

Address: 5555 Arlington Avenue, Riverside, CA 92504

Project Description: CDBG administration funding provides staffing and overall program management, coordination, monitoring, and evaluation of the CDBG program.

Location: 5555 Arlington Avenue, Riverside, CA 92504

Objective: N/A
Outcome: N/A

Objective Number N/A	**Project ID** 9.153-17
HUD Matrix Code 21A	**CDBG Citation** 570.206
CDBG National Objective N/A	
Start Date 07/01/17	**Completion Date** 06/30/18
Performance Indicator N/A	**Annual Units/Units Upon Completion:** N/A
Type of Recipient EDA - Grantee	**Local ID**

Funding Sources:

CDBG	**$1,408,817**

The primary purpose of the project is to help: ☐ **the Homeless** ☐ **Persons with HIV/AIDS** ☐ **Persons with Disabilities** ☐ **Public Housing Needs**

Table 3C
Consolidated Plan Listing of Projects
County of Riverside

Project: 9.154-17 - Fair Housing Program Administration

Priority Need: Program Administrative Costs - HIGH

Sponsor: Fair Housing Council of Riverside County, Inc.

Address: P.O. Box 1068, Riverside, CA 92501

Project Description: The program provides a vital range of "no-cost" fair housing services to eligible clientele throughout the County's Urban County program area. Services are provided to persons victimized and affected by illegal housing practices. CDBG funds will be used for administration costs to promote open, inclusive, and cooperative community living.

Location: 3933 Mission Inn Avenue, Riverside, CA 92501

Objective: N/A
Outcome: N/A

Objective Number N/A	**Project ID** 9.154-17
HUD Matrix Code 21D	**CDBG Citation** 570.206
CDBG National Objective N/A	
Start Date 07/01/17	**Completion Date** 06/30/18
Performance Indicator N/A	**Annual Units/Units Upon Completion:** N/A
Type of Recipient EDA - Grantee	**Local ID** 12

Funding Sources:

CDBG	**$135,000**

The primary purpose of the project is to help: ☐ **the Homeless** ☐ **Persons with HIV/AIDS** ☐ **Persons with Disabilities** ☐ **Public Housing Needs**

Table 3C
Consolidated Plan Listing of Projects
County of Riverside

Project: 9.155-17 - Fair Housing Public Facility Fund

Priority Need: Public Facilities - HIGH

Sponsor: Fair Housing Council of Riverside County, Inc. (FHC)

Address: P.O. Box 1068, Riverside, CA 92501

Project Description: The Fair Housing Council provides a vital range of "no-cost" fair housing services to eligible clientele throughout the County's Urban County area. Services are provided to persons victimized and affected by illegal housing practices. CDBG funds will be used for a portion of the mortgage interest expense of FHC's offices.

Location: 3933 Mission Inn Avenue., Riverside, CA 92501

Objective: 1 - Suitable Living Environment
Outcome: 1 - Availability/Accessibility

Objective Number SL-1	**Project ID** 9.155-17
HUD Matrix Code 03	**CDBG Citation** 570.201 (c)
CDBG National Objective 570.208 (a)(2)(i)(B) Low Mod Limited Clientele Income Certification	
Start Date 07/01/17	**Completion Date** 06/30/18
Performance Indicator Persons served with improved access to a public facility or infrastructure benefit.	**Annual Units/Units Upon Completion:** 3,500
Type of Recipient EDA - Grantee	**Local ID** 14

Funding Sources:

CDBG	**$12,000**

The primary purpose of the project is to help: ☐ **the Homeless** ☐ **Persons with HIV/AIDS** ☐ **Persons with Disabilities** ☐ **Public Housing Needs**

Table 3C
Consolidated Plan Listing of Projects
County of Riverside

Project: 9.156-17 - Comprehensive Homelessness Assistance Program (CHAP)

Priority Need: Public Services - HIGH

Sponsor: Riverside County Economic Development Agency

Address: 5555 Arlington Avenue, Riverside, CA 92504

Project Description: The County of Riverside will use CDBG funds to pay for costs associated with the Comprehensive Homelessness Assistance Program (CHAP). CHAP activities include outreach, intervention, essential services, navigation, bridge housing, placement, supportive services, and case management for homeless individuals and families throughout the Urban County. Eligible expenses will include staff costs, transportation, supplies, homeless assistance (including rent, security deposits, utilities, counseling, etc.), and other related costs.

Location: 5555 Arlington Avenue, Riverside, CA 92504

Objective: 1 - Suitable Living Environment
Outcome: 1 - Availability/Accessibility

Objective Number SL-1	**Project ID** 9.156-17
HUD Matrix Code 03T	**CDBG Citation** 570.201 (e)
CDBG National Objective 570.208 (a)(2)(i)(A) Low Mod Limited Clientele Presumed	
Start Date 07/01/17	**Completion Date** 06/30/18
Performance Indicator Persons assisted with new access to services.	**Annual Units/Units Upon Completion:** 57
Type of Recipient EDA - Grantee	**Local ID**

Funding Sources:

CDBG	**$400,000**

The primary purpose of the project is to help: ☒ **the Homeless** ☐ **Persons with HIV/AIDS** ☐ **Persons with Disabilities** ☐ **Public Housing Needs**

Table 3C
Consolidated Plan Listing of Projects
County of Riverside

Project: 9.157-17 - Community Enhancement Program

Priority Need: Public Services - HIGH

Sponsor: Riverside County EDA - NEU

Address: 5555 Arlington Avenue, Riverside, CA 92504

Project Description: EDA's Neighborhood Enhancement Unit (NEU) will conduct Community Enhancement activities and programs, including community group-coordinated events, adult/youth illegal dump-site community events, and property clean-ups all of which are part of a comprehensive community effort in low-income communities. Funds will be used for supplies, event outreach materials, salaries (direct cost), equipment costs, trash/debris removal, and project delivery costs.

Location: Unincorporated Riverside County

Census Tract: 419.05 BG 1; 451.09BG 1; 452.26 BG 1; 451.10 BG 2; 444.04 BG 1; 427.19 BG 2

Objective: 1 – Suitable Living Environment
Outcome: 3 – Sustainability

Objective Number SL- 3	**Project ID** 9.157-17
HUD Matrix Code 05V	**CDBG Citation** 570.201 (e)
CDBG National Objective 570.208 (a)(1)(i) Low Mod Area	
Start Date 07/01/17	**Completion Date** 06/30/18
Performance Indicator Persons served with new or improved access or no longer have access to substandard communities.	**Annual Units/Units Upon Completion:** 16,450
Type of Recipient EDA - Grantee	**Local ID**

Funding Sources:

CDBG	**$30,000**

The primary purpose of the project is to help: ☐ **the Homeless** ☐ **Persons with HIV/AIDS** ☐ **Persons with Disabilities** ☐ **Public Housing Needs**

Table 3C
Consolidated Plan Listing of Projects
County of Riverside

Project: 9.158-17 - Countywide Public Facility Projects

Priority Need: Public Facilities - HIGH

Sponsor: Riverside County Economic Development Agency

Address: 5555 Arlington Avenue, Riverside, CA 92504

Project Description: The County will use CDBG funds for eligible public facility projects to benefit low-income individuals/areas throughout the County. As specific eligible projects are identified, the County will proceed with substantial/minor amendments to the 2017-2018 One Year Action Plan pursuant to the Citizen Participation Plan. Pass-thru project only.

Location: TO BE DETERMINED

Objective: 1 – Suitable Living Environment
Outcome: 3 – Sustainability

Objective Number SL- 3	**Project ID** 9.158-17
HUD Matrix Code 03	**CDBG Citation** 570.201 (c)
CDBG National Objective 570.208 (a)(2)(i)(B) Low Mod Limited Clientele Income Certification	
Start Date 07/01/17	**Completion Date** 06/30/18
Performance Indicator Persons served with new or improved access or who no longer have access to a substandard facility or infrastructure.	**Annual Units/Units Upon Completion:** 1
Type of Recipient EDA – Grantee	**Local ID**

Funding Sources:

CDBG	**$527,748**

The primary purpose of the project is to help: ☐ **the Homeless** ☐ **Persons with HIV/AIDS** ☐ **Persons with Disabilities** ☐ **Public Housing Needs**

Table 3C
Consolidated Plan Listing of Projects
County of Riverside

Project: 9.159-17 - Countywide Improvement Projects

Priority Need: Public Facilities - HIGH

Sponsor: Riverside County Economic Development Agency

Address: 5555 Arlington Avenue, Riverside, CA 92504

Project Description: The County will use CDBG funds for eligible facility and infrastructure projects to benefit low-income individuals/areas throughout the County. As specific eligible projects are identified, the County will proceed with substantial/minor amendments to the 2017-2018 One Year Action Plan pursuant to the Citizen Participation Plan. Pass-thru project only. Pass-thru project only.

Location: TO BE DETERMIND

Objective: 1 – Suitable Living Environment
Outcome: 3 – Sustainability

Objective Number SL-3	**Project ID** 9.159-17
HUD Matrix Code 03	**CDBG Citation** 570.201 (c)
CDBG National Objective 570.208 (a)(2)(i)(B) Low Mod Limited Clientele Income Certification	
Start Date 07/01/17	**Completion Date** 06/30/18
Performance Indicator Persons served with new or improved access or who no longer have access to a substandard facility or infrastructure.	**Annual Units/Units Upon Completion:** 1
Type of Recipient EDA - Grantee	**Local ID**

Funding Sources:

CDBG	**$179,749**

The primary purpose of the project is to help: ☐ **the Homeless** ☐ **Persons with HIV/AIDS** ☐ **Persons with Disabilities** ☐ **Public Housing Needs**

THIS PAGE INTENTIONALLY LEFT BLANK

Table 3C
Consolidated Plan Listing of Projects
County of Riverside

Project: 8.44-17 - HOME Administration

Priority Need: Planning /Administration

Sponsor: Housing Authority of Riverside County

Address: 5555 Arlington Avenue, Riverside, CA 92504

Project Description: Funds will be used to provide staffing and overall program management, coordination, and monitoring/evaluation of the County's HOME Program.

Location: Countywide

Census Tract: N/A

Objective: N/A
Outcome: N/A

Objective Number N/A	**Project ID** 8.44-17
HUD Matrix Code N/A	**CDBG Citation** N/A
CDBG National Objective	
Start Date 07/01/17	**Completion Date** 06/30/18
Performance Indicator N/A	**Annual Units/Units Upon Completion:** N/A
Type of Recipient EDA - Grantee	**Local ID**

Funding Sources:

HOME	**$192,248**

The primary purpose of the project is to help: ☐ **the Homeless** ☐ **Persons with HIV/AIDS** ☐ **Persons with Disabilities** ☐ **Public Housing Needs**

Table 3C
Consolidated Plan Listing of Projects
County of Riverside

Project: 8.45-17 - HOME Community Housing Development Organization (CHDO) Set-Aside

Priority Need: Rental Housing

Sponsor: Housing Authority of Riverside County

Address: 5555 Arlington Avenue, Riverside, CA 92504

Project Description: The CHDO Set-Aside provides funding to eligible CHDO's to develop, own, and manage affordable housing projects and to pay for CHDO's administrative expenses.

Location: Countywide

Census Tract: N/A

Objective: 2 – Decent Affordability
Outcome: 2 - Affordability

Objective Number DH-2	**Project ID** 8.45-17
HUD Matrix Code N/A	**CDBG Citation** N/A
CDBG National Objective N/A	
Start Date 07/01/17	**Completion Date** 06/30/18
Performance Indicator Number affordable, section 504 Accessible, qualified as Energy Star.	**Annual Units/Units Upon Completion:** N/A
Type of Recipient EDA - Grantee	**Local ID**

Funding Sources:

HOME	**$288,374**

The primary purpose of the project is to help: ☐ **the Homeless** ☐ **Persons with HIV/AIDS** ☐ **Persons with Disabilities** ☐ **Public Housing Needs**

Table 3C
Consolidated Plan Listing of Projects
County of Riverside

Project: 8.46-17 - HOME New Construction

Priority Need: Construction of Housing

Sponsor: Housing Authority of Riverside County

Address: 5555 Arlington Avenue, Riverside, CA 92504

Project Description: HOME funds will be used by the County to support the construction or acquisition of new affordable (rental) housing projects. As specific eligible projects are identified, the County will proceed with substantial amendments to the 2017-2018 One Year Action Plan pursuant to the Citizen Participation Plan.

Location: Countywide

Census Tract: N/A

Objective: 2 – Decent Affordability
Outcome: 2 - Affordability

Objective Number DH-2	**Project ID** 8.46-17
HUD Matrix Code	**CDBG Citation**
CDBG National Objective N/A	
Start Date 07/01/17	**Completion Date** 06/30/18
Performance Indicator Number affordable, section 504 Accessible, qualified as Energy Star.	**Annual Units/Units Upon Completion:** N/A
Type of Recipient EDA - Grantee	**Local ID**

Funding Sources:

HOME	**$720,932**

The primary purpose of the project is to help: ☐ **the Homeless** ☐ **Persons with HIV/AIDS** ☐ **Persons with Disabilities** ☐ **Public Housing Needs**

Table 3C
Consolidated Plan Listing of Projects
County of Riverside

Project: 8.47-17 - HOME First-Time Home Buyer (FTHB)

Priority Need: Homeownership Assistance

Sponsor: Housing Authority of Riverside County

Address: 5555 Arlington Avenue, Riverside, CA 92504

Project Description: HOME funds will be used for direct homeownership assistance to eligible households through the First-Time Home Buyers Assistance (FTHB) Program. FTHB provides down-payment assistance to persons meeting the income requirements.

Location: Countywide

Census Tract: N/A

Objective: 2 – Decent Housing
Outcome: 2 - Affordability

Objective Number DH- 2	**Project ID** 8.47-17
HUD Matrix Code	**CDBG Citation**
CDBG National Objective N/A	
Start Date 07/01/17	**Completion Date** 06/30/18
Performance Indicator Number of first- time Home Buyers receiving down payment assistance.	**Annual Units/Units Upon Completion:** N/A
Type of Recipient EDA - Grantee	**Local ID**

Funding Sources:

HOME	**$720,932**

The primary purpose of the project is to help: ☐ **the Homeless** ☐ **Persons with HIV/AIDS** ☐ **Persons with Disabilities** ☐ **Public Housing Needs**

2017-2018

COUNTYWIDE

PROJECTS RECEIVING FUNDS FROM MULTIPLE DISTRICTS AND/OR CITIES

Project Number	Project Name	Funding Source	Amount	Total Granted
0.169-17	Operation School Bell	3rd District 5th District Lake Elsinore Murrieta Wildomar	$10,000.00 $5,000.00 $15,000.00 $5,000.00 $10,000.00	**$45,000.00**
0.170-17	S.A.F.E. At-Risk Youth Program	1st District 3rd District Murrieta	$5,000.00 $5,000.00 $5,000.00	**$15,000.00**
0.171-17	H.O.P.E. Pantry Program	1st District Canyon Lake Lake Elsinore	$27,136.00 $3,407.00 $18,150.00	**$48,693.00**
0.172-17	Service Dogs for Disabled Persons	1st District 2nd District	$5,000.00 $12,500.00	**$17,500.00**
0.173-17	Project Home Progam	1st District 2nd District 3rd District 5th District	$10,000.00 $12,500.00 $5,000.00 $10,000.00	**$37,500.00**
0.174-17	211 Helpline/Information Resource Referral Service	1st District 2nd District 3rd District 5th District	$5,000.00 $5,000.00 $3,000.00 $5,000.00	**$18,000.00**
0.175-17	Court Appointed Special Advocates (CASA) Program	1st District 2nd District 3rd District 5th District	$10,000.00 $20,000.00 $14,206.00 $15,000.00	**$59,206.00**
0.176-17	Community Impact Project	2nd District 3rd District 4th District 5th District	$50,000.00 $68,384.00 $50,000.00 $100,000.00	**$268,384.00**

0.177-17	Home Enhancement Grant Program	2nd District 5th District	$40,000.00 $23,331.00	**$63,331.00**
0.178-17	Murrieta Comprehensive Care Program	3rd District Murrieta	$10,000.00 $15,000.00	**$25,000.00**
0.179-17	Critical Home Maintenance & Repairs Program	Canyon Lake Lake Elsinore	$19,299.00 $10,000.00	**$29,299.00**
0.180-17	STEAM Enhancements & Robotics Program	3rd District Murrieta	$5,000.00 $5,000.00	**$10,000.00**
0.181-17	Women's Health Assistance Program	3rd District Murrieta	$5,000.00 $5,000.00	**$10,000.00**
0.182-17	Kin Care	1st District 3rd District	$4,000.00 $5,000.00	**$9,000.00**

Table 3C
Consolidated Plan Listing of Projects
County of Riverside

Project: 0.169-17 - Operation School Bell

Priority Need: Public Services - HIGH

Sponsor: Assistance League of Temecula Valley

Address: 28720 Via Montezuma, Temecula, CA 92590

Project Description: Operation School Bell will use CDBG funds to provide school supplies, new clothing, and shoes to children ages 5-17 from low-income families at a shopping event for eligible children.

Location: 28720 Via Montezuma, Temecula, CA 92590

Objective: 1 - Suitable Living Environment
Outcome: 1 - Availability/Accessibility

Objective Number SL- 1	**Project ID** 0.169-17
HUD Matrix Code 05	**CDBG Citation** 570.201 (e)
CDBG National Objective 570.208 (a)(2)(i)(B) Low Mod Limited Clientele Income Certification	
Start Date 07/01/17	**Completion Date** 06/30/18
Performance Indicator Persons assisted with new access to services.	**Annual Units/Units Upon Completion:** 350
Type of Recipient EDA - Grantee	**Local ID** 41

Funding Sources:

CDBG	**$45,000**
3rd	$10,000
5th	$5,000
Murrieta	$5,000
Wildomar	$10,000
Lake Elsinore	$15,000

The primary purpose of the project is to help: ☐ **the Homeless** ☐ **Persons with HIV/AIDS** ☐ **Persons with Disabilities** ☐ **Public Housing Needs**

Table 3C
Consolidated Plan Listing of Projects
County of Riverside

Project: 0.170-17 - S.A.F.E. At-Risk Youth Program

Priority Need: Public Services - HIGH

Sponsor: Safe Alternatives for Everyone (S.A.F.E.)

Address: 28910 Pujol Street, Temecula, CA 92590

Project Description: S.A.F.E.'s Police Activites League Program is an at-risk youth activity program that provides comprehensive prevention/intervention services, mentoring, and activites for youth age 5-17. CDBG funds will be used for staff salaries (direct cost).

Location: 28910 Pujol Street, Temecula, CA 92590

Objective: 1 - Suitable Living Environment
Outcome: 1 - Availability/Accessibility

Objective Number SL-1	**Project ID** 0.170-17
HUD Matrix Code 05	**CDBG Citation** 570.201 (e)
CDBG National Objective 570.208 (a)(2)(i)(B) Low Mod Limited Clientele Income Certification	
Start Date 07/01/17	**Completion Date** 06/30/18
Performance Indicator Persons assisted with new access to services.	**Annual Units/Units Upon Completion:** 100
Type of Recipient EDA - Grantee	**Local ID** 26

Funding Sources:

CDBG	**$15,000**
1st	$5,000
3rd	$5,000
Murrieta	$5,000

The primary purpose of the project is to help: ☐ **the Homeless** ☐ **Persons with HIV/AIDS** ☐ **Persons with Disabilities** ☐ **Public Housing Needs**

Table 3C
Consolidated Plan Listing of Projects
County of Riverside

Project: 0.171-17 - H.O.P.E. Pantry Program

Priority Need: Public Services - HIGH

Sponsor: Helping Our People in Elsinore (H.O.P.E.)

Address: 506 W. Minthorn Street, Lake Elsinore, CA 92530

Project Description: H.O.P.E. provides meals to needy families, seniors, and homeless persons in Lake Elsinore, Sedco Hills, Canyon Lake, Wildomar, Meadowbrook, and West Perris areas. CDBG funds will be used for consumable supplies, space cost, utilities, food, and transportation costs.

Location: 506 W. Minthorn Street, Lake Elsinore, CA 92530

Objective: 1 - Suitable Living Environment
Outcome: 1 - Availability/Accessibility

Objective Number SL- 1	**Project ID** 0.171-17
HUD Matrix Code 05W	**CDBG Citation** 570.201 (e)
CDBG National Objective 570.208 (a)(2)(i)(B) Low Mod Limited Clientele Income Certification	
Start Date 07/01/17	**Completion Date** 06/30/18
Performance Indicator Persons assisted with new access to services.	**Annual Units/Units Upon Completion:** 450
Type of Recipient EDA - Grantee	**Local ID** 29

Funding Sources:

CDBG	**$48,693**
1st	$27,136
Canyon Lake	$3,407
Lake Elsinore	$18,150

The primary purpose of the project is to help: ☐ **the Homeless** ☐ **Persons with HIV/AIDS** ☐ **Persons with Disabilities** ☐ **Public Housing Needs**

Table 3C
Consolidated Plan Listing of Projects
County of Riverside

Project: 0.172-17 - Service Dogs for Disabled Persons

Priority Need: Public Services - HIGH

Sponsor: Canine Support Teams. Inc

Address: P.O. Box 891767, Temecula, CA 92589

Project Description: Canine Support Teams will train and provide service dogs to disabled individuals requiring a service dog for daily living assistance. CDBG funds will be used for scholarships for eligible participants.

Location: 26500 Scott Road, Menifee, CA 92584

Objective: 1 - Suitable Living Environment
Outcome: 2 - Affordability

Objective Number SL- 2	**Project ID** 0.172-17
HUD Matrix Code 05B	**CDBG Citation** 570.201 (e)
CDBG National Objective 570.208 (a)(2)(i)(A) Low Mod Limited Clientele Presumed	
Start Date 07/01/17	**Completion Date** 06/30/18
Performance Indicator Persons assisted with new access to services.	**Annual Units/Units Upon Completion:** 6
Type of Recipient EDA - Grantee	**Local ID** 36

Funding Sources:

CDBG	**$17,500**
1st	$5,000
2nd	$12,500

The primary purpose of the project is to help: ☐ **the Homeless** ☐ **Persons with HIV/AIDS** ☒ **Persons with Disabilities** ☐ **Public Housing Needs**

Table 3C
Consolidated Plan Listing of Projects
County of Riverside

Project: 0.173-17 - Project Home Program

Priority Need: Public Services - HIGH

Sponsor: Riverside Community Housing Corporation

Address: 5555 Arlington Avenue, Riverside, CA 92504

Project Description: Riverside Community Housing Corporation provides a Project Home Program to provide housing services to at-risk and literally homeless families in Riverside County. Services will provide mobile outreach and navigation to stable housing for 225 households. CDBG funds will be used for staff salaries (direct cost), transportation, and telephone costs.

Location: 5555 Arlington Avenue, Riverside, CA 92504

Objective: 1 - Suitable Living Environment
Outcome: 1 - Availability/Accessibility

Objective Number SL- 1	**Project ID** 0.173-17
HUD Matrix Code 05	**CDBG Citation** 570.201 (e)
CDBG National Objective 570.208 (a)(2)(i)(B) Low Mod Limited Clientele Income Certification	
Start Date 07/01/17	**Completion Date** 06/30/18
Performance Indicator Persons assisted with new access to services.	**Annual Units/Units Upon Completion:** 225
Type of Recipient EDA - Grantee	**Local ID** 68

Funding Sources:

CDBG	**$37,500**
1st	$10,000
2nd	$12,500
3rd	$5,000
5th	$10,000

The primary purpose of the project is to help: ☒ **the Homeless** ☐ **Persons with HIV/AIDS** ☐ **Persons with Disabilities** ☐ **Public Housing Needs**

Table 3C
Consolidated Plan Listing of Projects
County of Riverside

Project: 0.174-17 - 211 Helpline/Information Resource Referral Service

Priority Need: Public Services - HIGH

Sponsor: 211 Community Connect

Address: 2060 University Avenue, Suite 212, Riverside, CA 92507

Project Description: The 211 Information and Referral Service Program is part of a national movement designed to revolutionize access. The call center operates the Helpline Crisis Suicide Prevention Line and has trained Specialist to assist veterans, seniors, disabled, and other individuals needing housing assistance. CDBG funds will be used to purchase equipment, call center software, and other program related expenses to improve the quality of services.

Location: 2060 University Avenue, Suite 212, Riverside, CA 92507

Objective: 1 - Suitable Living Environment
Outcome: 1 - Availability/Accessibility

Objective Number SL- 1	**Project ID** 0.174-17
HUD Matrix Code 05	**CDBG Citation** 570.201 (e)
CDBG National Objective 570.208 (a)(2)(i)(B) Low Mod Limited Clientele Income Certification	
Start Date 07/01/17	**Completion Date** 06/30/18
Performance Indicator Persons assisted with new access to services.	**Annual Units/Units Upon Completion:** 1,500
Type of Recipient EDA - Grantee	**Local ID** 9

Funding Sources:

CDBG	**$18,000**
1st	$5,000
2nd	$5,000
3rd	$3,000
5th	$5,000

The primary purpose of the project is to help: ☐ **the Homeless** ☐ **Persons with HIV/AIDS** ☐ **Persons with Disabilities** ☐ **Public Housing Needs**

Table 3C
Consolidated Plan Listing of Projects
County of Riverside

Project: 0.175-17 - Court Appointed Special Advocate (CASA) Program

Priority Need: Public Services - HIGH

Sponsor: Voices for Children

Address: 2851 Meadow Lark Drive, San Diego, CA 92123

Project Description: Voices for Children, Court Appointed Special Advocate (CASA) Program, provides volunteers who are requested by a judge to represent the best interests of an abused or neglected child in court. These trained volunteers independently investigate an abused child's circumstances, report findings to the Courts, monitor the delivery of services, and advocate on the child's behalf throughout the process. CDBG funds will be used for staff salaries/benefits (direct costs), equipment leases, supplies, telephone, and other operational expenses.

Location: Riverside County Courthouses

Objective: 1 - Suitable Living Environment
Outcome: 1 - Availability/Accessibility

Objective Number SL- 1	**Project ID** 0.175-17
HUD Matrix Code 05N	**CDBG Citation** 570.201 (e)
CDBG National Objective 570.208 (a)(2)(i)(A) Low Mod Limited Clientele Presumed	
Start Date 07/01/17	**Completion Date** 06/30/18
Performance Indicator Persons assisted with new access to services.	**Annual Units/Units Upon Completion:** 24
Type of Recipient EDA - Grantee	**Local ID** 51

Funding Sources:

CDBG	**$59,206**
1st	$10,000
2nd	$20,000
3rd	$14,206
5th	$15,000

The primary purpose of the project is to help: ☐ **the Homeless** ☐ **Persons with HIV/AIDS** ☐ **Persons with Disabilities** ☐ **Public Housing Needs**

Table 3C
Consolidated Plan Listing of Projects
County of Riverside

Project: 0.176-17 - Community Impact Project

Priority Need: Code Enforcement - HIGH

Sponsor: Riverside County TLMA - Code Enforcement Department

Address: P.O. Box 1469, Riverside, CA 92502

Project Description: CDBG funds will be used by the County to conduct enhanced code enforcement activities in targeted unincorporated areas of the County. The purpose of code enforcement is to enhance public safety and the quality of life, through fair enforcement of laws and codes, in partnership with communities, as well as, private and publically-funded improvements, rehabilitation, and other services. The CDBG-funded code enforcement will target dangerous and substandard structures, zoning violations, and other health and safety issues. Eligible costs include the salaries (direct cost), overhead, related expenses of code enforcement officers, and legal proceedings.

Location: Low-Income Unincorporated Communities of Riverside County

Census Tract: 414.10; 414.11; 422.09; 423.00 BG 4; 427.20; 427.23; 427.30 BG 1; 427.45; 433.08; 433.10; 433.11; 433.13; 433.14; 433.15; 437.01; 438.13; 444.02; 444.03; 444.04; 445.05 BG 1, 2; 445.07 BG 1; 445.15 BG 1; 445.16 BG 2; 445.20 BG 2; 445.22 BG 1; 452.28 BG 1; 456.04; 456.05; 456.09 BG 2,3; 457.03 BG 2;; 459.00 BG 1, 2; 469.00; 472.01 BG 1; 472.02 BG 1.

Objective: 1 - Suitable Living Environment
Outcome: 3 - Sustainability

Objective Number SL- 3	**Project ID** 0.176-17
HUD Matrix Code 15	**CDBG Citation** 570.202 (c)
CDBG National Objective 570.208 (a)(1)(i) Low Mod Area	
Start Date 07/01/17	**Completion Date** 06/30/18
Performance Indicator Persons served with new or improved access or who no longer have access to substandard communities.	**Annual Units/Units Upon Completion:** 118,585
Type of Recipient EDA - Grantee	**Local ID** 7

Funding Sources:

CDBG	**$268,384**
2nd	$50,000
3rd	$68,384
4th	$50,000
5th	$100,000

The primary purpose of the project is to help: ☐ **the Homeless** ☐ **Persons with HIV/AIDS** ☐ **Persons with Disabilities** ☐ **Public Housing Needs**

Table 3C
Consolidated Plan Listing of Projects
County of Riverside

Project: 0.177-17 - Home Enhancement Grant Program

Priority Need: Housing Rehabilitation - HIGH

Sponsor: Riverside County Economic Development Agency - Neighborhood Enhancement Unit

Address: 3403 10th Street, Suite 400, Riverside, CA 92501

Project Description: CDBG funds will be used to pay for costs associated with grants to assist homeowners with rehabilitation of stick-built and modular (attached to private land) owner-occupied single-family residences. Grants are for the cost of exterior rehabilitation relative to the health, safety, and Housing Quality Standards of a property as defined by U.S. Department of Housing and Urban Development.

Location: Unincorporated Communities of Riverside County

Objective: 2 - Decent Housing
Outcome: 2 - Affordability

Objective Number DH- 2	**Project ID** 0.177-17
HUD Matrix Code 14A	**CDBG Citation** 570.202
CDBG National Objective 570.208 (a)(3) Low Mod Limited Clientele-Housing Activities	
Start Date 07/01/17	**Completion Date** 06/30/18
Performance Indicator Households that will benefit from affordable housing rehabilitation.	**Annual Units/Units Upon Completion:** 10
Type of Recipient EDA - Grantee	**Local ID** 4

Funding Sources:

CDBG	**$63,331**
2nd	$40,000
5th	$23,331

The primary purpose of the project is to help: ☐ **the Homeless** ☐ **Persons with HIV/AIDS** ☐ **Persons with Disabilities** ☐ **Public Housing Needs**

Table 3C
Consolidated Plan Listing of Projects
County of Riverside

Project: 0.178-17 - Murrieta Comprehensive Care Program

Priority Need: Public Services - HIGH

Sponsor: Roman Catholic Bishop of San Bernardino, dba Community Food Pantry of Murrieta

Address: 38444 Sky Canyon Drive, #190, Murrieta, CA 92563

Project Description: Community Food Pantry of Murrieta provides emergency assistance to homeless and low-income clients. Clients are provided assistance with social services consultations, health/medical care, counseling, clothing, food, and household items. CDBG funds will be used for program related costs.

Location: 39493 and 39429 Los Alamos Road, Murrieta, CA 92563

Objective: 1 - Suitable Living Environment
Outcome: 1 - Availability/Accessibility

Objective Number SL- 1	**Project ID** 0.178-17
HUD Matrix Code 05	**CDBG Citation** 570.201 (e)
CDBG National Objective 570.208 (a)(2)(i)(B) Low Mod Limited Clientele Income Certification	
Start Date 07/01/17	**Completion Date** 06/30/18
Performance Indicator Persons assisted with new access to services.	**Annual Units/Units Upon Completion:** 1,000
Type of Recipient EDA - Grantee	**Local ID** 27

Funding Sources:

CDBG	**$25,000**
3rd	$10,000
Murrieta	$15,000

The primary purpose of the project is to help: ☐ **the Homeless** ☐ **Persons with HIV/AIDS** ☐ **Persons with Disabilities** ☐ **Public Housing Needs**

Table 3C
Consolidated Plan Listing of Projects
County of Riverside

Project: 0.179-17 - Critical Home Maintenance & Repairs Program

Priority Need: Housing Rehabilitation - HIGH

Sponsor: Habitat for Humanity Inland Valley

Address: 27475 Ynez Road, #390, Temecula, CA 92590

Project Description: Habitat for Humanity Inland Valley provides both major and minor home repair for low-to moderate-income families, seniors, and veterans to help keep homes affordable and secure. CDBG funds will be used for staff salaries/benefits (direct costs), consultant and contact services, volunteer supplies, permit fees, and other program related expenses.

Location: Cities of Lake Elsinore & Canyon Lake

Objective: 2 - Decent Housing
Outcome: 2 - Affordability

Objective Number DH- 2	**Project ID** 0.179-17
HUD Matrix Code 14A	**CDBG Citation** 570.202 (b)
CDBG National Objective 570.208 (a)(3) Low Mod Limited Clientele-Housing Activities	
Start Date 07/01/17	**Completion Date** 06/30/18
Performance Indicator Number of units brought from substandard to standard condition.	**Annual Units/Units Upon Completion:** 4
Type of Recipient EDA - Grantee	**Local ID** 15

Funding Sources:

CDBG	**$29,299**
Canyon Lake	$19,299
Lake Elsinore	$10,000

The primary purpose of the project is to help: ☐ **the Homeless** ☐ **Persons with HIV/AIDS** ☐ **Persons with Disabilities** ☐ **Public Housing Needs**

Table 3C
Consolidated Plan Listing of Projects
County of Riverside

Project: 0.180-17 - STEAM Enhancements & Robotics Program

Priority Need: Public Services - HIGH

Sponsor: Oak Grove Center for Education Treatment & the Arts

Address: 24275 Jefferson Avenue, Murrieta, CA 92562

Project Description: The STEAM Enhancements and Robotics Program is the next step in expanding academic technology access to at-risk and vulnerable students. The program will provide high-quality academic and hands-on experience with technology and robotics to ensure that the youth are equipped and ready to pursue a secondary education or enter a competitive workforce. CDBG funds will be used for staff salaries/benefits (direct costs), purchase of equipment, and other program related expenses.

Location: 24275 Jefferson Avenue, Murrieta, CA 92562

Objective: 1 - Suitable Living Environment
Outcome: 1 - Availability/Accessibility

Objective Number SL- 1	**Project ID** 0.180-17
HUD Matrix Code 05	**CDBG Citation** 570.201 (e)
CDBG National Objective 570.208 (a)(2)(i)(B) Low Mod Limited Clientele Income Certification	
Start Date 07/01/17	**Completion Date** 06/30/18
Performance Indicator Persons assisted with new access to services.	**Annual Units/Units Upon Completion:** 75
Type of Recipient EDA - Grantee	**Local ID** 22

Funding Sources:

CDBG	**$10,000**
3rd	$5,000
Murrieta	$5,000

The primary purpose of the project is to help: ☐ **the Homeless** ☐ **Persons with HIV/AIDS** ☐ **Persons with Disabilities** ☐ **Public Housing Needs**

Table 3C
Consolidated Plan Listing of Projects
County of Riverside

Project: 0.181-17 - Women's Health Assistance Program

Priority Need: Public Services - HIGH

Sponsor: Women's Breast Cancer Resource Center

Address: 27645 Jefferson Avenue, #117, Temecula, CA 92590

Project Description: The Women's Health Program provides breast cancer awareness, support, and medical services to low-income women of Southwest Riverside County that are uninsured or underinsured. CDBG funds will be used for salaries (direct cost), counseling, referrals, testing, screening, and other program related expenses.

Location: 27645 Jefferson Avenue, #117, Temecula, CA 92590

Objective: 1 - Suitable Living Environment
Outcome: 1 - Availability/Accessibility

Objective Number SL- 1	**Project ID** 0.181-17
HUD Matrix Code 05	**CDBG Citation** 570.201 (e)
CDBG National Objective 570.208 (a)(2)(i)(B) Low Mod Limited Clientele Income Certification	
Start Date 07/01/17	**Completion Date** 06/30/18
Performance Indicator Persons assisted with new access to services.	**Annual Units/Units Upon Completion:** 50
Type of Recipient EDA - Grantee	**Local ID** 30

Funding Sources:

CDBG	**$10,000**
3rd	$5,000
Murrieta	$5,000

The primary purpose of the project is to help: ☐ **the Homeless** ☐ **Persons with HIV/AIDS** ☐ **Persons with Disabilities** ☐ **Public Housing Needs**

Table 3C
Consolidated Plan Listing of Projects
County of Riverside

Project: 0.182-17 - Kin Care

Priority Need: Public Services - HIGH

Sponsor: California Family Life Center

Address: 930 North State Street, Hemet, CA 92543

Project Description: Kin Care provides a comprehensive needs assessment for individuals and families in order to allow for children to remain within their extended family and not be placed in the foster care system. CDBG funds will assist with operating costs, staff salaries (direct cost), and supplies.

Location: 749 North State Street, Hemet, CA 92543

Objective: 1 - Suitable Living Environment
Outcome: 1 - Availability/Accessibility

Objective Number SL- 1	**Project ID** 0.182-17
HUD Matrix Code 05N	**CDBG Citation** 570.201 (e)
CDBG National Objective 570.208 (a)(2)(i)(A) Low Mod Limited Clientele Presumed	
Start Date 07/01/17	**Completion Date** 06/30/18
Performance Indicator Persons assisted with new access to services.	**Annual Units/Units Upon Completion:** 150
Type of Recipient EDA - Grantee	**Local ID** 20

Funding Sources:

CDBG	**$9,000**
1st	$4,000
3rd	$5,000

The primary purpose of the project is to help: ☐ **the Homeless** ☐ **Persons with HIV/AIDS** ☐ **Persons with Disabilities** ☐ **Public Housing Needs**

Table 3C
Consolidated Plan Listing of Projects
County of Riverside

Project: 1.87-17 - Main Street Transitional Living Program

Priority Need: Public Services - HIGH

Sponsor: Operation SafeHouse

Address: 9685 Hayes Street, Riverside, CA 92503

Project Description: Operation Safehouse provides a Main Street Transitional Living Program for youth to provide housing assistance for homeless, runaways, or those aging out of foster care. CDBG funds will be used for staff salaries (direct cost), utilities, insurance, and supplies to assist in the operation of the facility.

Location: 4509 & 4539 Main Street, Riverside, CA 92501

Objective: 1 - Suitable Living Environment
Outcome: 1 - Availability/Accessibility

Objective Number SL-1	**Project ID** 1.87-17
HUD Matrix Code 03T	**CDBG Citation** 570.201 (e)
CDBG National Objective 570.208 (a)(2)(i)(A) Low Mod Limited Clientele Presumed	
Start Date 07/01/17	**Completion Date** 06/30/18
Performance Indicator Persons assisted with new access to services.	**Annual Units/Units Upon Completion:** 10
Type of Recipient EDA - Grantee	**Local ID** 56

Funding Sources:

CDBG	**$27,136**

The primary purpose of the project is to help: ☒ **the Homeless** ☐ **Persons with HIV/AIDS** ☐ **Persons with Disabilities** ☐ **Public Housing Needs**

Table 3C
Consolidated Plan Listing of Projects
County of Riverside

Project: 1.88-17 - Wildomar Senior Center Transportation Program

Priority Need: Public Services - HIGH

Sponsor: Merit Housing, Inc.

Address: 414 E. Chapman Avenue, Orange, CA 92866

Project Description: Merit Housing provides transportation services to seniors through the Wildomar Senior Center to assist them with getting to and from their essential daily errands, appointments, fitness classes, and outreach programs. CDBG funds will be used to pay staff salaries (direct cost), utilities, pool maintenance, recreational activities, transportation costs, and related operating expenses.

Location: 32325 S. Pasadena Avenue, Wildomar, CA 92595

Objective: 1 - Suitable Living Environment
Outcome: 1 - Availability/Accessibility

Objective Number SL-1	**Project ID** 1.88-17
HUD Matrix Code 05A	**CDBG Citation** 570.201 (e)
CDBG National Objective 570.208 (a)(2)(i)(A) Low Mod Limited Clientele Presumed	
Start Date 07/01/17	**Completion Date** 06/30/18
Performance Indicator Persons assisted with new access to services.	**Annual Units/Units Upon Completion:** 100
Type of Recipient EDA - Grantee	**Local ID** 10

Funding Sources:

CDBG	**$5,000**

The primary purpose of the project is to help: ☐ **the Homeless** ☐ **Persons with HIV/AIDS** ☐ **Persons with Disabilities** ☐ **Public Housing Needs**

Table 3C
Consolidated Plan Listing of Projects
County of Riverside

Project: 1.89-17 - 1st District Public Facility Fund

Priority Need: Public Facilities - HIGH

Sponsor: Riverside County Economic Development Agency

Address: 5555 Arlington Avenue, Riveside, CA 92504

Project Description: CDBG funds will be used to construct eligible public facilities/infrasturctures located in low-income areas or serving low-moderate income persons in the 1st District. As specific and eligible projects are identified, the County will proceed with amendments to the 2017-2018 One Year Action Plan pursuant to the Citizen Participation Plan. Pass-thru project.

Location: First District

Objective: 1- Suitable Living Environment
Outcome: 3 - Sustainability

Objective Number SL- 3	**Project ID** 1.89-17
HUD Matrix Code 03	**CDBG Citation** 570.201 (c)
CDBG National Objective 570.208 (a)(2)(i)(B) Low Mod Limited Clientele Income Certification	
Start Date 07/01/17	**Completion Date** 06/30/18
Performance Indicator Persons served with new or improved access or who no longer have access to a substandard facility or infrastructure.	**Annual Units/Units Upon Completion:** 1
Type of Recipient EDA - Grantee	**Local ID**

Funding Sources:

CDBG	**$447,685**

The primary purpose of the project is to help: ☐ **the Homeless** ☐ **Persons with HIV/AIDS** ☐ **Persons with Disabilities** ☐ **Public Housing Needs**

THIS PAGE INTENTIONALLY LEFT BLANK

Table 3C
Consolidated Plan Listing of Projects
County of Riverside

Project: 2.76-17 - 2nd District Public Facility Fund

Priority Need: Public Facilities - HIGH

Sponsor: Riverside County Economic Development Agency

Address: 5555 Arlington Avenue, Riverside, CA 92504

Project Description: CDBG funds will be used to construct eligible public facilites/infrastructure located in low-income areas or serving low-moderate income persons in the 2nd District. As specific and eligible projects are identified, the County will proceed with amendments to the 2017-2018 One Year Action Plan pursuant to the Citizens Participation Plan.

Location: Second District

Objective: 1 - Suitable Living Environment
Outcome: 3 - Sustainability

Objective Number SL - 3	**Project ID** 2.76-17
HUD Matrix Code 03	**CDBG Citation** 570.201 (c)
CDBG National Objective 570.208 (a)(2)(i)(B) Low Mod Limited Clientele Income Certification	
Start Date 07/01/17	**Completion Date** 06/30/18
Performance Indicator Persons served with new or improved access or who no longer have access to a substandard facility or infrastructure.	**Annual Units/Units Upon Completion:** 1
Type of Recipient EDA - Grantee	**Local ID**

Funding Sources:

CDBG	**$198,403**

The primary purpose of the project is to help: ☐ **the Homeless** ☐ **Persons with HIV/AIDS** ☐ **Persons with Disabilities** ☐ **Public Housing Needs**

THIS PAGE INTENTIONALLY LEFT BLANK

Table 3C
Consolidated Plan Listing of Projects
County of Riverside

Project: 3.132-17 - Idyllwild HELP Center

Priority Need: Public Services - HIGH

Sponsor: Idyllwild HELP Center

Address: P.O. Box 660, Idyllwild, CA 92549

Project Description: The Center provides food, medical assistance, utility/food vouchers, food pantry, and counseling to low-income persons in the Idyllwild, Pine Cove, Fern Valley, and Mountain Center communities. CDBG funds will be used for staff salaries (direct cost).

Location: 26330 Higway 243, Idyllwild, CA 92549

Objective: 1 - Suitable Living Environment
Outcome: 1 - Availability/Accessibility

Objective Number SL-1	**Project ID** 3.132-17
HUD Matrix Code 05	**CDBG Citation** 570.201 (e)
CDBG National Objective 570.208 (a)(2)(i)(B) Low Mod Limited Clientele Income Certification	
Start Date 07/01/17	**Completion Date** 06/30/18
Performance Indicator Persons assisted with new access to services.	**Annual Units/Units Upon Completion:** 125
Type of Recipient EDA - Grantee	**Local ID** 70

Funding Sources:

CDBG	**$10,000**

The primary purpose of the project is to help: ☐ **the Homeless** ☐ **Persons with HIV/AIDS** ☐ **Persons with Disabilities** ☐ **Public Housing Needs**

Table 3C
Consolidated Plan Listing of Projects
County of Riverside

Project: 3.133-17 - Care-A-Van Transit

Priority Need: Public Services - HIGH

Sponsor: Care-A-Van Transit

Address: P.O. Box 1301, San Jacinto, CA 92581

Project Description: Care-A-Van provides transportation services for elderly and permanently disabled individuals to and from medical appointments, visits to social service agencies, and other necessary errands. CDBG funds will be used for staff salaries (direct cost).

Location: 749 N. State Street, Hemet, CA 92543

Objective: 1 - Suitable Living Environment
Outcome: 1 - Availability/Accessibility

Objective Number SL-1	**Project ID** 3.133-17
HUD Matrix Code 05	**CDBG Citation** 570.201 (e)
CDBG National Objective 570.208 (a)(2)(i)(A) Low Mod Limited Clientele Presumed	
Start Date 07/01/17	**Completion Date** 06/30/18
Performance Indicator Persons assisted with new access to services.	**Annual Units/Units Upon Completion:** 225
Type of Recipient EDA - Grantee	**Local ID** 45

Funding Sources:

CDBG	**$5,000**

The primary purpose of the project is to help: ☐ **the Homeless** ☐ **Persons with HIV/AIDS** ☐ **Persons with Disabilities** ☐ **Public Housing Needs**

Table 3C
Consolidated Plan Listing of Projects
County of Riverside

Project: 3.134-17 - Emergency Food Assistance

Priority Need: Public Services - HIGH

Sponsor: Community Pantry

Address: P.O. Box 763, Hemet, CA 92546

Project Description: The Community Pantry provides assistance to individuals and families in need of emergency food in the Hemet and San Jacinto areas. CDBG funds will be used for the purchase of food and other program related expenses.

Location: 521 N. San Jacinto St., Hemet, CA 92543

Objective: 1 - Suitable Living Environment
Outcome: 1 - Availability/Accessibility

Objective Number SL-1	**Project ID** 3.134-17
HUD Matrix Code 05W	**CDBG Citation** 570.201 (e)
CDBG National Objective 570.208 (a)(2)(i)(B) Low Mod Limited Clientele Income Certification	
Start Date 07/01/17	**Completion Date** 06/30/18
Performance Indicator Persons assisted with new access to services.	**Annual Units/Units Upon Completion:** 1,000
Type of Recipient EDA - Grantee	**Local ID** 71

Funding Sources:

CDBG	**$10,000**

The primary purpose of the project is to help: ☐ **the Homeless** ☐ **Persons with HIV/AIDS** ☐ **Persons with Disabilities** ☐ **Public Housing Needs**

Table 3C
Consolidated Plan Listing of Projects
County of Riverside

Project: 3.135-17 - FSA San Jacinto Senior Service Program

Priority Need: Public Services - HIGH

Sponsor: Family Services Association (FSA)

Address: 21250 Box Springs Road, Suite 212, Moreno Valley, CA 92557

Project Description: FSA offers More than a Meal program to senior residents of the San Jacinto Valley. The program provides meals to seniors 62 years of age and older in either a group setting or home-delivered services. The meal service helps preserve dignity and independence by delaying nursing home placements, as well as reducing the frequency of hospitalizations and improving physical health through meeting nutritional needs. CDBG funds will be used for staff salaries (direct cost), food, supplies, and other program related expenses.

Location: 625 S. Pico Avenue, San Jacinto, CA 92583

Objective: 1 - Suitable Living Environment
Outcome: 1 - Availability/Accessibility

Objective Number SL-1	**Project ID** 3.135-17
HUD Matrix Code 05A	**CDBG Citation** 570.201 (e)
CDBG National Objective 570.208 (a)(2)(i)(A) Low Mod Limited Clientele Presumed	
Start Date 07/01/17	**Completion Date** 06/30/18
Performance Indicator Persons assisted with new access to services.	**Annual Units/Units Upon Completion:** 300
Type of Recipient EDA - Grantee	**Local ID** 31

Funding Sources:

CDBG	**$20,000**

The primary purpose of the project is to help: ☐ **the Homeless** ☐ **Persons with HIV/AIDS** ☐ **Persons with Disabilities** ☐ **Public Housing Needs**

Table 3C
Consolidated Plan Listing of Projects
County of Riverside

Project: 3.136-17 - Anza Community Hall Improvement Project - Phase II

Priority Need: Public Facilities - HIGH

Sponsor: Anza Community Building, Inc.

Address: P.O. Box 390091, Anza, CA 92539

Project Description: The Anza Community Hall provides food assistance, healthcare services, and education classes to residents in the Anza Valley area. CDBG funds will be used for architectural and design, construction, and materials for ADA upgrades.

Location: 56630 CA-371, Anza, CA 92539

Census Tract: 444.02 BG 1,2,3,4; 444.03 BG 1,2,3; 444.05 BG 1,2; 445.05 BG 1,2

Objective: 1 - Suitable Living Environment
Outcome: 1 - Availability/Accessibility

Objective Number SL-1	**Project ID** 3.136-17
HUD Matrix Code 03E	**CDBG Citation** 570.201 (c)
CDBG National Objective 570.208 (a)(1)(i) Low Mod Area	
Start Date 07/01/17	**Completion Date** 06/30/18
Performance Indicator Persons served with improved access to a public facility or infrastructure benefit.	**Annual Units/Units Upon Completion:** 5,225
Type of Recipient EDA - Grantee	**Local ID** 69

Funding Sources:

CDBG	**$70,000**

The primary purpose of the project is to help: ☐ the Homeless ☐ Persons with HIV/AIDS ☒ Persons with Disabilities ☐ Public Housing Needs

THIS PAGE INTENTIONALLY LEFT BLANK

Table 3C
Consolidated Plan Listing of Projects
County of Riverside

Project: 4.211-17 - St. Elizabeth Food Pantry

Priority Need: Public Service - HIGH

Sponsor: St. Elizabeth of Hungary Food Pantry

Address: 66700 Pierson Boulevard, Desert Hot Springs, CA 92240

Project Description: St. Elizabeth Food Pantry provides food packages to low-income families, elderly, disabled, at-risk youth, and homeless individuals located in the Desert Hot Springs area. CDBG funds will be used for operational costs including utilities, food supplies, and other operational expenses.

Location: 66700 Pierson Boulevard, Desert Hot Springs, CA 92240

Objective: 1 - Suitable Living Environment
Outcome: 1 - Availability/Accessibility

Objective Number SL-1	**Project ID** 4.211-17
HUD Matrix Code 05W	**CDBG Citation** 570.201 (e)
CDBG National Objective 570.208 (a)(2)(i)(B) Low Mod Limited Clientele Income Certification	
Start Date 07/01/17	**Completion Date** 06/30/18
Performance Indicator Persons assisted with new access to services.	**Annual Units/Units Upon Completion:** 500
Type of Recipient EDA - Grantee	**Local ID** 62

Funding Sources:

CDBG	**$5,000**

The primary purpose of the project is to help: ☐ **the Homeless** ☐ **Persons with HIV/AIDS** ☐ **Persons with Disabilities** ☐ **Public Housing Needs**

Table 3C
Consolidated Plan Listing of Projects
County of Riverside

Project: 4.212-17 - Mecca Comfort Station

Priority Need: Public Services - HIGH

Sponsor: Galilee Center

Address: P.O. Box 308, Mecca, CA 92254

Project Description: The Galilee Center provides food, clothing, services, and rental assistance to low-income individuals residing in the eastern Coachella Valley. CDBG funds will be used for direct program costs such as laundry and shower facility supplies, utilities, staff salaries (direct cost), and other program related costs.

Location: 66-101 Hammond Street, Mecca, CA 92254

Objective: 1 - Suitable Living Environment
Outcome: 1 - Availability/Accessibility

Objective Number SL-1	**Project ID** 4.212-17
HUD Matrix Code 05	**CDBG Citation** 570.201 (e)
CDBG National Objective 570.208 (a)(2)(i)(B) Low Mod Limited Clientele Income Certification	
Start Date 07/01/17	**Completion Date** 06/30/18
Performance Indicator Persons assisted with new access to services.	**Annual Units/Units Upon Completion:** 50
Type of Recipient EDA - Grantee	**Local ID** 50

Funding Sources:

CDBG	**$25,000**

The primary purpose of the project is to help: ☐ **the Homeless** ☐ **Persons with HIV/AIDS** ☐ **Persons with Disabilities** ☐ **Public Housing Needs**

Table 3C
Consolidated Plan Listing of Projects
County of Riverside

Project: 4.213-17 - Food Assistance Program

Priority Need: Public Service - HIGH

Sponsor: Family Services of the Desert, Inc.

Address: 14080 Palm Drive, Suite E, Desert Hot Springs, CA 92240

Project Description: Family Services of the Desert provides mental health and family services, including food assistance, to residents of Eastern Riverside County. CDBG funds will be used to pay for staff salaries (direct cost), office space, supplies, utilities, and transportation expenses associated with their food assistance program.

Location: 14080 Palm Drive, Suite E, Desert Hot Springs, CA 92240

Objective: 1 - Suitable Living Environment
Outcome: 1 - Availability/Accessibility

Objective Number SL-1	**Project ID** 4.213-17
HUD Matrix Code 05W	**CDBG Citation** 570.201 (e)
CDBG National Objective 570.208 (a)(2)(i)(B) Low Mod Limited Clientele Income Certification	
Start Date 07/01/17	**Completion Date** 06/30/18
Performance Indicator Persons assisted with new access to services.	**Annual Units/Units Upon Completion:** 1,800
Type of Recipient EDA - Grantee	**Local ID** 6

Funding Sources:

CDBG	**$6,000**

The primary purpose of the project is to help: ☐ **the Homeless** ☐ **Persons with HIV/AIDS** ☐ **Persons with Disabilities** ☐ **Public Housing Needs**

Table 3C
Consolidated Plan Listing of Projects
County of Riverside

Project: 4.214-17 - Blythe Harmony Kitchen

Priority Need: Public Services

Sponsor: Palo Verde Senior Citizens Non Profit Corp

Address: P.O. Box 2067, Blythe, CA 92226

Project Description: The Harmony Kitchen provides lunch, five days a week, to low-income individuals, seniors, and homeless residents of the Palo Verde Valley. CDBG funds will be used for food and other operational expenses such as utilities, staff salaries (direct cost), and program supplies.

Location: 219 South Main Street, Blythe, CA 92225

Objective: 1 - Suitable Living Environment
Outcome: 1 - Availability/Accessibility

Objective Number SL-1	**Project ID** 4.214-17
HUD Matrix Code 05W	**CDBG Citation** 570.201 (e)
CDBG National Objective 570.208 (a)(2)(i)(B) Low Mod Limited Clientele Income Certification	
Start Date 07/01/17	**Completion Date** 06/30/18
Performance Indicator Persons assisted with new access to services.	**Annual Units/Units Upon Completion:** 400
Type of Recipient EDA - Grantee	**Local ID** 72

Funding Sources:

CDBG	**$6,477**

The primary purpose of the project is to help: ☐ **the Homeless** ☐ **Persons with HIV/AIDS** ☐ **Persons with Disabilities** ☐ **Public Housing Needs**

Table 3C
Consolidated Plan Listing of Projects
County of Riverside

Project: 4.215-17 - Permanent Supportive Housing Program

Priority Need: Public Services - HIGH

Sponsor: Jewish Family Service of San Diego

Address: 8804 Balboa Avenue, San Diego, CA 92123

Project Description: Jewish Family Service of San Diego provides comfortable, safe, and affordable housing for chronically homeless, permanently disabled individuals throughout the Coachella Valley. CDBG funds will be used for consumable program supplies.

Location: 400 S. Farrell Drive, Palm Springs, CA 92262

Objective: 1 - Suitable Living Environment
Outcome: 1 - Availability/Accessibility

Objective Number SL-1	**Project ID** 4.215-17
HUD Matrix Code 03T	**CDBG Citation** 570.201 (e)
CDBG National Objective 570.208 (a)(2)(i)(A) Low Mod Limited Clientele Presumed	
Start Date 07/01/17	**Completion Date** 06/30/18
Performance Indicator Persons assisted with new access to services.	**Annual Units/Units Upon Completion:** 120
Type of Recipient EDA - Grantee	**Local ID** 24

Funding Sources:

CDBG	**$10,000**

The primary purpose of the project is to help: ☒ **the Homeless** ☐ **Persons with HIV/AIDS** ☒ **Persons with Disabilities** ☐ **Public Housing Needs**

Table 3C
Consolidated Plan Listing of Projects
County of Riverside

Project: 4.216-17 – Colorado River Community Center Improvement Project - Phase II

Priority Need: Public Facilities - HIGH

Sponsor: Colorado River Senior Citizens (CRSC)

Address: HCR 20 BOX 3408, Blythe, CA 92225

Project Description: The Colorado River Senior Center provides essential services and prgrams to residents in the remote Colorado River Communities. CRSC will use CDBG funds to complete facility upgrades at the Center. These upgrades consist of the replacement of existing inefficient A/C units, improvements to the walk-in freezer, solar panel installation, and other improvements.

Location: 1 Hidden Valley Road, Blythe, CA 92225

Census Tract: 469 BG 1, 9401 BG 1 & 2

Objective: 1 - Suitable Living Environment
Outcome: 1 - Availability/Accessibility

Objective Number SL-1	**Project ID** 4.216-17
HUD Matrix Code 03	**CDBG Citation** 570.201 (c)
CDBG National Objective 570.208 (a)(1)(i) Low Mod Area	
Start Date 07/01/17	**Completion Date** 06/30/18
Performance Indicator Persons served with improved access to a public facility or infrastructure benefit.	**Annual Units/Units Upon Completion:** 3,460
Type of Recipient EDA - Grantee	**Local ID** 42

Funding Sources:

CDBG	**$65,000**

The primary purpose of the project is to help: ☐ **the Homeless** ☐ **Persons with HIV/AIDS** ☐ **Persons with Disabilities** ☐ **Public Housing Needs**

Table 3C
Consolidated Plan Listing of Projects
County of Riverside

Project: 4.217-17 - Mecca Elementary School Playground Improvements

Priority Need: Public Facilities - HIGH

Sponsor: Coachella Valley Unified School District (CVUSD)

Address: 83-755 Avenue 55, Thermal, CA 92554

Project Description: Mecca Elementary is located in a low-moderate income area in the 4th District. CDBG funds will be used to purchase and install three shade structures. The improvements will provide a safer and improved recreational area for the community.

Location: 65-250 Cahuilla Street, Mecca, CA 92254

Census Tract: 456.04 BG1,2,3,4

Objective: 1 - Suitable Living Environment
Outcome: 1 - Availability/Accessibility

Objective Number SL-1	**Project ID** 4.217-17
HUD Matrix Code 03F	**CDBG Citation** 570.201 (c)
CDBG National Objective 570.208 (a)(1)(i) Low Mod Area	
Start Date 07/01/17	**Completion Date** 06/30/18
Performance Indicator Persons served with improved access to a public facility or infrastructure benefit.	**Annual Units/Units Upon Completion:** 10,665
Type of Recipient EDA - Grantee	**Local ID** 64

Funding Sources:

CDBG	**$82,972**

The primary purpose of the project is to help: ☐ **the Homeless** ☐ **Persons with HIV/AIDS** ☐ **Persons with Disabilities** ☐ **Public Housing Needs**

Table 3C
Consolidated Plan Listing of Projects
County of Riverside

Project: 4.218-17 - North Shore After-School Program

Priority Need: Public Services - HIGH

Sponsor: Desert Recreation District

Address: 45305 Oasis Street, Indio, CA 92201

Project Description: The Desert Recreation District's program provides access to children from low-income families to participate in the After-School Program in the unincorporated community of North Shore. Children will be afforded the opportunity to participate in supervised creative arts, sports, special events, theme days, drama, games, and homework assistance. CDBG funds will be used to pay for salaries (direct cost), program supplies, and materials.

Location: 99-155 Sea View Drive, North Shore, CA 92254

Objective: 1 - Suitable Living Environment
Outcome: 1 - Availability/Accessibility

Objective Number SL-1	**Project ID** 4.218-17
HUD Matrix Code 05	**CDBG Citation** 570.201 (e)
CDBG National Objective 570.208 (a)(2)(i)(B) Low Mod Limited Clientele Income Certification	
Start Date 07/01/17	**Completion Date** 06/30/18
Performance Indicator Persons assisted with new access to services.	**Annual Units/Units Upon Completion:** 40
Type of Recipient EDA - Grantee	**Local ID** 11

Funding Sources:

CDBG	**$10,000**

The primary purpose of the project is to help: ☐ **the Homeless** ☐ **Persons with HIV/AIDS** ☐ **Persons with Disabilities** ☐ **Public Housing Needs**

Table 3C
Consolidated Plan Listing of Projects
County of Riverside

Project: 4.219-17 - Community Recreation Service and Community Engagement

Priority Need: Public Services - HIGH

Sponsor: Desert Recreation District

Address: 45305 Oasis Street, Indio, CA 92201

Project Description: The Desert Recreation District's program provides community events, activities, movies in the park, teen activities, youth camps, after-school programs, and other recreational programs to residents in North Shore, Mecca, Oasis, Thermal, Thousand Palms, and the Dillon Road communities. CDBG funds will be used to pay for program related expenses, such as staff salaries (direct cost), materials, supplies, and equipment.

Location: Multiple Locations

Census Tract: 444.03 BG3; 445.05 BG1,2; 445.16 BG1; 445.20 BG1,2; 445.22 BG1; 452.28 BG1; 456.04 BG1,2,3,4; 456.05 BG1,2,3,4,5; 456.09 BG2,3; 457.03 BG2; 469.00 BG1; 472.02BG1; 472.01 BG1

Objective: 1 - Suitable Living Environment
Outcome: 1 - Availability/Accessibility

Objective Number SL-1	**Project ID** 4.219-17
HUD Matrix Code 05	**CDBG Citation** 570.201 (e)
CDBG National Objective 570.208 (a)(1)(i) Low Mod Area	
Start Date 07/01/17	**Completion Date** 06/30/18
Performance Indicator Persons assisted with new access to services.	**Annual Units/Units Upon Completion:** 7,225
Type of Recipient EDA - Grantee	**Local ID** 38

Funding Sources:

CDBG	**$10,000**

The primary purpose of the project is to help: ☐ **the Homeless** ☐ **Persons with HIV/AIDS** ☐ **Persons with Disabilities** ☐ **Public Housing Needs**

Table 3C
Consolidated Plan Listing of Projects
County of Riverside

Project: 4.220-17 - Desert AIDS Generator Project - Phase III

Priority Need: Public Facilities - HIGH

Sponsor: Desert AIDS Project (D.A.P)

Address: 1695 North Sunrise Way, Palm Springs, CA 92262

Project Description: The Desert AIDS Project provides medical care and comprehensive support services to people living with HIV/AIDS in the Desert communities. D.A.P. will use CDBG funds for costs associated with the third phase of installing an EPA certified emergency back-up generator. Expenses include labor, materials, construction plans, consultants, permit fees, and other project fees.

Location: 1695 North Sunrise Way, Palm Springs, CA 92262

Objective: 1 - Suitable Living Environment
Outcome: 1 - Availability/Accessibility

Objective Number SL-1	**Project ID** 4.220-17
HUD Matrix Code 03S	**CDBG Citation** 570.201 (e)
CDBG National Objective 570.208 (a)(2)(i)(A) Low Mod Limited Clientele Presumed	
Start Date 07/01/17	**Completion Date** 06/30/18
Performance Indicator Persons served with improved access to a public facility or infrastructure benefit.	**Annual Units/Units Upon Completion:** 2,300
Type of Recipient EDA - Grantee	**Local ID** 19

Funding Sources:

CDBG	**$50,000**

The primary purpose of the project is to help: ☐ **the Homeless** ☒ **Persons with HIV/AIDS** ☐ **Persons with Disabilities** ☐ **Public Housing Needs**

Table 3C
Consolidated Plan Listing of Projects
County of Riverside

Project: 4.221-17 - Center for Non Profit Advancement (CNA) Building ADA Improvements

Priority Need: Public Facilities - HIGH

Sponsor: The Regional Access Project Foundation

Address: 41-550 Eclectric Street, Palm Desert, CA 92260

Project Description: The Center for Nonprofit Advancement (CNA) provides capacity building services to nonprofits serving the residents of the Coachella Valley to increase access to resources. CDBG funds will be used for architectural and design, construction, and materials for ADA upgrades.

Location: 41-550 Eclectric Street, Palm Desert, CA 92260

Objective: 1 - Suitable Living Environment
Outcome: 1 - Availability/Accessibility

Objective Number SL-1	**Project ID** 4.221-17
HUD Matrix Code 03	**CDBG Citation** 570.201 (c)
CDBG National Objective 570.208 (a)(2)(i)(A) Low Mod Limited Clientele Presumed	
Start Date 07/01/17	**Completion Date** 06/30/18
Performance Indicator Persons served with improved access to a public facility or infrastructure benefit.	**Annual Units/Units Upon Completion:** 48,225
Type of Recipient EDA - Grantee	**Local ID**

Funding Sources:

CDBG	**$100,000**

The primary purpose of the project is to help: ☐ **the Homeless** ☐ **Persons with HIV/AIDS** ☒ **Persons with Disabilities** ☐ **Public Housing Needs**

Table 3C
Consolidated Plan Listing of Projects
County of Riverside

Project: 4.222-17 - Riverside County Small Business Growth Program

Priority Need: Micro-Enterprise Assistance - HIGH

Sponsor: University Enterprises Corporation at CSUSB

Address: 5500 University Parkway, San Bernardino, CA 92507

Project Description: The Coachella Valley Women's Business Center will provide consulting, training, and mentoring services to low- to moderate-income micro-enterprises in an effort to provide opportunity for growth. CDBG funds will be used for staff salaries/benefits (direct costs).

Location: 77806 Flora Road, Suite A, Palm Desert, CA 92211

Objective: 3 - Economic Opportunity
Outcome: 1 - Availability/Accessibility

Objective Number EO-1	**Project ID** 4.222-17
HUD Matrix Code 18C	**CDBG Citation** 570.201 (o)
CDBG National Objective 570.208 (a)(2)(iii) Low Mod Limited Clientele Micro Enterprise Assistance	
Start Date 07/01/17	**Completion Date** 06/30/18
Performance Indicator Number of businesses provided assistance.	**Annual Units/Units Upon Completion:** 8
Type of Recipient EDA - Grantee	**Local ID** 73

Funding Sources:

CDBG	**$10,000**

The primary purpose of the project is to help: ☐ **the Homeless** ☐ **Persons with HIV/AIDS** ☐ **Persons with Disabilities** ☐ **Public Housing Needs**

Table 3C
Consolidated Plan Listing of Projects
County of Riverside

Project: 5.89-17 - Teen Leaders Program

Priority Need: Public Services - HIGH

Sponsor: Boys & Girls Clubs of the San Gorgonio Pass

Address: P.O. Box 655, Beaumont, CA 92223

Project Description: The Boys and Girls Club of San Gorgonio Pass provides an after-school program that includes mentorship, guidance, and enrichment programs for low-income youth in the community. Activities include character building, education and leadership, career exploration, money management, health and nutrition programs, and other related activities. CDBG funds will be used for staff salaries (direct cost), travel, and consumable supplies.

Location: 240 W. Ramsey, Banning, CA 92220

Objective: 1 - Suitable Living Environment
Outcome: 1 - Availability/Accessibility

Objective Number SL-1	**Project ID** 5.89-17
HUD Matrix Code 05D	**CDBG Citation** 570.201 (e)
CDBG National Objective 570.208 (a)(2)(i)(B) Low Mod Limited Clientele Income Certification	
Start Date 07/01/17	**Completion Date** 06/30/18
Performance Indicator Persons assisted with new access to services.	**Annual Units/Units Upon Completion:** 10
Type of Recipient EDA - Grantee	**Local ID** 33

Funding Sources:

CDBG	**$5,000**

The primary purpose of the project is to help: ☐ **the Homeless** ☐ **Persons with HIV/AIDS** ☐ **Persons with Disabilities** ☐ **Public Housing Needs**

Table 3C
Consolidated Plan Listing of Projects
County of Riverside

Project: 5.90-17 - Menifee Valley Community Cupboard

Priority Need: Public Service - HIGH

Sponsor: Menifee Valley Community Cupboard

Address: P.O. Box 2253, Menifee, CA 92586

Project Description: The Community Cupboard provides emergency food boxes to low-income individuals and families living in Menifee Valley. CDBG funds will be used for salaries (direct cost), utilities, rent, and the purchase of food.

Location: 26808 Cherry Hills Boulevard, Menifee, CA 92586

Objective: 1 - Suitable Living Environment
Outcome: 1 - Availability/Accessibility

Objective Number SL-1	**Project ID** 5.90-17
HUD Matrix Code 05W	**CDBG Citation** 570.201 (e)
CDBG National Objective 570.208 (a)(2)(i)(B) Low Mod Limited Clientele Income Certification	
Start Date 07/01/17	**Completion Date** 06/30/18
Performance Indicator Persons assisted with new access to services.	**Annual Units/Units Upon Completion:** 1,150
Type of Recipient EDA - Grantee	**Local ID** 5

Funding Sources:

CDBG	**$15,000**

The primary purpose of the project is to help: ☐ **the Homeless** ☐ **Persons with HIV/AIDS** ☐ **Persons with Disabilities** ☐ **Public Housing Needs**

Table 3C
Consolidated Plan Listing of Projects
County of Riverside

Project: 5.91-17 - Boys and Girls Club - Camp Kids Program

Priority Need: Public Services - HIGH

Sponsor: Boys & Girls Clubs of the San Gorgonio Pass

Address: P.O. Box 655, Beaumont, CA 92223

Project Description: The Boys and Girls Club of San Gorgonio Pass provides afterschool, summer, and winter break programs at Brookside Elementary in the summer and Anna Hause Elementary School during all other school breaks. Services include character building, sports and recreation, photography, field trips, and computer education. CDBG funds will used for staff salaries (direct cost) and consumable supplies.

Location: 38755 Brookside Avenue, and 1015 Carnation Lane, Beaumont, CA 92223

Objective: 1 - Suitable Living Environment
Outcome: 1 - Availability/Accessibility

Objective Number SL-1	**Project ID** 5.91-17
HUD Matrix Code 05	**CDBG Citation** 570.201 (e)
CDBG National Objective 570.208 (a)(2)(i)(B) Low Mod Limited Clientele Income Certification	
Start Date 07/01/17	**Completion Date** 06/30/18
Performance Indicator Persons assisted with new access to services.	**Annual Units/Units Upon Completion:** 10
Type of Recipient EDA - Grantee	**Local ID** 43

Funding Sources:

CDBG	**$5,000**

The primary purpose of the project is to help: ☐ **the Homeless** ☐ **Persons with HIV/AIDS** ☐ **Persons with Disabilities** ☐ **Public Housing Needs**

Table 3C
Consolidated Plan Listing of Projects
County of Riverside

Project: 5.92-17 - Noble Creek Community Center ADA Accessibility Project

Priority Need: Public Facilities - HIGH

Sponsor: Beaumont-Cherry Valley Recreation and Park District

Address: 390 W. Oak Valley Parkway, Beaumont, CA 92223

Project Description: The Beaumont-Cherry Valley Recreation and Park District will use CDBG funds for ADA restroom expansion, ADA compliant parking, and pathways. Eligible cost will include construction of an ADA addition at an existing restroom, an accessible path of travel to and from the restroom, signage, and all building appurtenances.

Location: 390 W. Oak Valley Parkway, Beaumont, CA 92223

Objective: 1 - Suitable Living Environment
Outcome: 1 - Availability/Accessibility

Objective Number SL-1	**Project ID** 5.92-17
HUD Matrix Code 03F	**CDBG Citation** 570.201 (c)
CDBG National Objective 570.208 (a)(2)(i)(A) Low Mod Limited Clientele Presumed	
Start Date 07/01/17	**Completion Date** 06/30/18
Performance Indicator Persons served with new or improved access or who no longer have access to a substandard facility or infrastructure.	**Annual Units/Units Upon Completion:** 2,583
Type of Recipient EDA - Grantee	**Local ID** 34

Funding Sources:

CDBG	**$125,000**

The primary purpose of the project is to help: ☐ the Homeless ☐ Persons with HIV/AIDS ☒ Persons with Disabilities ☐ Public Housing Needs

Consolidated Plan Listing of Projects
County of Riverside

Project: 5.93-17 - Case Work Services

Priority Need: Public Services - HIGH

Sponsor: Catholic Charities San Bernardino & Riverside Counties

Address: 1450 North D. Street, San Bernardino, CA 92405

Project Description: The Casework Services Program provides assistance to low-income persons in Riverside County by providing case management services for individuals requiring homeless services, homelessness prevention services, supportive services, rapid re-housing services, and information and referral services. CDBG funds will be used for program costs including food supplies, client utility payments, motel vouchers, and rental/mortgage assistance.

Location: 2030 Madison Street, Riverside, CA 92504

Objective: 1 - Suitable Living Environment
Outcome: 1 - Availability/Accessibility

Objective Number SL-1	**Project ID** 5.93-17
HUD Matrix Code 05	**CDBG Citation** 570.201 (e)
CDBG National Objective 570.208 (a)(2)(i)(B) Low Mod Limited Clientele Income Certification	
Start Date 07/01/17	**Completion Date** 06/30/18
Performance Indicator Persons assisted with new access to services.	**Annual Units/Units Upon Completion:** 40
Type of Recipient EDA - Grantee	**Local ID** 63

Funding Sources:

CDBG	**$5,000**

The primary purpose of the project is to help: ☐ **the Homeless** ☐ **Persons with HIV/AIDS** ☐ **Persons with Disabilities** ☐ **Public Housing Needs**

THIS PAGE INTENTIONALLY LEFT BLANK

Table 3C
Consolidated Plan Listing of Projects
County of Riverside

Project: 5.BN.36-17 - Lions Park Expansion Project

Priority Need: Public Facilities - HIGH

Sponsor: City of Banning

Address: P.O. Box 998, Banning, CA 92220

Project Description: The City of Banning will use CDBG funds to complete the Lions Park Expansion project by developing an additional 7.36 adjacent acres owned by the City. CDBG funds will be used specifically for the construction of two multipurpose fields, parking, lighting, and landscaping.

Location: Lions Park, NW corner of Hargrave and Charles Streets

Census Tract: 441.01 BG 2; 442.00 BG 2; 443.00 BG 1; 443.00 BG 2

Objective: 1 - Suitable Living Environment
Outcome: 1 - Availability/Accessibility

Objective Number SL- 1	**Project ID** 5.BN.36-17
HUD Matrix Code 03F	**CDBG Citation** 570.201 (c)
CDBG National Objective 570.208 (a)(1)(i) Low Mod Area	
Start Date 07/01/17	**Completion Date** 06/30/18
Performance Indicator Persons served with improved access to a public facility or infrastructure benefit.	**Annual Units/Units Upon Completion:** 7,195
Type of Recipient EDA - Grantee	**Local ID**

Funding Sources:

CDBG	**$172,516**

The primary purpose of the project is to help: ☐ **the Homeless** ☐ **Persons with HIV/AIDS** ☐ **Persons with Disabilities** ☐ **Public Housing Needs**

THIS PAGE INTENTIONALLY LEFT BLANK

Table 3C
Consolidated Plan Listing of Projects
County of Riverside

Project: 5.BEA.33-17 - City of Beaumont Sidewalk, Curb, and Gutter Improvement Project

Priority Need: Public Facilities - HIGH

Sponsor: City of Beaumont

Address: 550 E. Sixth Street, Beaumont, CA 92223

Project Description: The City of Beaumont will use CDBG funds for sidewalk improvements along California, Olive, Beaumont and Elm Avenue, and 1st through 8th Street. The new sidewalks will improve pedestrian safety and ADA accessibility.

Location: Streets along California, Orange, Beaumont, Elm, and 1st-8th Street

Census Tract: 440.00 BG 1, 2

Objective: 1 - Suitable Living Environment
Outcome: 1 - Availability/Accessibility

Objective Number SL- 1	**Project ID** 5.BEA.33-17
HUD Matrix Code 03L	**CDBG Citation** 570.201 (c)
CDBG National Objective 570.208 (a)(1)(i) Low Mod Area	
Start Date 07/01/17	**Completion Date** 06/30/18
Performance Indicator Persons served with improved access to a public facility or infrastructure benefit.	**Annual Units/Units Upon Completion:** 2,090
Type of Recipient EDA - Grantee	**Local ID**

Funding Sources:

CDBG	**$160,832**

The primary purpose of the project is to help: ☐ **the Homeless** ☐ **Persons with HIV/AIDS** ☐ **Persons with Disabilities** ☐ **Public Housing Needs**

THIS PAGE INTENTIONALLY LEFT BLANK

Table 3C
Consolidated Plan Listing of Projects
County of Riverside

Project: 4.BL.41-17 - Blythe Park Improvements

Priority Need: Public Facilities - HIGH

Sponsor: City of Blythe

Address: 235 North Broadway, Blythe, CA 92225

Project Description: The City of Blythe will use CDBG funds to complete park upgrades and improvements at Todd and Miller Parks including safety, restroom facility, irrigation, and other park amenities. CDBG funds will be used to pay costs associated with the design, construction, and project management of the park improvements.

Location: Todd Park-405 N. Broadway, Blythe, CA 92225 and Miller Park-500 S. Lovekin,Blythe, CA 92225

Census Tract: 459 BG1; 461.01 BG1,2; 461.02 BG1; 461.03 BG1,2; 462 BG 1,2; 469 BG 1; 470 BG1,2

Objective: 1 - Suitable Living Environment
Outcome: 1 - Availability/Accessibility

Objective Number SL- 1	**Project ID** 4.BL.41-17
HUD Matrix Code 03F	**CDBG Citation** 570.201 (c)
CDBG National Objective 570.208 (a)(1)(i) Low Mod Area	
Start Date 07/01/17	**Completion Date** 06/30/18
Performance Indicator Persons served with improved access to a public facility or infrastructure benefit.	**Annual Units/Units Upon Completion:** 15,440
Type of Recipient EDA - Grantee	**Local ID**

Funding Sources:

CDBG	**$57,805**

The primary purpose of the project is to help: ☐ **the Homeless** ☐ **Persons with HIV/AIDS** ☐ **Persons with Disabilities** ☐ **Public Housing Needs**

Table 3C
Consolidated Plan Listing of Projects
County of Riverside

Project: 4.BL.42-17 - Blythe Emergency Food Pantry

Priority Need: Public Service - HIGH

Sponsor: City of Blythe

City Subrecipient: Blythe Emergency Food Pantry

Address: 235 North Broadway, Blythe, CA 92225

Project Description: The Blythe Emergency Food Pantry provides nutritious supplementary food to low-income and homeless residents of the Palo Verde Valley area. CDBG funds will be used to pay pantry facility rent, purchase food supplies, and to pay for other operational expenses.

Location: 181 South Main Street, Blythe, CA 92225

Objective: 1 - Suitable Living Environment
Outcome: 1 - Availability/Accessibility

Objective Number SL- 1	**Project ID** 4.BL.42-17
HUD Matrix Code 05W	**CDBG Citation** 570.201 (e)
CDBG National Objective 570.208 (a)(2)(i)(B) Low Mod Limited Clientele Income Certification	
Start Date 07/01/17	**Completion Date** 06/30/18
Performance Indicator Persons assisted with new access to services.	**Annual Units/Units Upon Completion:** 650
Type of Recipient EDA - Grantee	**Local ID**

Funding Sources:

CDBG	**$7,072**

The primary purpose of the project is to help: ☐ **the Homeless** ☐ **Persons with HIV/AIDS** ☐ **Persons with Disabilities** ☐ **Public Housing Needs**

Table 3C
Consolidated Plan Listing of Projects
County of Riverside

Project: 4.CO.15-17 - Code Enforcement Program

Priority Need: Code Enforcement - HIGH

Sponsor: City of Coachella

Address: 1515 Sixth Street, Coachella, CA 92236

Project Description: The City of Coachella Code Enforcement Department will use CDBG funds to pay for cost associated with the inspection of code violations and the enforcement of building and safety codes in targeted low/moderate-income neighborhoods in the City. The CDBG funded Code Enforcement activities are part of a comprehensive revitalization effort to address and mitigate blighting conditions. Eligible expenses will include salaries, benefits, and overhead associated with the code enforcement officers.

Location: Citywide

Census Tract: 452.22; 452.26; 456.06; 456.09; 457.03; 457.04; 457.05; 457.06; 457.07

Objective: 1 - Suitable Living Environment
Outcome: 3 - Sustainability

Objective Number SL- 3	**Project ID** 4.CO.15-17
HUD Matrix Code 15	**CDBG Citation** 570.202 (c)
CDBG National Objective 570.208 (a)(1)(i) Low Mod Area	
Start Date 07/01/17	**Completion Date** 06/30/18
Performance Indicator Persons served with new or improved access to substandard communities.	**Annual Units/Units Upon Completion:** 40,005
Type of Recipient EDA - Grantee	**Local ID**

Funding Sources:

CDBG	**$350,047**

The primary purpose of the project is to help: ☐ **the Homeless** ☐ **Persons with HIV/AIDS** ☐ **Persons with Disabilities** ☐ **Public Housing Needs**

THIS PAGE INTENTIONALLY LEFT BLANK

Table 3C
Consolidated Plan Listing of Projects
County of Riverside

Project: 4.DHS.25-17 - Desert Hot Springs Walking Path Park Project

Priority Need: Public Facilities - HIGH

Sponsor: City of Desert Hot Springs

Address: 65950 Pierson Boulevard, Desert Hot Springs, CA 92240

Project Description: The City of Desert Hot Springs will use CDBG funds to develop a walking path on Mission Lakes Boulevard. The walking path will include the installation of five foot sidewalks, ADA ramps, landscaping, benches, trash bins, and will be protected from the street with the installation of a wrought iron fence. CDBG funds will be used to pay for costs associated with design, construction, and project management.

Location: Mission Lakes Boulevard, Desert Hot Springs, CA 92240

Objective: 1 - Suitable Living Environment
Outcome: 1 - Availability/Accessibility

Objective Number SL- 1	**Project ID** 4.DHS.25-17
HUD Matrix Code 03F	**CDBG Citation** 570.201 (c)
CDBG National Objective 570.208 (a)(1)(i) Low Mod Area	
Start Date 07/01/17	**Completion Date** 06/30/18
Performance Indicator Persons served with new or improved access or who no longer have access to a substandard facility or infrastructure.	**Annual Units/Units Upon Completion:** 9,530
Type of Recipient EDA - Grantee	**Local ID**

Funding Sources:

CDBG	**$212,867**

The primary purpose of the project is to help: ☐ **the Homeless** ☐ **Persons with HIV/AIDS** ☐ **Persons with Disabilities** ☐ **Public Housing Needs**

THIS PAGE INTENTIONALLY LEFT BLANK

Table 3C
Consolidated Plan Listing of Projects
County of Riverside

Project: 2.EV.15-17 - Sidewalk Project

Priority Need: Public Facilities - HIGH

Sponsor: City of Eastvale

Address: 12363 Limonite Avenue, #910, Eastvale, CA 91752

Project Description: The City of Eastvale will use CDBG funds to enhance pedestrian safety by installing new, and upgrading existing, pedestrian sidewalk ramps to meet ADA requirements in the Walters Street, Hall Avenue, and Selby Avenue areas of the city. CDBG funds will be used for design, construction, and project management.

Location: Walters Street, Hall Avenue, and Selby Avenue

Objective: 1 - Suitable Living Environment
Outcome: 1 - Availability/Accessibility

Objective Number SL- 1	**Project ID** 2.EV.15-17
HUD Matrix Code 03L	**CDBG Citation** 570.201 (c)
CDBG National Objective 570.208 (a)(2)(i)(A) Low Mod Limited Clientele Presumed	
Start Date 07/01/17	**Completion Date** 06/30/18
Performance Indicator Persons served with improved access to a public facility or infrastructure benefit.	**Annual Units/Units Upon Completion:** 100
Type of Recipient EDA - Grantee	**Local ID**

Funding Sources:

CDBG	**$141,911**

The primary purpose of the project is to help: ☐ **the Homeless** ☐ **Persons with HIV/AIDS** ☐ **Persons with Disabilities** ☐ **Public Housing Needs**

THIS PAGE INTENTIONALLY LEFT BLANK

Table 3C
Consolidated Plan Listing of Projects
County of Riverside

Project: 4.IW.12-17 - ADA Bus Shelter Improvements

Priority Need: Public Facilities - HIGH

Sponsor: City of Indian Wells

City Subrecipient:

Address: 44-950 Eldorado Drive, Indian Wells, CA 92210

Project Description: The City of Indian Wells will complete ADA bus shelter improvements at bus stops along Highway 111, a major arterial highway transversing the city. The City strives to create increased accessibility for residents by removing architectrual barriers. CDBG funds will be used for costs associated with the design and construction of the bus shelter improvements.

Location: Highway 111, Indian Wells, CA 92210

Objective: 1 - Suitable Living Environment
Outcome: 1 - Availability/Accessibility

Objective Number	**Project ID** 4.IW.12-17
HUD Matrix Code 03	**CDBG Citation** 570.201 (c)
CDBG National Objective 570.208 (a)(2)(i)(A) Low Mod Limited Clientele Presumed	
Start Date 07/01/17	**Completion Date** 06/30/18
Performance Indicator Persons served with improved access to a public facility or infrastructure benefit.	**Annual Units/Units Upon Completion:** 665
Type of Recipient EDA - Grantee	**Local ID**

Funding Sources:

CDBG	**$75,000**

The primary purpose of the project is to help: ☐ **the Homeless** ☐ **Persons with HIV/AIDS** ☒ **Persons with Disabilities** ☐ **Public Housing Needs**

THIS PAGE INTENTIONALLY LEFT BLANK

Table 3C
Consolidated Plan Listing of Projects
County of Riverside

Project: 2.JV.05-17 - Citywide ADA Sidewalk Improvement Project

Priority Need: Public Facilities - HIGH

Sponsor: City of Jurupa Valley

Address: 8930 Limonite Avenue, Jurupa Valley, CA 92509

Project Description: The City of Jurupa Valley will use CDBG funds to construct and install ADA accessible ramps in low-income areas throughout the city.

Location: Citywide

Objective: 1 - Suitable Living Environment
Outcome: 1 - Availability/Accessibility

Objective Number SL- 1	**Project ID** 2.JV.05-17
HUD Matrix Code 03L	**CDBG Citation** 570.201 (c)
CDBG National Objective 570.208 (a)(2)(i)(A) Low Mod Limited Clientele Presumed	
Start Date 07/01/17	**Completion Date** 06/30/18
Performance Indicator Persons served with improved access to a public facility or infrastructure benefit.	**Annual Units/Units Upon Completion:** 14,501
Type of Recipient EDA - Grantee	**Local ID**

Funding Sources:

CDBG	**$254,778**

The primary purpose of the project is to help: ☐ **the Homeless** ☐ **Persons with HIV/AIDS** ☒ **Persons with Disabilities** ☐ **Public Housing Needs**

Table 3C
Consolidated Plan Listing of Projects
County of Riverside

Project: 2.JV.06-17 - ADA Infrastructure Upgrade Project

Priority Need: Public Facilities - HIGH

Sponsor: City of Jurupa Valley

Address: 8930 Limonite Avenue, Jurupa Valley, CA 92509

Project Description: The City of Jurupa Valley will use CDBG funds to design and construct an ADA compiant elevator or lift system at their City Hall facility.

Location: 8930 Limonite Avenue, Jurupa Valley, CA 92509

Objective: 1 - Suitable Living Environment
Outcome: 1 - Availability/Accessibility

Objective Number SL- 1	**Project ID** 2.JV.06-17
HUD Matrix Code 03	**CDBG Citation** 570.201 (c)
CDBG National Objective 570.208 (a)(2)(i)(A) Low Mod Limited Clientele Presumed	
Start Date 07/01/17	**Completion Date** 06/30/18
Performance Indicator Persons served with improved access to a public facility or infrastructure benefit.	**Annual Units/Units Upon Completion:** 14,501
Type of Recipient EDA - Grantee	**Local ID**

Funding Sources:

CDBG	**$100,000**

The primary purpose of the project is to help: ☐ **the Homeless** ☐ **Persons with HIV/AIDS** ☒ **Persons with Disabilities** ☐ **Public Housing Needs**

Table 3C
Consolidated Plan Listing of Projects
County of Riverside

Project: 4.LQ.29-17 - City of La Quinta Miscellaneous ADA Improvements

Priority Need: Public Facilities - HIGH

Sponsor: City of La Quinta

Address: 78-495 Calle Tampico, La Quinta, CA 92253

Project Description: The City of La Quinta will use CDBG funds to pay for costs associated with the construction of ADA improvements at various City-owned public facilities, as well as the installation of intersection curb ramps, and compliant sidewalks-all prioritized improvements recommended in the City's ADA Transition Plan report. CDBG funds will be used for design, construction, equipment, materials and supplies, project management, and inspection/testing costs.

Location: Multiple City-owned Locations

Objective: 1 - Suitable Living Environment
Outcome: 1 - Availability/Accessibility

Objective Number SL- 1	**Project ID** 4.LQ.29-17
HUD Matrix Code 03	**CDBG Citation** 570.201 (c)
CDBG National Objective 570.208 (a)(2)(i)(A) Low Mod Limited Clientele Presumed	
Start Date 07/01/17	**Completion Date** 06/30/18
Performance Indicator Persons served with improved access to a public facility or infrastructure benefit.	**Annual Units/Units Upon Completion:** 118
Type of Recipient EDA - Grantee	**Local ID**

Funding Sources:

CDBG	**$107,285**

The primary purpose of the project is to help: ☐ the Homeless ☐ Persons with HIV/AIDS ☒ Persons with Disabilities ☐ Public Housing Needs

Table 3C
Consolidated Plan Listing of Projects
County of Riverside

Project: 4.LQ.30-17 - Boys & Girls Club - Coachella Valley

Priority Need: Public Services - HIGH

Sponsor: City of La Quinta

City Subrecipient: Boys & Girls Club of Coachella Valley

Address: 78-495 Calle Tampico, La Quinta, CA 92253

Project Description: The Boys and Girls Club will use CDBG funds to provide membership scholarships to youth from low-income families. These scholarships will allow eligible individuals to participate in after-school programs including concerts, recreation, and arts and crafts arctivities.

Location: 49-995 Moon River Drive, La Quinta, CA 92253

Objective: 1 - Suitable Living Environment
Outcome: 2 - Affordability

Objective Number SL- 2	**Project ID** 4.LQ.30-17
HUD Matrix Code 05	**CDBG Citation** 570.201 (e)
CDBG National Objective 570.208 (a)(2)(i)(B) Low Mod Limited Clientele Income Certification	
Start Date 07/01/17	**Completion Date** 06/30/18
Performance Indicator Persons assisted with new access to services.	**Annual Units/Units Upon Completion:** 80
Type of Recipient EDA - Grantee	**Local ID**

Funding Sources:

CDBG	**$20,435**

The primary purpose of the project is to help: ☐ **the Homeless** ☐ **Persons with HIV/AIDS** ☐ **Persons with Disabilities** ☐ **Public Housing Needs**

Table 3C
Consolidated Plan Listing of Projects
County of Riverside

Project: 1.LE.57-17 - City of Lake Elsinore Street Improvements Project

Priority Need: Public Facilities - HIGH

Sponsor: City of Lake Elsinore

Address: 130 S. Main Street, Lake Elsinore, CA 92530

Project Description: The City of Lake Elsinore will design and construct street paving located in low income areas of Lake Elsinore and peripheral sidewalk improvements along: Lakeshore Drive and Riverside to Machado to improve pedestrian safety and ADA accessibility. CDBG funds will be used for staff (direct cost), design, and construction costs.

Census Tract: 464.01 BG 1; 464.03 BG 1; 430.01; 430.06; 464.02

Objective: 1 - Suitable Living Environment
Outcome: 1 - Availability/Accessibility

Objective Number SL- 1	**Project ID** 1.LE.57-17
HUD Matrix Code 03K	**CDBG Citation** 570.201 (c)
CDBG National Objective 570.208 (a)(1)(i) Low Mod Area	
Start Date 07/01/17	**Completion Date** 06/30/18
Performance Indicator Persons served with improved access to a public facility or infrastructure benefit.	**Annual Units/Units Upon Completion:** 18,690
Type of Recipient EDA - Grantee	**Local ID**

Funding Sources:

CDBG	**$344,050**

The primary purpose of the project is to help: ☐ **the Homeless** ☐ **Persons with HIV/AIDS** ☐ **Persons with Disabilities** ☐ **Public Housing Needs**

Table 3C
Consolidated Plan Listing of Projects
County of Riverside

Project: 1.LE.58-17 - Vista Community Clinic

Priority Need: Public Services - HIGH

Sponsor: City of Lake Elsinore

City Subrecipient: Vista Community Clinic

Address: 130 S. Main Street, Lake Elsinroe, CA 92530

Project Description: Vista Community Clinic Health Center provides medical care and assistance with obtaining health insurance to low-income residents of Lake Elsinore. CDBG funds will be used for the salary of a Certified Enrollment Counselor (direct cost).

Location: 30195 Fraser Drive, Lake Elsinore, CA 92530

Objective: 1 - Suitable Living Environment
Outcome: 1 - Availability/Accessibility

Objective Number SL- 1	**Project ID** 1.LE.58-17
HUD Matrix Code 05M	**CDBG Citation** 570.201 (e)
CDBG National Objective 570.208 (a)(2)(i)(B) Low Mod Limited Clientele Income Certification	
Start Date 07/01/17	**Completion Date** 06/30/18
Performance Indicator Persons assisted with new access to services.	**Annual Units/Units Upon Completion:** 100
Type of Recipient EDA - Grantee	**Local ID** 510

Funding Sources:

CDBG	**$15,000**

The primary purpose of the project is to help: ☐ **the Homeless** ☐ **Persons with HIV/AIDS** ☐ **Persons with Disabilities** ☐ **Public Housing Needs**

Table 3C
Consolidated Plan Listing of Projects
County of Riverside

Project: 1.LE.59-17 - Boys & Girls Club Scholarship Program

Priority Need: Public Services - HIGH

Sponsor: City of Lake Elsinore

City Subrecipient: Boys & Girls Club of Southwest County

Address: 130 S. Main Street, Lake Elsinore, CA 92560

Project Description: The Boys and Girls Club of Southwest County will provide two after-school programs at Alberhill Ranch Clubhouse to provide transportation to and from school and academic and recreation enrichment programs. CDBG funds will used for "scholarships" for low-income clients.

Location: 3711 Nichols Road, Lake Elsinore, CA 92530

Objective: 1 - Suitable Living Environment
Outcome: 2 - Affordability

Objective Number SL- 2	**Project ID** 1.LE.59-17
HUD Matrix Code 05	**CDBG Citation** 570.201 (e)
CDBG National Objective 570.208 (a)(2)(i)(B) Low Mod Limited Clientele Income Certification	
Start Date 07/01/17	**Completion Date** 06/30/18
Performance Indicator Persons assisted with new access to services.	**Annual Units/Units Upon Completion:** 20
Type of Recipient EDA - Grantee	**Local ID** 509

Funding Sources:

CDBG	**$10,000**

The primary purpose of the project is to help: ☐ **the Homeless** ☐ **Persons with HIV/AIDS** ☐ **Persons with Disabilities** ☐ **Public Housing Needs**

Table 3C
Consolidated Plan Listing of Projects
County of Riverside

Project: 1.LE.60-17 - Program Administrative Costs - EDA

Priority Need: Program Administrative Costs - HIGH

Sponsor: City of Lake Elsinore

Address: 130 S. Main Street, Lake Elsinore, CA 92530

Project Description: The City of Lake Elsinore will allocate funds to the County to provide program management, coordination, monitoring, and evaluation of the City's CDBG Program.

Location: 3403 10th Street, Suite 400, Riverside, CA 92501

Objective: N/A
Outcome: N/A

Objective Number N/A	**Project ID** 1.LE.60-17
HUD Matrix Code 21A	**CDBG Citation** 570.206
CDBG National Objective N/A	
Start Date 07/01/17	**Completion Date** 06/30/18
Performance Indicator N/A	**Annual Units/Units Upon Completion**: N/A
Type of Recipient EDA - Grantee	**Local ID**

Funding Sources:

CDBG	**$56,208**

The primary purpose of the project is to help: ☐ **the Homeless** ☐ **Persons with HIV/AIDS** ☐ **Persons with Disabilities** ☐ **Public Housing Needs**

Table 3C
Consolidated Plan Listing of Projects
County of Riverside

Project: 3.MR.41-17 - Pedestrian Safety Enhancement- 2017-2018

Priority Need: Public Facilities - HIGH

Sponsor: City of Murrieta

Address: 1 Town Square, Murrieta, CA 92562

Project Description: CDBG funds will be used to enhance pedestrian safety by installing new and upgrading existing pedestrian facility ramps to meet ADA requirements throughout the city. The project will include the installation of 32 ADA compliant pedestrian ramps. Eligible costs will include design, construction, and project management.

Location: Various locations throughout the city

Objective: 1 - Suitable Living Environment
Outcome: 1 - Availability/Accessibility

Objective Number SL- 1	**Project ID** 3.MR.41-17
HUD Matrix Code 03	**CDBG Citation** 570.201 (c)
CDBG National Objective 570.208 (a)(2)(i)(A) Low Mod Limited Clientele Presumed	
Start Date 07/01/17	**Completion Date** 06/30/18
Performance Indicator Persons served with improved access to a public facility or infrastructure benefit.	**Annual Units/Units Upon Completion:** 5,856
Type of Recipient EDA - Grantee	**Local ID**

Funding Sources:

CDBG	**$239,092**

The primary purpose of the project is to help: ☐ **the Homeless** ☐ **Persons with HIV/AIDS** ☒ **Persons with Disabilities** ☐ **Public Housing Needs**

Table 3C
Consolidated Plan Listing of Projects
County of Riverside

Project: 3.MR.42-17 - Kids of Summer and Soar Programs

Priority Need: Public Services - HIGH

Sponsor: City of Murrieta

City Subrecipient: Rose Again Foundation

Address: 1 Town Square, Murrieta, CA 92562

Project Description: Rose Again Foundation serves children and youth in the Foster Care System. CDBG Funds will be used to pay participation fees in a child/youth selected camp or extra curricular activity.

Location: Various locations in SW Riverside County

Objective: 1 - Suitable Living Environment
Outcome: 2 - Affordability

Objective Number SL- 2	**Project ID** 3.MR.42-17
HUD Matrix Code 05	**CDBG Citation** 570.201 (e)
CDBG National Objective 570.208 (a)(2)(i)(B) Low Mod Limited Clientele Income Certification	
Start Date 07/01/17	**Completion Date** 06/30/18
Performance Indicator Persons served with improved access to a public facility or infrastructure benefit.	**Annual Units/Units Upon Completion:** 25
Type of Recipient EDA - Grantee	**Local ID**

Funding Sources:

CDBG	**$5,000**

The primary purpose of the project is to help: ☐ **the Homeless** ☐ **Persons with HIV/AIDS** ☐ **Persons with Disabilities** ☐ **Public Housing Needs**

Table 3C
Consolidated Plan Listing of Projects
County of Riverside

Project: 2.NR.43-17 - Ingalls Park ADA Restroom Project II

Priority Need: Public Facilities - HIGH

Sponsor: City of Norco

Address: 2870 Clark Avenue, Norco, CA 92860

Project Description: CDBG funds will be used to purchase and install an additional pre-fabricated, fully-equipped, ADA-accessible restroom at Ingalls Park in the City of Norco to improve access for persons with disabilities.

Location: 3737 Crestview, Norco, CA 92860

Objective: 1 - Suitable Living Environment
Outcome: 1 - Availability/Accessibility

Objective Number SL- 1	**Project ID** 2.NR.43-17
HUD Matrix Code 03F	**CDBG Citation** 570.201 (c)
CDBG National Objective 570.208 (a)(2)(i)(A) Low Mod Limited Clientele Presumed	
Start Date 07/01/17	**Completion Date** 06/30/18
Performance Indicator Persons served with improved access to a public facility or infrastructure benefit.	**Annual Units/Units Upon Completion:** 3,123
Type of Recipient EDA - Grantee	**Local ID**

Funding Sources:

CDBG	**$67,549**

The primary purpose of the project is to help: ☐ the Homeless ☐ Persons with HIV/AIDS ☒ Persons with Disabilities ☐ Public Housing Needs

Table 3C
Consolidated Plan Listing of Projects
County of Riverside

Project: 2.NR.44-17 - Senior Recreation and Community Services

Priority Need: Public Services - HIGH

Sponsor: City of Norco

Address: 2870 Clark Avenue, Norco, CA 92860

Project Description: The City will provide various health, recreational, educational, and social programs to seniors in the city of Norco. CDBG funds will be used to pay for staff salaries (direct cost).

Location: 2690 Clark Avenue, Norco, CA 92860

Objective: 1 - Suitable Living Environment
Outcome: 1 - Availability/Accessibility

Objective Number SL- 1	**Project ID** 2.NR.44-17
HUD Matrix Code 05A	**CDBG Citation** 570.201 (e)
CDBG National Objective 570.208 (a)(2)(i)(A) Low Mod Limited Clientele Presumed	
Start Date 07/01/17	**Completion Date** 06/30/18
Performance Indicator Persons assisted with new access to services.	**Annual Units/Units Upon Completion:** 500
Type of Recipient EDA - Grantee	**Local ID**

Funding Sources:

CDBG	**$12,867**

The primary purpose of the project is to help: ☐ **the Homeless** ☐ **Persons with HIV/AIDS** ☐ **Persons with Disabilities** ☐ **Public Housing Needs**

Table 3C
Consolidated Plan Listing of Projects
County of Riverside

Project: 3.SJ.06-17 - San Jacinto Public Library

Priority Need: Public Facilities - HIGH

Sponsor: City of San Jacinto

Address: 595 S. San Jacinto Avenue, San Jacinto, CA 92583

Project Description: The City of San Jacinto will utilize a vacant lot to construct a New Public Library. CDBG funds will be used for architectural and engineering design, and construction.

Location: San Jacinto Ave, San Jacinto, CA 92583

Census Tract: 427.22 BG 1; 427.45 BG 2; 433.10 BG 2; 435.04 BG 1, 2; 435.06 BG 2, 3; 435.07 BG 2, 3; 435.08; 435.09 BG 1, 2; 435.12 BG 1, 2; 435.13 BG 1; 435.17 BG 1, 2; 436.01 BG 1, 2; 436.02 BG 1, 2; 513.00 BG 1, 2

Objective: 1 - Suitable Living Environment
Outcome: 3 - Sustainability

Objective Number SL-3	**Project ID** 3.SJ.06-17
HUD Matrix Code 03E	**CDBG Citation** 570.201 (c)
CDBG National Objective 570.208 (a)(1)(i) Low Mod Area	
Start Date 07/01/17	**Completion Date** 06/30/18
Performance Indicator Persons served with improved access to a public facility or infrastructure benefit.	**Annual Units/Units Upon Completion:** 40,850
Type of Recipient EDA - Grantee	**Local ID** 400

Funding Sources:

CDBG	**$780,000**

The primary purpose of the project is to help: ☐ **the Homeless** ☐ **Persons with HIV/AIDS** ☐ **Persons with Disabilities** ☐ **Public Housing Needs**

THIS PAGE INTENTIONALLY LEFT BLANK

Table 3C
Consolidated Plan Listing of Projects
County of Riverside

Project: 1.WD.17-17 - Code Enforcement

Priority Need: Code Enforcement - HIGH

Sponsor: City of Wildomar

Address: 23873 Clinton Keith Road, Suite 201, Wildomar, CA 92595

Project Description: CDBG funds will be used by the City of Wildomar to conduct enhanced code enforcement activities in targeted areas of the city. The purpose of code enforcement is to enhance public safety and the quality of life, through fair enforcement of laws and codes. Eligible costs include the salaries (direct cost), overhead, and related expenses of code enforcement officers.

Location: Various areas of Wildomar

Census Tract: 464.04 BG 2

Objective: 1 - Suitable Living Environment
Outcome: 3 - Sustainability

Objective Number SL- 3	**Project ID** 1.WD.17-17
HUD Matrix Code 15	**CDBG Citation** 570.202 (c)
CDBG National Objective 570.208 (a)(1)(i) Low Mod Area	
Start Date 07/01/17	**Completion Date** 06/30/18
Performance Indicator Persons served with new or improved access or who no longer have access to substandard communities.	**Annual Units/Units Upon Completion:** 1,235
Type of Recipient EDA - Grantee	**Local ID** 501

Funding Sources:

CDBG	**$15,000**

The primary purpose of the project is to help: ☐ **the Homeless** ☐ **Persons with HIV/AIDS** ☐ **Persons with Disabilities** ☐ **Public Housing Needs**

Table 3C
Consolidated Plan Listing of Projects
County of Riverside

Project: 1.WD.18-17 - City of Wildomar Gateway Project Phase II

Priority Need: Public Facilities - HIGH

Sponsor: City of Wildomar

Address: 23873 Clinton Keith Road, Suite 201, Wildomar, CA 92595

Project Description: The City of Wildomar will pay for costs associated with the development and construction of a small park on City-owned property located at Malaga Road and Mission Trail. The project is a continuation and will include landscaping, irrigation system, walkway pavers, granite path, and a monument sign at the entry. CDBG funds will be used for project staff salaires (direct cost), design, and construction cost.

Location: Malaga Road and MissionTrail APN 365-051-001and 365-051-026

Census Tract: 432.08 BG 2; 464.03 BG 2; 464.04 BG 2

Objective: 1 - Suitable Living Environment
Outcome: 3 - Sustainability

Objective Number SL- 3	**Project ID** 1.WD.18-17
HUD Matrix Code 03F	**CDBG Citation** 570.201 (c)
CDBG National Objective 570.208 (a)(1)(i) Low Mod Area	
Start Date 07/01/17	**Completion Date** 06/30/18
Performance Indicator Persons served with improved access to a public facility or infrastructure benefit.	**Annual Units/Units Upon Completion:** 1,235
Type of Recipient EDA - Grantee	**Local ID** 505

Funding Sources:

CDBG	**$10,360**

The primary purpose of the project is to help: ☐ **the Homeless** ☐ **Persons with HIV/AIDS** ☐ **Persons with Disabilities** ☐ **Public Housing Needs**

Table 3C
Consolidated Plan Listing of Projects
County of Riverside

Project: 1.WD.19-17 - City of Wildomar Sidewalk Project

Priority Need: Public Facilities - HIGH

Sponsor: City of Wildomar

Address: 23873 Clinton Keith Road, Suite 201, Wildomar, CA 92595

Project Description: The City of Wildomar will continue to reconstruct and install sidewalks on Wildomar Road, Sedco Blvd, Mission Trail, Railroad, and Bundy Canyon. CDBG funds will be used for design and construction cost and direct staff cost.

Location: Wildomar Road, Sedco Blvd, Mission Trail, Railroad, and Bundy Canyon

Census Tract: 464.04 BG 2

Objective: 1 - Suitable Living Environment
Outcome: 1 - Availability/Accessibility

Objective Number SL-1	**Project ID** 1.WD.19-17
HUD Matrix Code 03L	**CDBG Citation** 570.201 (c)
CDBG National Objective 570.208 (a)(1)(i) Low Mod Area	
Start Date 07/01/17	**Completion Date** 06/30/18
Performance Indicator Persons served with improved access to a public facility or infrastructure benefit.	**Annual Units/Units Upon Completion:** 1,235
Type of Recipient EDA - Grantee	**Local ID** 777

Funding Sources:

CDBG	**$106,551**

The primary purpose of the project is to help: ☐ **the Homeless** ☐ **Persons with HIV/AIDS** ☐ **Persons with Disabilities** ☐ **Public Housing Needs**

THIS PAGE INTENTIONALLY LEFT BLANK

Table 3C
Consolidated Plan Listing of Projects
County of Riverside

Project: 6.172-17 - General ESG Program Administration

Priority Need: N/A

Sponsor: Riverside County Economic Development Agency

Address: 5555 Arlington Ave., Riverside, CA 92501

Project Description: ESG funds will provide staffing and overall program management, coordination, monitoring, and evaluation for the ESG Program.

Location: 5555 Arlington Ave., Riverside, CA 92501

Census Tract: N/A

Objective: N/A
Outcome: N/A

Objective Number N/A	**Project ID** 6.172-17
Start Date 07/01/17	**Completion Date** 06/30/19
Performance Indicator N/A	**Annual Units/Units Upon Completion:** 0
Type of Recipient EDA - Grantee	**Local ID** 01

Funding Sources:

ESG	**$49,138**

The primary purpose of the project is to help: ☐ **the Homeless** ☐ **Persons with HIV/AIDS** ☐ **Persons with Disabilities** ☐ **Public Housing Needs**

Table 3C
Consolidated Plan Listing of Projects
County of Riverside

Project: 6.173-17 - Operation SafeHouse Desert

Priority Need: Emergency Shelter

Sponsor: Operation SafeHouse, Inc.

Address: 9685 Hayes Street, Riverside, CA 92503

Project Description: Operation SafeHouse of the Desert provides a 21-day emergency shelter program for runaway and homeless youth, ages 11-17. Services include shelter, case management, counseling, and education. ESG funding will be used for staff salaries (direct cost), utilities, insurance, and maintenance.

Location: 72710 E. Lynn Street, Palm Springs, CA 92276

Objective: 1 - Suitable Living Environment
Outcome: 1 - Availability/Accessibility

Objective Number SL-1	**Project ID** 6.173-17
Start Date 07/01/17	**Completion Date** 06/30/19
Performance Indicator Number of persons provided shelter services.	**Annual Units/Units Upon Completion:** 100
Type of Recipient EDA - Grantee	**Local ID** HESG01

Funding Sources:

ESG	**$32,697**

The primary purpose of the project is to help: ☒ **the Homeless** ☐ **Persons with HIV/AIDS** ☐ **Persons with Disabilities** ☐ **Public Housing Needs**

Table 3C
Consolidated Plan Listing of Projects
County of Riverside

Project: 6.174-17 - Operation SafeHouse-Riverside

Priority Need: Emergency Shelter

Sponsor: Operation SafeHouse, Inc.

Address: 9685 Hayes Street, Riverside, CA 92503

Project Description: Operation SafeHouse provides a 21-day emergency shelter program for runaway and homeless youth, ages 12-17. Services include shelter, case management, counseling, and education. ESG funds will be used for program/HMIS staff salaries (direct cost).

Location: 9685 Hayes Street, Riverside, CA 92503

Objective: 1 - Suitable Living Environment
Outcome: 1 - Availability/Accessibility

Objective Number SL- 1	**Project ID** 6.174-17
Start Date 07/01/17	**Completion Date** 06/30/19
Performance Indicator Number of persons provided shelter services.	**Annual Units/Units Upon Completion:** 100
Type of Recipient EDA - Grantee	**Local ID** HESG011

Funding Sources:

ESG	**$32,697**

The primary purpose of the project is to help: ☒ **the Homeless** ☐ **Persons with HIV/AIDS** ☐ **Persons with Disabilities** ☐ **Public Housing Needs**

Table 3C
Consolidated Plan Listing of Projects
County of Riverside

Project: 6.175-17 - Coachella Valley Rescue Mission

Priority Need: Rapid Re-Housing/Emergency Shelter

Sponsor: Coachella Valley Rescue Mission

Address: 47-470 Van Buren Street, Indio, CA 92202

Project Description: The Coachella Valley Rescue Mission provides emergency shelter to homeless individuals and families for up to 90 days. ESG funds will be used to pay the cost for case managers/housing coordinator (direct cost), utilities, and rapid re-housing.

Location: 47-470 Van Buren Street, Indio, CA 92202

Objective: 1 - Suitable Living Environment 2 - Decent Housing
Outcome: 1 - Availability/Accessibility 2 - Affordability

Objective Number SL- 1	**Project ID** 6.175-17
Start Date 07/01/17	**Completion Date** 06/30/19
Performance Indicator Number of persons provided shelter and Rapid Re-Housing services.	**Annual Units/Units Upon Completion:** Emergency Shelter – 40 Rapid Re-Housing - 20
Type of Recipient EDA - Grantee	**Local ID** HESG010

Funding Sources:

Emergency Shelter	$30,000
Rapid Re-Housing	$90,000
ESG	**$120,000**

The primary purpose of the project is to help: ☒ **the Homeless** ☐ **Persons with HIV/AIDS** ☐ **Persons with Disabilities** ☐ **Public Housing Needs**

Table 3C
Consolidated Plan Listing of Projects
County of Riverside

Project: 6.176-17 - Lutheran Social Services Rapid Re-Housing/Outreach

Priority Need: Street Outreach/Rapid Re-Housing

Sponsor: Lutheran Social Services of Southern California

Address: 3772 Taft Street, Riverside, CA 92503

Project Description: Lutheran Social Services provides rapid re-housing and outreach services to individuals and families in Riverside County. ESG funds will be used for outreach and rapid re-housing services including rent, security deposits, staff salaries (direct cost).

Location: 3772 Taft Street, Riverside, CA 92503

Objective: 1 - Suitable Living Environment 2 - Decent Housing
Outcome: 1 - Availability/Accessibility 2 - Affordability

Objective Number DH- 1	**Project ID** 6.176-17
Start Date 07/01/17	**Completion Date** 06/30/19
Performance Indicator New persons provided new access to outreach and Rapid Re-Housing Services.	**Annual Units/Units Upon Completion:** Outreach – 200 Rapid Re-Housing - 10
Type of Recipient EDA - Grantee	**Local ID** HESG03

Funding Sources:

Outreach	$15,142
Rapid Re-Housing	$25,000
ESG	**$40,142**

The primary purpose of the project is to help: ☒ **the Homeless** ☐ **Persons with HIV/AIDS** ☐ **Persons with Disabilities** ☐ **Public Housing Needs**

Table 3C
Consolidated Plan Listing of Projects
County of Riverside

Project: 6.177-17 - Riverside Community Housing Corporation

Priority Need: Rapid-Re-Housing

Sponsor: Riverside Community Housing Corporation (RCHC)

Address: 5555 Arlington Avenue, Riverside, CA 92503

Project Description: Riverside Community Housing Corporation provides rapid re-housing assistance to individuals and families in Riverside County. ESG funds will be used for rapid re-housing services including rent, security deposits, case management, and staff salaries (direct cost).

Location: 5555 Arlington Avenue, Riverside, CA 92503

Objective: 2 - Decent Housing
Outcome: 2 - Affordability

Objective Number DH- 2	**Project ID** 6.177-17
Start Date 07/01/17	**Completion Date** 06/30/19
Performance Indicator New persons provided new access to Rapid Re-Housing Services.	**Annual Units/Units Upon Completion:** 10
Type of Recipient EDA - Grantee	**Local ID** HESG06

Funding Sources:

ESG	**$70,500**

The primary purpose of the project is to help: ☒ **the Homeless** ☐ **Persons with HIV/AIDS** ☐ **Persons with Disabilities** ☐ **Public Housing Needs**

Table 3C
Consolidated Plan Listing of Projects
County of Riverside

Project: 6.178-17 – Path of Life Ministries

Priority Need: Emergency Shelter/Rapid Re-Housing/Outreach

Sponsor: Path of Life Ministries (POLM)

Address: P.O. Box 1445, Riverside, CA 92502

Project Description: Path of Life Ministries provides a 20-90 day, short-term shelter program for homeless individuals and families. Services include case management, employment assistance, shelter, meals, and permanent housing assistance. ESG funds will be used for emergency shelter staff salaries (direct cost), case manager/HMIS staff salaries (direct cost), and rapid re-housing services (including rent, utilities, and direct case management). Outreach services include assessing the needs of homeless persons living on the street and referring them to shelters or into rapid re-housing. ESG funds will be used to off-set transportation and staff cell phone costs.

Location: 1240 Palmyrita, Suite A Riverside, CA 92507

Objective: 1 - Suitable Living Environment 2 - Decent Housing
Outcome: 1 - Availability/Accessibility 2 - Affordability

Objective Number SL- 1	**Project ID** 6.178-17
Start Date 07/01/17	**Completion Date** 06/30/19
Performance Indicator Number of persons provided shelter services, outreach, and rapid re-housing.	**Annual Units/Units Upon Completion:** Emergency Shelter – 72 Outreach – 30 Rapid Re-Housing - 4
Type of Recipient EDA - Grantee	**Local ID** HESG07

Funding Sources:

Emergency Shelter	$30,000
Outreach	$20,000
Rapid Re-Housing	$30,000
ESG	**$80,000**

The primary purpose of the project is to help: ☒ **the Homeless** ☐ **Persons with HIV/AIDS** ☐ **Persons with Disabilities** ☐ **Public Housing Needs**

Table 3C
Consolidated Plan Listing of Projects
County of Riverside

Project: 6.179-17 - Foothill AIDS Project (FAP)

Priority Need: Rapid Re-Housing/Homelessness Prevention

Sponsor: Foothill AIDS Project (FAP)

Address: 233 W. Harrison Avenue, Claremont, CA 91711

Project Description: The Foothill AIDS Project provides comprehensive support services including housing, case management, counseling, transportation, and food to individuals with HIV/AIDS. ESG funds will be used for homelessness prevention and rapid re-housing services including rent, utility, and case manager (direct cost).

Location: 5750 Division Street #102, Riverside, CA 92506

Objective: 2 - Decent Housing
Outcome: 2 - Affordability

Objective Number DH- 2	**Project ID** 6.179-17
Start Date 07/01/17	**Completion Date** 06/30/19
Performance Indicator New persons provided new access to Homelessness prevention and Rapid Re-Housing Services.	**Annual Units/Units Upon Completion:** Homelessness Prevention – 10 Rapid Re- Housing - 10
Type of Recipient EDA - Grantee	**Local ID** HESG05

Funding Sources:

Homelessness Prevention	$30,000
Rapid Re-Housing	$30,000
ESG	**$60,000**

The primary purpose of the project is to help: ☒ **the Homeless** ☐ **Persons with HIV/AIDS** ☐ **Persons with Disabilities** ☐ **Public Housing Needs**

Table 3C
Consolidated Plan Listing of Projects
County of Riverside

Project: 6.180-17 - Valley Restart Shelter

Priority Need: Emergency Shelter

Sponsor: Valley Restart Shelter, Inc.

Address: 200 E.Menlo Avenue, Hemet, CA 92543

Project Description: Valley Restart Shelter provides a 90-day maximum emergency shelter, as well as case management, referrals, and supportive services for homeless families and individuals. ESG funds will be used for maintenance, utilities, food, supplies, transportation, and program/ HMIS staff salaries (direct cost).

Location: 200 E.Menlo Avenue, Hemet, CA 92543

Objective: 1 - Suitable Living Environment
Outcome: 1 - Availability/Accessibility

Objective Number SL- 1	**Project ID** 6.180-17
Start Date 07/01/17	**Completion Date** 06/30/19
Performance Indicator Number of persons provided shelter services.	**Annual Units/Units Upon Completion:** 70
Type of Recipient EDA - Grantee	**Local ID** HESG09

Funding Sources:

ESG	**$30,000**

The primary purpose of the project is to help: ☒ **the Homeless** ☐ **Persons with HIV/AIDS** ☐ **Persons with Disabilities** ☐ **Public Housing Needs**

Table 3C
Consolidated Plan Listing of Projects
County of Riverside

Project: 6.181-17 - Martha's Village and Kitchen Transitional Housing

Priority Need: Emergency Shelter

Sponsor: Martha's Village and Kitchen, Inc.

Address: 83-791 Date Avenue, Indio, CA 92201

Project Description: Martha's Village and Kitchen provides transitional housing to homeless families and individuals. ESG funds will be used for facility rent, utilities, maintenance, staff salaries (direct cost), and transportation.

Location: 83-791 Date Avenue, Indio, CA 92201

Objective: 1 - Suitable Living Environment
Outcome: 1 - Availability/Accessibility

Objective Number SL- 1	**Project ID** 6.181-17
Start Date 07/01/17	**Completion Date** 06/30/19
Performance Indicator Number of persons provided shelter services.	**Annual Units/Units Upon Completion:** 25
Type of Recipient EDA - Grantee	**Local ID** HESG04

Funding Sources:

ESG	**$30,000**

The primary purpose of the project is to help: ☒ **the Homeless** ☐ **Persons with HIV/AIDS** ☐ **Persons with Disabilities** ☐ **Public Housing Needs**

Table 3C
Consolidated Plan Listing of Projects
County of Riverside

Project: 6.182-17 - Emergency Homeless Fund - Rapid-Rehousing

Priority Need: Rapid Re-Housing

Sponsor: Riverside County Economic Development Agency

Address: 5555 Arlington Ave., Riverside, CA 92504

Project Description: The County of Riverside will use ESG to provide rapid re-housing assistance to individuals and organizations based upon needs, emergency situations, performance, and crisis.

Location: 5555 Arlington Ave., Riverside, CA 92504

Objective: 2 - Decent Housing
Outcome: 2 - Affordability

Objective Number DH- 2	**Project ID** 6.182-17
Start Date 07/01/17	**Completion Date** 06/30/19
Performance Indicator New persons provided new access to Homelessness prevention and Rapid Re-Housing Services.	**Annual Units/Units Upon Completion:** 10
Type of Recipient EDA - Grantee	**Local ID** 02

Funding Sources:

ESG	**$110,000**

The primary purpose of the project is to help: ☒ **the Homeless** ☐ **Persons with HIV/AIDS** ☐ **Persons with Disabilities** ☐ **Public Housing Needs**

THIS PAGE INTENTIONALLY LEFT BLANK

APPENDIX J

County Map - Project Locations

Minority and Low- and Moderate-Income Concentrations

Supervisorial Districts
County of Riverside

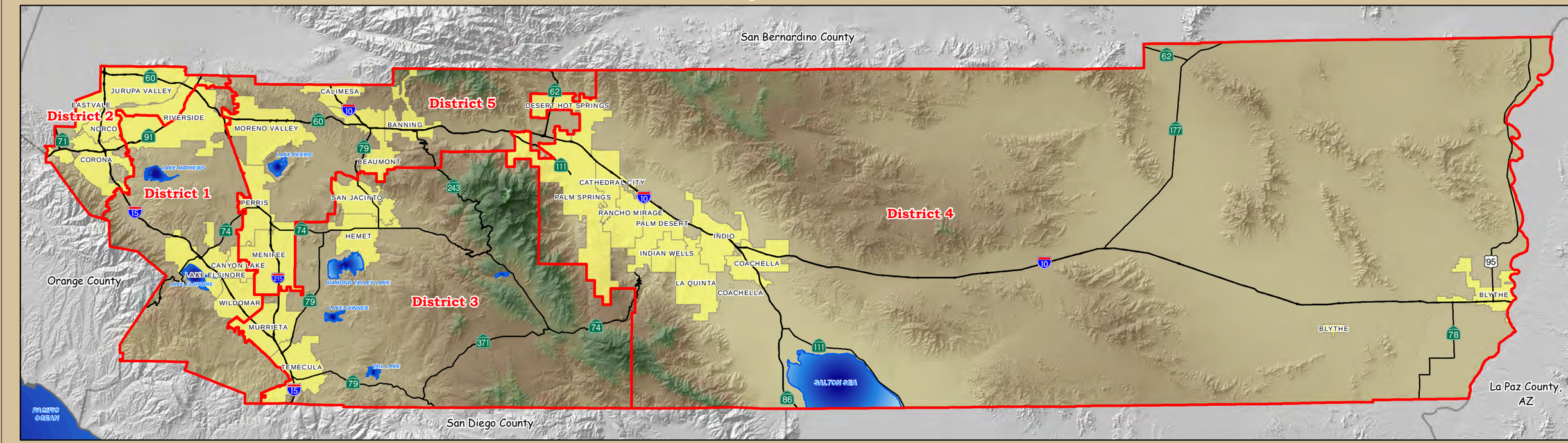

Supervisor Kevin Jeffries	Supervisor John Tavaglione	Supervisor Chuck Washington	Supervisor V. Manuel Perez	Supervisor Marion Ashley
District 1 (951) 955-1010	District 2 (951) 955-1020	District 3 (951) 955-1030	District 4 (760) 863-8211	District 5 (951) 955-1050
Representing the Cities of : Canyon Lake Lake Elsinore Riverside (most portions) Wildomar	**Representing the Cities of :** Corona Eastvale Jurupa Valley Norco Riverside (portion of)	**Representing the Cities of:** Hemet Murrieta San Jacinto Temecula	**Representing the Cities of:** Blythe Cathedral City Coachella Desert Hot Springs Indian Wells Indio La Quinta Palm Desert Palm Springs Rancho Mirage	**Representing the Cities of:** Banning Beaumont Calimesa Menifee Moreno Valley Perris

Coordinate System: NAD83 State Plane VI FIPS0406 (Feet)
Author : County of Riverside Information Technology - GIS Section
Source : County of Riverside, USGS
June 20, 2017

N

8 4 0 8 16 24 32 Miles

CALIFORNIA REPUBLIC

First District CPD Projects FY 17-18

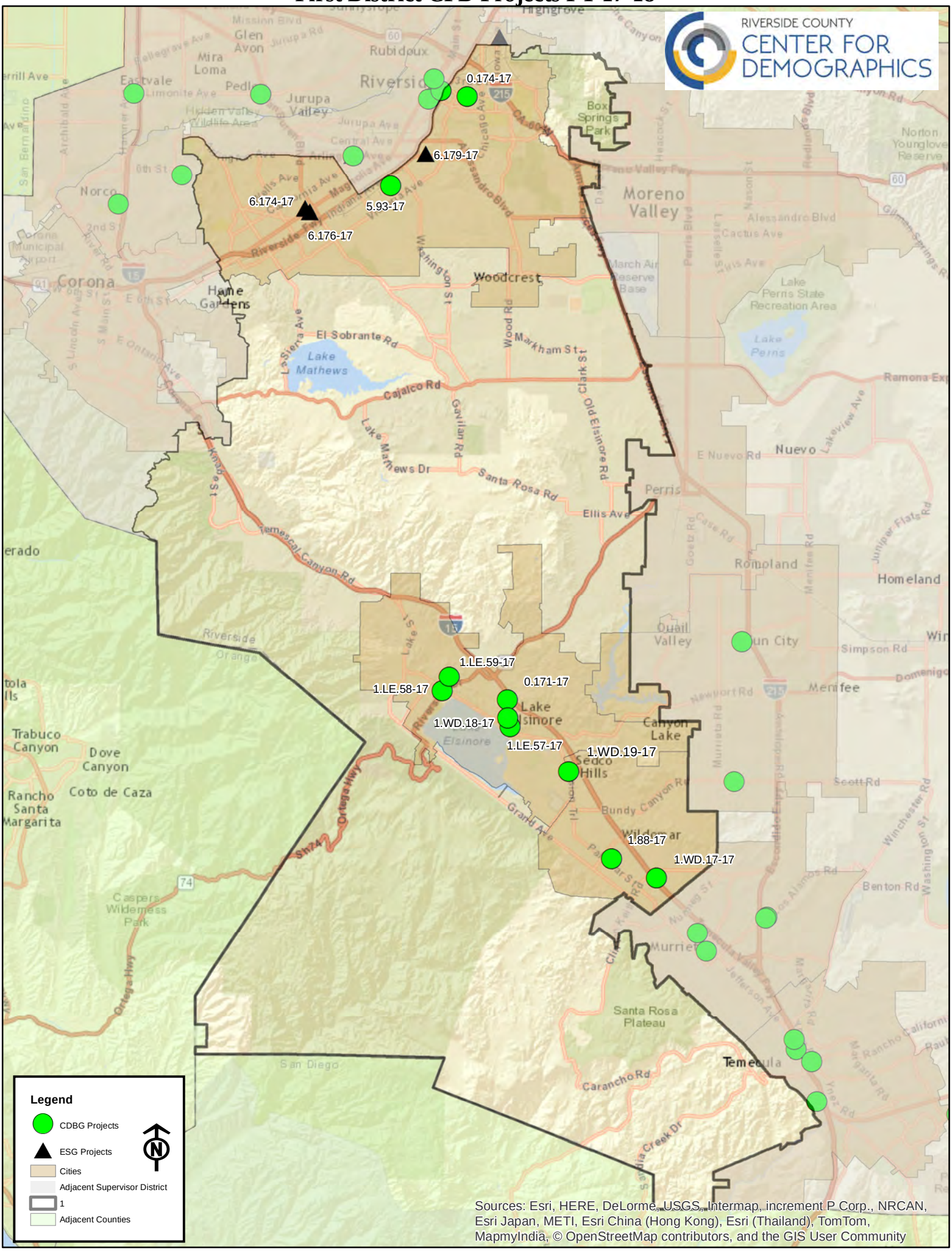

First District CPD Projects FY 17-18: High Minority Concentration Census Tracts

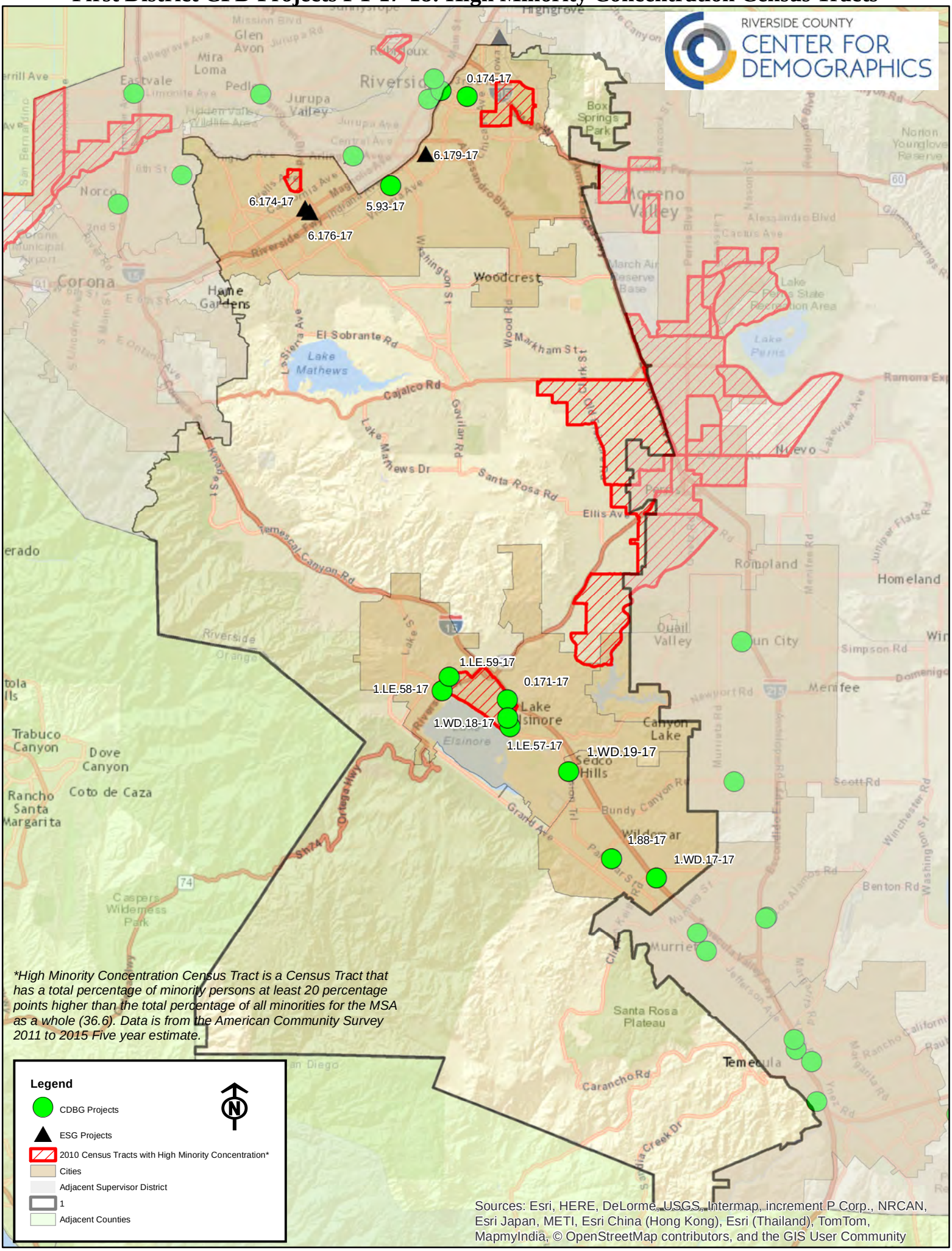

High Minority Concentration Census Tract is a Census Tract that has a total percentage of minority persons at least 20 percentage points higher than the total percentage of all minorities for the MSA as a whole (36.6). Data is from the American Community Survey 2011 to 2015 Five year estimate.

Second District CPD Projects FY 17-18

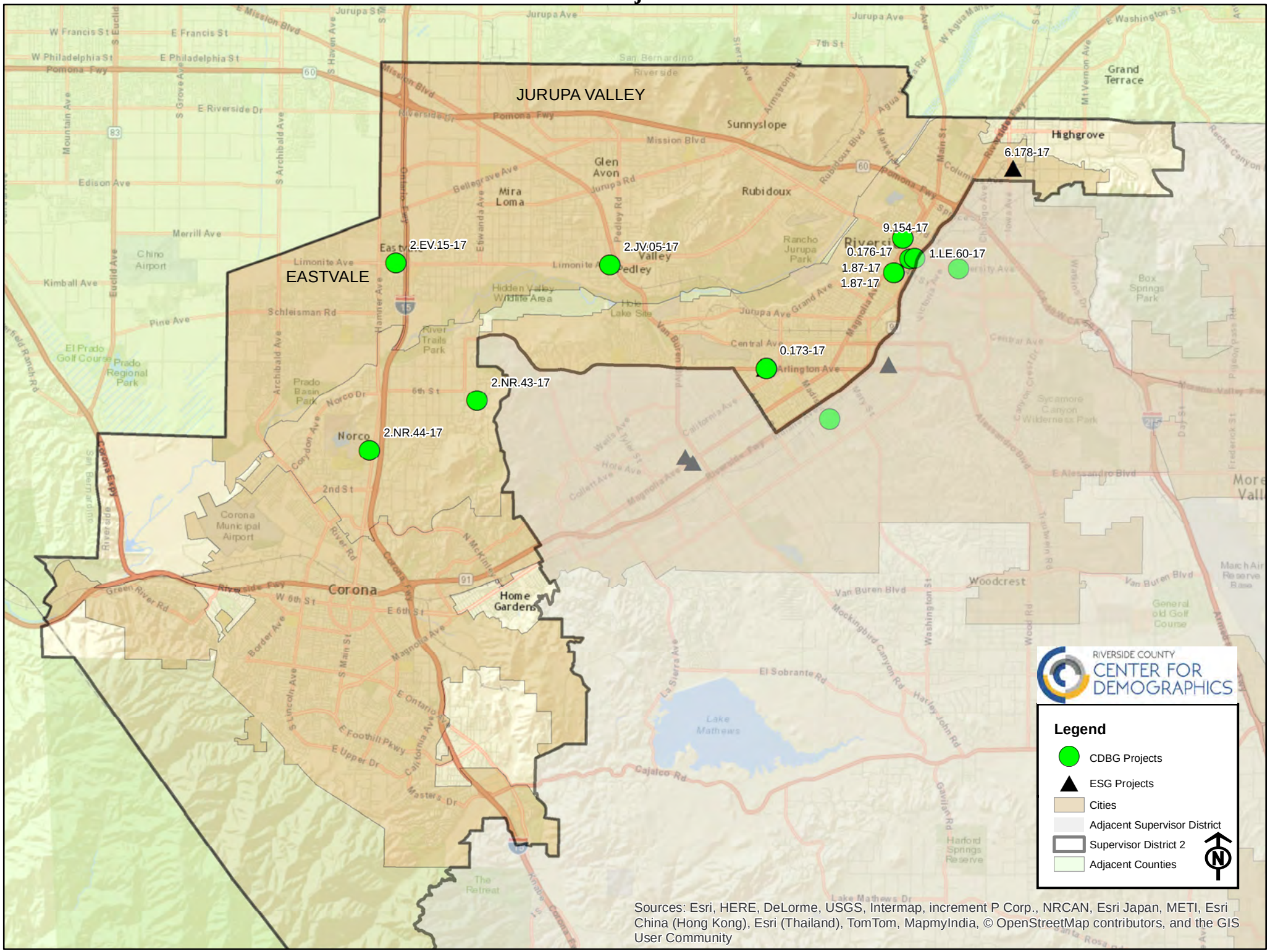

Second District CPD Projects FY 17-18: High Minority Concentration Census Tracts

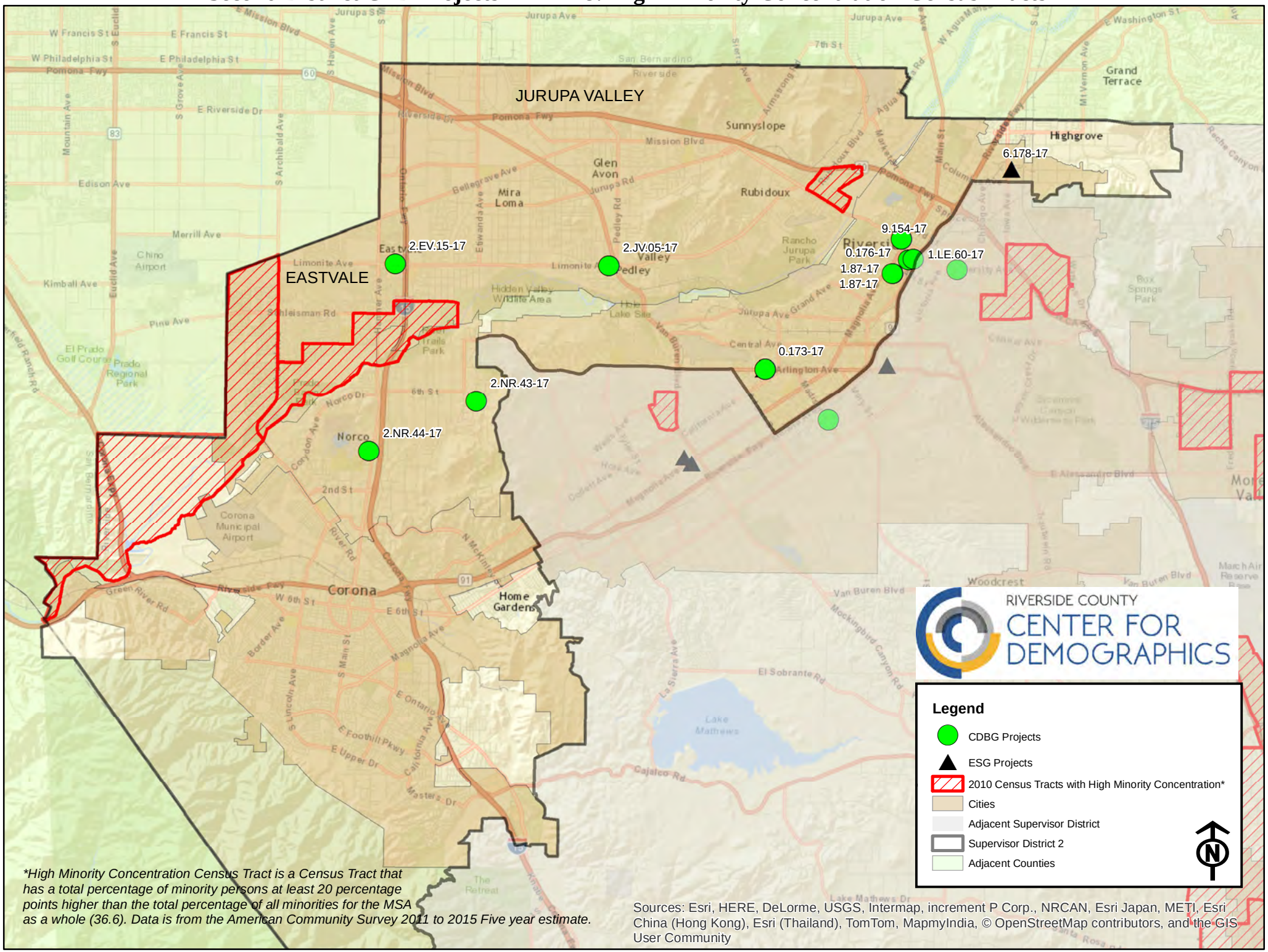

*High Minority Concentration Census Tract is a Census Tract that has a total percentage of minority persons at least 20 percentage points higher than the total percentage of all minorities for the MSA as a whole (36.6). Data is from the American Community Survey 2011 to 2015 Five year estimate.

Sources: Esri, HERE, DeLorme, USGS, Intermap, increment P Corp., NRCAN, Esri Japan, METI, Esri China (Hong Kong), Esri (Thailand), TomTom, MapmyIndia, © OpenStreetMap contributors, and the GIS User Community

Third District CPD Projects FY 17-18

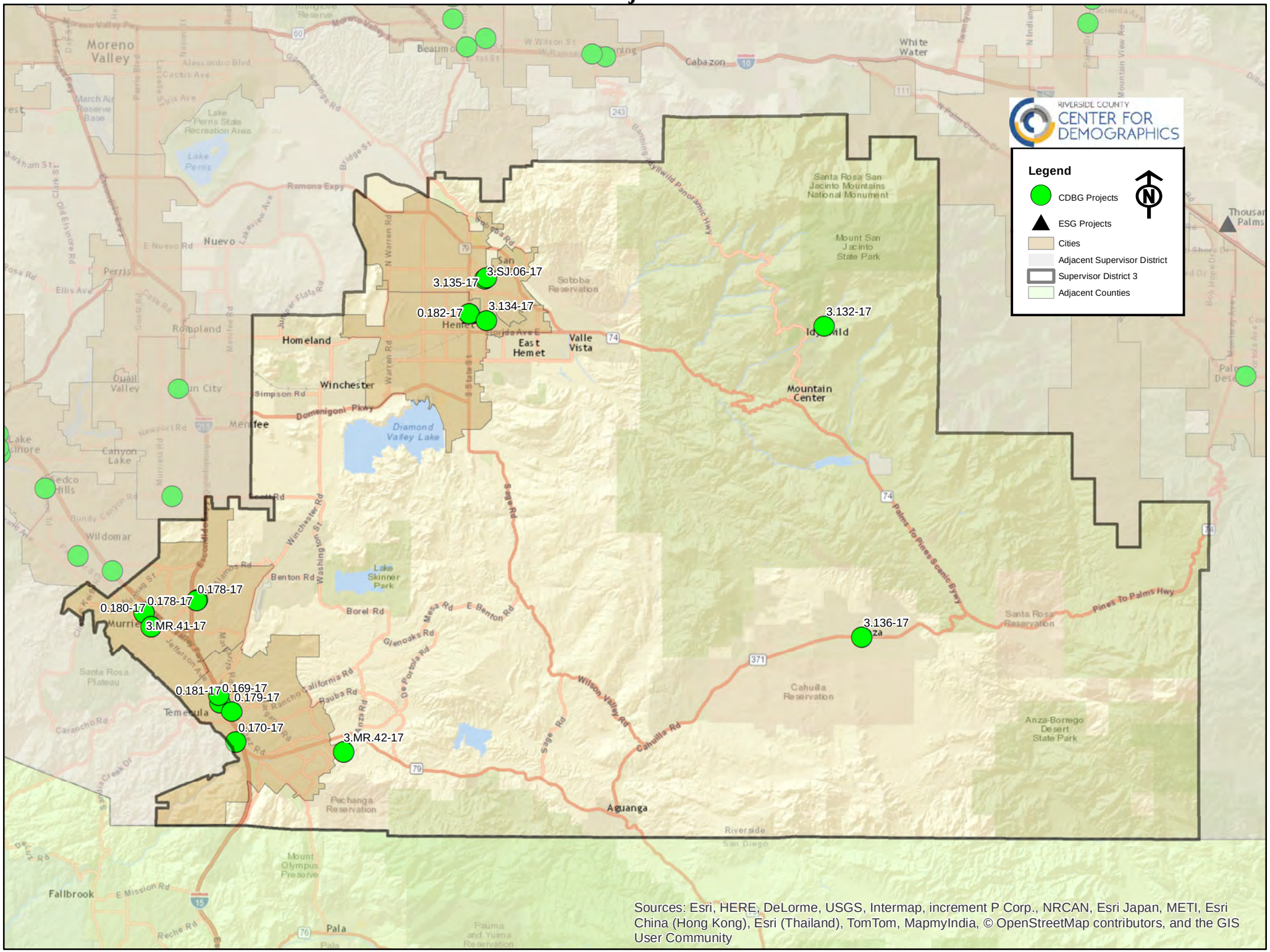

Third District CPD Projects FY 17-18: High Minority Concentration Census Tracts

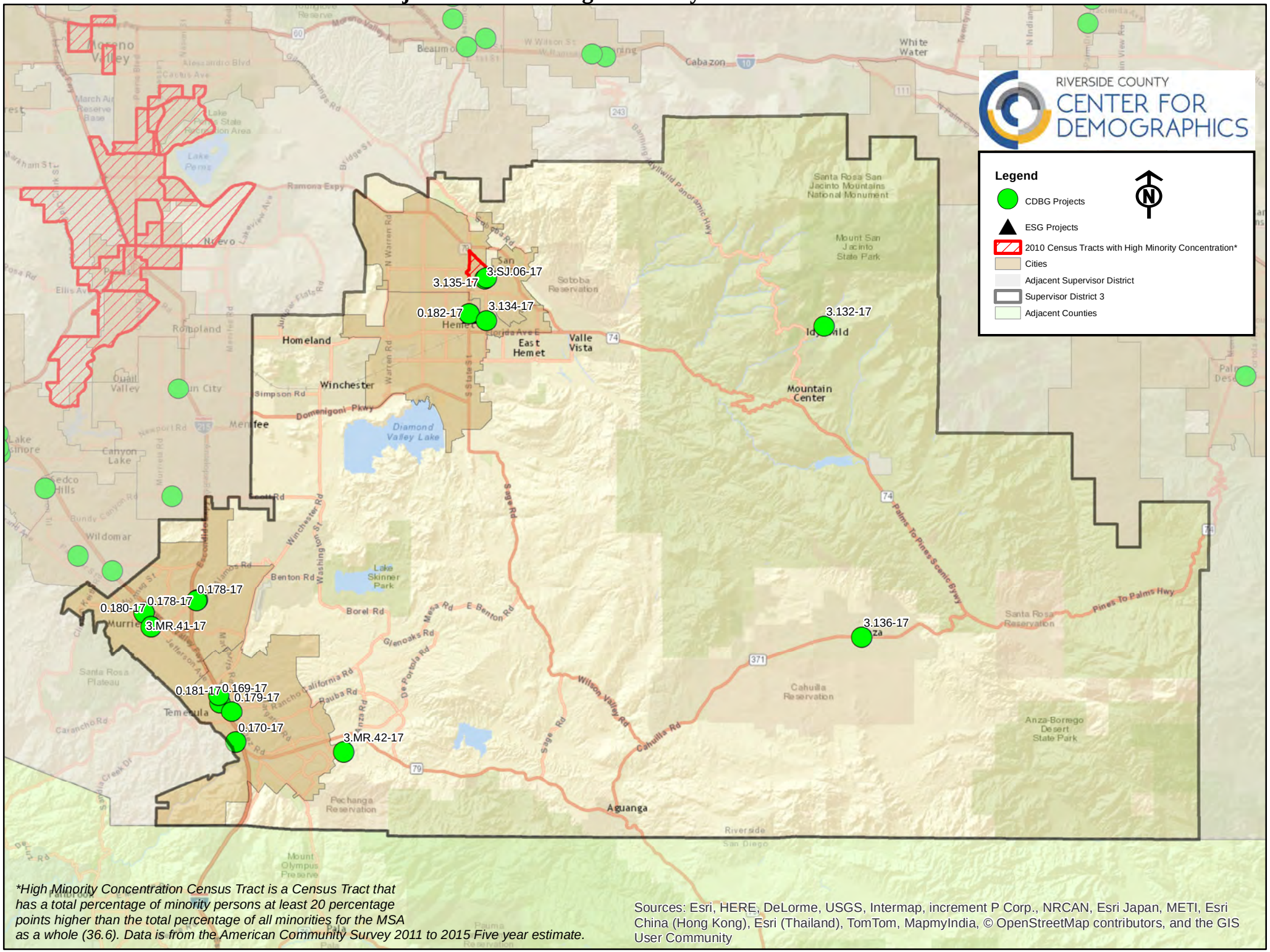

**High Minority Concentration Census Tract is a Census Tract that has a total percentage of minority persons at least 20 percentage points higher than the total percentage of all minorities for the MSA as a whole (36.6). Data is from the American Community Survey 2011 to 2015 Five year estimate.*

Sources: Esri, HERE, DeLorme, USGS, Intermap, increment P Corp., NRCAN, Esri Japan, METI, Esri China (Hong Kong), Esri (Thailand), TomTom, MapmyIndia, © OpenStreetMap contributors, and the GIS User Community

Fourth District CPD Projects FY 17-18

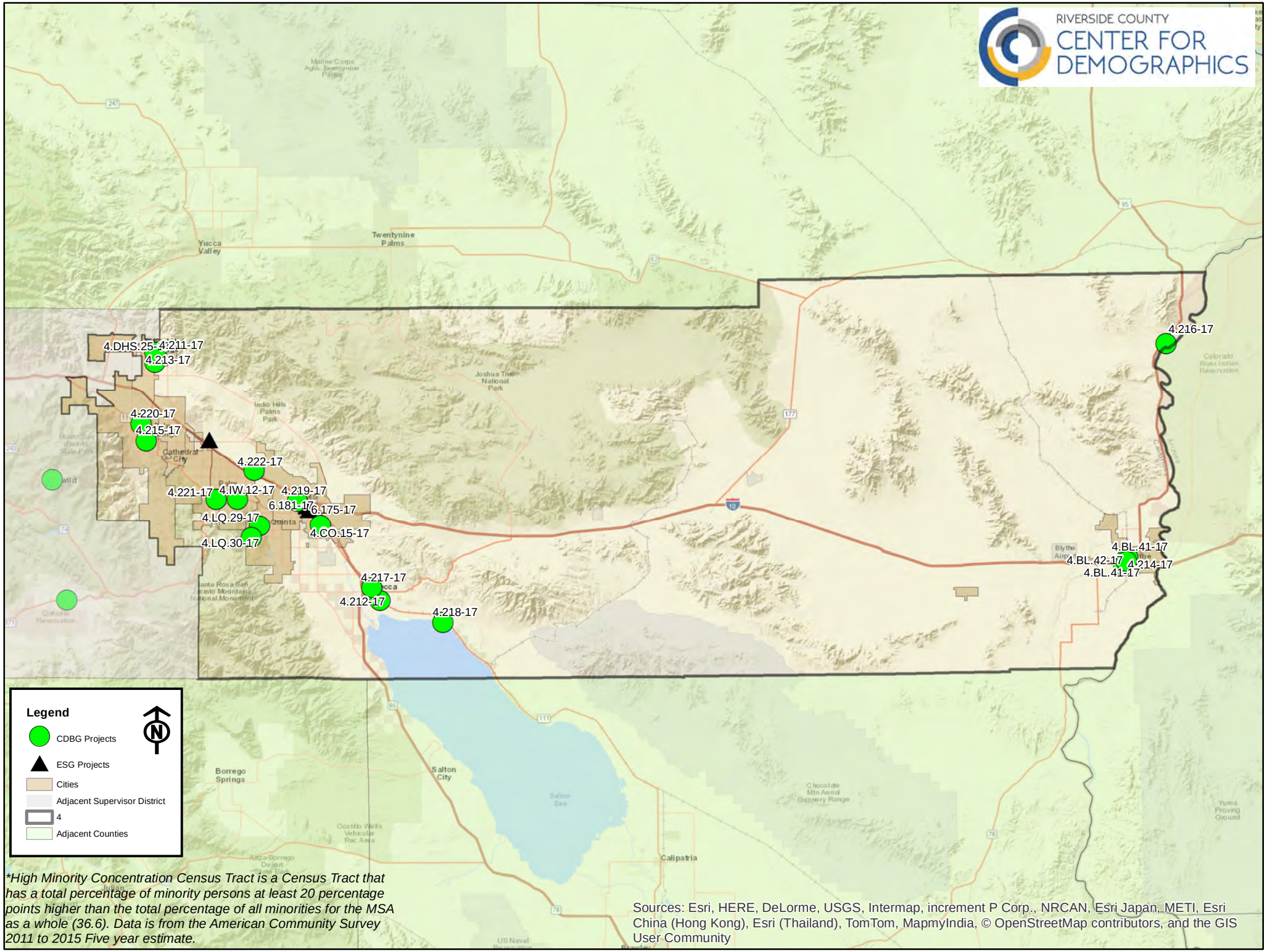

High Minority Concentration Census Tract is a Census Tract that has a total percentage of minority persons at least 20 percentage points higher than the total percentage of all minorities for the MSA as a whole (36.6). Data is from the American Community Survey 2011 to 2015 Five year estimate.

Sources: Esri, HERE, DeLorme, USGS, Intermap, increment P Corp., NRCAN, Esri Japan, METI, Esri China (Hong Kong), Esri (Thailand), TomTom, MapmyIndia, © OpenStreetMap contributors, and the GIS User Community

Fourth District CPD Projects FY 17-18: High Minority Concentration Census Tracts

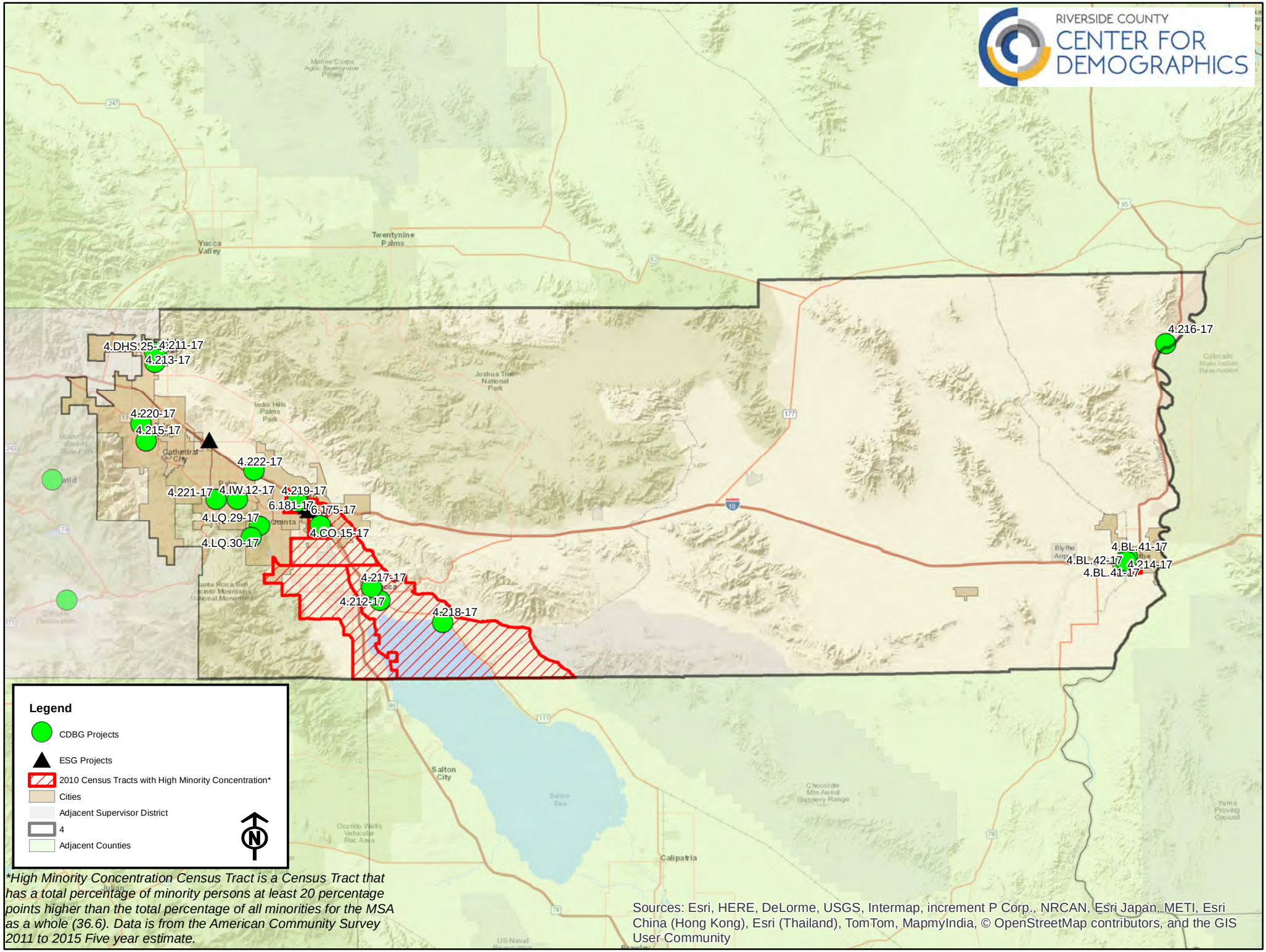

High Minority Concentration Census Tract is a Census Tract that has a total percentage of minority persons at least 20 percentage points higher than the total percentage of all minorities for the MSA as a whole (36.6). Data is from the American Community Survey 2011 to 2015 Five year estimate.

Sources: Esri, HERE, DeLorme, USGS, Intermap, increment P Corp., NRCAN, Esri Japan, METI, Esri China (Hong Kong), Esri (Thailand), TomTom, MapmyIndia, © OpenStreetMap contributors, and the GIS User Community

Desert Area CPD Projects FY 17-18

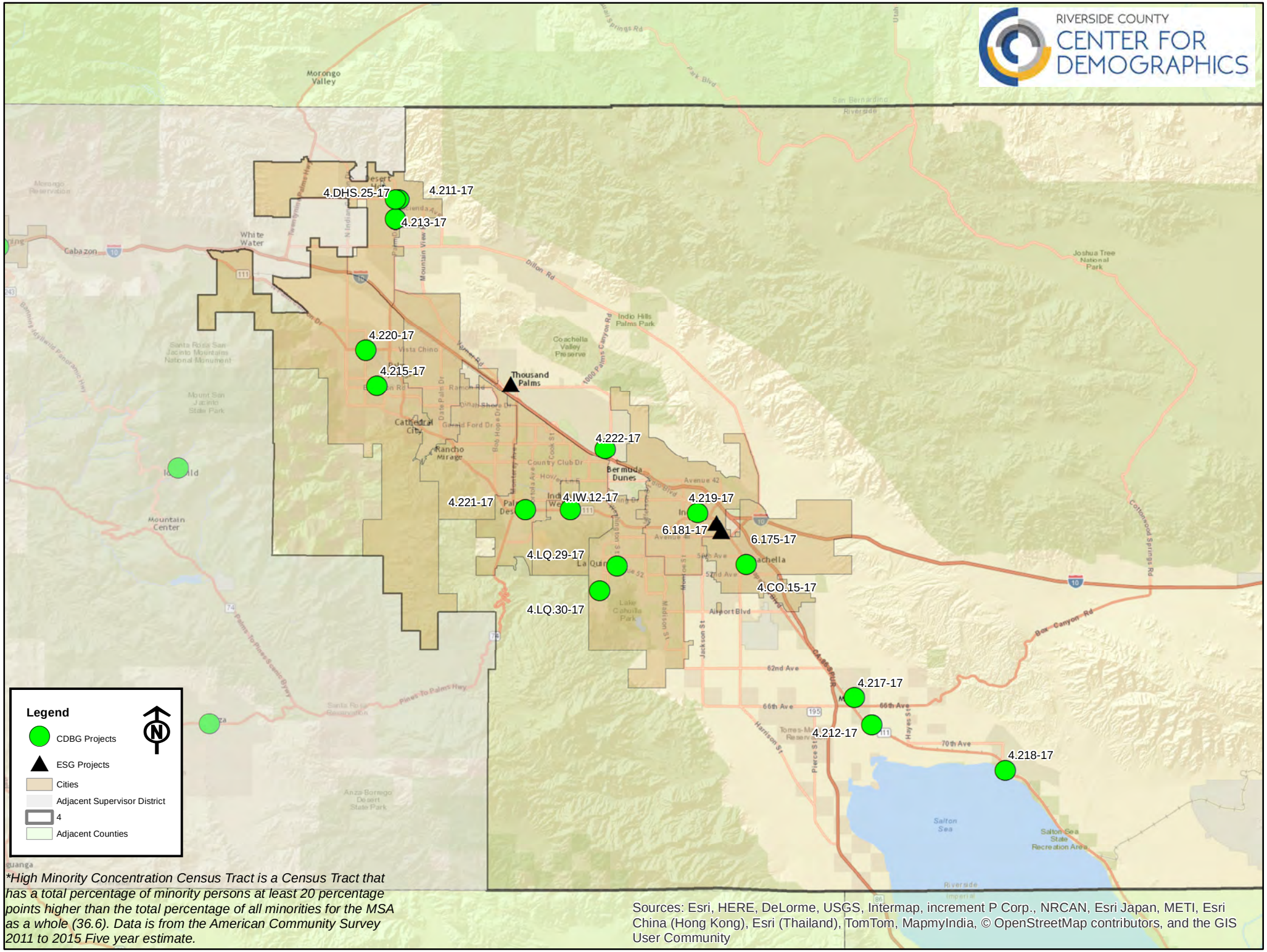

High Minority Concentration Census Tract is a Census Tract that has a total percentage of minority persons at least 20 percentage points higher than the total percentage of all minorities for the MSA as a whole (36.6). Data is from the American Community Survey 2011 to 2015 Five year estimate.

Sources: Esri, HERE, DeLorme, USGS, Intermap, increment P Corp., NRCAN, Esri Japan, METI, Esri China (Hong Kong), Esri (Thailand), TomTom, MapmyIndia, © OpenStreetMap contributors, and the GIS User Community

Desert Area CPD Projects FY 17-18: High Minority Concentration Census Tracts

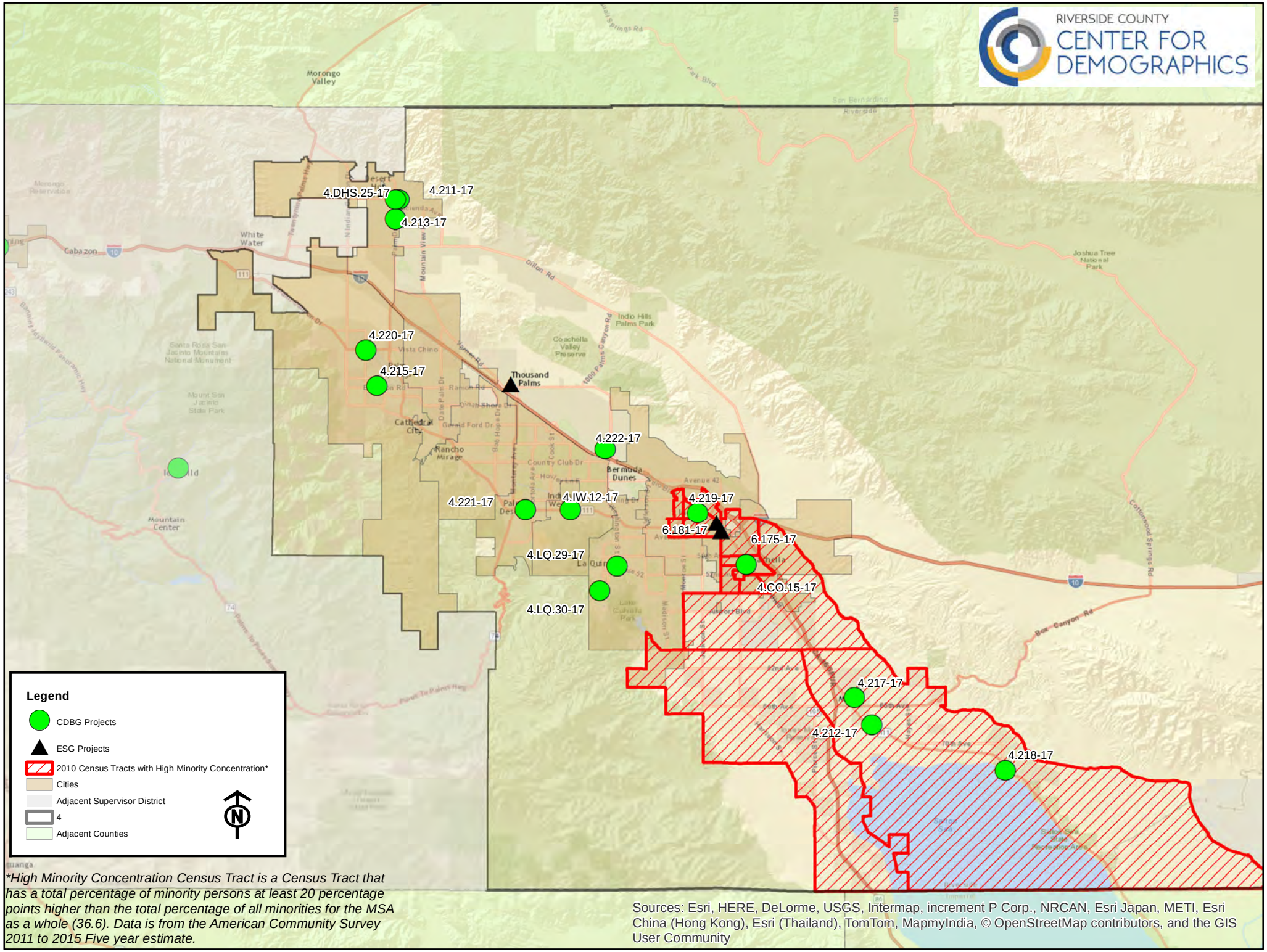

*High Minority Concentration Census Tract is a Census Tract that has a total percentage of minority persons at least 20 percentage points higher than the total percentage of all minorities for the MSA as a whole (36.6). Data is from the American Community Survey 2011 to 2015 Five year estimate.

Sources: Esri, HERE, DeLorme, USGS, Intermap, increment P Corp., NRCAN, Esri Japan, METI, Esri China (Hong Kong), Esri (Thailand), TomTom, MapmyIndia, © OpenStreetMap contributors, and the GIS User Community

Fifth District CPD Projects FY 17-18

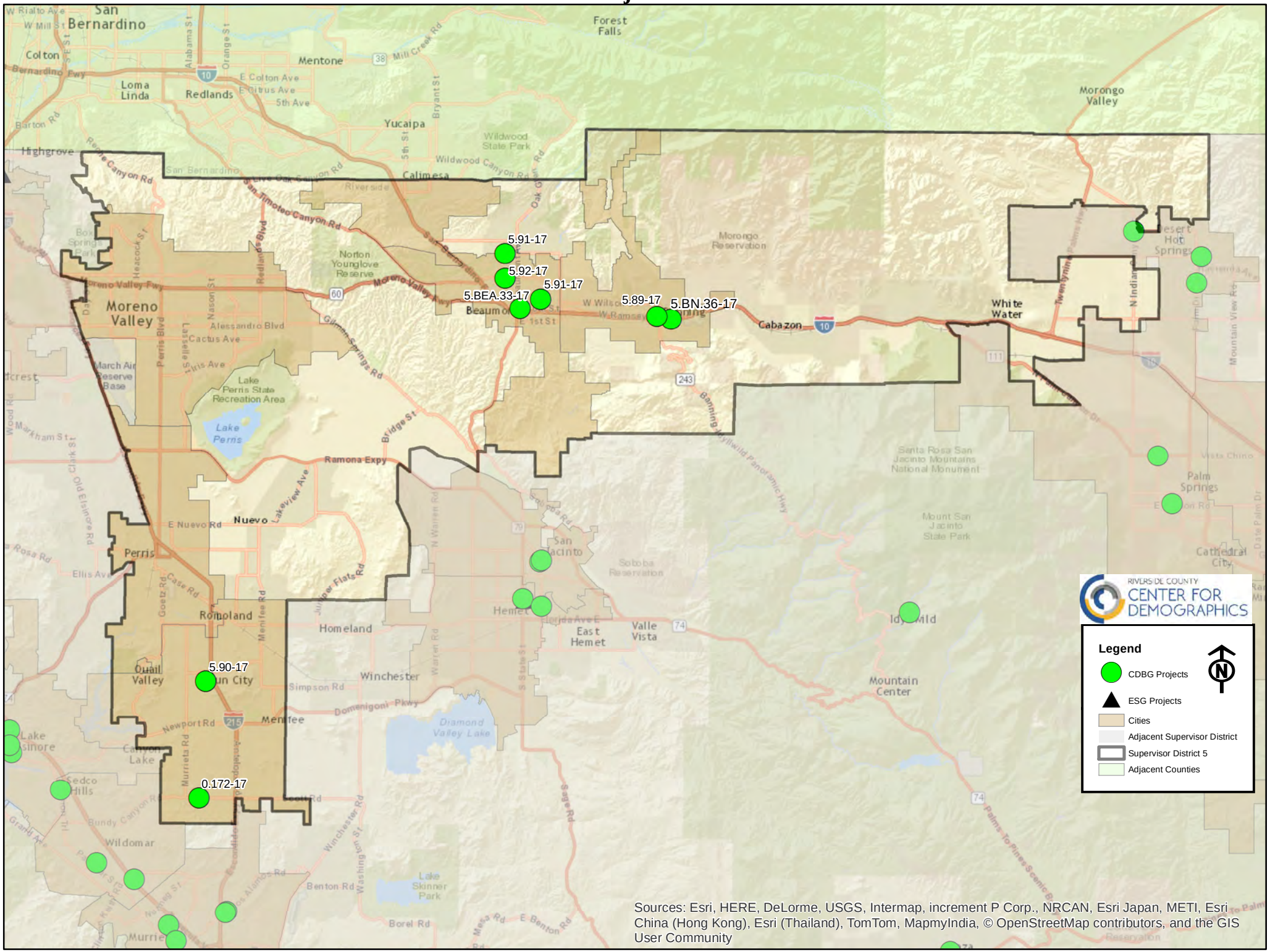

Fifth District CPD Projects FY 17-18: High Minority Concentration Census Tracts

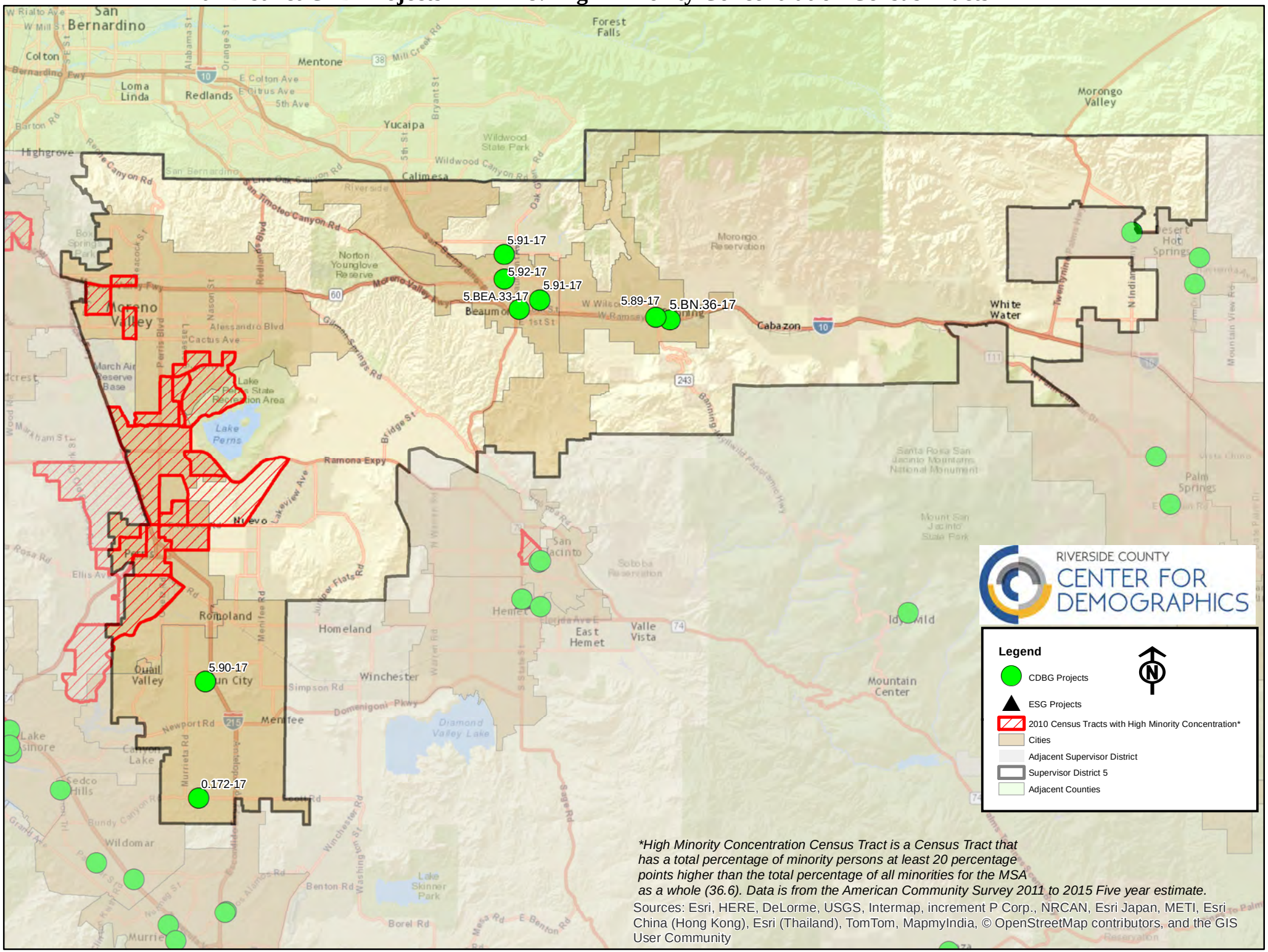

APPENDIX K

HOME Maximum Purchase Price Limits

Residential Agent 1 Line

Listing ID	S	Sub Type	St# St Name	City	Area	SLC	L/C Price	$/Sqft	Br/Ba	Sqft	YrBuilt	Ac/LSqft
SW16170936	S	MANL/A	913 S Grand AV #100	SJCN	223	STD	$49,900	$37.13	2/2,0,0,0	1344/A	2002/ASR	19.5/849,420
SW16714488	S	MANL/D	110 Lori Ann ST	SJCN	223	STD	$108,000↓	$80.36	2/2,0,0,0	1344/A	1984/ASR	0.17/7,405
EV16700527	S	MANL/D	3800 W Wilson ST #167	BANN	263	STD	$110,000↓	$88.14	2/1,1,0,0	1248/A	1985/ASR	0.09/3,920
IV15239722	S	MANL/D	3800 W Wilson ST #26	BANN	263	PRO,STD	$121,000↓	$84.03	2/2,0,0,0	1440/A	1983/ASR	0.1/4,356
SW16186511	S	MANL/D	28982 Via La Espalda	MUR	208	STD	$122,000↓	$93.85	2/2,0,0,0	1300/A	1972/ASR	0.17/7,405
EV16721896	S	MANL/D	3800 W. Wilson Street # 19	BANN	263	STD	$123,000↓	$85.42	2/2,0,0,0	1440/A	1981/ASR	0.09/3,920
SW16751395	S	MANL/D	29180 Camino Alba	MUR	208	STD	$125,000↓	$83.28	2/2,0,0,0	1501/A	1974/ASR	0.15/6,534
SW16053423	S	MANL/D	33821 Linda Vista LN	WILD	240	STD	$130,000↓	$112.85	2/2,0,0,0	1152/A	1977/ASR	0.16/6,970
IV16717908	S	MANL/D	3800 W Wilson ST #96	BANN	263	STD	$132,000	$91.67	2/2,0,0,0	1440/A	1988/ASR	0.09/3,920
SW16752395	S	MANL/D	28922 Via La Rueda	MUR	208	STD	$135,000↓	$93.75	2/2,0,0,0	1440/A	1978/ASR	0.09/3,920
PW16767711	S	MANL/D	22070 Pleasant LN	WILD	699	STD	$135,000↓	$93.75	2/2,0,0,0	1440/A	1980/ASR	0.43/18,731
SW16755589	S	MANL/D	33881 Orange ST	WILD	240	STD	$145,000↓	$107.89	3/2,0,0,0	1344/A	1969/ASR	0.45/19,602
EV16727777	S	MANL/D	3800 W Wilson ST #128	BANN	263	PRO	$146,000↓	$92.06	2/2,0,0,0	1586/A	2005/ASR	0.1/4,356
SW16755590	S	MANL/D	38317 Calle Cervato	MUR	208	STD	$160,000↓	$111.11	2/2,0,0,0	1440/A	1974/ASR	0.1/4,356
SW16728296	S	MANL/D	38620 Via Taffia	MUR	208	STD	$165,000↓	$109.13	2/0,2,0,0	1512/A	1973/ASR	0.1/4,356
SW16764408	S	MANL/D	22107 Valley Terrace	WILD	240	STD	$165,000↓	$229.17	2/2,0,0,0	720/A	1971/ASR	0.23/10,019
SW16186873	S	MANL/D	28829 Via Princesa	MUR	208	STD	$179,000↓	$124.31	2/1,1,0,0	1440/A	1971/ASR	0.09/3,920
SW16199424	S	MANL/D	38100 Via Del Largo	MUR	208	STD	$180,000	$109.76	2/2,0,0,0	1640/A	1971/SEE	0.09/3,920
SW16158132	S	MANL/D	22858 Skylink DR	CLK	236	STD	$185,000↓	$128.47	2/2,0,0,0	1440/A	1972/ASR	0.17/7,405
SW16705185	S	MANL/D	33354 Windmill RD	WILD	240	STD	$185,000	$220.24	2/2,0,0,0	840/AP	1980/ASR	0.14/6,098
SW16726829	S	MANL/D	32834 Almond Tree LN	WILD	240	STD	$185,000↓	$100.11	3/2,0,0,0	1848/A	1991/ASR	0.24/10,454
SW16718810	S	MANL/D	29100 Via Princesa	MUR	208	STD	$192,000↓	$121.06	3/2,0,0,0	1586/AP	1971/ASR	0.11/4,792
SW16759297	S	MANL/D	33703 THE FARM RD	WILD	240	STD	$192,000↓	$133.33	3/2,0,0,0	1440/A	1973/ASR	0.15/6,534
SW16736899	S	MANL/D	24479 Waller ST	MUR	206	STD	$200,000↓	$138.89	3/2,0,0,0	1440/A	1971/SLR	0.27/11,761
SW16757938	S	MANL/D	38355 Via Taffia	MUR	208	STD	$215,000	$105.39	3/1,1,1,0	2040/A	1981/ASR	0.12/5,227
SW16017537	S	MANL/D	21610 Darby ST	WILD	240	STD	$217,000↓	$161.46	3/2,0,0,0	1344/A	1990/ASR	0.14/6,098
SW16143040	S	MANL/D	21248 Illinois ST	WILD	240	STD	$226,000↓	$130.79	3/2,0,0,0	1728/A	1985/ASR	0.18/7,841
SW16155101	S	MANL/D	38561 Calle De La Siesta	MUR	208	STD	$228,000	$158.33	2/2,0,0,0	1440/A	1972/ASR	0.09/3,920
CV16725490	S	MANL/D	34459 Tree LN	WILD	240	STD	$229,500	$159.38	2/2,0,0,0	1440/A	1981/ASR	0.24/10,454
SW16159643	S	MANL/D	24720 Pitchfork CR	WILD	240	STD	$230,000↓	$171.13	3/2,0,0,0	1344/A	1986/ASR	0.17/7,405
CV16751836	S	MANL/D	34163 Olive Grove RD	WILD	240	STD	$230,000↓	$171.13	3/2,0,0,0	1344/A	1985/ASR	0.17/7,405
CV16710184	S	MANL/D	24401 Cornstalk RD	WILD	240	STD	$230,000↓	$128.35	3/2,0,0,0	1792/A	1983/ASR	0.22/9,583
SW16163892	S	MANL/D	34052 Harvest WY	WILD	240	STD	$232,000↓	$141.81	3/2,0,0,0	1636/A	1987/ASR	0.18/7,841
SW16199250	S	MANL/D	20935 Mariposa RD	WILD	240	STD	$232,500↓	$161.46	2/2,0,0,0	1440/A	1987/ASR	0.47/20,473
SW16173383	S	MANL/D	28960 Camino Alba	MUR	208	STD	$235,000↓	$116.57	3/2,0,1,0	2016/A	1983/ASR	0.14/6,098
SW16725302	S	MANL/D	24843 Cornstalk RD	WILD	240	REO	$237,000	$141.07	3/2,0,0,0	1680/A	1989/ASR	0.18/7,841
SW16756432	S	MANL/D	34633 The Farm RD	WILD	240	STD	$237,500↓	$153.72	4/2,0,0,0	1545/S	1983/ASR	0.17/7,405
IG16178258	S	MANL/D	32703 Lakeview Terrance	WILD	240	STD	$240,000↓	$153.26	3/2,0,0,0	1566/S	2016/SLR	0.16/6,970
SW16714757	S	MANL/D	33190 Wildomar RD	WILD	240	STD	$249,000↓	$158.80	4/2,0,0,0	1568/A	2006/ASR	0.24/10,454
SW16721700	S	MANL/D	33738 Plowshare RD	WILD	240	STD	$253,000↓	$164.71	2/2,0,0,0	1536/A	1984/ASR	0.2/8,712
SW16746168	S	MANL/D	38606 Calle De La Siesta	MUR	208	STD	$255,000↓	$148.60	3/2,0,0,0	1716/A	1999/ASR	0.14/6,098
SW16748745	S	MANL/D	34508 The Farm RD	WILD	699	STD	$255,900↓	$185.43	3/2,0,0,0	1380/A	1981/ASR	0.25/10,890
SW16735860	S	MANL/D	38211 Via La Colina	MUR	208	STD	$259,000↓	$171.30	2/2,0,0,0	1512/A	2003/ASR	0.09/3,920
SW16724853	S	MANL/D	21233 Vine ST	WILD	240	STD	$259,000↓	$151.64	3/2,0,0,0	1708/A	2016/BLD	0.26/11,326
IV16714741	S	MANL/D	34995 Cherry ST	WILD	240	STD	$260,000	$180.56	2/2,0,0,0	1440/S	1971/SLR	0.63/27,443
SW16764869	S	MANL/D	34185 Harvest WY	WILD	240	STD	$260,000	$156.25	3/2,0,0,0	1664/A	1991/APP	0.29/12,632
SW16705579	S	MANL/D	33431 Harvest WY	WILD	240	STD	$260,000↓	$169.27	3/2,0,0,0	1536/A	1990/ASR	0.17/7,405
SW16190257	S	MANL/D	21241 Vine ST	WILD	240	STD	$265,000	$153.36	4/2,0,0,0	1728/B	2016/BLD	0.23/10,019
IG16740292	S	MANL/D	34513 The Farm RD	WILD	240	STD	$267,000↓	$159.50	4/2,0,0,0	1674/A	2006/ASR	0.18/7,841
SW16727829	S	MANL/D	38290 Camino Cinife	MUR	208	STD	$269,000	$142.33	3/1,1,0,0	1890/A	1989/ASR	0.1054/4,592
SW16742612	S	MANL/D	34056 Harrow Hill RD	WILD	240	STD	$278,000↓	$144.79	3/2,0,0,0	1920/E	1985/EST	0.17/7,405
SW16736331	S	MANL/D	21090 Union ST	WILD	240	STD	$279,000↓	$207.59	3/2,0,0,0	1344/A	1977/ASR	0.53/23,087
OC16734868	S	MANL/D	24501 Woodshed WY	WILD	240	STD	$280,000↓	$110.76	4/3,0,0,0	2528/S	1984/SLR	0.32/13,939
SW16728684	S	MANL/D	34826 The Farm Road	WILD	240	STD	$285,000↓	$148.44	2/2,0,0,0	1920/A	1986/PUB	0.24/10,454
SW17002693	S	MANL/D	33672 Windmill RD	WILD	240	TPAP	$290,000↓	$149.79	3/2,0,0,0	1936/A	1981/ASR	0.17/7,405
SW16117248	S	MANL/D	38320 Via Ventoso	MUR	208	STD	$299,000↓	$148.90	2/1,1,0,0	2008/A	1989/BLD	0.15/6,534
IG16187220	S	MANL/D	28661 Via El Pava Real	MUR	208	STD	$299,500	$189.44	3/2,0,0,0	1581/D	2016/SEE	0.11/4,792
IV16188599	S	MANL/D	21912 Walnut ST	WILD	240	STD	$300,000↓	$144.44	4/2,0,0,0	2077/A	2006/ASR	0.49/21,344
IG16705337	S	MANL/D	38546 Via Amarilla	MUR	208	STD	$303,500↓	$191.97	3/2,0,0,0	1581/B	2016/BLD	0.09/3,920
SW16116036	S	MANL/D	33391 Loquat ST	WILD	240	STD	$327,000↓	$149.52	4/3,0,0,0	2187/B	2005/BLD	0.86/37,462
IV16146623	S	MANL/D	32650 Batson	WILD	240	STD	$329,800	$147.23	5/3,0,0,0	2240/E	1982/ASR	0.84/36,590

#52

Listing ID	S	Sub Type	St# St Name	City	Area	SLC	L/C Price	$/Sqft	Br/Ba	Sqft	YrBuilt	Ac/LSqft	[
IG16765453	S	MANL/D	10944 58th ST	JUR	251	STD	$350,000	$303.82	3/2,0,0,0	1152/A	1986/PUB	0.94/40,946	
SW16759994	S	MANL/D	23250 Baxter RD	WILD	240	STD	$419,000	$205.39	4/2,1,1,0	2040/A	1979/ASR	1/43,560	

Search Criteria
Property Type is 'Residential'
Standard Status is 'Closed'
Contract Status Change Date is 03/07/2017 to 12/07/2016
Property Sub Type is 'Manufactured on Land'
Special Listing Conditions is one of 9 selections
County Or Parish is 'Riverside'
City is one of 15 selections
Selected 63 of 63 results.

©CRMLS. Information is believed to be accurate, but shall not be relied upon without verification.
Accuracy of square footage, lot size and other information is not guaranteed.

63• ÷
2• =
31•5 *

230,000• x
0•95 =
218,500• *

Residential Agent 1 Line

Listing ID	S	Sub Type	St#	St Name	City	Area	SLC	L/C Price	$/Sqft	Br/Ba	Sqft	YrBuilt	Ac/LSqft
17195580PS	S	CONDO/D	64281	SPYGLASS AV #39	DHS	341	STD	$30,000	$53.10	1/1,0,0,0	565/	1973	0.01/436
216036632DA	S	CONDO	66795	5th ST	DHS	340	STD	$49,000↓	$72.06	1/1,0,0,0	680/A	1981/ASR	0.02/871
EV16760819	S	CONDO/A	3802 W	Jacinto View RD #B	BANN	263	STD	$60,000↓	$101.01	1/1,0,0,0	594/A	1991/ASR	0.02/871
IV16743077	S	CONDO/A	1268	Vista Serena AV	BANN	263	STD	$62,000↓	$112.32	1/1,0,0,0	552/A	1974/ASR	0.01/436
EV16761732	S	CONDO/A	3802 W	Jacinto View RD #F	BANN	263	STD	$65,000↓	$79.85	2/2,0,0,0	814/A	1991/ASR	0.02/871
SW16095179	S	CONDO/A	1395	Sierra Seneca DR	SJCN	223	SPAY	$84,500↑	$90.18	2/1,1,0,0	937/A	1981/ASR	
16176340PS	S	CONDO/D	66735	12TH ST #A9	DHS	340	STD	$89,500	$87.75	2/2,0,0,0	1020/	1982	0.02/871
IG15241675	S	CONDO/A	638 W	Villa Chaparral RD	SJCN	223	STD	$95,000↓	$88.62	2/2,0,0,0	1072/A	1983/ASR	
OC16724250	S	CONDO/A	1318	Bushy Tail TR	SJCN	223	STD	$110,000↓	$105.77	2/2,0,0,0	1040/A	1981/ASR	0.04/1,742
SW16757862	S	CONDO/A	28741	Via Las Flores #342	MUR	208	STD	$115,000↓	$150.92	1/1,0,0,0	762/A	1971/ASR	0.02/871
IG16739681	S	CONDO/A	623 W	Villa Chaparral RD	SJCN	223	STD	$115,000	$107.28	2/2,0,0,0	1072/A	1981/PUB	0.04/1,742
SW16747678	S	CONDO/A	1388	Congress WY	SJCN	223	STD	$119,000↓	$115.53	2/2,0,0,0	1030/A	1991/ASR	0.07/3,049
IV17005021	S	CONDO/A	1399	Congress WY	SJCN	223	STD	$126,000↓	$113.92	2/2,0,0,0	1106/A	1991/ASR	0.07/3,049
216030910DA	S	CONDO	78347	Scarlet CT	LQ	308	STD	$135,000↓	$176.93	1/1,0,0,0	763/A	1989/ASR	0.08/3,485
216036058DA	S	CONDO	78255	Cabrillo LN #115	IW	325	STD	$135,000↓	$156.25	1/1,0,0,0	864/A	1972/ASR	0.04/1,742
216025158DA	S	CONDO	78329	Terra Cotta CT	LQ	308	STD	$142,000↓	$186.11	1/1,0,0,0	763/A	1989/ASR	0.1/4,356
217000574DA	S	CONDO	50730	Santa Rosa #7	LQ	313	STD	$144,500↓	$211.88	1/1,0,0,0	682/A	2003/ASR	0.0188/820
216035012DA	S	CONDO	50650	Santa Rosa Plaza #2	LQ	313	STD	$152,000↓	$222.87	1/1,0,0,0	682/A	2004/ASR	
216033148DA	S	CONDO	78225	Cabrillo Ln LN #107	IW	325	STD	$157,000↓	$181.71	1/1,0,1,0	864/A	1972/ASR	0.04/1,742
217000366DA	S	CONDO	78413	Magenta DR	LQ	308	STD	$157,900↓	$206.95	1/1,0,0,0	763/A	1998/ASR	0.02/871
OC16755022	S	CONDO/D	66939	San Carlos RD	DHS	340	STD	$159,000	$140.21	3/2,0,0,0	1134/A	1975/PUB	0.19/8,276
SW16183089	S	CONDO/D	28210	Via Princesa	MUR	208	STD	$160,000↓	$142.60	2/2,0,0,0	1122/A	1973/ASR	
IG16753727	S	CONDO/A	24909	Madison AV #1921	MUR	206	STD	$162,000↑	$189.70	1/1,0,0,0	854/A	2003/ASR	0.025/1,089
SW16175862	S	CONDO/A	24311	Canyon Lake DR N #22	CLK	236	STD	$167,000↑	$147.53	3/1,1,0,0	1132/E	1973/EST	
CV16735562	S	CONDO/A	26414	Arboretum WY #2603	MUR	208	STD	$170,000	$232.88	1/1,0,0,0	730/A	2004/ASR	0.0189/823
SW17012693	S	CONDO/A	26438	Arboretum WY #2407	MUR	208	STD	$179,000	$227.45	1/1,0,0,0	787/A	2004/ASR	0.0189/824
PW16720165	S	CONDO/A	24311	Canyon Lake DR N #19	CLK	236	STD	$179,900	$167.66	2/2,0,0,0	1073/A	1973/ASR	0.02/871
216026632DA	S	CONDO	78141	Crimson CT	LQ	308	STD	$184,000↓	$198.70	2/1,1,0,0	926/A	1989/ASR	0.08/3,485
EV17011772	S	CONDO/A	1640	Beaver Creek #B	BMT	263	STD	$184,900	$156.30	2/1,1,0,0	1183/A	2006/ASR	0.06/2,614
EV16756858	S	CONDO/A	1287	Hogan AV	BANN	263	STD	$185,000↑	$200.87	2/2,0,0,0	921/B	1989/BLD	0.08/3,485
216033038DA	S	CONDO	78121	Indigo DR	LQ	308	STD	$190,000↓	$205.18	2/1,1,0,0	926/A	1989/ASR	0.06/2,614
216030856DA	S	CONDO	78321	SCARLET CT CT	LQ	308	STD	$193,000↓	$211.62	2/2,0,0,0	912/A	1989/ASR	0.08/3,485
PW16763853	S	CONDO/A	78339	Terra Cotta CT	LQ	308	STD	$193,500↑	$208.96	2/2,0,0,0	926/A	1989/ASR	0.1/4,356
SW16728947	S	CONDO/A	26368	Arboretum WY #3201	MUR	208	STD	$195,000↑	$219.10	2/2,0,0,0	890/A	2004/ASR	0.0219/953
OC17019622	S	CONDO/A	26314	Arboretum WY #3804	MUR	208	STD	$195,000	$219.10	2/2,0,0,0	890/A	2004/ASR	
EV16753282	S	CONDO/A	620	La Quinta DR	BANN	263	STD	$195,500	$198.48	2/2,0,0,0	985/A	1987/ASR	0.1/4,356
216026278DA	S	CONDO	79283	Horizon Palms CR	LQ	308	STD	$196,000↓	$153.12	3/3,0,0,0	1280/A	1987/ASR	0.06/2,614
217001398DA	S	CONDO	78223	Scarlet CT	LQ	308	STD	$197,500↓	$216.56	2/1,1,0,0	912/A	1989/ASR	
SW16724661	S	CONDO/A	26368	Arboretum WY #3204	MUR	208	STD	$200,000↑	$224.72	2/2,0,0,0	890/A	2004/ASR	0.0219/953
PW16743382	S	CONDO/A	55300	Firestone	LQ	313	STD	$200,000↓	$141.84	2/2,0,1,0	1410/A	1988/ASR	0.06/2,614
SW16722549	S	CONDO/A	24909	Madison AV #321	MUR	206	STD	$203,000↓	$175.15	2/2,0,0,0	1159/A	2003/ASR	0.0328/1,428
215013838DA	S	CONDO	45245	Seeley DR #17C	LQ	308	STD	$203,000↓	$169.17	2/3,0,0,0	1200/	2011	
CV16719469	S	CONDO/A	78491	Magenta DR	LQ	308	STD	$206,500↓	$226.43	2/2,0,0,0	912/A	2000/ASR	0.02/871
EV17003029	S	CONDO/A	5213 W	PALMER DR	BANN	263	STD	$210,000↓	$228.01	2/2,0,0,0	921/A	1987/APP	0.1/4,356
PW16137256	S	CONDO/A	1410	Barber CT	BANN	263	STD	$210,000↓	$142.18	2/3,0,0,0	1477/A	1994/ASR	
SW16181581	S	CONDO/D	80130	Palm Circle DR	LQ	308	STD	$211,500↓	$127.72	3/2,0,0,0	1656/A	1973/ASR	
SW16739487	S	CONDO/A	24909	Madison AV #2224	MUR	206	STD	$213,000↓	$183.78	2/2,0,0,0	1159/A	2003/ASR	0.01/436
SW16719791	S	CONDO/A	30341	Pelican Bay #C	MUR	208	STD	$215,000↓	$223.73	2/2,0,0,0	961/P	2003/ASR	0.0258/1,124
ML81627441	S	CONDO	30341	Pelican Bay #C	MUR	699	STD	$215,000↓	$223.73	2/2,0,0,0	961/A	2003	0.02/1,124
SW17010938	S	CONDO/A	26384	Arboretum WY #704	MUR	208	STD	$218,000	$244.94	2/2,0,0,0	890/A	2004/ASR	0.0211/918
EV16720577	S	CONDO/A	5451	Trevino WY	BANN	263	STD	$222,000↓	$150.71	2/2,0,0,0	1473/B	1993/BLD	0.04/1,742
EV17008859	S	CONDO/A	6121	Saint Andrews	BANN	263	STD	$224,000↓	$165.19	2/2,0,0,0	1356/OTH	1988/OTH	0.11/4,792
SW16074283	S	CONDO/A	41410	Juniper ST #1511	MUR	206	STD	$225,000↓	$194.13	2/2,0,0,0	1159/A	2005/ASR	
SW17006624	S	CONDO/A	30343	Island Bay #C	MUR	208	STD	$226,000↓	$222.44	2/2,0,1,0	1016/A	2002/ASR	0.0119/520
EV16763993	S	CONDO/A	5406	Trevino WY	BANN	263	STD	$228,000↓	$154.37	2/2,0,0,0	1477/A	1993/ASR	0.04/1,742
SW16731575	S	CONDO/A	29336	Calle Gaviota ST	MUR	208	STD	$229,900	$145.05	3/2,0,1,0	1585/A	1973/ASR	0.0364/1,585
216028826DA	S	CONDO	55212	Riviera	LQ	313	STD	$230,000↓	$172.93	2/2,0,0,0	1330/A	1990/ASR	0.04/1,742
216034678DA	S	CONDO	79773	Olympia Fields	LQ	313	STD	$233,000↓	$156.17	2/1,1,0,1	1492/A	1988/ASR	0.06/2,614
SW16757710	S	CONDO/A	28282	Socorro ST #97	MUR	208	STD	$235,000	$203.29	2/2,0,0,0	1156/A	2005/ASR	0.0238/1,035
216034104DA	S	CONDO	55426	Firestone	LQ	313	STD	$239,500↓	$160.52	2/2,0,1,0	1492/A	1988/ASR	0.07/3,049
SW16759265	S	CONDO/A	24909	Madison AV #1014	MUR	206	STD	$240,000↓	$194.81	3/2,0,0,0	1232/A	2003/ASR	0.0362/1,579

Listing ID	S	Sub Type	St#	St Name	City	Area	SLC	L/C Price	$/Sqft	Br/Ba	Sqft	YrBuilt	Ac/LSqft
CV17002113	S	CONDO/A	27544	Papillion ST #1	MUR	207	STD	$240,000	$200.33	2/2,0,0,0	1198/A	2007/ASR	0.0277/1,206
SW16759057	S	CONDO/A	26445	Arboretum WY #3005	MUR	208	STD	$245,500	$202.39	2/2,0,0,0	1213/A	2003/ASR	0.0288/1,254
SW16767503	S	CONDO/A	30398	Island Bay #D	MUR	208	SPAY	$250,000	$180.25	3/2,0,1,0	1387/A	2002/ASR	0.016/699
216030316DA	S	CONDO	54848	Inverness WY	LQ	313	STD	$250,000	$187.97	2/2,0,0,0	1330/A	1987/ASR	0.04/1,742
216026728DA	S	CONDO	54140	oak tree #A139	LQ	313	STD	$250,000	$187.97	2/2,0,0,0	1330/A	1985/ASR	0.04/1,742
IG16743329	S	CONDO/D	1367	Burdock ST #1	BMT	263	NOD	$253,000	$146.50	3/2,0,1,0	1727/A	2007/ASR	0.08/3,485
CV16762778	S	CONDO/A	39632	Columbia Union DR #C	MUR	208	STD	$254,000	$180.40	3/2,0,0,0	1408/A	2003/ASR	0.0303/1,318
216035002DA	S	CONDO	48127	Calle Serenas	LQ	313	STD	$255,000	$129.24	3/3,0,0,0	1973/A	1984/ASR	0.12/5,227
SW16725130	S	CONDO/A	27532	Papillion ST #2	MUR	207	STD	$263,000	$184.17	3/2,0,1,0	1428/A	2009/BLD	0.01/436
215009540DA	S	CONDO	80 438	Whisper Rock WY #51	LQ	313	STD	$264,900	$180.70	2/2,0,0,0	1466/B	0/BLD	0/0
IV16740171	S	CONDO/A	25039	Quince Hill ST #1	MUR	206	STD	$265,000	$171.19	3/2,0,1,0	1548/A	2006/ASR	0.0237/1,032
PW16706379	S	TWNHS/A	41860	Davenport WY #C	MUR	206	STD	$265,000	$184.03	3/2,0,1,0	1440/A	2004/ASR	0.0425/1,850
OC16718872	S	CONDO/A	24736	Ridgewalk ST #1	MUR	206	STD	$265,000	$171.19	3/2,0,1,0	1548/A	2005/ASR	0.02/871
216024874DA	S	CONDO	79738	Olympia Fields	LQ	313	STD	$265,000	$163.48	3/2,0,1,0	1621/A	1988/ASR	0.05/2,178
216025916DA	S	CONDO	54812	Inverness WY	LQ	313	STD	$265,000	$199.25	2/1,1,0,0	1330/A	1987/ASR	0.04/1,742
216028528DA	S	CONDO	49775	COACHELLA DR	LQ	313	STD	$265,000	$135.20	3/2,0,0,0	1960/A	1973/ASR	0.09/3,920
SW17024458	S	CONDO/A	25204	Crest Haven ST #1	MUR	206	STD	$269,000	$186.29	3/2,0,1,0	1444/A	2005/ASR	0.016/695
SW16755542	S	CONDO/A	35830	Ellison LN #2	MUR	207	STD	$269,000	$188.38	3/2,0,1,0	1428/A	2007/ASR	0.0195/849
216027646DA	S	CONDO	54888	Shoal	LQ	313	STD	$269,000	$202.26	2/2,0,0,0	1330/A	1989/ASR	0.04/1,742
IV17020464	S	CONDO/A	41925	Davenport WY #A	MUR	206	STD	$270,000	$165.64	3/2,0,1,0	1630/A	2004/APP	0.0252/1,096
SW16708441	S	CONDO/A	27494	Hazelhurst ST #3	MUR	207	STD	$275,000	$156.16	3/2,0,1,0	1761/A	2007/ASR	0.0228/993
SW17016137	S	CONDO/A	39889	Alpine Union ST #C	MUR	208	STD	$275,000	$195.31	3/2,0,0,0	1408/A	2002/ASR	0.0311/1,355
SW16740312	S	CONDO/A	39246	Mango Bay #B	MUR	208	STD	$275,000	$198.27	3/2,0,1,0	1387/A	2002/ASR	0.0171/745
SW16745838	S	CONDO/A	39753	Princeton WY #B	MUR	208	STD	$275,000	$166.26	3/3,0,0,0	1654/A	2002/ASR	0.019/828
216018250DA	S	TWNHS	80061	Silver Sage LN	LQ	313	STD	$275,000	$219.30	2/2,0,1,0	1254/A	2013/ASR	0.05/2,178
SW16731644	S	CONDO/A	33610	Willow Haven LN #101	MUR	208	STD	$277,900	$153.20	3/2,0,1,0	1814/A	2005/ASR	0.0213/930
SW16742766	S	CONDO/A	27437	Gentlebrook CT #3	MUR	207	STD	$282,500	$160.42	3/2,0,1,0	1761/A	2009/ASR	0.01/436
SW17017778	S	CONDO/A	39832	Millbrook WY #B	MUR	208	STD	$285,000	$172.31	3/3,0,0,0	1654/A	2003/ASR	0.019/828
SW16735431	S	CONDO/A	39939	Millbrook WY #B	MUR	208	STD	$285,000	$172.31	3/2,0,1,0	1654/B	2002/ASR	0.02/871
216016898DA	S	CONDO	48564	Via Amistad	LQ	313	STD	$285,000	$142.43	3/2,0,0,0	2001/A	1993/ASR	0.17/7,405
SW16721566	S	CONDO/A	27441	Charleston CT #3	MUR	207	STD	$288,500	$163.83	3/2,0,1,0	1761/A	2007/ASR	0.021/914
OC16751611	S	CONDO/A	78147	Calle Norte	LQ	313	STD	$289,900	$162.32	2/2,0,0,0	1786/A	1985/ASR	0.06/2,614
216029420DA	S	CONDO	54576	Shoal Creek	LQ	313	STD	$290,000	$187.22	2/2,0,0,0	1549/A	1990/ASR	0.04/1,742
SW16768115	S	CONDO/D	37386	Paseo Violeta	MUR	208	STD	$298,000	$186.13	3/2,0,1,0	1601/A	2013/ASR	0.01/436
SW16746871	S	CONDO/D	37437	Paseo Violeta	MUR	208	STD	$299,900	$187.32	3/2,0,1,0	1601/A	2012/ASR	0.0296/1,290
216016618DA	S	CONDO	79809	Olympia Fields	LQ	313	STD	$300,000	$200.00	2/2,0,0,0	1500/A	1988/ASR	0.06/2,614
216035806DA	S	CONDO	54397	Oakhill	LQ	313	STD	$300,000	$184.39	3/2,0,0,0	1627/	1986/SLR	
216035980DA	S	CONDO	76935	Robin DR	IW	325	STD	$300,000	$162.43	2/2,0,0,0	1847/A	1968/ASR	0.05/2,178
SW17006346	S	CONDO/A	27428	Gentlebrook CT #3	MUR	208	STD	$303,000	$172.06	3/2,0,1,0	1761/A	2009/EST	0.0185/806
216029780DA	S	CONDO	77782	Heritage DR	LQ	313	STD	$305,000	$233.36	2/2,0,0,0	1307/A	2007/ASR	
216025798DA	S	CONDO	75652	Camino De Plata	IW	325	STD	$306,000	$160.46	3/1,1,0,0	1907/A	1964/ASR	0.07/3,049
SW16116309	S	CONDO/D	37865	Bear View CR	MUR	206	STD	$320,000	$195.12	3/2,0,0,0	1640/A	1997/ASR	
216033054DA	S	CONDO	54517	Oakhill	LQ	313	STD	$320,000	$240.60	2/2,0,0,0	1330/A	1986/ASR	0.04/1,742
217004262DA	S	CONDO	48596	Legacy DR	LQ	313	STD	$322,000	$188.75	3/3,0,0,0	1706/A	2006/ASR	0.0536/2,333
SW16156866	S	CONDO/A	38450	Oaktree LP	MUR	206	STD	$325,000	$180.56	3/2,0,0,0	1800/A	1990/ASR	
SW17003566	S	TWNHS/A	40931	Belleray AV	MUR	207	STD	$325,000	$175.58	3/2,0,1,0	1851/B	2014/BLD	
216026034DA	S	CONDO	54455	Shoal	LQ	313	STD	$325,000	$169.45	3/3,0,0,0	1918/A	1990/ASR	0.05/2,178
216033052DA	S	CONDO	46532	Arapahoe CT	IW	325	STD	$326,000	$159.57	3/3,0,0,0	2043/O	1980/ASR	0.06/2,614
SW16717405	S	TWNHS/A	40959	Belleray AV	MUR	207	STD	$328,500	$150.48	4/3,0,1,0	2183/B	2016/BLD	
216028936DA	S	CONDO	55033	Tanglewood	LQ	313	STD	$330,000	$203.58	3/2,0,1,0	1621/A	1988/ASR	0.05/2,178
SW16754657	S	TWNHS/A	40978	Belleray AV	MUR	207	STD	$331,385	$179.03	3/2,0,1,0	1851/B	2016/BLD	
215038848DA	S	TWNHS	80908	Calle Azul	LQ	313	STD	$333,000	$192.04	3/2,0,1,0	1734/A	2005/ASR	0.1/4,356
216020428DA	S	CONDO	78316	Calle Las Ramblas	LQ	313	REO	$333,000	$138.06	3/3,0,0,0	2412/A	2001/ASR	0.07/3,049
SW16717525	S	CONDO/A	40955	Belleray AV	MUR	207	STD	$334,860	$162.08	3/2,0,1,0	2066/B	2016/BLD	
216034044DA	S	CONDO	54576	Oak Tree #A106	LQ	313	STD	$335,000	$216.27	2/1,1,0,0	1549/A	1985/ASR	0.04/1,742
216035056DA	S	CONDO	54792	Shoal Creek	LQ	313	STD	$335,000	$205.90	3/2,0,0,0	1627/A	1989/ASR	0.04/1,742
216017480DA	S	CONDO	78145	Calle Norte	LQ	313	STD	$339,900	$160.25	3/3,0,0,0	2121/A	1985/ASR	0.1/4,356
SW16754645	S	TWNHS/A	40935	Belleray AV	MUR	207	STD	$340,000	$155.75	4/3,0,1,0	2183/B	2016/BLD	
216026584DA	S	CONDO	54865	Oakhill	LQ	313	STD	$340,000	$177.27	3/3,0,0,0	1918/A	1985/ASR	0.05/2,178
OC16758494	S	CONDO/A	40364	Calle Real	MUR	206	STD	$344,277	$218.73	3/2,0,1,0	1574/B	2016/BLD	0.023/1,000
PW16748402	S	CONDO/A	12461	Cassiopeia CT	EVAL	249	STD	$344,900	$249.21	3/2,0,1,0	1384/A	2016/ASR	0.023/1,000
EV16753330	S	CONDO/A	40920	Lacroix AV	MUR	207	STD	$345,000	$166.99	3/2,0,1,0	2066/A	2015/BLD	0.01/436

#94

Listing ID	S	Sub Type	St#	St Name	City	Area	SLC	L/C Price	$/Sqft	Br/Ba	Sqft	YrBuilt	Ac/LSqft
216034192DA	S	CONDO	54132	Oak Tree	LQ	313	STD	$345,000	$212.05	3/2,0,0,0	1627/A	1985/ASR	0.04/1,742
CV16760227	S	CONDO/A	6291	Ancora LN	EVAL	249	STD	$346,000	$218.57	3/3,0,1,0	1583/A	2006/ASR	0.0181/787
SW16125261	S	CONDO/A	38453	Glen Abbey LN	MUR	206	STD	$350,000	$194.99	2/2,0,1,0	1795/A	1991/ASR	
216031680DA	S	CONDO	54480	Shoal Creek	LQ	313	STD	$355,000	$185.09	3/3,0,0,0	1918/A	1990/ASR	0.05/2,178
216023892DA	S	CONDO	54974	oak tree #A24	LQ	313	STD	$356,000	$218.81	3/2,0,0,0	1627/A	1985/ASR	0.04/1,742
IG16185721	S	CONDO/A	12541	Marco	EVAL	249	STD	$358,000	$177.58	3/2,0,1,0	2016/S	2009/SLR	
216029778DA	S	CONDO	48700	Legacy DR	LQ	313	STD	$358,000	$209.85	3/3,0,0,0	1706/A	2005/ASR	
216027718DA	S	CONDO	80483	Oak Tree	LQ	313	STD	$360,000	$232.41	2/2,0,0,0	1549/A	1985/ASR	0.04/1,742
216018866DA	S	CONDO	75155	Chippewa DR	IW	325	STD	$360,000	$150.06	3/2,1,0,0	2399/A	1978/ASR	0.1/4,356
IV16707583	S	CONDO/D	26274	Jasmine AV	MUR	208	STD	$360,100	$184.38	3/3,0,0,0	1953/B	2016/BLD	0.0803/3,500
PW16726474	S	CONDO/A	6384	Marbella LN	EVAL	249	STD	$361,900	$192.09	3/2,0,1,0	1884/A	2006/ASR	0.0292/1,272
216036838DA	S	CONDO	76790	iroquois DR	IW	325	STD	$364,800	$199.78	2/2,0,0,0	1826/A	1965/ASR	0.05/2,178
IG16193583	S	CONDO/A	6337	Amadora LN	EVAL	249	STD	$365,000	$179.63	4/2,0,1,0	2032/A	2009/BLD	
216011266DA	S	CONDO	80246	via Tesoro	LQ	313	STD	$370,000	$151.70	3/3,0,1,0	2439/A	2007/ASR	0.0714/3,109
16186908PS	S	CONDO/D	76795	LARK DR	IW	325	STD	$370,000	$208.33	2/2,0,0,0	1776/	1965	
217003172DA	S	CONDO	45902	Algonquin CR	IW	325	STD	$370,000	$148.65	3/2,1,0,0	2489/A	1979/ASR	0.1/4,356
217001478DA	S	CONDO	75124	Concho DR	IW	325	STD	$370,000	$154.23	3/3,0,0,0	2399/A	1979/ASR	0.1/4,356
216021462DA	S	CONDO	75133	Huron DR	IW	325	STD	$375,000	$150.66	3/3,0,0,0	2489/A	1979/ASR	0.1/4,356
217001106DA	S	CONDO	55100	Riviera	LQ	313	STD	$376,000	$242.74	2/2,0,0,0	1549/A	1990/ASR	0.04/1,742
SW16138425	S	CONDO/A	38251	Oaktree LP	MUR	206	STD	$380,000	$206.52	2/1,1,1,0	1840/A	1984/ASR	
CV16760415	S	CONDO/A	6392	Marbella LN	EVAL	249	STD	$380,000	$188.49	4/3,0,1,0	2016/A	2006/ASR	0.0318/1,384
IG16704905	S	TWNHS/A	6251	Isidora LN	EVAL	249	STD	$380,000	$183.13	4/2,0,1,0	2075/A	2006/ASR	0.0312/1,359
216033862DA	S	CONDO	75115	Chippewa DR	IW	325	STD	$380,000	$152.67	3/3,0,0,0	2489/A	1979/ASR	0.09/3,920
216027400DA	S	CONDO	45510	Pawnee RD	IW	325	STD	$380,000	$168.89	3/3,0,0,0	2250/A	1972/ASR	0.09/3,920
SW16740036	S	CONDO/A	38493	Glen Abbey LN	MUR	206	STD	$385,000	$214.48	3/3,0,0,0	1795/A	1986/ASR	0.91/39,640
PW17013584	S	CONDO/A	12549	Marco LN	EVAL	249	STD	$393,000	$189.40	4/2,0,1,0	2075/A	2009/ASR	0.0306/1,335
216029696DA	S	CONDO	56670	Merion	LQ	313	STD	$395,000	$149.34	3/3,0,1,0	2645/A	1990/ASR	0.1/4,356
216030670DA	S	CONDO	54377	Inverness WY	LQ	313	STD	$399,000	$257.59	2/2,0,0,0	1549/A	1989/ASR	0.04/1,742
SW16124854	S	CONDO/A	38649	Bears Paw DR	MUR	206	STD	$400,000	$179.78	2/2,0,1,0	2225/A	1989/ASR	
216034682DA	S	CONDO	49732	Avila DR	LQ	313	STD	$400,000	$210.42	3/2,1,0,0	1901/A	1975/ASR	0.13/5,663
216031236DA	S	CONDO	75193	Kavenish WY	IW	325	STD	$400,000	$168.21	2/2,0,1,0	2378/A	1981/ASR	
217004834DA	S	CONDO	76986	CALLE MAZATLAN	LQ	313	STD	$405,000	$248.16	2/2,0,0,0	1632/	1985	0.06/2,612
IV16185541	S	CONDO/D	5862	Ginger DR	EVAL	249	STD	$415,000	$268.78	3/2,0,1,0	1544/B	2016/BLD	
IV16180017	S	CONDO/A	22086	Treasure Island DR #30	CLK	236	STD	$420,000	$335.46	2/2,0,0,0	1252/A	1974/ASR	
216032532DA	S	TWNHS	48805	LEGACY DR	LQ	313	STD	$420,000	$201.73	3/3,0,1,0	2082/A	2006/ASR	0.0511/2,227
216024724DA	S	TWNHS	48705	Legacy DR	LQ	313	STD	$420,000	$228.63	3/3,0,0,0	1837/A	2006/ASR	0.0619/2,697
216029158DA	S	TWNHS	48655	Legacy DR	LQ	313	STD	$420,000	$201.73	3/3,0,1,0	2082/A	2006/ASR	0.0511/2,227
216028334DA	S	CONDO	77768	Tradition DR	LQ	313	STD	$420,000	$214.18	3/2,2,0,0	1961/B	2007/ASR	0.028/1,221
216037170DA	S	CONDO	57660	Interlachen	LQ	313	STD	$422,500	$222.02	3/2,0,0,0	1903/A	1992/ASR	
IV16725636	S	CONDO/D	5878	Ginger DR	EVAL	249	STD	$425,990	$275.90	3/2,0,1,0	1544/B	2016/BLD	0.0643/2,800
216037468DA	S	CONDO	76870	Sandpiper DR	IW	325	STD	$430,000	$191.11	3/3,0,0,0	2250/A	1972/ASR	
216018956DA	S	CONDO	75105	Chippewa DR	IW	325	STD	$435,000	$212.61	2/2,0,0,0	2046/A	1979/ASR	0.09/3,920
216033708DA	S	CONDO	55257	Shoal Creek	LQ	313	STD	$445,000	$273.51	3/2,0,0,0	1627/A	1987/ASR	0.04/1,742
216028586DA	S	CONDO	45660	Pawnee RD	IW	325	STD	$450,000	$185.80	3/3,0,0,0	2422/A	1969/ASR	0.07/3,049
DC16746940	S	CONDO/D	6108	Rosewood Way	EVAL	249	STD	$460,000	$230.81	3/2,0,1,0	1993/B	2015/BLD	
IV16181127	S	CONDO/D	5957	Ginger DR	EVAL	249	STD	$462,000	$210.57	3/2,0,1,0	2194/B	2016/BLD	
IV16182980	S	CONDO/D	6049	Rosewood WY	EVAL	249	STD	$474,000	$203.87	4/3,0,0,0	2325/B	2016/BLD	
216026204DA	S	CONDO	45855	Algonquin CR	IW	325	STD	$475,000	$190.84	3/3,0,0,0	2489/A	1979/ASR	0.1/4,356
216028530DA	S	CONDO	45453	Delgado DR	IW	325	STD	$485,000	$191.47	2/2,1,0,0	2533/A	1980/ASR	0.11/4,792
216025908DA	S	CONDO	77319	AVENIDA FERNANDO	LQ	313	STD	$495,000	$256.34	3/3,0,0,0	1931/A	1984/ASR	0.06/2,614
SW15266341	S	CONDO/A	38472	Glen Abbey LN	MUR	206	STD	$497,500	$228.21	3/2,0,1,0	2180/B	2015/BLD	
16137916	S	CONDO/A	75620	CALLE DEL SUR	IW	325	STD	$500,000	$221.63	4/3,0,0,0	2256/	1964	0.09/3,920
217000316DA	S	CONDO	46285	Casita DR	LQ	313	STD	$512,000	$239.48	3/1,1,1,0	2138/A	1999/ASR	0.09/3,920
216024212DA	S	CONDO	54211	Shoal Creek	LQ	313	STD	$515,000	$208.33	3/3,0,1,0	2472/A	1990/ASR	0/0
IV17010516	S	CONDO/D	6051	Rosewood WY	EVAL	249	STD	$521,433	$202.89	5/3,0,0,0	2570/B	2016/BLD	0.0872/3,800
216028054DA	S	CONDO	48165	Casita Drive DR	LQ	313	STD	$535,000	$250.23	3/1,1,1,0	2138/A	1998/ASR	0.09/3,920
SW16713291	S	CONDO/D	38123	Cherrywood DR	MUR	206	REO	$540,000	$176.70	3/3,0,1,0	3056/A	1989/ASR	0.09/3,920
216024034DA	S	CONDO	46515	Quail Run	IW	325	STD	$550,000	$244.55	3/3,0,0,0	2249/A	1977/ASR	0.11/4,792
216032692DA	S	CONDO	55045	Inverness WY #B8	LQ	313	STD	$585,000	$205.55	3/3,0,1,0	2846/A	1985/ASR	0.09/3,920
216033776DA	S	CONDO	77770	Seminole RD	IW	325	STD	$595,000	$213.19	3/3,0,0,0	2791/A	1973/ASR	0.12/5,227
SW16182550	S	CONDO/D	38221	Greywalls DR	MUR	206	STD	$625,000	$232.26	3/2,0,1,0	2691/A	1989/ASR	
216027000DA	S	CONDO	77755	Cottonwood Cv	IW	325	STD	$660,000	$237.92	3/3,0,1,0	2774/A	1985/ASR	0.11/4,792

Listing ID	S	Sub Type	St# St Name	City	Area	SLC	L/C Price	$/Sqft	Br/Ba	Sqft	YrBuilt	Ac/LSqft	[
216037052DA	S	CONDO	80130 Cedar Crest	LQ	313	STD	$669,000↓	$220.72	3/1,2,0,1	3031/A	1990/ASR	0.08/3,485	
216036446DA	S	CONDO	74595 Arroyo DR	IW	325	STD	$700,000↓	$306.61	2/2,0,1,0	2283/A	1982/ASR	0.1/4,356	

Search Criteria
Property Type is 'Residential'
Standard Status is 'Closed'
Contract Status Change Date is 03/07/2017 to 12/07/2016
Property Sub Type is one of 'Condominium', 'Townhouse'
Special Listing Conditions is one of 9 selections
County Or Parish is 'Riverside'
City is one of 15 selections
Selected 187 of 187 results.

©CRMLS. Information is believed to be accurate, but shall not be relied upon without verification.
Accuracy of square footage, lot size and other information is not guaranteed.

187• ÷
2• =
93•5 *

290,000• x
0•95 =
275,500• *

Residential Agent 1 Line

Listing ID	S	Sub Type	St# St Name	City	Area	SLC	L/C Price	$/Sqft	Br/Ba	Sqft	YrBuilt	Ac/LSqft
316009341	S	SFR/D	53104 Calle Camacho	COA	315	STD	$50,000↓	$94.70	2/1,0,1,0	528/A	1946/ASR	0.15/6,534
217001594DA	S	SFR	519 Murphy ST	BLY	374	STD	$69,000↓	$74.19	2/1,0,0,0	930/A	1946/ASR	0.14/6,098
TR16738408	S	SFR/D	72475 Dillon RD	DHS	345	STD	$70,000↓	$97.77	1/1,0,0,0	716/A	1955/ASR	2/87,120
216037356DA	S	SFR	411 6th ST	BLY	374	STD	$76,000↓	$81.20	3/1,0,0,0	936/A	1957/ASR	
SW16762085	S	SFR/D	175 E Shaver ST	SJCN	223	REO,AUC	$85,000↓	$63.96	3/1,0,0,0	1329/A	1929/ASR	0.33/14,375
CV16042097	S	SFR/A	305 Santo DR	SJCN	223	STD	$86,500↓	$76.96	2/1,0,1,0	1124/A	1963/ASR	0.07/3,049
CV16042229	S	SFR/A	331 Santo DR	SJCN	223	STD	$86,500↓	$81.07	2/1,0,1,0	1067/A	1964/ASR	0.07/3,049
216026380DA	S	SFR	54500 Residence Club DR	LQ	313	STD	$98,000↓	$29.12	3/3,0,1,0	3365/B	2006/BLD	0.28/12,197
SW16117383	S	SFR/D	1059 S Hewitt ST	SJCN	223	STD	$115,000↑	$97.79	3/2,0,0,0	1176/A	1962/ASR	0.16/6,970
216029458DA	S	SFR	145 Eunice CR	BLY	374	REO	$115,000↓	$62.13	3/2,0,0,0	1851/A	1993/ASR	0.16/6,970
17195068PS	S	SFR/D	68245 CALLE CERRITO	DHS	340	STD	$120,000	$104.35	2/1,1,0,0	1150/A	1981	0.18/7,841
217003490DA	S	SFR	19564 PaintBrush	DHS	340	STD	$125,000↑	$118.60	3/2,0,0,0	1054/A	1957/ASR	
216035960DA	S	SFR	1051 Chanslorway WY	BLY	374	STD	$125,000	$112.01	3/2,0,0,0	1116/A	1965/ASR	0.2/8,712
SW17009842	S	SFR/A	1437 Congress WY	SJCN	223	STD	$126,900	$123.20	2/2,0,0,0	1030/A	1991/ASR	0.07/3,049
SW17010722	S	SFR/A	1459 Senator WY	SJCN	223	STD	$127,500↓	$115.28	2/2,0,0,0	1106/A	1991/ASR	0.07/3,049
216035260DA	S	SFR	66358 Acoma AV	DHS	340	STD	$129,000	$88.05	4/0,2,0,0	1465/A	1947/ASR	0.15/6,534
IV16196351	S	SFR/D	278 N Cherry ST	BANN	263	STD	$130,000↑	$136.55	2/1,0,0,0	952/P	1958/EST	0.16/6,970
OC16187419	S	SFR/D	490 E Indian School LN	BANN	263	REO	$135,000↓	$127.36	2/2,0,0,0	1060/A	1984/ASR	0.5/21,780
SW16751639	S	SFR/D	211 S Jordan AV	SJCN	223	STD	$139,900	$174.88	2/2,0,0,0	800/E	1947/ASR	0.2/8,712
OC17014390	S	SFR/D	16245 Avenida Manzana	DHS	340	STD	$140,000↑	$153.51	2/1,0,0,0	912/A	1984/ASR	0.17/7,405
17191736PS	S	SFR/A	64930 DESERT AIR CT	DHS	341	STD	$142,000↓	$117.07	3/2,0,0,0	1213/	1988	0.17/7,405
216037172DA	S	SFR	66350 Flora AV	DHS	340	STD	$142,500↓	$128.61	3/2,0,0,0	1108/A	1988/ASR	
216013762DA	S	SFR	13437 Cuando WY	DHS	340	REO,AUC	$143,000↓	$77.17	4/2,0,1,0	1853/A	2005/ASR	0.16/6,970
SW17003828	S	SFR/D	385 N 5th ST	BANN	263	REO	$145,000↓	$198.09	2/2,0,0,0	732/A	1916/ASR	0.21/9,148
216037610DA	S	SFR	911 Vista Sunrise ST	BLY	374	STD	$145,000↓	$115.17	3/2,0,0,0	1259/A	1991/ASR	
217000632DA	S	SFR	64871 Cochran CT	DHS	341	STD	$147,000↓	$121.19	3/2,0,0,0	1213/	1988/ASR	0.22/9,583
217002132DA	S	SFR	84584 Avenue 49	COA	315	REO	$150,000↑	$87.98	5/2,0,0,0	1705/A	1955/ASR	
217003074DA	S	SFR	30111 Northwood RD	DHS	318	REO	$156,000↑	$152.94	2/1,0,0,0	1020/A	1960/ASR	
SW16740542	S	SFR/D	447 N Hathaway ST	BANN	263	STD	$160,000	$156.86	3/1,0,0,0	1020/A	1963/ASR	0.2/8,712
16187968PS	S	SFR/D	66716 YUCCA DR	DHS	340	STD	$162,000↓	$128.57	3/2,0,0,0	1260/	1980	0.19/8,276
17190986PS	S	SFR/D	66155 MISSION LAKES	DHS	340	STD	$166,000↑	$146.38	3/2,0,0,0	1134/	1975	0.19/8,276
EV17012965	S	SFR/D	1581 W Williams ST	BANN	263	STD	$169,000↓	$104.97	2/1,0,0,0	1610/A	1954/ASR	0.22/9,583
16181736PS	S	SFR/D	66920 SAN CARLOS RD	DHS	340	STD	$170,000	$136.22	4/2,0,0,0	1248/SEE	1975	
217000950DA	S	SFR	12860 Hidalgo ST	DHS	340	STD	$172,000	$132.31	3/2,0,0,0	1300/A	1991/ASR	
16175620PS	S	SFR/A	66970 ACOMA AV	DHS	340	STD	$175,000↓	$112.61	3/3,0,0,0	1554/	1980	0.21/9,148
SW16046830	S	SFR/D	401 Reposo ST	SJCN	223	STD	$177,500↓	$148.66	3/2,0,0,0	1194/O	1989/ASR	0.1/4,356
SW17011571	S	SFR/D	768 Camino De Oro	SJCN	223	STD	$178,000↓	$133.63	2/2,0,0,0	1332/A	2001/ASR	0.08/3,485
IV16192306	S	SFR/D	3078 Mohawk RD	BANN	263	STD	$178,000	$180.89	2/2,0,0,0	984/A	1985/ASR	0.1/4,356
IG16733613	S	SFR/D	491 W Montezuma ST	BLY	374	STD	$178,000↓	$97.53	4/2,0,0,0	1825/A	1965/ASR	0.24/10,454
IV16760436	S	SFR/D	2860 Mohawk RD	BANN	263	NOD	$180,000↑	$177.34	2/2,0,0,0	1015/A	1984/ASR	0.1/4,356
CV17011873	S	SFR/D	2062 W Lincoln ST	BANN	263	STD	$180,000↓	$194.59	2/1,0,0,0	925/A	1962/ASR	0.14/6,098
217000970DA	S	SFR	51617 Avenida Mendoza	LQ	313	STD	$180,000↑	$163.19	3/1,1,0,0	1103/O	1951/ASR	
217001318DA	S	SFR	51901 La Hernandez	COA	315	STD	$180,000↓		3/2,0,0,0	/	1990/ASR	0/0
216036510DA	S	SFR	13615 West DR	DHS	340	STD	$180,000↓	$122.28	3/2,0,0,0	1472/A	2004/ASR	0.19/8,276
EV17007331	S	SFR/D	133 W Dale ST	BMT	263	PRO	$185,000↓	$160.31	3/1,0,1,0	1154/A	1958/ASR	0.2/8,712
216030548DA	S	SFR	460 Tesoro LN	BLY	374	STD	$185,000↓	$114.91	4/2,0,0,0	1610/A	1991/ASR	0.19/8,276
216036914DA	S	SFR	9719 El Rio LN	DHS	340	STD	$188,000↓	$125.33	4/2,0,0,0	1500/A	1993/ASR	0.21/9,148
IV16714015	S	SFR/D	925 Palm AV	BMT	263	STD	$190,000↓	$158.33	3/2,0,0,0	1200/E	1940/ASR	0.17/7,405
IV16762703	S	SFR/D	736 Moonlight CT	BANN	263	STD	$193,000↓	$149.73	3/1,1,0,0	1289/A	2004/ASR	0.09/3,920
216006248DA	S	SFR	53800 Eisenhower DR	LQ	313	SPAY	$193,000↓	$155.65	3/2,0,0,0	1240/A	1993/ASR	0.11/4,792
PW16754546	S	SFR/D	13031 El Rio LN	DHS	340	STD	$193,000↓	$137.86	4/2,0,0,0	1400/E	2002/ASR	0.18/7,841
16172718PS	S	SFR/A	66156 SAN JUAN RD	DHS	340	STD	$194,900↑	$147.88	3/2,0,0,0	1318/	1990	0.19/8,276
SW17016052	S	SFR/D	1084 Encanto DR	SJCN	223	STD	$195,000	$149.08	2/2,0,0,0	1308/A	1993/ASR	0.08/3,485
IV16759871	S	SFR/D	678 W Wilson ST	BANN	263	STD	$195,000↑	$168.39	2/1,0,0,0	1158/A	1953/ASR	0.35/15,246
EV16705783	S	SFR/D	3091 Rainbow LN	BANN	263	STD	$195,900	$133.99	2/2,0,0,0	1462/A	1995/ASR	0.1/4,356
216034622DA	S	SFR	53700 Avenida Navarro	LQ	313	STD	$199,000	$197.42	2/1,0,0,0	1008/A	1965/ASR	0.12/5,227
PW16760209	S	SFR/D	1090 Cottonwood RD	BANN	263	STD	$199,500↑	$169.50	3/2,0,0,0	1177/S	1947/ASR	0.19/8,276
217001342DA	S	SFR	53920 Avenida Mendoza	LQ	313	STD	$200,000↓	$160.26	3/2,0,0,0	1248/A	1978/ASR	
217000044DA	S	SFR	52350 Avenida Madero	LQ	313	STD	$201,000↓	$163.41	3/1,1,0,0	1230/A	1979/ASR	
217002474DA	S	SFR	12716 Hidalgo ST	DHS	340	STD	$205,000↓	$130.16	4/2,0,0,0	1575/A	2004/ASR	
CV16760875	S	SFR/D	889 Pennsylvania AV	BMT	263	STD	$206,000	$176.82	3/2,0,0,0	1165/A	1912/ASR	0.2/8,712

Listing ID	S	Sub Type	St# St Name	City	Area	SLC	L/C Price	$/Sqft	Br/Ba	Sqft	YrBuilt	Ac/LSqft
171919129S	S	SFR/D	9631 CAPILAND RD	DHS	341	STD	$207,000↓	$122.78	4/2,0,0,0	1686/A	2006/ASR	0.18/7,841
216031398DA	S	SFR	52608 Avenida Diaz	LQ	313	STD	$209,900	$170.10	3/2,0,0,0	1234/A	1979/ASR	0.11/4,792
EV16189803	S	SFR/D	3059 Summer Set CR	BANN	263	STD	$210,000↑	$169.35	2/2,0,0,0	1240/A	1990/EST	0.1/4,356
216036736DA	S	SFR	53025 Avenida Carranza	LQ	313	STD	$210,000↓	$173.27	3/2,0,0,0	1212/A	1978/ASR	
215017074DA	S	SFR	66778 Joshua ST	DHS	340	STD	$210,000↑	$108.42	3/2,0,0,0	1937/	2006/ASR	0.32/13,939
16132770PS	S	SFR/D	12702 SUMAC DR	DHS	340	STD	$210,000↑	$117.06	3/2,0,0,0	1794/	2007/ASR	0.16/6,970
IV17002870	S	SFR/D	404 Westminister DR	SJCN	223	STD	$212,000↑	$158.56	3/2,0,0,0	1337/A	1989/ASR	0.14/6,098
DW17013878	S	SFR/D	1074 Euclid AV	BMT	263	STD	$212,500↓	$245.95	3/1,0,0,0	864/A	1945/ASR	0.22/9,583
IV16724493	S	SFR/D	1957 Tudor DR	SJCN	223	STD	$212,900↓	$147.74	3/2,0,0,0	1441/A	1999/ASR	0.09/3,920
217000756DA	S	SFR	474 W. George ST	BANN	263	STD	$213,500	$162.48	3/1,0,1,0	1314/A	1951/ASR	
CV16714103	S	SFR/D	1260 Chestnut AV	BMT	263	STD	$215,000↓	$143.33	3/2,0,0,0	1500/A	1977/ASR	0.23/10,019
PW17027063	S	SFR/D	83131 Camino Bahia	COA	315	STD	$215,000↓	$87.47	4/2,0,1,0	2458/A	2004/ASR	0.15/6,534
IV16763411	S	SFR/D	276 Galley CT	SJCN	223	STD	$217,000↓	$157.59	3/2,0,0,0	1377/A	2005/ASR	0.17/7,405
SB16743806	S	SFR/D	1780 Las Colinas RD	BMT	263	SPAY	$220,000	$130.41	2/2,0,0,0	1687/A	2006/ASR	0.18/7,840
217002614DA	S	SFR	84506 Corte Altunan	COA	315	STD	$220,000↑	$180.03	3/2,0,0,0	1222/A	1988/ASR	0.14/6,098
216020782DA	S	SFR	49 068 Sedona CT	COA	315	STD	$220,000↓	$158.73	4/2,0,0,0	1386/A	2001/ASR	0.21/9,148
217002646DA	S	SFR	8256 Summit	DHS	340	STD	$220,000↓	$125.79	3/2,0,0,0	1749/A	2006/ASR	0.16/6,970
PW16081679	S	SFR/D	9791 Warwick DR	DHS	341	STD	$220,000	$104.76	3/3,0,0,0	2100/A	1988/ASR	0.18/7,841
SW16764154	S	SFR/D	1591 Napoli WY	SJCN	223	STD	$225,000↑	$179.00	3/2,0,0,0	1257/A	2001/PUB	0.22/9,583
SW16733396	S	SFR/D	480 Cambridge DR	SJCN	223	STD	$225,000↑	$187.97	3/2,0,0,0	1197/A	1989/ASR	0.18/7,841
216024334DA	S	SFR	72 Repplier RD	BANN	263	STD	$225,000	$146.39	3/2,1,0,0	1537/A	1950/ASR	0.31/13,504
16100962PS	S	SFR/D	52960 AVENIDA CARRANZA	LQ	313	STD	$225,000↓	$162.57	3/1,0,0,0	1384/	1981	
217004908DA	S	SFR	51980 Avenida Ramirez	LQ	313	STD	$225,000↓	$179.86	3/2,0,0,0	1251/A	1998/ASR	0.11/4,792
217006812DA	S	SFR	50260 JALISCO AV	COA	315	STD	$225,000↓	$179.14	3/2,0,0,0	1256/A	2003/ASR	0.21/9,148
215016806DA	S	SFR	84103 Avenida Cedrus	COA	315	STD	$225,000↓	$128.42	4/3,0,0,0	1752/SEE	2003	0.16/6,970
SB17002554	S	SFR/D	54055 Eisenhower DR	LQ	313	STD	$228,375↑	$178.14	3/2,0,0,0	1282/A	1978/ASR	0.11/4,792
SW17011955	S	SFR/D	784 Bergamo AV	SJCN	223	STD	$229,000	$170.01	2/2,0,0,0	1347/A	1992/ASR	0.17/7,405
216032318DA	S	SFR	65914 Estrella AV	DHS	340	STD	$229,000	$117.50	4/2,0,0,0	1949/O	2004/ASR	0.21/9,148
EV16142780	S	SFR/D	1016 Doral CT	BANN	263	STD	$229,900	$178.91	2/1,1,0,0	1285/P	1991/ASR	0.17/7,405
TR17006650	S	SFR/D	979 Wind Flower RD	BMT	263	STD	$229,900	$165.16	2/2,0,0,0	1392/A	2003/ASR	0.09/3,920
SW16746900	S	SFR/D	200 Dusk LN	SJCN	223	STD	$230,000↑	$152.22	3/2,0,0,0	1511/A	2006/ASR	0.17/7,405
IV15166300	S	SFR/D	324 Percheron CT	SJCN	223	SPAY	$230,000	$97.96	4/3,0,0,0	2348/A	2006/BLD	0.21/9,148
SW17003213	S	SFR/D	952 Bergamo AV	SJCN	223	STD	$230,000↓	$170.75	2/2,0,0,0	1347/A	1992/ASR	0.09/3,920
216036878DA	S	SFR	53365 Avenida Ramirez	LQ	313	REO	$230,000↓	$143.39	3/2,0,0,0	1604/A	1985/ASR	0.11/4,792
IV17003946	S	SFR/D	154 Mahogany ST	SJCN	223	STD	$232,500↑	$142.90	4/2,0,1,0	1627/A	1991/PUB	0.08/3,485
216037624DA	S	SFR	52055 Eisenhower DR	LQ	313	STD	$233,000↑	$178.96	3/2,0,0,0	1302/A	1980/ASR	0.11/4,792
IV16754885	S	SFR/D	2039 Albany CT	SJCN	223	REO	$234,900	$147.18	4/2,0,0,0	1596/A	1993/ASR	0.22/9,583
TR16767756	S	SFR/D	1502 Washington AV	SJCN	223	STD	$235,000↑	$155.84	3/2,0,0,0	1508/A	1988/ASR	0.2/8,712
SW16756936	S	SFR/D	354 Sunflower LN	SJCN	223	STD	$235,000	$142.94	3/2,0,0,0	1644/A	2007/ASR	0.18/7,841
EV16762139	S	SFR/D	908 Essex RD	BMT	263	STD	$235,000↓	$168.82	2/2,0,0,0	1392/A	2005/ASR	0.12/5,227
16177218PS	S	SFR/D	48604 CALLE ESPERANZA	LQ	313	REO	$235,000↓	$150.45	2/2,0,0,0	1562/	1995	
SW16757016	S	SFR/D	991 Reinhart ST	SJCN	223	STD	$237,000↑	$171.00	3/2,0,1,0	1386/A	1993/BLD	0.15/6,534
SW16749712	S	SFR/D	1513 E Beringer DR	SJCN	223	STD	$237,000	$148.22	3/2,0,0,0	1599/A	1988/ASR	0.22/9,583
EV16740140	S	SFR/D	4890 W Castle Pines AV	BANN	263	STD	$238,000↓	$158.14	3/2,0,0,0	1505/B	1990/BLD	0.13/5,663
16145218PS	S	SFR/D	9620 CLUBHOUSE BL	DHS	341	STD	$238,000↓	$103.48	3/2,0,1,0	2300/A	1989/ASR	
SW16705868	S	SFR/D	1944 El Milagro	SJCN	223	STD	$238,900↓	$167.30	3/2,0,1,0	1428/B	2016/BLD	0.07/3,049
SW16186530	S	SFR/D	2075 Bergerac LN	SJCN	223	STD	$239,000	$154.39	3/2,0,0,0	1548/A	2000/ASR	0.17/7,405
216035668DA	S	SFR	65492 Avenida Dorado	DHS	340	STD	$239,000	$131.03	3/2,1,0,0	1824/A	2007/ASR	0.24/10,454
CV17027517	S	SFR/D	1267 Villines AV	SJCN	223	STD	$239,500↑	$137.01	3/2,0,0,0	1748/A	1990/ASR	0.16/6,970
SW17008327	S	SFR/D	343 Cambridge DR	SJCN	223	STD	$240,000↓	$120.00	4/2,0,1,0	2000/A	2000/ASR	0.14/6,098
EV16757834	S	SFR/D	1321 Cypress Point DR	BANN	263	STD	$240,000↓	$163.04	3/2,0,0,0	1472/A	1995/ASR	0.11/4,792
216037000DA	S	SFR	52860 Avenida Ramirez	LQ	313	STD	$240,000↓	$173.91	3/2,0,0,0	1380/A	1979/ASR	0.11/4,792
216019190DA	S	SFR	52685 Avenida Alvarado	LQ	313	STD	$240,000↓	$147.60	3/2,0,0,0	1626/A	2004/ASR	0.11/4,792
216037010DA	S	SFR	54790 Avenida Alvarado	LQ	313	STD	$245,000↑	$192.61	3/2,0,0,0	1272/A	1979/ASR	
216007166DA	S	SFR	74200 22nd AV	DHS	344	STD	$245,000	$114.59	2/2,0,0,0	2138/A	1987/ASR	76.94/3,351,506
EV17020661	S	SFR/D	5028 Oakhurst AV	BANN	263	STD	$246,000↓	$175.46	2/1,1,0,0	1402/A	1997/ASR	0.1/4,356
CV16744195	S	SFR/D	2751 Hartley PW	SJCN	223	STD	$246,900	$111.12	3/3,0,0,0	2222/A	2005/ASR	0.17/7,405
217001380DA	S	SFR	64284 Appalachian ST	DHS	341	STD	$247,500↓	$117.47	4/3,0,0,1	2107/A	2004/ASR	0.19/8,276
217003138DA	S	SFR	51955 Avenida Alvarado	LQ	313	STD	$248,000↓	$203.28	3/2,0,0,0	1220/A	1978/ASR	
217000418DA	S	SFR	53540 Avenida Obregon	LQ	313	STD	$248,000↓	$159.49	3/2,0,0,0	1555/A	1986/ASR	0.11/4,792
217003390DA	S	SFR	53025 Avenida Martinez	LQ	313	STD	$249,000	$177.35	3/2,0,0,0	1404/A	2002/ASR	0.11/4,792
216026542DA	S	SFR	52230 Avenida Mendoza	LQ	313	STD	$249,900	$194.32	4/2,0,0,0	1286/A	1978/ASR	0.12/5,227

Listing ID	S	Sub Type	St# St Name	City	Area	SLC	L/C Price	$/Sqft	Br/Ba	Sqft	YrBuilt	Ac/LSqft
SW16766176	S	SFR/D	1451 Rojo LN	SJCN	223	STD	$250,000↓	$130.07	4/2,0,0,0	1922/A	2007/ASR	0.17/7,405
SW16715723	S	SFR/D	19974 Quail Trail	WILD	240	STD	$250,000↑	$267.09	2/1,0,0,0	936/A	1962/OTH	0.82/35,719
EV15193441	S	SFR/D	1692 Midnight Sun DR	BMT	263	SPAY	$250,000	$151.70	3/2,0,0,0	1648/A	2005/ASR	0.17/7,405
216013460DA	S	SFR	52490 Avenida Herrera	LQ	313	STD	$251,059↑	$138.25	3/2,0,0,0	1816/A	1970/ASR	0.12/5,227
EV16763490	S	SFR/D	629 Twin Hills DR	BANN	263	STD	$252,000↓	$179.74	2/1,1,0,0	1402/P	1998/PUB	0.1/4,356
216036944DA	S	SFR	77800 Calle Monterey	LQ	313	STD	$252,200↓	$169.49	3/1,1,0,0	1488/A	1989/ASR	
216035256DA	S	SFR	53180 Avenida Vallejo	LQ	313	STD	$252,500↑	$185.39	3/1,1,0,0	1362/A	1977/ASR	0.11/4,792
EV17002557	S	SFR/D	90 Summitt DR	BANN	263	STD	$253,500↑	$185.99	2/1,0,1,0	1363/A	1952/ASR	0.64/27,878
EV16758337	S	SFR/D	1334 Laguna Seca CT	BANN	263	STD	$254,000↓	$204.02	2/2,0,0,0	1245/AP	1991/ASR	0.1/4,356
217000260DA	S	SFR	53885 Avenida Mendoza	LQ	313	PRO	$255,000↑	$134.42	3/2,0,1,0	1897/A	1990/ASR	0.11/4,792
216025590DA	S	SFR	77177 Avenida Montezuma	LQ	313	STD	$255,000	$239.44	3/2,0,0,0	1065/AP	1936/ASR	0.15/6,534
216036618DA	S	SFR	48823 Chichen Itza RD	COA	315	STD	$255,000↓	$150.53	3/2,0,0,0	1694/A	2005/ASR	0.16/6,970
SW16750584	S	SFR/D	306 Clydesdale CT	SJCN	223	REO	$255,500↓	$125.86	4/2,0,0,0	2030/A	2006/ASR	0.18/7,841
216034486DA	S	SFR	79332 COOL REFLECTION	LQ	313	STD	$256,500↑	$191.85	3/2,0,0,0	1337/A	2006/ASR	0.07/3,049
EV16737043	S	SFR/D	1137 Brown Bear TR	BMT	263	STD	$259,000↓	$177.15	4/2,0,0,0	1462/A	2001/ASR	0.14/6,098
IV16114153	S	SFR/D	338 Holsteiner CR	SJCN	223	STD	$260,000	$128.08	4/2,0,0,0	2030/A	2006/ASR	0.22/9,583
CV16745007	S	SFR/D	277 Box Springs	BMT	263	STD	$260,000	$173.80	2/2,0,0,0	1496/A	2012/ASR	0.13/5,663
PW16112287	S	SFR/A	671 W. Linn Pt.	SJCN	223	STD	$261,000	$110.45	4/2,0,1,0	2363/A	2006/ASR	0.17/7,405
SW16748953	S	SFR/D	1130 Las Rosas DR	SJCN	223	STD	$262,500↓	$136.79	4/2,0,0,0	1919/A	2002/ASR	0.17/7,405
CV16724335	S	SFR/D	34208 Crenshaw ST	BMT	263	STD	$263,000↓	$135.71	3/2,0,1,0	1938/A	2008/BLD	0.1/4,356
IG16768584	S	SFR/D	1203 Sandy Nook	SJCN	223	STD	$265,000↓	$111.20	4/3,0,0,0	2383/A	2006/ASR	0.22/9,583
SW16720794	S	SFR/D	111 De Anza DR	SJCN	223	STD	$265,000↓	$104.13	4/3,0,0,0	2545/A	1954/ASR	0.56/24,394
IV17002744	S	SFR/D	1640 Apollo WY	BMT	263	STD	$265,000↓	$153.45	3/2,0,1,0	1727/A	2006/ASR	0.12/5,227
PW16765974	S	SFR/D	1750 Morgan AV	BMT	263	REO,AUC	$267,499↓	$129.41	4/2,0,0,0	2067/A	2005/ASR	0.19/8,276
EV16758515	S	SFR/D	1284 Palm AV	BMT	263	STD	$269,000	$167.92	3/1,0,1,0	1602/S	1956/ASR	0.21/9,148
IV16172188	S	SFR/D	168 Canary	BMT	263	STD	$269,900	$146.05	3/2,0,0,0	1848/A	2005/ASR	0.11/4,792
EV17015915	S	SFR/D	965 Spica DR	BMT	263	STD	$270,000↓	$138.67	3/2,0,1,0	1947/A	2005/ASR	0.1/4,356
216037766DA	S	SFR	60680 Orourke CR	LQ	313	STD	$270,000↓	$198.68	2/2,0,0,0	1359/A	2004/ASR	0.22/9,583
PW17012170	S	SFR/D	700 Emily LN	BMT	263	STD	$271,000↑	$186.00	3/2,0,0,0	1457/A	1992/ASR	0.2/8,712
SW16745558	S	SFR/D	1714 E Beringer DR	SJCN	223	STD	$273,000↓	$91.03	4/2,0,1,0	2999/A	2006/ASR	0.17/7,405
PW16197233	S	SFR/D	1537 Lakeview ST	BMT	263	REO	$273,750	$138.33	4/2,0,0,0	1979/A	2004/ASR	0.22/9,583
SW16192515	S	SFR/D	1158 Estrella ST	SJCN	223	SPAY	$275,000↑	$108.44	4/2,0,1,0	2536/A	2005/ASR	0.16/6,970
EV16706045	S	SFR/D	5151 Rio Bravo DR	BANN	263	STD	$275,000↓	$164.87	2/2,0,0,0	1668/A	2001/ASR	0.15/6,534
JT17005509	S	SFR/D	11175 Runyan RD	BMT	263	REO	$275,000↓	$99.57	4/2,0,1,0	2762/A	2005/ASR	0.14/6,098
SR16767940	S	SFR/D	1315 Garrett WY	SJCN	223	STD	$278,000	$102.47	5/3,0,0,0	2713/A	2006/ASR	0.17/7,405
TR16732364	S	SFR/D	176 Fox Trotter PL	SJCN	223	STD	$278,000↓	$118.40	4/3,0,0,0	2348/A	2006/ASR	0.17/7,405
EV16760140	S	SFR/D	996 Jacinto View RD	BANN	263	STD	$279,000↓	$134.26	4/0,2,0,0	2078/AP	2006/ASR	0.22/9,583
216007970DA	S	SFR	65455 Via Del Sol	DHS	340	STD	$279,900	$153.88	2/2,0,0,0	1819/	2016/BLD	0.21/9,148
217000382DA	S	SFR	2282 Versailles ST	SJCN	223	STD	$280,000↓	$134.16	4/2,0,0,0	2087/A	2003/ASR	0.18/7,841
SW16192738	S	SFR/D	30492 Emperor DR	CLK	236	HUD,REO	$283,000↑	$152.15	3/2,0,0,0	1860/A	1986/ASR	0.16/6,970
IV16743854	S	SFR/D	9871 50th ST	JUR	251	STD	$283,000↓	$194.37	3/2,0,0,0	1456/A	1964/ASR	0.52/22,651
IG16718028	S	SFR/D	6355 Indian Camp RD	JUR	251	STD	$285,000	$229.47	4/2,0,0,0	1242/A	1977/ASR	0.12/5,227
EV17003713	S	SFR/D	501 N Oak Valley PW	BMT	263	STD	$285,000	$195.47	4/2,0,0,0	1458/A	1960/ASR	0.22/9,583
EV16762203	S	SFR/D	1346 Barbetty WY	BMT	263	STD	$285,000↓	$170.45	3/2,0,0,0	1672/A	2009/ASR	0.13/5,663
EV16763326	S	SFR/D	1157 Gainesway CR	BMT	263	STD	$285,000↓	$152.57	3/2,0,0,0	1868/A	2002/ASR	0.17/7,405
OC17009615	S	SFR/D	86 Michigan AV	BMT	263	STD	$285,000↓	$130.61	5/2,0,0,0	2182/S	1947/SLR	0.71/30,927
216028616DA	S	SFR	52 447 Hawthorn CT	LQ	313	STD	$285,000	$172.21	2/2,0,1,0	1655/B	0/BLD	
EV17000700	S	SFR/D	1362 Edelweiss DR	BMT	263	STD	$288,000↑	$164.20	3/2,0,0,0	1754/A	2007/ASR	0.13/5,663
EV16124407	S	SFR/D	5144 Savannah DR	BANN	263	STD	$288,000↓	$185.21	3/2,0,0,0	1555/A	1990/BLD	0.11/4,792
EV16765195	S	SFR/D	234 Garcia DR	SJCN	223	STD	$289,000↓	$120.77	4/3,0,0,0	2393/A	2005/ASR	0.18/7,841
SW16768886	S	SFR/D	296 Quiet CT	SJCN	223	STD	$290,000↓	$128.95	4/3,0,0,0	2249/A	2006/ASR	0.4/17,424
TR17030871	S	SFR/D	653 6th ST	NORC	250	REO	$290,000↓	$210.91	3/2,0,0,0	1375/A	1959/ASR	0.4/17,424
TR16754506	S	SFR/D	6367 Frank AV	JUR	251	STD	$290,000↓	$473.86	2/1,0,0,0	612/A	1946/ASR	0.47/20,473
16145476PS	S	SFR/D	79853 PARKWAY ESPLANADE	LQ	308	REO	$290,000↓	$140.78	4/3,0,0,0	2060/	2003	0.2/8,712
IV16703222	S	SFR/D	13190 Medal Play ST	BMT	263	STD	$291,000↓	$180.63	4/2,0,0,0	1611/A	2013/ASR	0.26/11,326
216033292DA	S	SFR	78725 Rockberry CT	LQ	308	STD	$292,500↓	$196.44	3/2,0,0,0	1489/A	2000/ASR	0.17/7,405
IG16747826	S	SFR/D	35579 Trevino	BMT	263	STD	$294,000↓	$125.48	3/3,0,0,0	2343/A	2006/ASR	0.11/4,792
IG17003575	S	SFR/D	33358 View Crest DR	WILD	240	STD	$294,900	$231.84	3/2,0,0,0	1272/A	1990/ASR	0.17/7,405
SW17003323	S	SFR/D	29802 Tucana PL	MUR	208	STD	$294,999	$198.65	3/2,0,1,0	1485/A	2005/ASR	0.1/4,356
EV16735661	S	SFR/D	980 Tulip WY	SJCN	223	REO	$295,000↓	$94.95	6/3,0,0,0	3107/A	2004/ASR	0.17/7,405
EV16730042	S	SFR/D	5967 Sleepy Hollow RD	BANN	263	STD	$295,000↓	$175.28	2/2,0,0,0	1683/A	2003/ASR	0.13/5,663
IV16195782	S	SFR/D	35864 Anderson ST	BMT	263	STD	$295,000↓	$106.19	4/3,0,0,0	2778/A	2006/ASR	0.12/5,227

Listing ID	S	Sub Type	St# St Name	City	Area	SLC	L/C Price	$/Sqft	Br/Ba	Sqft	YrBuilt	Ac/LSqft
EV17012661	S	SFR/D	1432 Arches Park	BMT	263	STD	$295,000↓	$169.74	2/2,0,0,0	1738/A	2011/ASR	0.11/4,792
216022320DA	S	SFR	51680 Avenida Navarro	LQ	313	STD	$295,000↓	$157.84	3/2,0,0,1	1869/A	2004/ASR	0.11/4,792
216018300DA	S	SFR	54905 Avenida Herrera	LQ	313	STD	$295,000↓	$168.67	3/1,1,0,0	1749/A	1988/ASR	0.11/4,792
WS16751760	S	SFR/D	24135 Juanita DR	CLK	236	STD	$296,001↓	$177.67	3/2,1,0,0	1666/A	1981/ASR	1.35/58,806
PW16194626	S	SFR/D	626 Wamblee LN	SJCN	223	STD	$299,000↓	$95.62	4/3,0,0,0	3127/A	2007/ASR	0.18/7,841
SW16708755	S	SFR/D	24363 Via Isabella	MUR	207	STD	$300,000↑	$208.77	2/2,0,0,0	1437/A	1989/ASR	0.11/4,792
OC17002252	S	SFR/D	33694 View Crest DR	WILD	240	STD	$300,000↓	$235.85	3/2,0,0,0	1272/A	1989/ASR	0.16/6,970
EV17021079	S	SFR/D	838 Windbound AV	BMT	263	STD	$300,000	$160.60	3/2,0,0,0	1868/A	2003/ASR	0.19/8,276
EV16741558	S	SFR/D	1122 Wellwood AV	BMT	263	STD	$300,000↓	$158.90	4/2,0,0,0	1888/A	1948/PUB	0.47/20,473
SW16199292	S	SFR/D	2180 Birdie DR	BANN	263	STD	$300,000↓	$148.66	2/2,0,1,0	2018/A	2001/ASR	0.21/9,148
IV16703264	S	SFR/D	251 Heflin DR	BLY	699	STD	$300,000↑	$162.60	3/2,0,0,0	1845/A	1986/PUB	3/130,680
SW17003996	S	SFR/D	40239 VIA AMBIENTE	MUR	207	STD	$302,000↓	$293.49	2/1,0,0,0	1029/A	1997/ASR	0.11/4,792
TR17004247	S	SFR/D	2033 Swift CR	SJCN	223	STD	$305,000↓	$121.03	4/3,0,0,0	2520/A	2015/ASR	0.17/7,405
16178546PS	S	SFR/D	9338 CLUBHOUSE BL	DHS	341	STD	$305,000↓	$141.40	3/2,1,0,0	2157/A	1985/ASR	0.17/7,405
OC16761970	S	SFR/D	40268 Via Aguadulce	MUR	207	STD	$309,500	$248.99	3/2,0,0,0	1243/A	1997/ASR	0.1/4,356
216029528DA	S	SFR	65458 Via Del Sol	DHS	340	STD	$310,000	$139.77	3/2,0,1,0	2218/	2017/BLD	0.21/9,148
IV16766908	S	SFR/D	21241 Grand AV	WILD	240	STD	$312,000↑	$174.69	3/2,0,0,0	1786/A	1967/ASR	0.45/19,602
EV16766302	S	SFR/D	817 Targa	BMT	263	STD	$312,500↓	$130.21	4/2,1,0,0	2400/A	2013/ASR	0.16/6,970
217001402DA	S	SFR	79455 Avenida Las Palmas	LQ	308	STD	$312,500↓	$182.54	4/2,0,0,0	1712/A	2001/ASR	0.18/7,841
SW16761982	S	SFR/D	25726 Barclay DR	MUR	208	STD	$313,000↓	$247.24	3/2,0,0,0	1266/A	1997/ASR	0.11/4,792
PW16115369	S	SFR/A	6513 Smith AV	JUR	251	SPAY	$313,500↓	$252.42	2/1,0,0,0	1242/A	1950/ASR	0.37/16,117
SW17024731	S	SFR/D	40426 VIA ESTRADA	MUR	207	STD	$314,000↑	$170.65	2/2,0,1,0	1840/A	1989/ASR	0.12/5,227
EV16728978	S	SFR/D	34540 Morris ST	BMT	263	STD	$314,000↓	$112.59	4/2,0,1,0	2789/A	2011/EST	0.11/4,792
217000992DA	S	SFR	79705 Star Flower Tr	LQ	308	STD	$314,000↓	$189.27	2/2,0,0,0	1659/O	1994/ASR	0.18/7,841
SW16711836	S	SFR/D	2178 Farm Meadows DR	SJCN	223	NOD	$315,000	$101.06	5/3,0,0,0	3117/A	2006/ASR	0.17/7,405
IG16751373	S	SFR/A	1495 2nd ST	NORC	250	STD	$315,000↓	$379.52	2/1,0,0,0	830/A	1956/ASR	0.14/6,098
EV16060408	S	SFR/D	4962 Singing Hills DR	BANN	263	STD	$315,000↓	$156.10	2/2,0,1,0	2018/A	1999/ASR	0.13/5,663
216023408DA	S	SFR	81850 Eagle Claw DR	LQ	313	STD	$315,000↓	$227.27	2/2,0,0,0	1386/A	2006/ASR	0.14/6,098
SW17005869	S	SFR/D	35856 Crickhowell AV	MUR	208	STD	$317,000↓	$188.92	3/2,0,1,0	1678/A	2005/ASR	0.07/3,049
IG16764725	S	SFR/D	40256 Via Francisco	MUR	207	STD	$320,000↓	$185.83	3/2,0,1,0	1722/A	1989/ASR	0.11/4,792
OC17011580	S	SFR/D	37199 Asceila	MUR	208	STD	$320,000↑	$177.78	3/2,0,1,0	1800/A	2005/EST	0.08/3,485
CV17005147	S	SFR/D	10414 Rouselle DR	JUR	251	STD	$320,000↑	$261.44	3/2,0,0,0	1224/A	1982/ASR	0.17/7,405
EV16768302	S	SFR/D	34510 Venturi AV	BMT	263	STD	$320,000	$114.74	4/2,0,1,0	2789/A	2010/ASR	0.16/6,970
216038077DA	S	SFR	79340 Desert Rock CT	LQ	308	NOD	$320,000↓	$174.86	3/2,0,0,0	1830/A	1990/ASR	
IV16767748	S	SFR/D	6135 Troth ST	JUR	251	REO,AUC	$322,159↓	$240.78	4/2,0,0,0	1338/A	1974/ASR	0.79/34,412
IG17031865	S	SFR/D	26798 Silver Oaks DR	MUR	208	STD	$324,000↓	$277.40	3/2,0,0,0	1168/A	2000/ASR	0.19/8,276
SW16761199	S	SFR/D	40393 Via Estrada	MUR	207	STD	$324,500↑	$192.81	3/2,0,0,0	1683/A	1991/SLR	0.12/5,227
EV17013269	S	SFR/D	20 Lombardy Lane	BANN	263	STD	$325,000↓	$189.06	4/3,0,0,0	1719/P	1927/PUB	0.24/10,454
216037416DA	S	SFR	43587 Corte Del Oro	LQ	308	STD	$326,000↓	$178.24	3/2,0,0,0	1829/A	2004/ASR	0.2/8,712
SW16768681	S	SFR/D	29731 Sawgrass CR	MUR	208	STD	$327,500↓	$259.51	3/2,0,0,0	1262/A	1989/APP	0.13/5,663
EV16753005	S	SFR/D	1763 Morgan AV	BMT	263	STD	$328,000↓	$158.68	4/2,0,0,0	2067/A	2005/ASR	0.18/7,841
CV16766867	S	SFR/D	27716 Bluebell CT	MUR	207	STD	$329,000↓	$183.08	3/2,0,1,0	1797/A	2005/ASR	0.06/2,614
DW16715141	S	SFR/D	687 Cedar View DR	BMT	263	STD	$329,000↓	$139.53	5/3,0,0,0	2358/A	2005/ASR	0.12/5,227
SW16766996	S	SFR/D	24044 Falconer DR	MUR	207	STD	$329,900	$225.65	3/2,0,1,0	1462/A	1988/APP	0.13/5,663
PW17014101	S	SFR/D	40440 VIA MALAGAS	MUR	207	STD	$329,900	$258.95	2/1,1,0,0	1274/A	1989/ASR	0.12/5,227
SW17006693	S	SFR/D	23832 Falconer DR	MUR	207	STD	$330,000↓	$225.72	3/2,0,1,0	1462/A	1988/ASR	0.12/5,227
SW16761390	S	SFR/D	33579 Canyon Ranch RD	WILD	240	STD	$330,000↓	$176.00	3/3,0,0,0	1875/A	1990/ASR	0.16/6,970
IG17019132	S	SFR/D	1108 Carnation LN	BMT	263	STD	$330,000↑	$117.06	5/3,0,0,0	2819/A	2007/ASR	0.15/6,534
IV16720851	S	SFR/D	1481 Bryan ST	BANN	263	STD	$330,000↑	$161.37	3/2,0,0,0	2045/A	2004/ASR	0.46/20,038
216029532DA	S	SFR	65462 Via Del Sol	DHS	340	STD	$330,000	$124.11	3/2,0,1,0	2659/	2017/BLD	0.21/9,148
CV16746271	S	SFR/D	1180 Sea Lavender LN	BMT	263	STD	$331,000↑	$118.34	4/3,0,0,0	2797/A	2007/PUB	0.18/7,841
216033592DA	S	SFR	45065 Desert Sand CT	LQ	308	STD	$332,900↓	$187.34	3/2,0,0,0	1777/AP	1997/ASR	0.16/6,970
SW16766036	S	SFR/D	39631 Sunrose DR	MUR	207	STD	$334,000↓	$244.87	3/2,0,0,0	1364/A	1988/ASR	0.15/6,534
EV17020893	S	SFR/D	815 Foothill DR	BANN	263	STD	$335,000	$150.56	3/3,0,0,0	2225/A	2006/ASR	0.24/10,454
AR17003386	S	SFR/D	1700 Litchfield DR	BANN	263	STD	$335,000↓	$157.06	2/2,0,1,0	2133/A	2003/ASR	0.15/6,534
216031780DA	S	SFR	60695 Living Stone DR	LQ	313	STD	$335,000↓	$197.87	2/2,0,0,0	1693/A	2005/ASR	0.16/6,970
216036540DA	S	SFR	48890 Eisenhower DR	LQ	313	STD	$335,000↓	$129.24	3/2,0,1,0	2592/AP	1980	0.33/14,375
SW16747155	S	SFR/D	41313 Engelmann Oak ST	MUR	207	REO,AUC	$336,525↓	$121.14	5/3,0,0,0	2778/A	2004/ASR	0.13/5,663
CV16724053	S	SFR/A	4425 Glen ST	JUR	251	STD	$337,000↑	$261.24	3/2,0,0,0	1290/A	1982/ASR	0.22/9,583
IV16753017	S	SFR/D	37219 Parkway DR	BMT	263	STD	$337,000↓	$85.64	5/3,0,1,0	3935/B	2007/ASR	0.14/6,098
SW16736048	S	SFR/D	23974 Canyon Lake DR N	CLK	236	STD	$338,000↓	$191.61	3/2,0,0,0	1764/A	1978/ASR	0.19/8,276
SB16768898	S	SFR/D	1362 Orchis LN	BMT	263	STD	$339,900	$133.14	4/3,0,1,0	2553/A	2014/ASR	0.16/6,970

Listing ID	S	Sub Type	St# St Name	City	Area	SLC	L/C Price	$/Sqft	Br/Ba	Sqft	YrBuilt	Ac/LSqft
SW16761231	S	SFR/D	27933 Tree Ridge ST	MUR	208	SPAY	$340,000	$151.85	4/3,0,0,0	2239/A	2005/ASR	0.17/7,405
CV16735359	S	SFR/D	1215 Tumbleweed CT	BMT	263	STD	$340,000↓	$116.32	6/4,0,0,0	2923/A	2005/ASR	0.23/10,019
217000196DA	S	SFR	45560 Stonebrook CT	LQ	308	STD	$340,000↓	$205.94	3/2,0,0,0	1651/A	1999/ASR	0.2/8,712
PW16197733	S	SFR/D	24446 Mooncrest CT	MUR	699	STD	$340,000	$204.20	4/2,0,1,0	1665/A	1988/ASR	0.15/6,534
IV16747429	S	SFR/D	1258 Sea Lavender LN	BMT	263	STD	$344,000↓	$129.42	3/2,0,1,0	2658/A	2007/ASR	0.27/11,761
IV16764637	S	SFR/D	33706 Wagon Train Drive	WILD	240	STD	$344,500↓	$153.38	4/2,0,0,0	2246/A	2005/ASR	0.17/7,405
SW17008735	S	SFR/D	40696 La Salle PL	MUR	208	STD	$344,900	$179.64	3/2,0,1,0	1920/A	2004/ASR	0.11/4,792
SW17006311	S	SFR/D	24482 Leafwood DR	MUR	207	STD	$345,000↑	$218.77	3/2,0,1,0	1577/A	1987/ASR	0.14/6,098
SW17013899	S	SFR/D	39913 Falcon WY	MUR	207	STD	$345,000↓	$233.90	3/2,0,0,0	1475/A	1986/ASR	0.12/5,227
SW17007773	S	SFR/D	35258 Glen LN	WILD	240	STD	$345,000↓	$229.39	3/2,0,0,0	1504/A	1996/ASR	0.21/9,148
IV15238315	S	SFR/D	5662 Greens DR	JUR	251	PRO,STD	$345,000↓	$200.00	4/3,0,0,0	1725/A	1984/BLD	0.17/7,405
EV16763375	S	SFR/D	1443 Evergreen AV	BMT	263	STD	$345,000	$129.26	5/2,1,0,0	2669/A	2002/ASR	0.14/6,098
EV16757888	S	SFR/D	1631 Ivy CT	BMT	263	STD	$345,000↓	$131.43	5/3,0,0,0	2625/A	2003/ASR	0.17/7,405
IG16739791	S	SFR/D	35312 Frederick ST	WILD	240	STD	$349,000↓	$155.11	4/3,0,0,0	2250/A	2002/ASR	0.15/6,534
IG17011831	S	SFR/D	3342 Sierra AV	NORC	250	STD	$349,900	$454.42	2/1,0,0,0	770/A	1956/ASR	0.19/8,276
TR16722720	S	SFR/D	29061 Derby DR	MUR	208	STD	$350,000↑	$121.82	5/3,0,0,0	2873/A	2002/ASR	0.17/7,405
SW17011719	S	SFR/D	26263 Lawrence Union DR	MUR	208	STD	$350,000	$197.41	3/2,0,1,0	1773/A	2002/ASR	0.09/3,920
IG16767628	S	SFR/D	22823 Valley Vista CR	WILD	240	STD	$350,000	$177.66	3/2,0,1,0	1970/A	1991/ASR	0.18/7,841
PW16765592	S	SFR/D	22879 Valley Vista CR	WILD	240	STD,NOD	$350,000↓	$155.90	4/3,0,0,0	2245/A	1991/ASR	0.21/9,148
EV16735775	S	SFR/D	35106 Hogan DR	BMT	263	STD	$350,000↑	$103.24	5/3,0,0,0	3390/A	2006/ASR	0.16/6,970
EV16720115	S	SFR/D	34380 Venturi AV	BMT	263	STD	$350,000	$109.48	4/3,0,0,0	3197/A	2008/ASR	0.23/10,019
216035834DA	S	SFR	47940 Via Jardin	LQ	313	STD	$350,000↓	$180.23	3/2,0,0,0	1942/A	1996/ASR	0.19/8,276
SW17003277	S	SFR/D	35710 Adrienne ST	MUR	208	STD	$351,500↑	$167.70	4/3,0,0,0	2096/A	2005/ASR	0.1/4,356
IV16768086	S	SFR/D	11286 Littler LN	BMT	263	STD	$351,900↑	$110.07	4/3,0,0,0	3197/A	2008/ASR	0.23/10,019
IG16745160	S	SFR/D	39903 Notting Hill RD	MUR	208	STD	$352,000↑	$204.41	4/3,0,0,0	1722/A	1995/PUB	0.14/6,098
216023700DA	S	SFR	78860 Sanita DR	LQ	308	STD	$353,000↓	$165.73	4/3,0,0,0	2130/A	1991/ASR	0.19/8,276
SW16745730	S	SFR/D	24090 Corte Inspirada	MUR	207	STD	$354,900↓	$202.34	2/2,0,0,0	1754/A	1995/ASR	0.1/4,356
SW17009323	S	SFR/D	25436 Lavender CR	MUR	208	STD	$354,900	$227.50	3/2,0,0,0	1560/A	1988/ASR	0.18/7,841
SW17006651	S	SFR/D	40827 Ginger Blossom CT	MUR	207	STD	$355,000↑	$215.67	3/2,0,1,0	1646/A	1989/ASR	0.16/6,970
SW16743702	S	SFR/D	23590 Kettle RD	MUR	207	STD	$355,000↓	$184.22	4/3,0,0,0	1927/A	1989/ASR	0.16/6,970
SW16717874	S	SFR/D	29048 Cassia CT	MUR	208	SPAY	$355,000	$121.74	4/3,0,0,0	2916/O	2004/ASR	0.17/7,405
216033304DA	S	SFR	78681 Siena CT	LQ	308	STD	$355,000↓	$175.31	3/2,0,0,0	2025/A	1998/ASR	0.21/9,148
216026622DA	S	SFR	53825 Eisenhower DR	LQ	313	STD	$355,000↓	$184.42	3/2,0,0,0	1925/A	2004/ASR	0.11/4,792
SW16761751	S	SFR/D	29674 Big Dipper WY	MUR	208	REO	$355,700	$134.58	4/3,0,0,0	2643/A	2005/ASR	0.14/6,098
SW16163956	S	SFR/D	24020 Crowned Partridge	MUR	207	STD	$357,500↓	$142.20	4/3,0,0,0	2514/A	1998/ASR	0.11/4,792
IV16767696	S	SFR/D	23543 Gingerbread DR	MUR	207	REO,AUC	$359,779↓	$130.50	5/3,0,0,0	2757/A	1990/ASR	0.16/6,970
SW16766551	S	SFR/D	24532 Calle San Vicente	MUR	207	STD	$360,000↑	$215.70	4/2,0,1,0	1669/A	1990/ASR	0.18/7,841
SW16138136	S	SFR/D	24110 Crowned Partridge LN	MUR	207	STD	$360,000↓	$146.10	4/3,0,0,0	2464/A	1990/ASR	0.1/4,356
SW16176725	S	SFR/D	35918 Covington DR	WILD	240	STD	$360,000↓	$138.14	3/3,0,0,0	2606/B	2004/ASR	0.19/8,276
EV17010403	S	SFR/D	1132 Sandpiper DR	BMT	263	STD	$360,000↑	$109.92	5/3,0,0,0	3275/A	2004/ASR	0.17/7,405
EV16704240	S	SFR/D	37955 Divot DR	BMT	263	STD	$360,000	$127.93	3/2,0,1,0	2814/A	2007/ASR	0.2/8,712
216033670DA	S	SFR	44130 Tahoe CR	IW	325	STD	$360,000	$152.03	3/3,0,0,0	2368/A	1980/ASR	0.1601/6,972
217001376DA	S	SFR	44150 Camino Lavanda	LQ	308	STD	$361,000↑	$189.50	3/2,0,0,0	1905/A	1994/ASR	0.25/10,890
IV16756106	S	SFR/D	1448 Moonlight DR	BMT	263	STD	$364,000↑	$112.14	5/3,0,0,0	3246/A	2005/ASR	0.21/9,148
RS16765789	S	SFR/D	33180 Windtree AV	WILD	240	PRO	$365,000↓	$201.43	3/2,0,0,0	1812/A	1985/ASR	0.46/20,038
217003882DA	S	SFR	78920 La Palma Dr.	LQ	308	STD	$367,000↓	$203.32	3/2,0,1,0	1805/A	1991/ASR	0.19/8,276
SW16720782	S	SFR/D	40244 Via Marisa	MUR	207	STD	$368,000↓	$183.08	3/2,0,0,0	2010/A	2000/ASR	0.11/4,792
SW17006393	S	SFR/D	24592 Calle San Vicente	MUR	207	STD	$369,000↑	$221.09	4/2,0,1,0	1669/A	1990/ASR	0.18/7,841
217005722DA	S	SFR	52298 Rosewood LN	LQ	313	STD	$369,000	$212.68	3/1,2,0,0	1735/B	0/BLD	0.0803/3,500
SW16748772	S	SFR/D	31725 Flintridge WY	MUR	208	SPAY	$370,000	$101.98	5/4,0,1,0	3628/A	2006/ASR	0.17/7,405
CV16755396	S	SFR/D	4357 Shetland LN	JUR	251	STD	$370,000↓	$203.52	4/2,0,0,0	1818/A	2001/ASR	0.15/6,534
PW17011403	S	SFR/D	164 Brush Creek	BMT	263	STD	$371,500↓	$133.06	3/3,0,0,0	2792/E	2005/EST	0.18/7,841
16188370	S	SFR/D	39510 SAINT HONORE DR	MUR	208	STD	$374,000	$195.71	3/2,1,0,0	1911/A	2003/ASR	0.14/6,098
SW16730535	S	SFR/D	24090 Via Helena	MUR	207	STD	$375,000↓	$213.80	3/2,0,0,0	1754/A	1993/ASR	0.1/4,356
WS17017633	S	SFR/D	40031 Jonah WY	MUR	208	STD	$375,000↑	$169.84	3/2,0,1,0	2208/A	2005/ASR	0.13/5,663
SW17006272	S	SFR/D	31863 Browning ST	MUR	208	STD	$375,000↑	$161.36	3/2,0,1,0	2324/A	2004/ASR	0.14/6,098
SW16167636	S	SFR/D	31879 Rosales AV	MUR	208	STD	$375,000↓	$141.62	4/3,0,0,0	2648/A	2004/ASR	0.13/5,663
SW16746399	S	SFR/D	37650 Sprucewood LN	MUR	208	STD	$375,000↓	$141.35	5/3,0,0,0	2653/A	2002/SLR	0.21/9,148
SW16200779	S	SFR/D	30732 Early Round DR	CLK	236	STD	$375,000↓	$182.04	3/3,0,0,0	2060/A	1987/ASR	0.18/7,841
216027120DA	S	SFR	78635 Bradford CR	LQ	308	STD	$375,000	$134.99	4/2,0,1,0	2778/A	1990/ASR	0.14/6,098
217000142DA	S	SFR	80848 Via Puerta Azul	LQ	313	STD	$375,000↓	$240.85	2/1,1,1,0	1557/A	2005/ASR	
SW16748492	S	SFR/D	39861 Lafayette DR	MUR	207	STD	$376,400↑	$149.25	5/3,0,0,0	2522/A	1999/ASR	0.13/5,663

#291

Listing ID	S	Sub Type	St# St Name	City	Area	SLC	L/C Price	$/Sqft	Br/Ba	Sqft	YrBuilt	Ac/LSqft
EV16745687	S	SFR/D	1225 Buttercup WY	BMT	263	STD	$377,500↓	$109.04	5/3,0,0,0	3462/A	2012/APP	0.19/8,276
SW16727027	S	SFR/D	40025 Via Oporta	MUR	207	STD	$378,000↓	$188.06	3/2,0,0,0	2010/A	2004/ASR	0.13/5,663
IV17005234	S	SFR/D	1619 Leconte	BMT	263	STD	$378,607	$168.79	3/3,0,0,0	2243/B	2016/BLD	0.2769/12,150
SW16093028	S	SFR/D	29272 Woodbridge DR	MUR	208	SPAY	$379,000↓	$114.81	4/3,0,0,0	3301/A	2005/SLR	0.24/10,454
IG17000596	S	SFR/D	1227 De Anza DR	SJCN	223	STD	$379,000	$164.07	4/2,0,1,0	2310/A	2005/ASR	1.25/54,450
SW16739060	S	SFR/D	40513 Corte De Opalo	MUR	207	STD	$380,000↑	$198.74	3/2,0,1,0	1912/A	1988/ASR	0.17/7,405
OC17000308	S	SFR/D	24091 Chatenay LN	MUR	207	STD	$380,000↓	$193.29	4/2,0,0,0	1966/A	1998/ASR	0.18/7,841
IV16720131	S	SFR/D	7927 Standish AV	JUR	251	STD	$380,000↑	$222.35	3/2,0,0,0	1709/A	1976/ASR	0.26/11,326
IG16708527	S	SFR/D	4117 Cedar AV	NORC	250	STD	$382,500↓	$206.09	3/2,0,0,0	1856/A	1972/ASR	0.23/10,019
OC17004887	S	SFR/D	35688 Winkler ST	WILD	240	STD	$383,000↓	$131.25	3/2,0,1,0	2918/A	2006/ASR	0.23/10,019
SW17002335	S	SFR/D	37856 Honey Pine RD	MUR	208	STD	$385,000	$230.26	3/2,0,0,0	1672/A	2014/ASR	0.11/4,792
SW17018024	S	SFR/D	39540 Vanderbilt AV	MUR	208	STD	$385,000	$143.66	4/3,0,0,0	2680/A	2003/ASR	0.15/6,534
SW16753568	S	SFR/D	35594 Larkspur DR	WILD	240	STD	$385,000↓	$145.83	5/3,0,0,0	2640/A	1990/ASR	0.21/9,148
SW16712780	S	SFR/D	35928 Country Park DR	WILD	240	STD	$385,000↓	$146.11	5/3,0,0,0	2635/A	2003/ASR	0.17/7,405
SW16173797	S	SFR/D	5987 Saturn LN	JUR	251	SPAY	$385,000	$220.13	4/1,1,0,0	1749/A	1976/ASR	0.42/18,295
17189208	S	SFR/A	120 GAETA CT	BMT	263	STD	$385,000↑	$116.14	5/3,0,0,0	3315/	2010	
SW17003348	S	SFR/D	31048 Old Cypress DR	MUR	208	STD	$389,000↓	$192.86	4/2,0,1,0	2017/A	2012/ASR	0.11/4,792
SW16725319	S	SFR/D	28768 Lavatera AV	MUR	208	NOD,SPAY	$389,900	$119.56	5/3,0,0,0	3261/A	2004/APP	0.18/7,841
SW16759870	S	SFR/D	37444 Hydrus PL	MUR	208	STD	$389,900	$147.52	4/3,0,0,0	2643/A	2005/ASR	0.12/5,227
SW16749876	S	SFR/D	33700 Verbena AV	MUR	208	STD	$389,999	$119.71	4/3,0,0,0	3258/A	2005/ASR	0.14/6,098
IG16757734	S	SFR/A	38009 Turning Leaf CT	MUR	208	STD	$390,000↓	$201.03	3/2,0,0,0	1940/A	2012/ASR	0.14/6,098
SW16735877	S	SFR/D	24250 Brillante DR	WILD	240	PRO	$390,000↓	$128.29	4/2,1,0,0	3040/A	2001/ASR	0.22/9,583
SW17011448	S	SFR/D	39217 Seraphina RD	MUR	208	STD	$391,500↑	$222.82	3/2,0,0,0	1757/A	2004/ASR	0.17/7,405
SW17002514	S	SFR/D	33602 Shamrock LN	MUR	208	STD	$392,000↑	$140.80	4/3,0,0,0	2784/A	2002/ASR	0.2/8,712
SW17007805	S	SFR/D	33695 Marigold LN	MUR	208	STD	$392,500↑	$123.74	4/2,1,0,0	3172/A	2002/ASR	0.21/9,148
SW16747744	S	SFR/D	38159 Iris WY	MUR	208	STD	$395,000↓	$147.17	4/2,0,1,0	2684/A	2001/ASR	0.15/6,534
IV16759376	S	SFR/D	22169 Hoofbeat	CLK	236	STD	$395,000↓	$185.27	3/2,0,1,0	2132/A	1971/ASR	0.21/9,148
IG16711895	S	SFR/D	35925 Arnett RD	WILD	240	STD	$395,000↓	$123.05	5/3,0,1,0	3210/A	2006/ASR	0.17/7,405
SW16760093	S	SFR/D	23828 Copper CT	WILD	240	STD	$398,000↓	$139.26	4/3,0,1,0	2858/E	2008/ASR	0.18/7,841
PW16766879	S	SFR/A	21576 Coral Rock LN	WILD	240	STD	$398,000↓	$141.34	5/3,0,0,0	2816/A	2006/ASR	0.18/7,841
SW17004043	S	SFR/D	36475 Cougar PL	MUR	208	STD	$398,900↓	$155.21	4/3,0,0,0	2570/A	2004/ASR	0.21/9,148
PW16761406	S	SFR/D	39432 Dapple CT	MUR	207	STD	$399,000	$194.44	4/2,0,1,0	2052/A	1989/ASR	0.18/7,841
SW16194675	S	SFR/D	28370 Cottage WY	MUR	208	STD	$399,000↑	$143.78	5/3,0,0,0	2775/B	2016/BLD	0.145/6,300
SW16769334	S	SFR/D	24249 Burlwood ST	MUR	206	STD	$399,900	$158.94	4/2,0,0,0	2516/A	2004/ASR	0.18/7,841
SW17011982	S	SFR/D	40061 CORTE CALANOVA	MUR	207	STD	$399,900↓	$198.96	3/2,0,0,0	2010/A	2001/ASR	0.11/4,792
SW17009707	S	SFR/D	21972 Victorian LN	WILD	240	STD	$399,900	$220.70	3/2,0,0,0	1812/A	1985/PUB	0.46/20,037
216031110DA	S	SFR	51842 Avenida Diaz	LQ	313	STD	$399,900	$222.17	3/1,1,0,0	1800/SEE	1936/ASR	0.22/9,583
WS16708253	S	SFR/D	23568 Brigin PL	MUR	207	STD	$400,000↓	$107.21	6/4,0,0,0	3731/A	2004/ASR	0.22/9,583
SW17005279	S	SFR/D	28346 Cottage WY	MUR	208	STD	$400,000↑	$144.14	5/3,0,0,0	2775/B	2016/BLD	0.1615/7,036
SW17011859	S	SFR/D	40155 Grenache CT	MUR	208	STD	$400,000↑	$139.08	4/3,0,0,0	2876/A	2001/ASR	0.17/7,405
SW17010325	S	SFR/D	39508 Calle Casablanca	MUR	208	STD	$400,000↑	$169.78	5/3,0,0,0	2356/A	1990/PUB	0.15/6,534
WS16751706	S	SFR/D	39864 Ranchwood DR	MUR	208	STD	$400,000	$173.16	4/3,0,0,0	2310/A	1988/ASR	0.25/10,890
SW17027307	S	SFR/D	37181 Stardust WY	MUR	208	STD	$400,000↓	$151.23	5/2,0,1,0	2645/A	2002/ASR	0.19/8,276
IV16701149	S	SFR/D	5891 Sandoval AV	JUR	251	STD	$400,000↓	$178.33	4/2,0,0,0	2243/A	1976/ASR	0.37/16,117
SW16703858	S	SFR/D	36106 Chittam Wood PL	MUR	207	STD	$403,000↓	$153.76	4/3,0,0,0	2621/A	2004/ASR	0.17/7,405
SW16764225	S	SFR/D	37657 Newcastle RD	MUR	208	STD	$405,000↑	$146.10	4/3,0,0,0	2772/A	2000/ASR	0.18/7,841
SW16764926	S	SFR/D	25283 Corte Sombrero	MUR	208	STD	$405,000↑	$182.27	4/3,0,0,0	2222/A	1988/ASR	0.14/6,098
SW16764217	S	SFR/D	34073 Albacete AV	MUR	208	STD	$405,000↓	$115.55	7/4,1,1,0	3505/A	2005/ASR	0.15/6,534
SW17000557	S	SFR/D	25550 Buckley DR	MUR	208	STD	$407,000↑	$220.36	4/3,0,0,0	1847/A	1988/ASR	0.17/7,405
SW16753113	S	SFR/D	28620 Triple C Ranch RD	MUR	208	STD	$407,500↓	$145.22	4/3,0,1,0	2806/B	2016/BLD	0.1951/8,497
IV17015534	S	SFR/D	2075 RORIMER DR	JUR	251	STD	$407,714↓	$236.91	4/2,0,0,0	1721/A	1988/ASR	0.46/20,037
SW16724069	S	SFR/D	36274 Chittam Wood PL	MUR	207	STD	$410,000	$156.43	4/3,0,0,0	2621/A	2004/ASR	0.16/6,970
SW16753805	S	SFR/D	23792 Matador	MUR	207	STD	$410,000↓	$154.95	4/2,0,1,0	2646/A	1999/ASR	0.15/6,534
TR17006291	S	SFR/D	2020 Alhambra ST	NORC	250	STD	$410,000↑	$281.21	3/1,1,0,0	1458/A	1986/ASR	0.17/7,405
IG16747340	S	SFR/D	7984 Wendover DR	JUR	251	STD	$410,000↑	$185.27	4/2,0,1,0	2213/A	1990/ASR	0.14/6,098
216034124DA	S	SFR	79755 Dandelion DR	LQ	308	STD	$410,000↓	$132.94	4/3,0,0,0	3084/A	2003/ASR	0.25/10,890
SW16765796	S	SFR/D	39695 Corte Santa Barbara	MUR	207	STD	$415,000	$145.36	4/2,0,1,0	2855/A	1990/ASR	0.14/6,098
SW16142893	S	SFR/D	31965 Mirada CR	MUR	208	STD	$415,000↓	$127.38	5/3,0,0,0	3258/A	2005/ASR	0.15/6,534
SW16021786	S	SFR/D	35709 Jack Rabbit LN	MUR	208	STD	$415,000↓	$103.52	6/4,0,0,0	4009/A	2007/ASR	0.21/9,148
IV16749847	S	SFR/D	11130 HAMAL AV	JUR	251	STD	$415,000↓	$187.53	4/2,1,0,0	2213/A	1979/ASR	0.46/20,038
IV16756945	S	SFR/D	35911 Covington DR	WILD	240	STD	$416,500↓	$139.07	5/3,0,0,0	2995/A	2004/ASR	0.22/9,583
SW17017888	S	SFR/D	22338 Black Beauty	WILD	240	STD	$417,000↓	$181.30	4/2,0,0,0	2300/E	1980/ASR	0.45/19,602

Listing ID	S	Sub Type	St# St Name	City	Area	SLC	L/C Price	$/Sqft	Br/Ba	Sqft	YrBuilt	Ac/LSqft	L
216029192DA	S	SFR	43630 Pisces CT	LQ	308	STD	$417,000↓	$160.63	4/2,0,1,0	2596/A	2000/ASR	0.21/9,148	
SW16734128	S	SFR/D	22085 Hoofbeat WY	CLK	236	STD,PRO	$420,000↓	$181.19	4/2,0,1,0	2318/A	2002/PUB	0.3/13,068	
IV16765985	S	SFR/D	11072 Nova LN	JUR	251	STD	$420,000↑	$300.86	3/2,0,0,0	1396/A	1977/ASR	0.62/27,007	
IG16745809	S	SFR/D	30443 Channel Way DR	CLK	236	STD	$421,500	$354.80	3/2,0,0,0	1188/A	1972/ASR	0.14/6,098	
SW16153681	S	SFR/D	27431 Mangrove ST	MUR	208	STD	$424,100	$160.10	5/3,0,0,0	2649/A	2005/ASR	0.18/7,841	
SW16146010	S	SFR/D	40676 Symphony Park LN	MUR	207	STD	$425,000↓	$182.01	4/3,0,0,0	2335/A	1997/ASR	0.24/10,454	
SW16744600	S	SFR/D	29640 Hubble WY	MUR	208	STD	$425,000↑	$123.33	4/3,0,1,0	3446/A	2005/ASR	0.17/7,405	
SW16758733	S	SFR/D	39634 Ridgecrest ST	MUR	208	STD	$425,000↓	$170.00	5/3,0,0,0	2500/A	1991/ASR	0.2/8,712	
CV16006754	S	SFR/D	4720 Crestview DR	NORC	250	REO	$425,000↑	$147.98	4/2,0,1,0	2872/A	1961/ASR	0.71/30,928	
IG17008180	S	SFR/D	7414 Lakeside DR	JUR	251	STD	$425,000	$234.94	4/2,0,0,0	1809/A	1984/ASR	1.11/48,352	
SW16199398	S	SFR/D	20391 Fox Den RD	WILD	240	STD	$426,000↓	$129.01	4/2,0,1,0	3302/A	2007/ASR	0.5/21,780	
SW16747453	S	SFR/D	34835 Silversprings PL	MUR	208	STD	$426,495↓	$136.96	5/3,0,0,0	3114/B	2016/BLD	0.1515/6,600	
SW16755710	S	SFR/D	33713 Nandina LN	MUR	208	STD	$429,000	$143.91	4/3,0,0,0	2981/A	2002/ASR	0.18/7,841	
PW16728939	S	SFR/D	32170 Hemple ST	WILD	240	STD	$429,000	$156.28	4/2,0,1,0	2745/A	1988/ASR	2.45/106,722	
SW16704943	S	SFR/D	37404 Old Oak	MUR	206	NOD	$430,000	$164.00	4/3,0,0,0	2622/A	1993/ASR	0.27/11,761	
CV17001196	S	SFR/D	29853 Pinehurst DR	MUR	208	STD	$430,000↑	$150.72	4/3,0,0,0	2853/A	2000/ASR	0.14/6,098	
IG17002109	S	SFR/D	3717 Corona AV	NORC	250	STD	$430,000↑	$187.28	6/2,0,1,0	2296/A	1946/ASR	0.45/19,602	
216035232DA	S	SFR	60395 Living Stone DR	LQ	313	STD	$430,000↓	$262.04	3/3,0,0,0	1641/A	2005/ASR	0.15/6,534	
SW16763970	S	SFR/D	23415 Fern PL	MUR	206	STD	$432,000↑	$197.26	4/2,0,1,0	2190/A	2002/ASR	0.19/8,276	
SW16763103	S	SFR/D	26528 Abelia ST	MUR	207	REO	$433,500	$113.90	5/4,0,0,0	3806/A	2003/ASR	0.29/12,632	
WS16728455	S	SFR/D	30202 Heritage ST	MUR	208	STD	$435,000	$151.99	5/3,0,0,0	2862/A	2001/ASR	0.11/4,792	
SW17015316	S	SFR/D	39622 Breezy Meadow ST	MUR	208	STD	$435,000↓	$149.33	4/3,0,0,0	2913/A	2000/ASR	0.15/6,534	
IG16706632	S	SFR/D	3797 Corona AV	NORC	250	STD	$435,000	$307.42	3/2,0,0,0	1415/A	1970/APP	0.54/23,522	
EV16196154	S	SFR/D	26294 Meadow Creek LN	WILD	240	STD	$436,220↓	$161.56	4/3,0,0,0	2700/B	2016/ASR	0.193/8,400	
IV16731995	S	SFR/D	24134 Montecito DR	WILD	240	STD	$438,574↑	$154.10	4/2,0,1,0	2846/B	2016/BLD	0.23/10,019	
SW16737325	S	SFR/D	30575 Fern Gully DR	MUR	208	STD	$439,340	$175.74	3/3,0,0,0	2500/B	2016/BLD	0.1573/6,854	
SW17008879	S	SFR/D	24563 Corte Jaramillo	MUR	207	STD	$439,900	$152.64	5/3,0,0,0	2882/A	1988/ASR	0.17/7,405	
SW16152077	S	SFR/D	26318 Alise CT	MUR	208	NOD,SPAY	$440,000↓	$125.32	5/4,0,0,0	3511/A	2000/ASR	0.3/13,068	
MB16705174	S	SFR/D	6720 Old Peak LN	EVAL	249	STD	$440,000↓	$282.59	4/2,0,0,0	1557/A	2010/ASR	0.19/8,276	
RS16715394	S	SFR/D	5133 Eclipse AV	JUR	251	STD	$440,000↓	$312.50	3/2,1,0,0	1408/A	1978/ASR	0.46/20,038	
SW16196628	S	SFR/D	35610 Peppermint PL	MUR	207	STD	$443,000↓	$150.07	4/3,0,0,0	2952/A	2003/ASR	0.28/12,197	
TR16746877	S	SFR/D	1614 Bilberry LN	BANN	263	STD	$443,000↓	$129.57	4/3,0,1,0	3419/A	2006/ASR	0.35/15,246	
SW17000296	S	SFR/D	30279 Laruns ST	MUR	208	STD	$445,000↑	$130.73	5/3,0,0,0	3404/A	2009/ASR	0.25/10,890	
SW16725769	S	SFR/D	35265 El Diamante DR	WILD	240	STD	$445,000↓	$138.33	5/3,0,0,0	3217/A	2001/ASR	0.19/8,276	
IG16735405	S	SFR/D	217 Mount Shasta DR	NORC	250	STD	$445,000↓	$268.40	4/2,0,0,0	1658/A	1974/PUB	0.38/16,553	
IV17002701	S	SFR/D	6741 Tanzanite ST	JUR	251	STD	$445,000	$219.21	3/2,0,1,0	2030/A	2010/ASR	0.17/7,405	
PW17002836	S	SFR/D	6671 Leanne ST	EVAL	249	REO,AUC	$446,775↓	$143.47	4/2,0,1,0	3114/A	2005/ASR	0.19/8,276	
SW16705067	S	SFR/D	34873 Star Jasmine PL	MUR	208	STD	$449,993↓	$118.61	5/3,0,1,0	3794/B	2016/BLD	0.1659/7,225	
SW16701500	S	SFR/D	42240 Clairissa WY	MUR	206	STD	$450,000↑	$147.64	5/3,0,0,0	3048/A	2004/PUB	0.18/7,841	
SW16753844	S	SFR/D	36812 Oak Meadows PL	MUR	206	STD	$450,000	$113.58	5/4,0,0,0	3962/A	2003/ASR	0.17/7,405	
SW16132252	S	SFR/D	37262 Santa Rosa Glen	MUR	206	STD	$450,000↓	$171.62	4/3,0,0,0	2622/A	1994/ASR	0.21/9,148	
SW17003070	S	SFR/D	39377 Beringer Drive	MUR	208	STD	$450,000	$228.08	3/2,0,0,0	1973/A	2002/ASR	0.18/7,841	
SW16753397	S	SFR/D	39734 Savanna WY	MUR	208	STD	$450,000↓	$180.94	4/3,0,0,0	2487/A	2002/PUB	0.2/8,712	
DW16759857	S	SFR/D	25079 Loring RD	WILD	240	STD	$450,000↓	$138.42	5/3,0,0,0	3251/OTH	2005/ASR	0.17/7,405	
EV17011077	S	SFR/D	4102 CALIFORNIA AV	NORC	250	STD	$450,000↑	$270.27	3/1,1,0,0	1665/T	1954/ASR	0.46/20,038	
SW16746549	S	SFR/D	4836 Stits CR	JUR	251	STD	$454,000↓	$163.19	5/3,0,0,0	2782/B	2016/BLD	0.1653/7,200	
SW16184511	S	SFR/D	26896 Redcliffe RD	MUR	208	STD	$459,000	$126.13	4/3,0,1,0	3639/E	2001/ASR	0.2/8,712	
SB17013393	S	SFR/D	79751 Viento DR	LQ	308	STD	$459,900	$183.52	4/3,0,0,0	2506/A	2004/ASR	0.64/27,878	
IV16728153	S	SFR/D	47423 Twin Pines RD	BANN	263	STD	$460,000↓	$219.47	3/2,0,1,0	2096/A	2006/ASR	3.15/137,214	
216030240DA	S	SFR	44575 Pala CR	LQ	308	STD	$460,000↓	$168.50	4/3,0,0,0	2730/A	1996/ASR	0.31/13,504	
SW16747605	S	SFR/D	34787 Silversprings PL	MUR	208	STD	$461,292↑	$117.41	5/4,0,1,0	3929/B	2016/BLD	0.1617/7,045	
SW16758061	S	SFR/D	37154 Floral Creek CR	MUR	206	STD	$462,000↓	$176.20	4/3,0,0,0	2622/A	1994/ASR	0.3/13,068	
SW17028113	S	SFR/D	33785 Salvia LN	MUR	208	STD	$462,000↑	$134.22	4/3,0,0,0	3442/A	2003/ASR	0.26/11,326	
PW17009165	S	SFR/D	2387 Corydon	NORC	250	STD	$465,000	$205.30	5/3,0,0,0	2265/A	1975/ASR	0.46/20,038	
SW16163072	S	SFR/D	20629 COOPERS HAWK CT	WILD	240	STD	$470,000↓	$119.93	5/3,0,1,0	3919/A	2006/ASR	0.5/21,780	
SW16749935	S	SFR/D	4848 Stits ST	JUR	251	STD	$470,000↓	$161.01	5/3,0,1,0	2919/B	2016/BLD	0.1663/7,245	
216028734DA	S	SFR	49410 Loren CT	LQ	313	STD	$470,000↓	$178.50	3/3,0,1,0	2633/A	2003/ASR	0.25/10,890	
217004772DA	S	SFR	54700 Avenida Carranza	LQ	313	STD	$475,000↓	$250.26	3/2,0,0,0	1898/A	2003/ASR	0.11/4,792	
IG17011970	S	SFR/D	12860 Pattison ST	EVAL	249	STD	$476,000↑	$200.76	4/2,0,1,0	2371/A	2004/ASR	0.16/6,970	
OC16706891	S	SFR/D	5072 Sulphur DR	JUR	251	STD	$479,000↓	$276.24	3/2,0,0,0	1734/A	1984/ASR	0.48/20,909	
IG17005675	S	SFR/D	12083 Geode ST	JUR	251	STD	$479,500↓	$236.21	3/2,0,1,0	2030/A	2010/ASR	0.2/8,712	
SW16727998	S	SFR/D	23538 Christy WY	MUR	206	STD	$480,000↓	$150.61	5/3,0,0,0	3187/A	2002/PUB	0.24/10,454	

Listing ID	S	Sub Type	St# St Name	City	Area	SLC	L/C Price	$/Sqft	Br/Ba	Sqft	YrBuilt	Ac/LSqft
IG17006138	S	SFR/D	13982 Hollywood AV	EVAL	249	REO	$481,000	$154.56	4/3,0,0,0	3112/A	2003/ASR	0.26/11,326
IV16709745	S	SFR/D	39306 Via Belleza	MUR	208	STD	$482,500	$185.01	4/3,0,0,0	2608/A	2001/ASR	0.21/9,148
SW16725766	S	SFR/D	30445 Harbor CR	CLK	236	STD	$483,000	$178.10	4/3,0,0,0	2712/A	1984/ASR	0.21/9,148
EV16112920	S	SFR/D	26359 Meadow Creek LN	WILD	240	STD	$483,497	$189.61	3/20,0,1,0	2550/B	2016/BLD	0.191/8,308
IG16720370	S	SFR/D	918 3rd ST	NORC	250	STD	$485,000	$255.26	3/2,0,0,0	1900/A	1968/ASR	0.47/20,473
216017900DA	S	SFR	56600 Jack Nicklaus BL	LQ	313	STD	$485,000	$197.96	3/2,1,0,0	2450/	1998	0.25/10,890
SW16749904	S	SFR/D	27486 Fern Pine WY	MUR	207	STD	$487,500	$123.48	5/3,0,0,0	3948/A	2005/ASR	0.22/9,583
IG17015122	S	SFR/D	14329 Fairchild DR	EVAL	249	STD	$488,000	$169.68	3/2,0,1,0	2876/A	2007/ASR	0.17/7,405
216033076DA	S	SFR	61326 Topaz Dr DR	LQ	313	STD	$490,000	$298.60	3/3,0,0,0	1641/A	2006/ASR	0.17/7,405
SW16725057	S	SFR/D	19200 Saint Gallen WY	MUR	204	STD	$492,500	$317.74	2/2,0,0,0	1550/A	2000/ASR	4.92/214,315
OC16729212	S	SFR/D	31672 Chamise LN	MUR	207	STD	$495,330	$157.10	4/3,0,1,0	3153/B	2013/BLD	0.1286/5,600
SW16748645	S	SFR/D	37342 Valley Spring WY	MUR	208	STD	$497,000	$139.49	5/3,0,0,0	3563/A	2011/ASR	0.26/11,326
PW16764134	S	SFR/D	42290 Clairissa WY	MUR	206	STD	$497,500	$134.97	5/3,0,1,0	3686/A	2004/ASR	0.24/10,454
SW16764250	S	SFR/D	40024 Athena LN	MUR	207	STD	$499,000	$151.95	5/2,0,1,0	3284/A	1997/ASR	0.17/7,405
216038031DA	S	SFR	76944 Comanche LN	IW	325	STD	$499,000	$234.71	3/2,0,0,0	2126/A	1998/ASR	
SW16145123	S	SFR/D	35677 Pecan Tree LN	MUR	207	STD	$499,900	$138.36	4/3,0,0,0	3613/E	2003/ASR	0.15/6,534
IG17000819	S	SFR/D	13371 Empire CT	EVAL	249	STD	$500,000	$246.18	4/2,0,1,0	2031/A	2004/ASR	0.17/7,405
OC17004437	S	SFR/D	12504 Desert Springs ST	EVAL	249	STD	$500,000	$225.43	4/2,0,0,0	2218/A	2002/ASR	0.15/6,534
IG16152266	S	SFR/D	13563 Falcon Ridge RD	EVAL	249	STD	$500,000	$192.98	4/3,0,0,0	2591/A	2001/ASR	0.17/7,405
SW16723647	S	SFR/D	27365 Bottle Brush WY	MUR	207	STD	$505,000	$127.91	5/3,0,0,0	3948/B	2005/ASR	0.24/10,454
CV17006321	S	SFR/D	13771 Northfork DR	EVAL	249	STD	$505,000	$174.14	4/2,0,0,0	2900/S	2006/ASR	0.17/7,405
OC17001760	S	SFR/D	5861 Meeker DR	EVAL	249	STD	$505,000	$227.48	4/2,0,0,0	2220/A	2012/PUB	0.18/7,841
SB16740885	S	SFR/D	13203 Quarter Horse DR	EVAL	249	STD	$509,100	$197.79	5/3,0,0,0	2574/A	2009/PUB	0.17/7,405
CV16765259	S	SFR/D	14867 Meadows WY	EVAL	249	STD	$510,000	$247.81	4/2,0,1,0	2058/A	2009/ASR	0.24/10,454
DW16200184	S	SFR/A	6249 Bay ST	EVAL	249	STD	$510,000	$178.63	5/3,0,0,0	2855/A	2005/ASR	0.14/6,098
217001812DA	S	SFR	49440 Marne Ct CT	LQ	313	STD	$510,000	$205.23	3/2,0,1,0	2485/A	2004/ASR	0.21/9,148
AR16728332	S	SFR/D	7183 Twinspur CT	EVAL	249	STD	$512,000	$161.62	5/3,0,0,0	3168/A	2001/ASR	0.15/6,534
OC17006675	S	SFR/D	6898 Chesterfield CT	EVAL	249	STD	$513,000	$216.73	3/2,0,1,0	2367/A	2011/ASR	0.2/8,712
SW17002775	S	SFR/D	35699 Stock ST	MUR	207	STD	$515,000	$149.62	5/3,0,0,0	3442/A	2003/ASR	0.13/5,663
SW16077368	S	SFR/D	30135 Lands End PL	CLK	236	STD	$515,000	$214.58	3/2,0,0,0	2400/E	1989/ASR	0.14/6,098
OC16154177	S	SFR/D	8051 Benelli CT	EVAL	249	STD	$515,000	$184.26	4/2,0,1,0	2795/A	2007/ASR	0.21/9,148
WS16754700	S	SFR/D	5785 Westchester WY	EVAL	249	STD	$515,000	$161.70	5/3,0,0,0	3185/A	2001/ASR	0.16/6,970
IG16760977	S	SFR/D	7711 Port Arthur DR	EVAL	249	STD	$515,000	$169.24	5/3,0,0,0	3043/A	2006/ASR	0.18/7,841
217003082DA	S	SFR	80000 Merion	LQ	313	STD	$515,000	$245.12	3/3,0,0,0	2101/A	1999/ASR	0.2/8,712
216037690DA	S	SFR	56105 Village Drive DR	LQ	313	STD	$515,000	$192.67	3/2,1,1,0	2673/A	2004/ASR	0.27/11,761
CV16182948	S	SFR/D	4876 Magnum WY	JUR	251	STD	$515,990	$172.63	4/3,0,1,0	2989/B	2016/BLD	0.179/7,780
SW16723764	S	SFR/D	40391 Heirloom CT	MUR	207	REO	$518,000	$163.15	5/2,0,1,0	3175/E	2008/EST	0.41/17,860
IG16754802	S	SFR/D	25568 Via Sarah	WILD	240	STD	$521,500	$143.03	4/3,0,1,0	3646/A	2006/ASR	0.29/12,632
NP16758862	S	SFR/D	2570 Lasso LN	NORC	250	STD	$522,000	$335.91	3/2,0,0,0	1554/A	1976/ASR	0.47/20,473
WS16762031	S	SFR/D	12339 Nicole CT	EVAL	249	STD	$522,500	$160.77	4/2,0,1,0	3250/A	2005/ASR	0.15/6,534
216031770DA	S	SFR	80320 Via Valerosa	LQ	313	STD	$525,000	$176.47	3/2,1,1,0	2975/SEE	2003	0.23/10,019
PW16762040	S	SFR/D	7888 Warbler CT	EVAL	249	STD	$530,000	$207.11	5/2,0,0,0	2559/A	2005/EST	0.18/7,841
PW16193017	S	SFR/D	13720 Hill Grove ST	EVAL	249	NOD,PRO	$530,000	$143.20	5/4,0,1,0	3701/A	2006/ASR	0.19/8,276
SW16743678	S	SFR/D	22518 San Joaquin DR W	CLK	236	REO,AUC	$530,250	$144.05	5/3,0,0,0	3681/A	1989/ASR	0.22/9,583
TR16769383	S	SFR/D	13883 Star Gazer CT	EVAL	249	STD	$532,000	$159.66	5/3,0,1,0	3332/A	2004/ASR	0.15/6,534
216027262DA	S	SFR	52690 Avenida Juarez	LQ	313	STD	$533,813	$224.01	3/1,2,0,0	2383/	2005/ASR	0.14/6,098
SW17018960	S	SFR/D	23862 Via Madrid	MUR	207	STD	$535,000	$168.72	5/3,0,0,0	3171/A	1996/ASR	0.27/11,761
PW17001615	S	SFR/D	13138 Sugarloaf DR	EVAL	249	STD	$535,000	$233.73	4/3,0,0,0	2289/A	2012/ASR	0.16/6,970
RS16041684	S	SFR/D	3533 Sierra AV	NORC	250	STD	$535,000	$271.71	3/2,0,1,0	1969/A	1968/ASR	1.17/50,965
AR16198311	S	SFR/D	11696 Niagara DR	JUR	251	STD	$537,700	$227.74	4/2,0,1,0	2361/A	1986/ASR	0.54/23,522
IG16737653	S	SFR/D	13765 Apple Moss CT	EVAL	249	STD	$538,888	$163.05	5/4,0,0,0	3305/A	2006/ASR	0.2/8,712
PW17010234	S	SFR/D	7977 Anza Vista CT	EVAL	249	STD	$540,000	$205.79	5/3,0,0,0	2624/A	2005/ASR	0.21/9,148
EV16157449	S	SFR/D	34625 Boros BL	BMT	263	STD	$542,000	$124.37	4/2,2,1,0	4358/A	2008/ASR	0.24/10,454
216027054DA	S	SFR	45715 Club DR	IW	325	STD	$542,500	$311.42	3/2,0,0,0	1742/A	1973/ASR	0.15/6,534
WS17022906	S	SFR/D	14488 Alder DR	EVAL	249	STD	$542,999	$172.05	4/3,0,1,0	3156/A	2005/ASR	0.15/6,534
SW17009582	S	SFR/D	36020 Red Bluff PL	MUR	207	STD	$549,900	$151.40	5/3,0,0,0	3632/A	2004/ASR	0.31/13,504
TR17004525	S	SFR/D	7660 Grand River CR	EVAL	249	STD	$550,000	$213.18	4/2,1,0,0	2580/A	2008/ASR	0.3/13,068
IG16736432	S	SFR/D	330 Latigo CT	NORC	250	NOD,SPAY	$550,000	$156.38	5/4,0,0,0	3517/E	2004/ASR	1.22/53,143
CV17032383	S	SFR/D	6567 Rose Quartz CR	JUR	251	STD	$553,000	$147.62	6/4,0,0,0	3746/A	2005/ASR	0.17/7,405
IG16744668	S	SFR/D	14469 San Remo DR	EVAL	249	STD	$555,000	$192.78	5/3,0,0,0	2879/A	2011/ASR	0.2089/9,100
CV16186625	S	SFR/D	4756 Magnum WY	JUR	251	STD	$556,490	$139.54	5/4,0,1,0	3988/B	2016/BLD	0.179/7,780
PW16742970	S	SFR/D	7519 Elm Grove AV	EVAL	249	STD	$560,000	$155.08	6/3,0,0,0	3611/A	2003/BLD	0.18/7,841

Listing ID	S	Sub Type	St# St Name	City	Area	SLC	L/C Price	$/Sqft	Br/Ba	Sqft	YrBuilt	Ac/LSqft
WS16730829	S	SFR/D	11923 Solitaire CT	JUR	251	STD	$560,000↓	$132.17	6/3,0,0,0	4237/A	2005/BLD	0.17/7,405
PW16747540	S	SFR/D	2891 Walking Horse Ranch DR	NORC	250	STD	$575,000	$231.85	3/2,0,1,0	2480/A	2004/ASR	0.55/23,958
OC16060720	S	SFR/D	8555 Gray Mare DR	JUR	251	STD	$575,000↓	$188.52	3/2,0,1,0	3050/A	1981/ASR	3.89/169,448
216036566DA	S	SFR	49360 Mission Drive West DR	LQ	313	STD	$575,000↓	$196.65	3/1,2,1,0	2924/A	2000/ASR	0.2/8,712
216035672DA	S	SFR	57929 Santa Rosa	LQ	313	STD	$578,000↓	$217.37	4/3,1,0,0	2659/A	2005/ASR	0.23/10,019
IG17013412	S	SFR/D	7862 Jeannie Ann CR	EVAL	249	STD	$580,000↑	$191.36	5/2,1,0,0	3031/A	2006/ASR	0.24/10,454
CV16726631	S	SFR/D	7229 Logsdon DR	EVAL	249	STD	$580,000↓	$191.36	5/3,0,0,0	3031/A	2011/BLD	0.18/7,841
217001032DA	S	SFR	45535 Kawea WY	IW	325	STD	$581,000↓	$160.63	6/4,0,1,0	3617/A	1980/ASR	0.26/11,326
PW17008200	S	SFR/D	6874 Kenton PL	EVAL	249	STD	$585,000↓	$197.97	4/4,0,0,0	2955/A	2010/ASR	0.21/9,147
IG17020199	S	SFR/D	7084 Oakhurst ST	EVAL	249	STD	$586,000↑	$193.65	4/3,0,0,0	3026/A	2010/ASR	0.25/10,890
IG16713129	S	SFR/D	8562 Lourenco LN	EVAL	249	STD	$588,100↓	$168.99	5/3,0,0,0	3480/A	2006/ASR	0.19/8,276
IG17022680	S	SFR/D	13162 Kiso CT	EVAL	249	STD	$589,000↑	$162.53	5/3,0,0,0	3624/A	2009/ASR	0.19/8,276
CV16116699	S	SFR/D	2181 Stallion DR	NORC	250	STD	$590,000↓	$169.54	4/3,0,0,0	3480/A	1995/ASR	0.71/30,928
SW16739313	S	SFR/D	29634 Bonanza PL	CLK	236	STD	$595,000↓	$142.96	4/3,0,2,0	4162/A	2004/ASR	0.2/8,712
PW17013319	S	SFR/D	8055 Natoma ST	EVAL	249	STD	$595,000↓	$158.12	5/3,0,1,0	3763/A	2005/ASR	0.16/6,970
IG16768492	S	SFR/D	7068 Osage River CT	EVAL	249	STD	$599,000↓	$161.24	5/3,0,0,0	3715/A	2002/ASR	0.27/11,761
TR16715696	S	SFR/D	7868 Warbler CT	EVAL	249	STD	$599,900	$176.81	5/3,0,0,0	3393/A	2005/ASR	0.29/12,632
216011916DA	S	SFR	79725 Cetrino	LQ	313	STD	$600,000↓	$248.04	3/1,2,0,0	2419/A	2000/ASR	0.17/7,405
216013428DA	S	SFR	79020 Citrus	LQ	313	STD	$600,000↓	$217.23	3/1,2,1,0	2762/A	1999/ASR	0.19/8,276
216032212DA	S	SFR	51557 Via Bendita	LQ	313	STD	$610,000↓	$262.14	3/2,0,1,0	2327/A	2005/ASR	0.27/11,761
SW17005134	S	SFR/D	42082 Wagon Wheel LN	MUR	206	STD	$615,000	$247.98	4/2,0,1,0	2480/A	2000/ASR	0.45/19,602
IG16713306	S	SFR/A	1336 Hillkirk AV	NORC	250	STD	$625,000↓	$245.68	4/2,1,0,0	2544/A	1964/ASR	1/43,560
WS16767052	S	SFR/D	3514 Broken Feather DR	NORC	250	STD	$626,000↑	$287.42	3/2,0,0,0	2178/A	1989/ASR	0.46/20,038
TR17021943	S	SFR/A	14576 Emerald Canyon CT	EVAL	249	STD	$630,000↓	$155.56	5/4,0,1,0	4050/A	2006/BLD	0.19/8,276
217003904DA	S	SFR	79880 Citrus	LQ	313	STD	$630,000↓	$218.30	3/3,0,1,0	2886/A	2001/ASR	
EV16737415	S	SFR/D	2880 Crestview DR	NORC	250	STD	$640,000↓	$185.78	4/4,0,0,0	3445/A	2004/ASR	0.71/30,928
TR16761611	S	SFR/D	8048 Slate Creek RD	EVAL	249	STD	$648,000↓	$150.24	6/4,0,1,0	4313/A	2005/ASR	0.18/7,841
NP16760182	S	SFR/D	6328 Madera CT	EVAL	249	STD	$650,000↓	$147.79	5/4,0,0,1	4398/A	2005/ASR	0.27/11,761
216027196DA	S	SFR	50690 Nectareo	LQ	313	STD	$660,000↓	$256.11	3/1,0,2,1	2577/A	2001/ASR	0.17/7,405
IG16768682	S	SFR/A	3464 Broken Feather DR	NORC	250	STD	$668,000	$283.05	5/3,0,0,0	2360/A	1989/ASR	0.47/20,473
216017112DA	S	SFR	54435 Southern Hills	LQ	313	STD	$675,000↓	$173.97	4/4,0,1,0	3880/A	1989/ASR	0.21/9,148
217000430DA	S	SFR	75762 Vista Del Rey	IW	325	STD	$685,000↓	$259.08	3/3,0,0,0	2644/A	1987/ASR	
IV16744572	S	SFR/D	1586 Clydesdale CT	NORC	250	STD	$689,900↓	$217.70	5/3,0,1,0	3169/A	2001/ASR	0.54/23,522
216027598DA	S	SFR	80352 Riviera	LQ	313	STD	$712,950↓	$230.06	4/4,0,0,0	3099/A	1998/ASR	0.33/14,375
216010504DA	S	SFR	45801 Manzo RD	IW	325	STD	$720,000↓	$194.23	4/4,0,0,0	3707/A	1989/ASR	0.29/12,632
216035500DA	S	SFR	79790 Rancho La Quinta DR	LQ	313	STD	$735,000↓	$251.37	3/3,0,1,0	2924/A	2001/ASR	0.21/9,148
IV16734839	S	SFR/D	3135 Appaloosa ST	NORC	250	STD	$746,000↓	$159.98	6/4,0,0,0	4663/A	1997/ASR	0.46/20,038
216034112DA	S	SFR	75325 Saint Andrews Court	IW	325	STD	$757,500↓	$224.11	4/4,0,1,0	3380/A	1987/ASR	0.29/12,632
217002450DA	S	SFR	80808 Spanish Bay	LQ	313	STD	$760,000↓	$231.35	3/3,0,1,0	3285/A	2000/ASR	0.24/10,454
216036638DA	S	SFR	46460 Manitou DR	IW	325	STD	$764,400↓	$320.77	3/3,0,1,0	2383/B	1976/ASR	0.23/10,019
SW16708599	S	SFR/D	30145 Channel Way DR	CLK	236	STD	$765,000↓	$165.26	5/4,0,1,0	4629/A	1992/ASR	0.3/13,068
217000356DA	S	SFR	79140 Coyote	LQ	313	STD	$775,000	$252.20	3/3,0,1,0	3073/A	1999/ASR	0.28/12,197
216033032DA	S	SFR	79580 Mission Drive East DR	LQ	313	STD	$775,000↓	$294.12	3/3,0,0,1	2635/SEE	2002/ASR	0.21/9,148
IV16736993	S	SFR/D	5250 Stone AV	JUR	251	STD	$779,000	$226.59	4/4,0,1,0	3438/A	1966/ASR	5.28/229,997
16159530PS	S	SFR/D	50221 HIDDEN VALLEY TR	IW	325	STD	$799,000	$319.86	3/3,0,1,0	2498/	1999	
216005630DA	S	SFR	79300 Liga	LQ	313	STD	$810,000↓	$234.31	3/3,0,1,0	3457/A	2000/ASR	0.29/12,632
216022308DA	S	SFR	49695 Rancho San Francisquito	LQ	313	STD	$810,000↓	$222.53	4/4,0,1,0	3640/A	2002/ASR	0.48/20,909
216037810DA	S	SFR	55424 Southern Hills	LQ	313	STD	$825,000↓	$239.76	4/4,0,1,0	3441/	1997/ASR	
216035706DA	S	SFR	75635 Painted Desert DR	IW	325	STD	$825,000↓	$264.76	3/3,0,1,0	3116/A	1979/ASR	0.29/12,632
216032794DA	S	SFR	57641 Interlachen	LQ	313	STD	$835,000↓	$242.66	4/4,0,1,0	3441/A	1997/ASR	0.24/10,454
216036174DA	S	SFR	57101 Medinah	LQ	313	STD	$850,000↓	$282.11	4/4,0,1,0	3013/A	1998/ASR	0.33/14,375
216032216DA	S	SFR	50155 Via Aldea	LQ	313	STD	$856,031↓	$245.99	3/1,2,0,1	3480/A	2002/ASR	0.29/12,632
216025044DA	S	SFR	74857 Cove DR	IW	325	STD	$890,000↓	$213.17	4/4,0,1,0	4175/A	1996/ASR	0.28/12,197
SW16718402	S	SFR/D	42346 Dove Creek CT	MUR	206	STD	$915,000	$218.64	3/4,0,1,0	4185/B	2016/BLD	0.5051/22,000
216026586DA	S	SFR	81245 Muirfield	LQ	313	STD	$930,000↓	$234.32	3/3,0,1,0	3969/A	2004/ASR	0.28/12,197
216033034DA	S	SFR	80780 Weiskopf	LQ	313	STD	$949,000	$237.25	4/4,0,1,0	4000/O	2001/ASR	0.32/13,939
16188588PS	S	SFR/D	54860 SECRETARIAT DR	LQ	313	STD	$985,000↓	$260.51	4/1,3,1,0	3781/	2007	
217001248DA	S	SFR	74892 South Cove DR	IW	325	STD	$995,000	$283.23	3/3,0,1,0	3513/O	1988/ASR	
SW15242355	S	SFR/D	22387 Stanley LN	WILD	240	STD	$1,000,000↓	$284.09	4/3,0,1,0	3520/AP	2002/ASR	3.9/169,884
217000680DA	S	SFR	46420 War Bonnet CR	IW	325	STD	$1,000,000↓	$327.01	4/4,0,1,0	3058/A	2008/ASR	0.22/9,583
216032262DA	S	SFR	55855 Turnberry WY	LQ	313	STD	$1,020,000↓	$266.39	3/3,0,0,1	3829/A	2001/ASR	0.32/13,939
216034360DA	S	SFR	55825 Medallist DR	LQ	313	STD	$1,035,000↓	$327.01	3/3,0,1,0	3165/A	2004/ASR	0.43/18,731

Listing ID	S	Sub Type	St# St Name	City	Area	SLC	L/C Price	$/Sqft	Br/Ba	Sqft	YrBuilt	Ac/LSqft	t
SW16169861	S	SFR/D	22495 Live Oak CT	MUR	206	STD	$1,060,000↓	$232.56	5/4,0,2,0	4558/A	2006/ASR	0.62/27,007	
216035974DA	S	SFR	79025 Via Carmel	LQ	313	STD	$1,080,000↓	$282.57	4/1,3,1,0	3822/A	1997/ASR	0.31/13,504	
216012760DA	S	SFR	49254 Montana WY	LQ	313	STD	$1,100,000	$259.25	4/4,0,1,0	4243/A	1999/ASR	0.36/15,682	
217002662DA	S	SFR	80377 Riviera	LQ	313	STD	$1,185,000	$383.37	4/4,0,0,0	3091/A	1998/ASR	0.35/15,246	
216030772DA	S	SFR	81185 Legends WY	LQ	313	STD	$1,185,000↓	$271.17	4/4,0,1,0	4370/A	2006/ASR	0.39/16,988	
216027378DA	S	SFR	81220 Legends WY	LQ	313	STD	$1,200,000↑	$314.47	4/4,0,1,0	3816/A	2001/ASR	0.33/14,375	
16981083PS	S	SFR/D	15986 S HIGHLAND SPRINGS AV	BANN	263	NOD	$1,225,000↓	$195.06	5/6,0,1,0	6280/	2009	32.59/1,419,620	
216033614DA	S	SFR	79437 Cetrino	LQ	313	STD	$1,275,000	$327.34	4/1,3,1,0	3895/A	2000/ASR	0.31/13,504	
217000400DA	S	SFR	77434 Vista Flora	LQ	313	STD	$1,290,000↓	$539.52	3/4,0,0,0	2391/A	1999/ASR		
216033534DA	S	SFR	50913 El Dorado DR	LQ	313	STD	$1,325,000↓	$297.82	4/4,0,0,1	4449/B	2004/ASR	0.34/14,810	
216024932DA	S	SFR	49475 Montana WY	LQ	313	STD	$1,375,000↓	$298.91	5/5,0,1,0	4600/SEE	1999/ASR	0.35/15,246	
216032078DA	S	SFR	75668 Via Cortona	IW	325	STD	$1,430,000↓	$331.40	4/4,0,1,0	4315/A	2006/ASR	0.31/13,504	
OC16727311	S	SFR/D	79600 Tom Fazio LN	LQ	313	STD	$1,524,888↓	$165.75	4/2,2,2,0	9200/SEE	1997/ASR	0.34/14,810	
216027790DA	S	SFR	76338 Via Uzzano	IW	325	STD	$1,610,000↓	$392.97	4/4,0,1,0	4097/A	2008/ASR	0.32/13,939	
216031494DA	S	SFR	48667 Vista Palomino	LQ	313	STD	$1,625,000↓	$382.98	4/1,0,0,0	4243/B	2000/ASR	0.3/13,068	
216008456DA	S	SFR	76180 Via Saturnia	IW	325	STD	$1,650,000↓	$500.00	4/4,0,1,0	3300/A	2015/ASR	0.26/11,326	
216030974DA	S	SFR	77240 Iroquois DR	IW	325	STD	$1,850,000↓	$321.46	4/4,0,0,1	5755/A	2001/ASR	0.45/19,602	
216013452DA	S	SFR	76298 Via Volterra	IW	325	STD	$1,912,800↓	$533.56	4/4,0,1,0	3585/B	2015/ASR	0.35/15,246	
216037182DA	S	SFR	75567 Via Pisa	IW	325	STD	$2,100,000↓	$453.27	4/4,0,1,0	4633/A	2014/ASR		
216036130DA	S	SFR	76063 Via Chianti	IW	325	STD	$2,250,000↓	$411.41	4/4,0,1,0	5469/A	2005/ASR	0.34/14,810	
216028304DA	S	SFR	52692 Via Dona, Lot 4D	LQ	313	STD	$2,800,000↓	$623.05	5/5,0,1,0	4494/AP	2013/ASR	0.33/14,375	
216035196DA	S	SFR	74283 Desert Oasis Trail	IW	325	STD	$3,050,000↓	$445.06	4/4,0,1,0	6853/A	2000/ASR	1.35/58,806	
216034714DA	S	SFR	74405 Quail Lakes DR	IW	325	STD	$3,100,000↓	$535.59	4/4,0,1,0	5788/A	1996/ASR	0.52/22,651	
217006054DA	S	SFR	81670 De Soto Ave., Villa 1 AV	LQ	313	STD	$3,200,000↓	$618.60	4/4,0,1,0	5173/SEE	2008/ASR	0.44/19,166	

Search Criteria
Property Type is 'Residential'
Standard Status is 'Closed'
Contract Status Change Date is 03/07/2017 to 02/05/2017
Property Sub Type is 'Single Family Residence'
Special Listing Conditions is one of 9 selections
County Or Parish is 'Riverside'
City is one of 15 selections
Selected 581 of 581 results.

©CRMLS. Information is believed to be accurate, but shall not be relied upon without verification.
Accuracy of square footage, lot size and other information is not guaranteed.

581• ÷
2• =
290•5 *

364,000• x
0•95 =
345,800• *