

RIVERSIDE COUNTY ECONOMIC DEVELOPMENT AGENCY

COMMUNITY PLANNING AND DEVELOPMENT PROGRAMS
(CDBG, ESG, AND HOME)

CONSOLIDATED
ANNUAL
PERFORMANCE
AND
EVALUATION REPORT
(CAPER)
JULY 1, 2016 –
JUNE 30, 2017



WWW.RIVCOEDA.ORG



OVER 40 YEARS OF BUILDING STRONG COMMUNITIES
COMMUNITY DEVELOPMENT BLOCK GRANT

CR-05 - Goals and Outcomes

Progress the jurisdiction has made in carrying out its strategic plan and its action plan. 91.520(a)

This could be an overview that includes major initiatives and highlights that were proposed and executed throughout the program year.

The 2016-2017 Consolidated Annual Performance and Evaluation Report (CAPER), for the County of Riverside, reflects the County's performance and accomplishments relative to achieving its goals and objectives in the third year of its 2014-2019 Five-Year Consolidated Plan (CP). The CAPER describes and evaluates how Community Development Block Grant (CDBG), HOME Investment Partnerships (HOME), and Emergency Solutions Grant (ESG) funds, received from the U.S. Department of Housing and Urban Development (HUD), were expended to meet the CP five-year strategic goals for the reporting period July 1, 2016, to June 30, 2017.

Below is a summary of investments and achievements the County made in Program Year 2016-2017:

CDBG Accomplishments:

- A total of seventy-one (71) public facility/infrastructure projects were underway in program year 2016-17; of those, twenty-six (26) were completed, and forty-five (45) are still underway. These projects included ADA accessibility improvements, streets, curbs, gutters, sidewalks, water/sewer improvements, parks/recreational facilities, senior centers, homeless facilities, parking facilities, facilities for AIDS patients, and community and handicapped center improvements. A total of \$3,777,190 was expended for these projects. (One (1) completed Fair Housing (FH) public facility project, \$10,495, is included in the total).
- Six (6) Code Enforcement projects were underway in 2016-2017. Five (5) projects were completed, expending \$1,253,852.
- A total of forty-five (45) public service projects were undertaken and completed in program year 2016-17. Public services included senior services, employee training services, food assistance programs, handicapped services, homeless shelters and programs, services for battered/abused spouses, neighborhood cleanups, childcare services and youth services. A total of \$1,110,324 was expended.
- Six (6) Economic Development projects were underway, one (1) was completed expending a total of \$111,404.
- A total of eighteen (18) housing rehabilitation projects were undertaken to improve the conditions of substandard housing for low-income homeowners, seniors, and disabled persons. Twelve (12) projects were completed expending \$408,078.
- Eight (8) program administration projects were completed, \$1,359,827 was expended for overall program management of the CDBG program, FH administrative costs, and metro-city administration costs.

HOME Accomplishments:

The County of Riverside administers the HOME Program throughout the unincorporated areas of the County and within the participating cities. A total of \$3,265,650.56 in HOME funding was utilized to:

- \$709,793.63 - Provide homeownership opportunities for first-time homebuyers and for the low- and moderate-income community; (FTHB \$702,680; Sunset Springs \$1,604.86; North Shore self-help \$5,508.77)
- \$1,159,717.74 - Improve the conditions of substandard existing rental housing affordable to low-income families; (Orange Blossom III \$404,523.44; Orange Blossom IV \$430,194.30; Cesar Chavez \$325,000)
- \$414,027.14 - Expand the affordable rental housing stock for low-income and special needs households; and (Vista Rio \$294,686.34; SDA 2012 \$116,234.80; SDA 2017 \$3,106)
- \$694,933.20 - Provide shelter to the homeless through rental assistance. (TBRA 2014 \$96,521.35; TBRA 2015 \$598,411.85)
- \$287,178.85 - Program Administration (2014 Admin \$0; 2014 Admin PA \$0; 2015 Admin \$98,491.22; 2015 Admin PA \$0; 2016 Admin \$186,479; 2016 Admin PA \$2,208.63)

ESG Accomplishments:

The County allocated 2016-2017 ESG funding to twelve (12) subrecipients to provide shelter, outreach, homelessness prevention, and rapid re-housing programs and services for persons either at-risk of, or experiencing, homelessness. A total of \$804,663 was expended. For further accomplishment information, refer to ESG sections CR-60 through CR-75. Refer to Appendix eCart- ESG Accomplishment data.

The following table is a condensed summary of activities undertaken and accomplishments represented by number of units (e.g., housing units, persons assisted, businesses assisted, etc.), outlining the expected strategic goals and progress towards meeting these goals set forth in the Five Year CP and Annual OYAP. The table has been revised to reflect actual outcomes from the IDIS accomplishment screens, IDIS PR23 (revised), PR03 reports, and HMIS (ESG)-Refer to Appendix C).

Comparison of the proposed versus actual outcomes for each outcome measure submitted with the consolidated plan and explain, if applicable, why progress was not made toward meeting goals and objectives. 91.520(g)

Categories, priority levels, funding sources and amounts, outcomes/objectives, goal outcome indicators, units of measure, targets, actual outcomes/outputs, and percentage completed for each of the grantee's program year goals.

Goal	Category	Source: Proposed Amount (5 Yr StragPlan/ 2016-2017 Amended OYAP- Section AP-20)	Indicator	Unit of Measure	Proposed – 5 Year Strategic Plan	YTD Actual – Assisted	Percent Complete	Expected – Program Year 2016-17 Source: Proposed in Final Amended 2016- 17 OYAP	Actual – Program Year 2016- 2017 CDBG Source- IDIS PRO3 (Includes LMA) ESG/HOME Source- IDIS	Percent Complete
Acquisition of Real Property	Acquisition of Real Property	CDBG: 5 Year-\$200,000 2016/17- \$0	Other	Other	1	0	0.00%	0	0	0.00%
Address Farmworker Housing Needs	Affordable Housing	HOME: 5 Year-\$1,000,000 2016/17- \$0	Rental units constructed	Household Housing Unit	11	11	0.00%	0	0	0.00%
Administration	Administration	CDBG: 5 Year-\$7,240,000 2016/17- \$1,546,365 HOME: 5 Year-\$979,270 2016/17- \$186,480	Other	Other	N/A	N/A		N/A	N/A	

		ESG: 5 Year- \$218,500 2016/17- \$48,700								
CHDO Set side	Affordable Housing	HOME: 5 Year- \$1,255,115 2016/17- \$279,720	Rental units constructed	Household Housing Unit	5	45	900%	68	29	42.65%
Clearance and Demolition	Clearance and Demolition	CDBG: 5 Year- \$10,000 2016/17- \$0	Other	Other	1	0	0.00%	0	0	0.00%
Code Enforcement - SL-3	Code Enforcement	CDBG: 5 Year- \$2,000,000 2016/17- \$699,662	Other	Other	817,475	506,859	62.00%	369,944	212,705	57.50%
Economic Development - EO-1	Non-Housing Community Development Economic Development-Businesses/jobs	CDBG: 5 Year- \$400,000 2016/17- \$110,000	Facade treatment/business building rehabilitation	Business	60	19	31.67%	25	7	28.00%
			Jobs created/retained	Jobs	10	0	0	0	0	0.00%
Expand the Affordable Rental Housing Stock	Affordable Housing	HOME: 5 Year- \$2,681,165 2016/17- \$699,299	Rental units constructed	Household Housing Unit	55	45	81.82%	35	7	20%
Fair Housing - SL-1	Fair Housing Public Facility	CDBG: 5 Year- \$50,000	Other	Other	15,000	16,813	112.09%	4,200	6,107	145.40%

		2016/17- \$12,000								
First Time Homebuyer Assistance	Affordable Housing	HOME: 5 Year- \$2,681,165 2016/17- \$549,299	Direct Financial Assistance to Homebuyers	Households Assisted	65	54	83.08%	25	15	60%
Homelessness - DH-2	Homeless	ESG: 5 Year- \$945,860 2016/17- \$212,642	Tenant-based rental assistance / Rapid Re-housing	Households Assisted	200	329	164.50%	76	114	150.00%
			Homelessness Prevention	Persons Assisted	280	194	69.29%	13	31	238.46%
Homelessness - SL-1	Homeless	ESG: 5 Year- \$1,750,000 2016/17- \$388,000	Homeless Person Overnight Shelter	Persons Assisted	4,345	11,067	254.71%	1,314	3,283	249.85%
Improve the Conditions of Substandard Housing	Affordable Housing	HOME: 5 Year- \$750,000 2016/17- \$0	Rental/Home-owner Housing Rehabilitated	Household Housing Unit	11	11	100.00%	0	0	0.00%
Interim Assistance - SL-3	Interim Assistance	CDBG: 5 Year- \$1,950,000 2016/17- \$0	Other	Other	133,569	133,569	100.00%	0	0	0.00%
Public Facility/Infrastructure - SL-1	Non-Homeless Special Needs Non-Housing Community Development	CDBG: 5 Year- \$7,296,400 2016/17- \$2,622,962	Public Facility or Infrastructure Activities other than	Persons Assisted	961,580	750,679	78.07%	649,033	369,789	56.98%

	Public Facility/ Infrastructure		Low/Moderate Income Housing Benefit							
Public Facility/Infrastructure - SL-3	Non-Housing Community Development Public Facility/ Infrastructure	CDBG: 5 Year- \$9,923,600 2016/17- \$1,397,693	Public Facility or Infrastructure Activities other than Low/Moderate Income Housing Benefit	Persons Assisted	292,190	154,239	52.79%	41,921	6,436	15.35%
Public Service – SL-2	Non-Housing Community Development Public Service	CDBG: 5 Year- \$596,000 2016/17- \$81,950	Public service activities other than Low/Moderate Income Housing Benefit	Persons Assisted	3,640	1,690	46.43%	654	394	60.24%
Public Service – SL-3	Non-Homeless Special Needs Non-Housing Community Development Public Service	CDBG: 5 Year- \$304,000 2016/17- \$30,000	Public service activities other than Low/Moderate Income Housing Benefit	Persons Assisted	475,525	166,160	34.94%	12,730	12,730	100.00%
Public Services - SL-1	Homeless Non-Homeless Special Needs Non-Housing Community Development Public Services	CDBG: 5 Year- \$4,330,000 2016/17- \$939,218	Public service activities other than Low/Moderate Income	Persons Assisted	387,135	376,656	97.29%	124,560	136,539	109.62%

			Housing Benefit							
			Homeless Person Overnight Shelter							
Rehabilitation - DH-2	Rehabilitation - DH-2	CDBG: 5 Year- \$1,700,000 2016/17- \$291,973	Rental units rehabilitated	Household Housing Unit	0	215	0.00%	215	215	100.00%
			Homeowner Housing Rehabilitated	Household Housing Unit	125	243	194.40%	97	106	109.28%
Shelter the Homeless - TBRA	Affordable Housing Homeless	HOME: 5 Year- \$445,995 2016/17- \$150,000	Tenant-based rental assistance / Rapid Re-housing	Households Assisted	25	829	3316%	333	335	100.60%

Table 1 - Accomplishments – Program Year & Strategic Plan to Date

CR05- CDBG/ESG Total Expenditures 2016-2017/YTD

Community Development Block Grant (CDBG)				
Uses of Funds	2016-2017 OYAP Proposed Source/Amount	2016-2017 Actual Expenditures (PR03- Appendix)	2014-2019 (5 Year) Proposed Source/Amount	2014-2019 (5 Year - YTD) Actual Expenditures
Administration	1,546,365.00	1,359,826.89	7,240,000.00	4,755,946.22
Acquisition of Real Property	0.00	0.00	200,000.00	0.00
Rehabilitation - DH-2	291,973.00	408,077.66	2,850,000.00	685,244.69
Public Services - SL-1	939,218.00	1,014,351.45	4,530,000.00	2,945,674.71
Public Service - SL-2	81,950.00	64,702.00	596,000.00	246,264.04
Public Service - SL-3	30,000.00	31,270.50	304,000.00	89,130.69
Public Facility/Infrastructure - SL-1	2,622,962.00	2,260,926.11	7,393,622.00	4,598,655.46
Fair Housing - SL-1	12,000.00	10,495.01	50,000.00	35,020.32
Public Facility/Infrastructure - SL-3	1,397,693.00	1,505,769.37	9,923,600.00	6,935,903.92
Economic Development - EO-1	110,000.00	111,403.70	400,000.00	178,589.66
Clearance and Demolition	0.00	0.00	10,000.00	0.00
Code Enforcement - SL-3	699,662.00	1,253,851.76	2,000,000.00	2,605,428.94
Interim Assistance - SL-3	0.00	0.00	800,000.00	703,667.30
	7,731,823.00	8,020,674.45	36,297,222.00	23,779,525.95

CDBG Program Income (PI)	74,398.00	781,789.90	279,165	1,039,785.52
--------------------------	-----------	------------	---------	--------------

Emergency Solutions Grant (ESG)				
Uses of Funds	2016-2017 OYAP Proposed Source/Amount	2016-2017 Actual Expenditures (PR91- Appendix)	2014-2019 (5 Year) Proposed Source/Amount	2014-2019 (5 Year - YTD) Actual Expenditures
Administration	48,700	57,399.00	218,500.00	145,259.00
Emergency/Transitional Shelter		377,998.00		1,077,960.00
Outreach		10,000.00		25,000.00
Total Homelessness - SL-1	388,000.00	387,998.00	1,750,000.00	1,102,960.00
Homelessness Prevention		49,202.00		171,252.00
Rapid Re-Housing		310,065.00		528,787.00
Total Homelessness - DH-2	212,642.00	359,266.00	945,860.00	700,039.00
	649,342.00	804,663.00	2,914,360.00	1,948,258.00

Assess how the jurisdiction's use of funds, particularly CDBG, addresses the priorities and specific objectives identified in the plan, giving special attention to the highest priority activities identified.

The CAPER provides a detailed description of how the County provided new or improved availability/accessibility, affordability, or sustainability or the following goals for which funding was allocated:

- Provide decent and affordable housing for low- and moderate- income households, and those with special needs;
- Provide safer, more-livable neighborhoods; and
- Expand economic opportunities

The Accomplishments Table above provides a summary of these priority goals and the County's success in meeting the established objectives set forth in the Five Year 2014-2019 CP and Annual Action Plan. Unfortunately, as with most of the priority goals, the needs far outweigh the County's available resources which are not sufficient to address all of the needs of low- and moderate-income persons or special needs residents in the County's CPD program area.

During the 2016-2017 program year, CDBG funding focused primarily on the highest plan priorities to address specific objectives including the revitalization of neighborhoods, construction and/or rehabilitation of public facilities, provision of public services, ADA accessibility improvements, housing rehabilitation, economic development, and activities furthering fair housing.

HOME funds were used to address housing priorities established in the Five Year Consolidated Plan, as outlined in the tables above. In some instances actual accomplishments exceeded anticipated goals. This was especially true for first-time homebuyer assistance and providing shelter to the homeless through rental assistance.

ESG activities were mainly directed at increasing services to at-risk populations and where possible reducing costs of affordable housing by providing overnight shelter, outreach, homelessness prevention, and rapid re-housing services for persons either at-risk of or experiencing homelessness.

The overall low-mod benefit for the 2016-2017 CDBG program year was 99.73%, exceeding the minimum 70% low-mod HUD benefit requirement. Measurable progress was made on many of the Five-Year CP goals, in many circumstances actual accomplishments exceeded those proposed. Public facility/ infrastructure projects that have been experiencing delays is mostly due to the need to secure additional funding,

increase in the cost of materials and/or labor, unforeseen weather conditions, and in some instances, a lack of dedicated staff resources. These projects are currently underway and will report accomplishments in upcoming CAPER's.

For additional information please refer to the following Integrated Disbursement and Information System (IDIS) reports in appendix B and C:

PR03 - CDBG Activity Summary Report
PR03 - BOSMAC Report (Summary of CDBG Activities)
PR03 – Supporting Documents
PR07 – CDBG, ESG, and HOME Drawdown Reports
PR10 - CDBG Housing Activities
PR15 - Cost Per Home Assisted Unit/Family
PR16 - HOME Lower Income Benefit
PR23 - Summary of Accomplishments Reports (CDBG/HOME)
PR25 - Status of CHDO Funds by Fiscal Year
PR26 - Financial Summary
PR33 - HOME Matching Liability Report
PR50 - Grantee CDBG Expenditure Report
PR51 - Grantee CDBG Accomplishment Report
PR83 CDBG-Sections 1-3 CDBG Performance Measurements Report
PR85 - Housing Performance Report
PR91 - ESG Financial Summary (FY 2015/16 and 2016/17)

CR-10 - Racial and Ethnic composition of families assisted

Describe the families assisted (including the racial and ethnic status of families assisted).

91.520(a)

	CDBG	HOME	*ESG
White	224,253	239	2,408
Black or African American	20,994	126	732
Asian	9,150	10	33
American Indian or American Native	4,176		111
Native Hawaiian or Other Pacific Islander	676		32
Total	259,249	375	3,316
Hispanic	105,694	137	1,375
Not Hispanic	153,555	238	1,941

Table 2 – Table of assistance to racial and ethnic populations by source of funds* ESG- Refer to CR-65, additional 84 assisted

IDIS PR23 - Beneficiaries by Racial/Ethnic Category Persons/Households Assisted

CDBG, HOME, ESG

2016-2017 CAPER Section CR-10

RACE	CDBG		HOME		ESG		TOTAL	
White	224,253	70.09%	239	63.06%	2,408	70.25%	226,900	70.08%
Black/African American	20,994	6.56%	126	33.25%	732	21.35%	21,852	6.75%
Asian	9,150	2.86%	10	2.64%	33	0.96%	9,193	2.84%
American Indian/Alaskan Native	4,176	1.31%			111	3.24%	4,287	1.32%
Native Hawaiian/Other Pacific Islander	676	0.21%			32	0.93%	708	0.22%
American Indian/Alaskan Native & White	249	0.08%					249	0.08%
Asian & White	122	0.04%	1	0.26%			123	0.04%
Black/African American & White	299	0.09%					299	0.09%
America Indian/Alaskan Native & Black/African	127	0.04%					127	0.04%

Other Multi-Racial	59,908	18.72%	3	0.79%	107	3.12%	60,018	18.54%
Information Missing/Don't know/Refused					5	0.15%	5	0.00%
TOTAL	319,954		379		3,428		323,761	

Hispanic	105,976	33.12%	141	37.20%	1,375	40.11%	107,492	33.20%
Non-Hispanic	213,978	66.88%	238	62.80%	2,052	59.86%	216,268	66.80%
Information Missing/Don't know/Refused					1	0.03%	1	0.00%
TOTAL	319,954		379		*3,428		323,761	

(*ESG Victim Services provider reported 84 in section CR-65, not reflected in this table)

Narrative

The CDBG Table above has been adjusted to reflect more accurate data by including the additional race/ethnicity categories collected and reported for total persons/households assisted. Refer to appendix C, IDIS PR03- Supports CR10 and PR23-CDBG Summary of Accomplishments Report, CDBG data is from IDIS accomplishment screens. For ESG data from HMIS refer to appendix H eCart, and section CR-65-ESG-additional 84 assisted. HOME data is from PR23 report.

According to the United States Census Bureau, 38.9% of County residents are White, 45.5% Hispanic, 6.02% Black/African American, 6.02% Asian, and 3.35% other races. From 2010 to 2015, the proportion of Hispanic residents in the County increased by nearly 2.4%, while the proportion of White residents declined by about 3%, over the same period. The cities of Blythe, Coachella, Desert Hot Springs, Lake Elsinore, and San Jacinto had significant Hispanic concentrations. Banning, Blythe, Desert Hot Springs, and Norco Black/African American populations are greater than the county-wide proportion.

Recipients in the above/below tables represent the diversity within the County that were assisted with HUD funded programs during the 2016-2017 FY. HOPWA program outcomes are reported by the City of Riverside.

In the County, funds are utilized throughout all of the unincorporated areas as well as all participating cities/metro city under the County's CPD programs. When evaluating the ethnic/racial composition of families assisted in the table, White/Hispanic appear to be represented at the highest level with regard to the three programs (70% of the total population).

Hispanics were assisted at a rate of 33% of the total population. This percentage may be low due to a large number of Hispanics possibly being reflected in the White or multi-Racial numbers reported due to many (if not a majority) identifying as one of those categories.

When comparing the ethnic/racial mix of HOME program beneficiaries with the make-up of the population as a whole, White's appear to be over represented with regard to the HOME program (63.06% of families assisted compared to 38.9% of the population). Hispanics, on the other hand, are assisted at a lower rate than their presence in the population for HOME (37.21% of families assisted compared to 45.5% of the population).

The County is committed to allocating CDBG, HOME, and ESG funds to address community development needs of the lowest-income and most disadvantaged residents based upon the individual eligibility requirements of the specific CPD program. Assistance was targeted to populations residing in areas of low-income and minority concentrations. However, while projects and programs will target low-income and minority populations, they will not necessarily be limited geographically to areas where these populations are concentrated. Some service providers are not located in low/moderate-income census tracts; however, their services are designed and intended for low/moderated income clients. These may include clinics, food pantries, senior centers, health care facilities, etc.

CR-15 - Resources and Investments 91.520(a)

Identify the resources made available

Source of Funds	Resources Made Available – ConPlan 2014-2019	Resources Made Available FY 2016-2017 OYAP Section AP-15	Amount Expended During Program Year
CDBG	\$28,648,837	\$7,906,221	\$8,020,674
HOME	\$7,098,172	\$6,650,637	\$3,265,650
ESG	\$2,331,059	\$649,342	\$804,663

Table 3 – Resources Made Available

Narrative

The table above illustrates the amount of funding “estimated” to be available for CDBG, HOME, and ESG for the 2016-2017 program year (OYAP-Section AP15); it does not account for all unspent prior year funds. The County had estimated \$7,906,221 in CDBG resources (\$7,731,823 entitlement funds/\$74,398 PI/\$100,000 prior year funds), \$6,650,637 in HOME resources (\$1, 864,798 entitlement funds/\$224,397 PI/\$4,561,442 prior year), and \$649,342 in ESG resources to allocate to projects to carry out the goals outlined in the County’s CP and OYAP.

Program Income (PI) is generated from repayments or other funding accrued and collected from previously funded CDBG and HOME projects and is allocated based on HUD’s unrestricted program

income requirements. During the 2016-2017 program year, the County received \$781,789.90 CDBG PI (current year PI \$68,895.57 plus prior year revision due to canceled projects with draws (idis#1931/3393) \$712,894.33) and \$602,973.92 HOME PI. To ensure timely expenditure of the 2016-2017 CDBG PI, the County allocated \$781,789.90 to sixty-five (65) new and/or existing CDBG projects throughout the program year. In 2016-2017, the County used \$259,290.02 HOME PI to fund twelve (12) HOME units, First-Time Homebuyer, and Administration.

The County is committed to allocating funds to projects and activities that serve the needs of the lowest-income and most disadvantaged residents to improve their quality of life- either directly or indirectly. In Riverside County, as with many other jurisdictions, the need for housing and community development funds far outweigh the available resources. Although needs are high in all of the top priority areas, with limited funds and resources available, there is a high likelihood that some of the needs will not be addressed.

Per IDIS Report PR26 (appendix) – CDBG Financial Summary Report (2016-2017 program year) are as follows:

Low/Mod Benefit for program year: 99.73%
Planning and Administration (Cap 20%): 20%
Public Service (Cap 15%): 14.22%

The CDBG Expenditure Report, IDIS Report PR03, shows that the County's CDBG program disbursed \$8,020,674 in program year 2016-2017. The HOME Drawdown IDIS PR07 report indicates that \$3,265,650 in HOME funds was disbursed in program year 2016-2017. The ESG Financial Summary Reports, IDIS Report PR91 (2015 and 2016) confirm that \$804,663 was disbursed in program year 2016-2017. In section CR05 of this document, the County's investments and achievements made in Program Year 2016-2017 are summarized.

Two of the CPD-funded programs, HOME and ESG, both have matching fund requirements – HOME 25%, ESG 100%. These regulatory matching requirements ensure the efficient use of the Federal funds through leveraging. The CDBG regulations do not require a funding match for the program; however, the County strongly encourages leveraging of CDBG funds and gives priority consideration in the evaluation of proposed activities that leverage other funding. In the participating cities, CDBG funds are matched with other funds available to cities such as general funds and other local resources. It is anticipated that Federal and private funding sources for housing and community development programs will remain limited, even under these circumstances; the County strives to make progress in implementing its public improvement and community service projects and programs as well as meeting the established objectives. As in the past, the County and cooperating cities will be as creative as possible to find other additional sources of funding in order to develop and deliver efficient and cost-effective projects. CDBG, HOME, and ESG funded activities will be leveraged, whenever possible, by other federal and/or governmental support for their specific type of services.

Identify the geographic distribution and location of Investments

Target Area	Planned Percentage of Allocation	Actual Percentage of Allocation	Narrative Description
Administration	17%	17%	Efficient and effective implementation and oversight of Community Planning and Development Programs. <i>(Refer to PR26 for 20% CAP calculation)</i>
Cooperating Cities	17%	28%	Area that benefits the greatest percentage of low/moderate-income persons as LMA, LMC, or LMH.
Countywide	38%	19%	Area that benefits the greatest percentage of low/moderate-income persons as LMA, LMC, or LMH.
Metro City	4%	4%	Area that benefits the greatest percentage of low/moderate-income persons as LMA, LMC, or LMH.
Supervisory Districts	24%	32%	Area that benefits the greatest percentage of low/moderate-income persons as LMA, LMC, or LMH.

Table 4 – Identify the geographic distribution and location of investments (Refer to Appendix C-PR03 CDBG Funding Geographic Distribution)

Narrative

The County of Riverside is ranked the fourth most populated county in the State. Due to the vast distance between communities and cities, the Delivery System can become complicated by the geographical challenges which contribute to impediments encountered by private, non-profit, and government agencies attempting to provide services to low-income residents. The County seeks to direct CDBG, HOME, and ESG grant funds primarily to the five (5) Supervisorial Districts, fourteen (14) Cooperating Cities, one (1) Metropolitan City/Urban County participant with a population over 50,000, and approximately sixty-three (63) unincorporated communities and neighborhoods. Funding decisions for the County program are based on the needs and strategies discussed in the County's Consolidated Plan. Funded activities target geographic areas with the greatest socio-economic distress. The goals of these programs are to maintain and improve neighborhoods and communities within the unincorporated County. To this end, a variety of public services, public works projects, housing production and rehabilitation programs and economic development activities are undertaken. Public funds are leveraged with private resources to maximize the effects of formula grant investment.

The County has not established specific priority or target areas *per se* to focus the investment of funds; therefore, for purposes of the 2016-2017 OYAP and 2014-2019 Five-Year CP, geographic areas are more loosely defined to include administration, countywide, supervisorial districts, cooperating cities, and metro city(s). Priorities differ for each of the three formula grants. CDBG funds (refer to above table) were distributed using a "fair-share" formula, which is based on a formula that accounts for population levels,

overcrowding, and poverty. Households with incomes below 80 percent of the Area Median Income (AMI) and particularly those with extremely low-incomes (less than 30 percent of area median income), are particular priorities. Priority is given to CDBG projects that benefit the greatest percentage of low/moderate-income persons, both as Low/Mod Area (LMA) or Low/Mod Clientele (LMC). Some service providers in the County may not always be located in low/moderate-income census tracts yet their services are designed and intended for low/moderate income clients. These may include clinics, food pantries, senior centers, health care facilities, etc. Approximately 80% of the County's CDBG allocation was divided among the fourteen participating cities, Metro City, and County unincorporated areas. HOME funds were not allocated geographically. HOME-funds were made available county-wide through an application process with 91% targeting the unincorporated areas of the County and the cooperating cities with no priority area given distinction. ESG funds are awarded county-wide through a competitive process following federal guidelines. The County consults with the CoC to provide ESG funding recommendations in order to work in collaboration in targeting efforts to those that are homeless or at-risk of becoming homeless to eliminate and prevent homelessness. In 2016-17 approximately 93% of ESG funding addressed a wide range of issues related to homelessness within the Continuum of Care (CoC).

Leveraging

Explain how federal funds leveraged additional resources (private, state and local funds), including a description of how matching requirements were satisfied, as well as how any publicly owned land or property located within the jurisdiction that were used to address the needs identified in the plan.

The County leverages its CDBG, HOME, and ESG funds with other resources to increase the impact upon housing, community development, and homelessness issues. Given the extent and level of housing and other community and economic development needs in Riverside County, it is essential that the limited resources made available through the CPD programs be leveraged with other resources. Many of the most successful affordable housing projects, community facilities, and public service programs were leveraged with other funds.

The CDBG regulations do not require a funding match for the program; however, the County strongly encourages leveraging of CDBG funds and gives priority consideration in the evaluation of proposed activities that leverage CDBG with other funding. Applicants requesting funds to support its programs and projects are asked to provide documentation of other funding sources they will use as leveraging to meet their needs. Examples of leveraging can be in the form of land; other Federal, State, or local government assistance; in-kind services; donations; private resources; or other subsidized financing. In the participating cities, CDBG funds are matched with city general funds and other local resources.

Two of the CPD-funded programs, HOME and ESG, both have matching fund requirements. Both of these regulatory matching requirements ensure the efficient use of the Federal funds through leveraging. The Emergency Solutions Grant program has a mandatory 100% “matching grant” requirement for sub recipients. The County’s ESG grant funds were matched more than six times its ESG allocation with Federal, State, local, and other private resources.

The leveraging of public and private funds is critical to the success of HOME projects. In order to provide sufficient financial support, most HOME projects require layered funding. HOME Program regulations require a twenty-five percent (25%) non-Federal match for every HOME dollar expended. Funds set-aside for program administration and for Community Housing Development Organization (CHDO) technical assistance/capacity building is exempt from this matching requirement. The match must be met by the end of the Federal FY in which the expenditure occurred. This requirement is not project-specific but rather program-wide.

HOME funds were leveraged through the use of gap financing. Developers identified and secured primary funding sources prior to allocations being awarded. HOME funds were leveraged and matched with low income housing tax credits, former redevelopment low income housing funds, Federal Home Loan Bank Affordable Housing Program (AHP) funds, California Housing Finance Agency (CalHFA) funds, HCD Veterans Housing and Homeless Prevention funds, Housing Authority of the County of Riverside owned land and Project Based Vouchers, HUD Veterans Affairs Supportive Housing, and U.S. Department of

Agriculture California Department of Housing and Community Development Farm Worker Housing Grant Program.

The FY 2016/2017 25% minimum HOME matching requirement was \$777,566; the County met and exceeded its match obligation with a total of \$3,539,208 in match funds. The excess match to be carried over to the next FY is \$97,286,181.

Fiscal Year Summary – HOME Match	
1. Excess match from prior Federal fiscal year	\$94,524,539
2. Match contributed during current Federal fiscal year	\$3,539,208
3. Total match available for current Federal fiscal year (Line 1 plus Line 2)	\$98,063,747
4. Match liability for current Federal fiscal year	\$777,566
5. Excess match carried over to next Federal fiscal year (Line 3 minus Line 4)	\$97,286,181

Table – Fiscal Year Summary - HOME Match Report (Note: Match is based on Federal Fiscal Year (October 1 – September 30), NOT the grantee's program year.)

Match Contribution for the Federal Fiscal Year								
Project No. or Other ID	Date of Contribution	Cash (non-Federal sources)	Foregone Taxes, Fees, Charges	Appraised Land/Real Property	Required Infrastructure	Site Preparation, Construction Materials, Donated labor	Bond Financing	Total Match
Vista Rio (IDIS# 5791)	05/02/2017	631,467	0	0	0	0	0	631,467
Cesar Chavez II (IDIS#5958)	06/16/2017	2,907,741	0	0	0	0	0	2,907,741

Table 5 – Match Contribution for the Federal Fiscal Year

HOME MBE/WBE report

Program Income – Enter the program amounts for the reporting period				
Balance on hand at beginning of reporting period \$	Amount received during reporting period \$	Total amount expended during reporting period \$	Amount expended for TBRA \$	Balance on hand at end of reporting period \$
\$27,431	\$602,974	\$259,290	\$0	\$376,174

Table 6 – Program Income

Minority Business Enterprises and Women Business Enterprises – Indicate the number and dollar value of contracts for HOME projects completed during the reporting period						
	Total	Minority Business Enterprises				White Non-Hispanic
		Alaskan Native or American Indian	Asian or Pacific Islander	Black Non-Hispanic	Hispanic	
Contracts						
Dollar Amount	7,119,028	0	0	0	0	7,119,028
Number	2	0	0	0	0	2
Sub-Contracts						
Number	13	0	1	0	2	5
Dollar Amount	1,190,933	0	284,840	0	223,089	683,004
	Total	Women Business Enterprises	Male			
Contracts						
Dollar Amount	7,119,028	0	7,119,028			
Number	2	0	2			
Sub-Contracts						
Number	13	1	12			
Dollar Amount	1,190,933	10,662	1,180,271			

Table 7– Minority Business and Women Business Enterprises

Minority Owners of Rental Property – Indicate the number of HOME assisted rental property owners and the total amount of HOME funds in these rental properties assisted						
	Total	Minority Property Owners				White Non-Hispanic
		Alaskan Native or American Indian	Asian or Pacific Islander	Black Non-Hispanic	Hispanic	
Number	0	0	0	0	0	0
Dollar Amount	0	0	0	0	0	0

Table 8 – Minority Owners of Rental Property

Relocation and Real Property Acquisition – Indicate the number of persons displaced, the cost of relocation payments, the number of parcels acquired, and the cost of acquisition						
Parcels Acquired		0		0		
Businesses Displaced		0		0		
Nonprofit Organizations Displaced		0		0		
Households Temporarily Relocated, not Displaced		0		0		
Households Displaced	Total	Minority Property Enterprises				White Non-Hispanic
		Alaskan Native or American Indian	Asian or Pacific Islander	Black Non-Hispanic	Hispanic	
Number	0	0	0	0	0	0
Cost	0	0	0	0	0	0

Table 9 – Relocation and Real Property Acquisition

CR-20 - Affordable Housing 91.520(b)

Evaluation of the jurisdiction's progress in providing affordable housing, including the number and types of families served, the number of extremely low-income, low-income, moderate-income, and middle-income persons served.

	One-Year Goal	Actual
Number of homeless households to be provided affordable housing units	15	56
Number of non-homeless households to be provided affordable housing units	16	15
Number of special-needs households to be provided affordable housing units	0	0
Total	31	71

Table 10 – Number of Households

	One-Year Goal	Actual
Number of households supported through rental assistance	15	279
Number of households supported through the production of new units	11	22
Number of households supported through the rehab of existing units	5	7
Number of households supported through Acquisition of Existing Units	0	0
Total	31	308

Table 11 – Number of Households Supported

Discuss the difference between goals and outcomes and problems encountered in meeting these goals.

Table 11 – Progress is being made towards the number of homeless households provided affordable housing units. In FY 2016/17, in partnership with the Housing Authority of the County of Riverside, the County assisted 56 homeless households through TBRA. The County assisted 15 non-homeless households through the County's First-Time Home Buyer program.

Table 12 – Progress is being made towards the number of households supported through Rental Assistance. In FY 2016/17, in partnership with the Housing Authority of the County of Riverside, the County assisted 279 households through its Security Deposit Assistance program funded through

HOME. The County also assisted in the rehabilitation of 7 units for Orange Blossom III Apartments (restricting 2 HOME units for low-income households whose incomes do not exceed 60% and 5 HOME units for low-income households whose incomes do not exceed 80% AMI).

Discuss how these outcomes will impact future annual action plans.

Future Annual Action Plans will provide additional information on program changes that are currently in development as the County continues to determine the needs of residents in Riverside County.

Include the number of extremely low-income, low-income, and moderate-income persons served by each activity where information on income by family size is required to determine the eligibility of the activity.

Number of Persons Served	CDBG Actual	HOME Actual
Extremely Low-income	3	246
Low-income	153	121
Moderate-income	100	12
Total	256	379

Table 12 – Number of Persons Served (Refer to Appendix- PR23-Housing)

Narrative Information

The County partnered with The Coachella Valley Housing Coalition (CVHC) on two self-help projects (Sunset Springs and North Shore) to build single-family homes for 22 households (5 extremely low-income, 15 low-income, and 2 moderate-income). In partnership with the Housing Authority of the County of Riverside, the County assisted 56 households through its TBRA program (53 extremely low-income and 3 low-income). The County also assisted 279 households through its SDA program (188 extremely low-income and 91 low-income). The Orange Blossom III project assisted 7 households (7 low-income). The County's First Time Home Buyer program assisted 15 low income households to purchase homes.

The City of Canyon Lake, together with the Neighborhood Housing Services of the Inland Empire (NHSIE) expended a total of \$9,200 in CDBG funds to provide grants to five (5) low-income households for home improvements to owner-occupied residential properties.

Habitat for Humanity, a CDBG subrecipient, provided preventative home maintenance and critical home repair services for five (5) low-income households, expending \$44,403 in 2016-17. The program provides minor and critical home repairs such as painting, landscaping, fence repair, air conditioner installation, water heater, and roof repairs.

GRID Alternatives provided training in energy efficiency and installation of solar electric systems meeting the national objective of benefiting 2 low-to moderate-income families.

The County of Riverside Economic Development Agency's Neighborhood Enhancement Unit (NEU) provides exterior repair of stick-built, and modular (attached to private land) owner-occupied, single-family residences. Grants are for the cost of repairs relative to the health, safety, and Housing Quality Standards of a property as defined by US Department of Housing and Urban Development. Six (6) low-moderate income households benefited from this program. A total of \$292,405.34 in CDBG funds were expended in 2016-17.

CR-25 - Homeless and Other Special Needs 91.220(d, e); 91.320(d, e); 91.520(c)

Evaluate the jurisdiction's progress in meeting its specific objectives for reducing and ending homelessness through:

- **Reaching out to homeless persons (especially unsheltered persons) and assessing their individual needs:**

The County of Riverside Continuum of Care (CoC) conducts outreach to homeless persons (especially unsheltered persons and chronic homeless) and assesses their individual needs in partnership with the County of Riverside Department of Public Social Services (DPSS), the Collaborative Applicant for the CoC, and housing and service partners that make up the CoC membership. The CoC Governance Structure engages more than 100 member agencies representing diverse sectors of government, business, law enforcement, housing and homeless providers, education, and others.

The Riverside County 2017 Point-In-Time Homeless Count and Survey, conducted on January 4, 2017, identified a total of 2,406 homeless individuals; of that 1,638 were unsheltered and 768 sheltered. Data collected during the count reflects a snapshot of Riverside County's homeless population at one particular point in time. Among the unsheltered homeless population, the highest subpopulation groups were persons that reported using drugs (40.87%), having a physical disability (34.48%), and having a mental health condition (27.39%). Recovery services and the Riverside University Health System Behavioral Health continue to work collaboratively with the CoC to increase the number of permanent supportive housing beds that are available for persons suffering with mental health and substance abuse problems. In addition, HUD has made it a priority that the number of beds for the chronically homeless be increased.

The HUD CoC Program funding continues to prioritize the creation of new permanent housing beds for homeless individuals and families throughout the county. For FY 2016-2017, the CoC was awarded \$526,501 in permanent housing bonus dollars that will add an additional 32 permanent supportive housing beds dedicated for the chronically homeless. The majority of these beds have been "leased up" with unsheltered homeless people, including those who are chronically homeless.

The County of Riverside CoC, a network of homeless service providers, has made an impact on helping to eliminate homelessness. Specifically, the CoC implemented programs that have shown promise in placing chronically homeless people into permanent housing first following up with services that address barriers that can keep a person homeless. The CoC also strengthened coordination among the network of providers and increased funding focused on helping individuals and families who are homeless become "rapidly re-housed" through temporary, one-time assistance.

The County of Riverside CoC has implemented and developed a Coordinated Entry System (CES) to link homeless families and individuals with the appropriate assistance they need to end homelessness. A CES Advisory Team, with the assistance of outreach workers, housing navigators, housing case managers, and others, formed to develop written standards, policies, and guidelines for the CES. The Advisory Team is made up of representatives from providers of permanent supportive housing, rapid re-housing, emergency shelter, and transitional housing (TH). The CES covers a large geographic area, is easily accessed by individuals and families seeking housing or services, is well advertised, and includes a comprehensive and standardized assessment tool. The Riverside University Health System – Behavioral Health (formerly the County of Riverside Department of Mental Health) is the lead agency responsible for implementing the County's Coordinated Entry System.

In 2015, the County of Riverside DPSS received a \$1,402,943 state grant to increase MediCal outreach and enrollment of difficult-to-reach populations, including increasing enrollment of homeless persons in the Affordable Care Act (ACA). For FY 2016-2017, DPSS continues to partner with local community based organizations like the nonprofit medical clinic, Health to HOPE, to conduct MediCal outreach to groups least likely to access healthcare, including unsheltered homeless individuals.

In addition, the Emergency Food and Shelter Program (EFSP) administered through a local board made up of community representatives from United Way, Salvation Army, Catholic Charities, the National Council of Churches of Christ, local Native American Tribal members, American Red Cross, and the CoC, continues to fund providers who serve families in immediate crises. This funding helps supplement providers with additional resources for motel vouchers, rental assistance, and emergency mass shelter and food. In 2016 the EFSP Local Board was awarded, \$1,191,406 toward these services, this includes \$128,865 allocated for seasonal emergency cold weather shelter beds, in addition to the established year-round shelter beds provided by county general and Emergency Solutions Grant funding.

The Department of Public Social Services (DPSS) is the HUD grantee responsible for a centralized or coordinated Homeless Management Information System (HMIS), for the County of Riverside CoC and the HMIS Lead Organization. DPSS has the responsibility to establish, support, and manage an HMIS in a manner that will meet HUD's standards for quality, privacy, security, and other requirements for organizations participating in HMIS. The HMIS is a mandatory comprehensive and standardized assessment tool used to collect client-level data and data on the provision of housing and services to homeless individuals and families and persons at risk of homelessness.

Victim service providers are prohibited from entering client-level data into an HMIS; instead they must use a comparable database to collect client-level data over time and generate unduplicated aggregate reports based on that data.

The County and its subrecipients work with the CoC to ensure the screening, assessment, and referral of program participants are consistent with the written standards. The County will continue to coordinate and collaborate with the CoC and other key stakeholders in order to foster a comprehensive, community-wide coordinated assessment process and HMIS that ensures a seamless coordination of services and funding streams.

- **Addressing the emergency shelter and transitional housing needs of homeless persons:**

The County's CoC, Emergency Solutions Grant (ESG) funders, and recipients collaborate and coordinate to avoid duplication of services and to provide the most effective use of HUD funding. The County of Riverside CoC has established quality standards for emergency shelter and performance standards for shelter and transitional housing. All projects are evaluated annually to identify any performance issues and to provide technical support to adequately administer the projects.

The County provided \$1,668,576 from general funds to support four emergency shelters in the County, one seasonal cold weather shelter and the West Valley Navigation project that provides crisis stabilization housing, rapid rehousing, homeless prevention, and diversion services for eastern Riverside County after the closure of Roy's Desert Resource Center, a county supported homeless shelter in Palm Springs. The 2017 Housing Inventory Count (HIC), reported a total of 634 year-round emergency shelter beds countywide, of which 65 beds are for winter shelter beds/nights and 2 overflow beds. The Transitional Housing (TH) total year-round beds are 220, a decrease of 357 beds. This is due to the reallocation of TH to rapid re-housing or permanent supportive housing. The number of permanent supportive housing beds is 1,617, an increase of 594 beds.

The goal was to continue to maintain emergency shelter beds for single adults who are chronically homeless and for families who may or may not be chronically homeless. ESG funded emergency shelters had 199,315 emergency shelter bed-nights available in fiscal year 2016-2017 with 168,900 bed-nights provided to homeless individuals in Riverside County. This represents an overall utilization of 84.74%. County ESG funds provided \$377,998 to emergency shelters. In addition, HMIS data is reviewed to determine whether people are staying in programs, whether they are exiting to permanent housing, and whether they are increasing their incomes.

In complying with HEARTH requirements, the County of Riverside EDA, in coordination with the CoC, has reassessed the shelter programs currently receiving ESG funding. In FY 2016/2017, 60% of ESG funds were used to provide outreach and emergency shelter and 33% for rapid re-housing and homelessness prevention activities. The future direction is to increase the percentage of rapid re-housing. The ESG Written Standards were updated to include additional requirements for complying with the Coordinated Entry System (CES), working toward a low-barrier approach to housing, and participate in a data sharing

network. ESG recipients are required to utilize the Coordinated Intake and Assessment System provided through County of Riverside CoC. Participating agencies are responsible for engaging chronically homeless individuals and families through a standardized vulnerability assessment and intake process and prioritizing so those who are at highest risk receive the most appropriate and immediate intervention rather than a "first come, first serve" approach.

In the 2017 HUD-CoC Program Competition, HUD still encourages CoC's to carefully review the transitional housing projects within their geographic area for cost-effectiveness, performance, and for the number and type of eligibility criteria to determine if rapid re-housing might be a better model for the CoC's geographic area. As part of the 2017 CoC annual competition, HUD introduced a new housing component: Transitional Housing to Rapid Rehousing (TH to RRH) and encourages continuums to consider if this component can help transitional housing programs increase their exits to permanent housing. Riverside County Continuum of Care, under the guidance from the Board of Governance, determined that based on 2017 point-in-time data that showed an increase of 17% in the unsheltered, chronic homeless population, the Continuum will stay the course to continue prioritizing resources for additional permanent supportive housing beds as an effective way to end chronic homelessness in Riverside County.

- **Helping homeless persons (especially chronically homeless individuals and families, families with children, veterans and their families, and unaccompanied youth) make the transition to permanent housing and independent living, including shortening the period of time that individuals and families experience homelessness, facilitating access for homeless individuals and families to affordable housing units, and preventing individuals and families who were recently homeless from becoming homeless again:**

HUD requires all CoC's to utilize the System Performance Measures (SPM) to help communities gauge their progress in preventing and ending homelessness and provide a more complete picture of how well a community is achieving this goal. The SPM includes: reducing the number of homeless individuals and families, reducing the number of first time homeless, length of time homeless, successful permanent housing placement or retention, returns to homelessness, jobs, and income growth.

DPSS, the CalWORKs administrator for the County, was successful in receiving over \$1 million through the CDSS as part of the Family Stabilization Program (FSP) receiving a set-aside of CalWORKs dollars that can be used for rapid re-housing activities. This funding will provide rapid re-housing for up to 200 families annually. DPSS renewed the funding for FY 2016-2017 and will continue to provide housing support to CalWORKs families experiencing homelessness

To help homeless people make the transition to permanent housing, the County of Riverside CoC has increased the number of permanent housing beds in the county by increasing rapid re-housing assistance (through ESG and CoC Program funds), that gives short-term rental assistance and support services for housing location and stability; and permanent supportive housing (through CoC Program funds).

In the 2016 HUD CoC Program Consolidated Application, the CoC was able to create 83 new permanent supportive housing beds through the reallocation process and also by applying for \$526,521 in permanent supportive housing bonus funds. In the County's 10-year-plan, the goal was to increase PSH by 500 beds the first 5 years. For FY 2016-2017, there will be 1,617 PSH and 277 rapid re-housing beds countywide.

The U.S. Department of Veterans' Affairs (VA) continues to provide funding for the Veterans Affairs Supportive Housing (HUD-VASH) program that provides rental assistance for homeless veterans and the Supportive Services for Veteran Families (SSVF) program that provides a range of supportive services to eligible Veteran families that are designed to promote housing stability.

Veterans Affairs Supportive Housing Program (VASH)

The VASH program is a partnership between HUD and the VA to provide Section 8 vouchers to homeless veterans with the goal of ending homelessness among veterans. Locally, the VASH program is a partnership between HACR and the Loma Linda VA Medical Center. This program has provided assistance to 736 veteran households since its inception in 2009. There are currently a total of 549 veterans who are actively leased and/or are currently searching for a unit. The program has the capacity to serve 589 veterans. Two non-profit veteran agencies, Lighthouse Social Service Centers and U.S. Veterans Initiative received about \$3 million in Supportive Services for Veterans and their Families (SSVF) through the VA.

The Housing Authority of the County of Riverside partners with the CoC to provide the following housing program for homeless individuals/families:

1. HOPWA Program

The City of Riverside is the Grantee of the HOPWA formula funding for both Riverside and San Bernardino County. The HACR, as the Project Sponsor, administers the HOPWA grant throughout Riverside County. The goal of the HOPWA program is to prevent homelessness to individuals and/or families that have AIDS/HIV+, by providing long-term rental assistance through the Housing Options Program and Short Term Rental, Mortgage, and Utility Assistance through subcontractors in the community that serve this population. Eighty-six HOPWA individuals and families were assisted through the Tenant Based Rental Assistance Program and 3 condominiums were acquired to provide housing to HOPWA individuals and families.

2. Shelter Plus Care Program

This program has the capacity to provide 118 units of housing for homeless persons with disabilities. Applicants are referred to the HA by the County of Riverside's Coordinated Entry System, and supportive services are provided through the Department of Behavioral Health, Foothill Aids Project, and Desert Aids Project.

3. Project HOME II

Project HOME provides a one year transitional rental subsidy to assist individuals and families at-risk of homelessness or experiencing homelessness maintain and/or obtain permanent rental housing. Program

services include: housing navigation; move-in assistance; a 12 month rental subsidy; housing case management; and the coordination of other supportive services to assist the household in reaching self-sufficiency. Forty (40) households were serviced in FY16/17. An additional thirty (30) households will be served through FY 17/18.

4. Cal-Works Housing Support Program (HSP)

The HSP program is a new program which addresses the housing needs of homeless families currently receiving TANF assistance. The program is collaboration between DPSS and HACR. HACR provides housing navigation, housing counseling and short/medium term rental subsidies in an effort to stabilize these families as quickly as possible. This allows them to take advantage of the TANF related services provided by DPSS. The program placed 182 households in permanent housing during FY16/17 and plans to service 225 households in FY17/18.

- **Helping low-income individuals and families avoid becoming homeless, especially extremely low-income individuals and families and those who are: likely to become homeless after being discharged from publicly funded institutions and systems of care (such as health care facilities, mental health facilities, foster care and other youth facilities, and corrections programs and institutions); and, receiving assistance from public or private agencies that address housing, health, social services, employment, education, or youth needs:**

In 2016-17, the County received \$1,191,406 through the Emergency Food and Shelter Program which included \$458,364 for rental assistance, \$277,825 for mass/emergency shelter, and \$153,874 for motel vouchers to help prevent families from becoming homeless.

The CoC membership continues to fund and seeks additional funding to assist homeless persons and families make the transition to permanent housing and independent living. As mentioned previously, the CoC has developed an implementation plan for a Coordinated Entry System which seeks to prioritize the scarce, federally funded permanent housing resources for individuals and families experiencing the longest lengths of homelessness and greatest service needs first using a street outreach model, coupled with a common/shared assessment, and coordinated entry process into Permanent Supportive Housing. In the 2016 HUD CoC Program Consolidated Application, \$500,000 in renewal funding was awarded to the Riverside University Health System (RUHS) Behavioral Health to implement and operate the County's Coordinated Entry System.

The ESG program places greater emphasis on helping people quickly regain stability in permanent housing after experiencing a housing crisis and/or homelessness. This is accomplished by providing homeless persons with homelessness prevention, basic shelter and essential supportive services, and rapid re-housing to promote decent and affordable housing, a suitable living environment, and economic opportunities. ESG funds were used for a variety of activities, including: rapid re-housing and homeless prevention activities, emergency shelter, operations and maintenance of facilities, essential supportive services, and street outreach. ESG performance standards follow the requirements found at 24 CFR Part 576 including, measures to evaluate the effectiveness of the program and measures to assess how well the program serves the targeted population. Sub-recipients receiving funding from the County are evaluated based on written standards and guidelines. This includes reductions in the number of homeless

persons living on the streets and in shelters, the number of persons who do not re-enter the shelter or supportive housing system within one year, and the number of persons exiting with permanent housing.

Performance standards for evaluating ESG activities were developed in consultation with the CoC, providers, and other organizations. The HMIS system is used to track, evaluate, and report ESG funded activities.

The County primarily utilized ESG funds to provide services to end homelessness. A small amount of CDBG funding, \$57,572, was used as leveraging to fund six (6) non-profit organizations that provide direct services to homeless and those at-risk of becoming homeless.

CR-30 - Public Housing 91.220(h); 91.320(j)

Actions taken to address the needs of public housing

HACR annually plans modernization and rehabilitation activities through its Capital Fund program. The Capital Fund program is responsible for maintaining and modernizing the Housing Authority's existing public housing buildings and grounds.

During the 2016/2107 fiscal year, the following projects were started and/or completed:

- Replacement and installation of energy efficient HVAC units, air supply ducts, high efficiency on-demand tank-less water heaters, energy efficient windows and doors, and increased attic insulation in 12 units at Beaumont Grove Apartments. In addition, a single vehicle garage was demolished for the installment of a 600 square foot maintenance storage building to service multiple public housing sites.
- Increased attic insulation in 22 units at Broadway Manor Apartments and 16 units at Fairview Lakes Apartments.
- Replacement and installation of energy efficient HVAC units and air supply ducts in 4 units at Highland Park Place Apartments.
- Replacement and installation of energy efficient HVAC units and air supply ducts at 4 single family homes on Sherman in Moreno Valley.
- Kitchen and bathroom remodels. Installed new cabinets, flooring, appliances, bath fixtures, vanities, toilets and sinks at 14 units at the Banning Townhomes.
- Increased attic insulation in 42 units at Quinto Del Sol Apartments, 14 units at Corregidor Manor, 20 units at Aladdin Apartments and 53 units at Thermal I & Thermal II Apartments.

In addition to this modernization and rehabilitation work, the Housing Authority was approved by HUD for the Rental Assistance Demonstration (RAD) project and on October 1, 2016 converted its public housing stock to long-term project based Section 8 contracts. This conversion will allow the Housing Authority to leverage Federal appropriations with other private and public capital to finance much needed rehabilitation and preserve these assets as affordable housing. Residents will gain the choice to move

with tenant-based rental assistance within a reasonable time after conversion.

Actions taken to encourage public housing residents to become more involved in management and participate in homeownership

In order to encourage and improve communication between PHA staff and residents, the following was implemented:

- Staff conducted “knock and talks” with residents when performing site visits. Asked the residents if they had any concerns to be addressed.
- Two resident meetings were held, one in the Housing Authority’s Riverside office and one in the Indio office, for outreach purposes and to encourage community involvement.
- Resident Concern Forms were available in respective manager’s offices and at the Housing Authority. One is given to residents at their annual inspection and at their initial leasing appointment.
- Customer Service Surveys were available to residents at Housing Authority office appointments. For the 2016 calendar year, 769 surveys were turned in with 5,316 survey questions answered. Overall results were 98% favorable.

HACR operates on the premise that affordable housing is not the end goal for a family but a stepping stone to reach full sufficiency to market rate housing. The ultimate goal is for the agency’s families to successfully graduate to homeownership. To actively engage residents in this goal the agency has taken the following actions:

1. Regular engagement of residents via onsite managers and through specialized self-sufficiency coaches funded through HUD’s Resident Opportunity and Self-Sufficiency (ROSS) program.
2. Providing outreach and information to all Public Housing residents on community homeownership initiatives and credit counseling agencies.
3. Working collaboratively with our local Habitat for Humanity to provide public housing residents with targeted homeownership opportunities.
4. The County’s First Time Home Buyer (FTHB) program and Mortgage Credit Certificate (MCC) program are available to assist in homeownership.

The implementation of grant funded ROSS programs (noted above) at strategic public housing sites to provide one-on-one coaching to families with the goal of increasing the household’s income and assisting the household with attaining homeownership within a three-year period.

Actions taken to provide assistance to troubled PHAs:

HACR has been recognized by HUD as a “High” performer for the last 14 years through the Section Eight Management Assessment Program (SEMAP).

According to HUD, there are approximately 3,300 public housing agencies (PHAs) in the United States.

SEMAP is used to remotely measure performance and administration of the housing choice voucher program. SEMAP was designed to improve program performance and helps HUD to target monitoring and assistance to PHA programs that need the most improvement. SEMAP measures 14 key areas of performance to show whether PHAs help eligible families to afford decent rental units at a reasonable subsidy cost as intended by Federal housing legislation.

The 14 key indicators of PHA performance are:

1. Proper selection of applicants from the housing choice voucher waiting list
2. Sound determination of reasonable rent for each unit leased
3. Establishment of payment standards within the required range of the HUD fair market rent
4. Accurate verification of family income
5. Timely annual reexaminations of family income
6. Correct calculation of the tenant share of the rent and the housing assistance payment
7. Maintenance of a current schedule of allowances for tenant utility costs
8. Ensure units comply with the housing quality standards before families enter into leases and PHAs enter into housing assistance contracts
9. Timely annual housing quality inspections
10. Performing of quality control inspections to ensure housing quality
11. Ensure that landlords and tenants promptly correct housing quality deficiencies
12. Ensure that all available housing choice vouchers are used
13. Expand housing choice outside areas of poverty or minority concentration
14. Enroll families in the family self-sufficiency (FSS) program as required and help FSS families achieve increases in employment income.

HUD will annually assign each PHA a rating on each of the 14 indicators and an overall performance rating of high, standard, or troubled. If a PHA does not perform adequately on any of the 14 indicators or is assigned an overall performance rating of troubled, these cases require corrective action. HUD will conduct on-site reviews of PHAs rated troubled to assess the magnitude and seriousness of the problems. The PHA must implement a thorough corrective action plan that HUD will monitor, to ensure improvement in program management.

In FY 2015-16, HACR scored 100 points out of 100 to achieve a “High” performer designation. The HACR is currently awaiting for HUD to issue the score for FY 2016-17 and anticipates receiving a score of at least 90 since the HACR has consistently scored above 90 points for the past 14 years.

CR-35 - Other Actions 91.220(j)-(k); 91.320(i)-(j)

Actions taken to remove or ameliorate the negative effects of public policies that serve as barriers to affordable housing such as land use controls, tax policies affecting land, zoning ordinances, building codes, fees and charges, growth limitations, and policies affecting the return on residential investment. 91.220 (j); 91.320 (i)

The dissolution of redevelopment agencies fundamentally altered affordable housing finance in California. Redevelopment funds provided a fairly predictable source of funds for affordable housing development. HACR housing developers are now left with access to the County's CDBG and HOME funding. Affordable housing developers must become even more strategic in negotiating a successful critical path in their efforts to increase the supply of affordable housing.

The County uses a multi-faceted strategy to address barriers to affordable housing. Limited resources dictate that strategies be focused on the most effective tools possible. A major focus involves the use of both financial and processing assistance to maximize as many housing units as possible. This approach allows the County to quantify affordable housing production and make adjustments to development strategies as necessary.

The County assistance includes implementation of the following programs:

Project Ombudsman: This program involves the designation of a staff liaison or Ombudsman to work with affordable housing developers and their representatives.

Gap Financing: Gap financing offers financial assistance in the form of grants; or below market-interest rate loans; and other favorable repayment terms.

Fee Subsidies: Under certain circumstances, the County will subsidize the payment of development fees.

Waivers of Development Mitigation Fees: Under County Ordinance Number 659 fee waivers can be granted for publicly subsidized affordable housing projects.

Public Opposition as a Barrier to Affordable Housing: The County will continue to educate the public about the social and economic benefits of affordable housing.

Fair Housing as a Barrier to Affordable Housing: The County will continue to affirmatively further fair housing county-wide.

Tax Policies: The County keeps property taxes at a minimum and does not have a residential or business utility tax.

Fast Track and Priority Processing: The intent of this program is to expedite the construction of affordable housing projects through all phases of the approval process.

Additionally the County's Planning Department and the EDA/HACR coordinated the preparation of the Housing Element, with comprehensive housing policies, goals, and programs. The Housing Element includes an analysis of existing and projected housing needs; an analysis of potential governmental constraints; residential land inventory; housing policies; programs; and quantified objectives to address housing needs.

Actions taken to address obstacles to meeting underserved needs. 91.220(k); 91.320(j)

One of the most important steps in addressing obstacles to community development is identification, assessment, and evaluation. In Riverside County, obstacles for CPD-funded activities include location and logistics, language and culture, limited resources, and program restrictions and regulations. Unfortunately, these barriers and challenges hinder the development and implementation of important programs and facilities intended to serve those most in need.

As in most jurisdictions, the largest obstacle to meeting underserved needs is funding. Development and service provision costs have been increasing causing a larger gap between funding and need. To address this obstacle, the County strongly encourages its own agencies as well as cooperating cities and other sub-recipients to seek other resources, collaborate and build new partnerships, and to leverage additional funding whenever possible from local, State, Federal, and private sources. The County urges CPD-funded programs and services to be flexible, while at the same time to be as efficient and effective as possible to achieve expected performance outcomes.

Riverside County is geographically very large: Many of the targeted lower-income communities are located in remote rural areas, suburban fringe areas, and within large urban settings. An effective tool used by the County is the community-based forum. These include the Community Councils and Municipal Advisory Councils. These non-elected public bodies provide ideal forums for residents and other stakeholders to express their concerns and assess community development needs. Also, the County and other organizations have the opportunity to directly discuss programs, plans, and projects during these meetings.

The County encourages the participation of all its citizens, including reaching out to minorities and non-English speaking persons, previously and current homeless persons, and persons with disabilities. To provide additional assistance, the County and nearly all CPD sub-recipients have bilingual staff sensitive to cultural traditions, issues, and values. The County makes every effort to ensure that Limited English Proficient (LEP) persons have meaningful access to federally funded programs and services as is required under Title VI of the Civil Rights Act of 1964. In areas where the County has determined that there is a substantial non-English speaking population within its jurisdiction, public notices, including notifications of funding cycles and Citizen Participation meetings, are published in English and in the appropriate language(s). Additionally, it is the policy of Riverside County that there shall be no discrimination against persons because of race, religion, age, creed, color, sex, disability, sexual orientation, national origin, marital status, veteran's status or political belief or affiliation, and that equal opportunity and access to facilities shall be available to all. The County is committed to providing equal access in its programs, services, and activities for all persons, including persons with disabilities. Special accommodations or materials in alternative format, as required by Title II of the Americans with Disabilities Act (ADA) of 1990, are available upon request.

County staff have also responded to increased programmatic and administrative demands by creating greater internal efficiencies and realigning program and service delivery internally and within its provider

network. Staff worked collaboratively with County officials, as well as with other County departments to identify projects that met Federal community development program eligibility and timely draw down requirements. Staff continues to fine-tune this approach to help ensure projects are ready to go and project funds are spent quickly and effectively.

Actions taken to reduce lead-based paint hazards. 91.220(k); 91.320(j)

Riverside County continues to implement various lead-based paint programs through the Department of Environmental Health (DEH).

Childhood Lead Poisoning Prevention Program:

The Riverside County Departments of Environmental Health (DEH) and Public Health (PH) work in conjunction to test and identify children who have been exposed to lead. A total of 66 households were assisted through this program, resulting in 25 environmental investigations, during fiscal year 2016.

Lead Hazard Reduction Compliance and Enforcement Program:

State law, as implemented by Senate Bill 460, grants authority to local health departments to require the enforcement and prosecution of persons who refuse to abate lead hazards in housing occupied by low-income families with children. The Lead Hazard Control Program is funded under this grant and implements SB 460 which allowed changes to State health and housing laws to make creating lead hazards a crime. Three lead-based paint complaints were investigated by the DEH during fiscal year 2016.

The County of Riverside will continue to actively operate, subject to the availability of funding lead reduction programs as well as outreach and educational programs.

Actions taken to reduce the number of poverty-level families. 91.220(k); 91.320(j)

The County continues its efforts to promote HUD Section 3 contracting and hiring for both the CDBG and HOME programs. The County requires all contractors with either CDBG or HOME-funded construction contracts of \$100,000 or more to comply with Section 3 requirements (24 CFR Part 135) - directing their hiring efforts to include low-income residents and Section 3 businesses. For 2016/2017, there were no reported Section 3 hiring's or subcontracting for the HOME program. For 2016-2017, there was one (1) Section 3 hiring or subcontracting and two (2) Section 3 businesses reported for the CDBG program.

The County recognizes the long-term benefits of investing in economic development. Job creation, microenterprise assistance, business finance assistance, and technical assistance to businesses are all classified as economic development. The County funds and supports activities that create and retain jobs and have a direct community and financial impact. Activities undertaken in program year 2016-2017 utilized funds in an effort to reduce persons in poverty and improve the quality of life and economic

stability for residents; either directly or indirectly. Both the CDBG funded economic development loan program and small business loan program are now fully implemented for the 2017-18 program year.

Economic Development for Riverside County is a collaborative partnership between the County's Economic Development Agency (EDA), its 28 cities, and several regional Economic Development Corporations for the purposes of implementing business attraction and retention programs. The partnership is called Team Riverside County (TRC). Collaboration and leveraging financial and human resources are the cornerstone principles guiding the program. TRC's main objectives are to promote Riverside County's business opportunities to national and international markets, develop effective networks within industry sectors, and lead generation.

Successful project highlights for 2016-17 include:

- Over 24 active projects completed or in process with more than 3,847 jobs and 438 million in capital infusion
- Riverside County's Inaugural Innovation Month brought together entrepreneurs, venture capitalists, UCR, school districts, and government partners was held which included 63 events and a countywide Fast Pitch Competition
- Team Riverside County won two Awards of Merit for the Riverside County Layoff Aversion Program and Riverside Community Hospital Expansion project.
- Calavo/Renaissance Food Group, a large scale food processor purchased a facility in Riverside for food processing bringing with them 200 jobs initially and ultimately 400 jobs.
- UCPath, the University of California's centralized human resources and benefits system, is operational at the March JPA and is actively recruiting for **350** employees in 2017, and another 70 in 2018.
- KTM's North American's headquarters began an expansion of their testing facilities in French Valley which will support their factory teams and bring visitors from around the globe to Riverside County.
- Ampharmco USA purchased and industrial facility in the French Valley area and is manufacturing vitamin supplements creating 60 jobs.
- Prism Aerospace has purchased a facility in Riverside and will be growing to 400 employees over the next couple of years. EDA has been assisting Prism to locate a building, obtain financing, and received \$600,000 in CA Competes Tax Credits.
- Facilitated \$25 million in financing for Linfield Christian School in Temecula to refinance existing debt.

Riverside County Innovation Month

The inaugural Riverside County Innovation Month was held in April and featured 63 innovative and entrepreneurial activities and events designed to showcase Riverside County's Innovation assets. This month-long showcase was coordinated by the County of Riverside Economic Development Agency, several cities, University of California, Riverside, Riverside Community College District, and related organizations to bring awareness to the many areas of innovation and entrepreneurship in the County.

Highlights include:

- UCR EPIC countywide Fast Pitch competition culminating with the finale at the County Administrative Center where 11 entrepreneurs competed for over \$5,000 in prizes. The winner was Blue Social App, a revolutionary mobile app technology company that helps people connect with and get to know the people around them (up to 800ft) using the latest Bluetooth Technology.
- Partnered with the Coachella Valley Small Business Development Center, the East Valley Coalition, and UCR Forecasting & Development to host a Coachella Valley Business Summit featuring Dr. Christopher Thornberg providing an economic forecast for the Valley. Over 275 attendees
- Riverside County EDA signed a partnership agreement with the U.S. Navy to designate the County as a primary partner to facilitate technology transfer to the private sector to create high-tech jobs.
- The Riverside Community College District signed an agreement with NASA for technology transfer and partnership with private industry.

Business Financing

The Economic Development Agency can help facilitate financing for businesses through a variety of programs including:

- Small Business Administration Loans
- Industrial Development Bond Financing for Manufacturers
- EB-5 Foreign Direct Investment
- Venture Capital
- Recycling Market Development Zone Loans

Fast Track

As part of its ongoing effort to become the most business-friendly county in the state, the County of Riverside instituted a strike force of development-related departments to begin a process improvement program designed to assist businesses engaged in the County's land use and permitting processes.

In fiscal year 2016-17, EDA launched **5** new industrial and commercial Fast Track projects delivering the following economic impacts:

- 362 full-time permanent jobs
- \$194.7million capital investment
- \$78.4 million taxable sales

Riverside County Business Center

The Center hosts business assistance seminars including the TriTech Small Business Development Center's Entrepreneur's Bootcamp which was a six-week series on how to start a business. The Center is also used by technology meet-up groups who need an after-hours location for their meetings. The Business Center has hosted over **937** customers including business owners, foreign delegations, and high-tech entrepreneurs.

California Competes Tax Incentive

During this fiscal year, the State of California implemented the California Competes Tax Credit which offers

an income tax credit for companies that are growing and expanding in California. The Economic Development division has actively promoted the tax credit to the business community which this fiscal year has resulted in:

- 12 companies receiving \$10.5 million in tax credits.
- 1,625 jobs will be created
- Over \$167 million capital investment in Riverside County

CR-35 CONTINUED IN APPENDIX F – Action Taken to Reduce the Number of Poverty-Level Families

Actions taken to develop institutional structure. 91.220(k); 91.320(j)

The formation of sustainable partnerships and collaboration is essential to maintain a strong institutional structure for meeting affordable housing, community, social, and economic development needs of low- and moderate-income persons throughout the County. The institutional structure is comprised of various government agencies, participating cities, nonprofit organizations, and other private and public establishments. The relationships and interaction of these organizations as they deliver programs and undertake activities is known as the County's housing and community development delivery system. The County will make every effort to improve institutional structure by continuing to build and improve relationships with local service providers, work with the other local jurisdiction in order to increase collaboration and make processes more efficient and standardized. The County will continue to assist the homeless and those at risk of becoming homeless by supporting non-profits that offer solutions and services to the homeless.

The County's Economic Development Agency is responsible for the administration of the Community Planning and Development programs. Staff is specifically responsible for the administration, implementation, and compliance of programs funded with these sources. The County maintains active partnerships with many other agencies and organizations which is an integral part of the institutional structure and success of the CPD funded projects and programs.

Riverside County Economic Development Agency (EDA)

EDA serves as the lead agency in coordinating and monitoring the use of Federal funds and is responsible for the administration of CDBG, HOME, and ESG programs. CPD funds are allocated within the five Supervisorial Districts, fourteen Cooperating Cities, and one Metropolitan City. Individual staff members have been assigned to work in each of these areas and participate in a variety of activities at the local level.

The Housing Authority of the County of Riverside (HACR)

HACR is empowered under the State Housing Authority Laws to provide safe and sanitary housing for low-income persons. HACR provides the following programs: Section 8 Rent Subsidy Program (9,112 vouchers), Rental Assistance Demonstration (RAD) project (464 units), a Family Self-Sufficiency (FSS) program

(Section 8 participants), Housing Opportunities for Persons With Aids (HOPWA), the Shelter Plus Care program in partnership with Mental Health Department, and also works with the Child Protective Services Division of the Department of Public Services assisting families with children. In addition, the Housing Authority of the County of Riverside (HACR) was designated as the Successor Agency of the redevelopment housing functions. As of February 1, 2012, all RDA housing projects and activities were transferred to HACR.

Community Development Housing Organizations (CHDO)

The County is required to allocate a minimum of 15% of its HOME funds for use by certified Community Housing Development Organizations (CHDOs) for new construction, acquisition, and/or rehabilitation of affordable rental housing. CHDOs are required to recertify with the County annually to be eligible to apply for HOME funds. To recertify, CHDOs must meet the guidelines defined in Section 92.2 of the HOME final rule, 24 CFR part 92.

In allocating CHDO funds, the County requires CHDOs to direct their activities towards very low- and low-income households. These activities include providing affordable housing for low-income households and appropriate housing for elderly and disabled households. The County is in compliance and anticipates exceeding the 15% threshold.

The Coachella Valley Housing Coalition and Riverside Housing Development Corporation are currently certified as CHDOs by the County. The County obligated \$279,720 in CHDO set-aside funds for FY2016/2017. A total of \$262,373 was expended for CHDO funded projects during FY 2016/2017.

The Department of Public Social Services (DPSS)

DPSS is comprised of employees who work collectively and in partnership with community-based organizations to serve the needs of the community. DPSS interacts with people on many levels, thereby impacting their daily lives through child care, education, employment, training, health and human services, homelessness, and housing. The department also serves as the lead agency and grantee for the Riverside County Continuum of Care (CoC) Program.

The DPSS homeless program unit is also the HUD grantee responsible for administering a Homeless Management Information System (HMIS) for the County of Riverside CoC and the HMIS lead organization. DPSS has the responsibility to establish, support, and manage the HMIS in a manner that meets HUD's standards for data quality, privacy, security, and other requirements for organizations participating in HMIS.

Riverside County Continuum of Care (CoC)

The CoC is a network of private and public sector homeless service providers, designed to promote community-wide planning and to improve coordination and integration with mainstream resources and other community programs for people who are experiencing or at-risk of becoming homeless. The goal is

to improve and expand the collection of data countywide, develop performance measurements, and allow for communities to collaborate and to tailor their own program to the particular strengths and challenges within the community.

The present day CoC Program resulted from the Homeless Emergency Assistance and Rapid Transition to Housing Act of 2009 (HEARTH), which consolidated the three separate McKinney-Vento homeless assistance programs (Supportive Housing Program, Shelter Plus Care Program, and Section 8 moderate Rehabilitation SRO Program) into a single grant program. The CoC is designed to organize and deliver housing and services to meet the specific needs of people who are homeless as they move to stable housing and maximum self-sufficiency.

EDA regularly consults and coordinates ESG funding priorities and allocation with the County CoC in addressing the needs of the homeless during the 2016-2017 program year. This joint effort has worked successfully in the past, and EDA pledges its continuing support of the endeavor.

CR-35 CONTINUED IN APPENDIX F – Actions to Develop Institutional Structure

Actions taken to enhance coordination between public and private housing and social service agencies. 91.220(k); 91.320(j):

Coordination efforts have been instrumental in meeting the wide-range of community development needs in the County. The County has taken the initiative to develop more opportunities and continues to encourage and support the formation of these joint efforts for projects and activities that will create viable, self-sufficient communities; decent, affordable housing; a suitable living environment; and expanded economic development opportunities for low-income persons.

The County strives to increase affordable housing collaborative efforts with public and private sector entities, numerous advisory agencies, Community Housing Development Organizations (“CHDOs”), lending institutions, as well as other service providers including Catholic Charities, Office on Aging, and Code Enforcement. Efforts to increase the participation of the CDBG, HOME, Low-income Tax Credit, Federal, State and other local housing program sources will be directed at:

- Strengthening the housing service delivery system by working more closely with the Housing Authority and by collaborating with non-profit organizations;
- Integrating community development block grant housing programs;
- Increasing the involvement of the Community Council, Housing Review Committee, and the Municipal Advisory Council (MAC); and
- Working more closely with identified Community Housing Development Organizations (“CHDOs”) as well as local city governments.

The County continues to expand its relationships with a variety of groups and agencies in an effort to better meet the needs of the community. Addressing the community, social, and economic development needs of low- and moderate- income people throughout Riverside County is a comprehensive and daunting undertaking. No one agency or organization alone can successfully accomplish the task. The formation of sustainable partnerships and collaboration is essential. These efforts bring more than just

leveraged financial resources to a project; they provide additional experience, knowledge, information, facilities, strategies, and other valuable resources.

Identify actions taken to overcome the effects of any impediments identified in the jurisdictions analysis of impediments to fair housing choice. 91.520(a):

The County completed a Fair Housing Impediments Study in March 2014. An audit analysis, conducted by the Fair Housing Council of Riverside County (FHCRC), suggesting that housing discrimination persists county-wide, in subtle and not so subtle forms, particularly in the categories of disability and race, and in the mortgage lending industry. The following issues were identified as current impediments to fair housing county-wide. Some of the recommended strategies may support already existing or proposed programs within Riverside County. These suggestions are still included to emphasize their importance.

1. Lack of Affordable Housing
2. Lack of Available Housing
3. Marketing and Viewing of Available Units
4. Rental Housing Qualification Criteria
5. Predatory Lending and Steering
6. Predatory Lending Practices

AI Recommendations and Actions Undertaken in Program Year 2016/2017

The implementation of the following recommendations, as identified in the 2014 Fair Housing Impediment Study, helped ensure access to fair housing during the 2016/2017 FY:

Impediment 1: Lack of Affordable Housing

Recommendations:

- Alleviate governmental constraints which add to the cost of housing and developer costs.
- Reduce the cost of housing to the consumer, be it rental or single-family homes, through the elimination of unnecessary governmental actions, policies, and regulations.
- Increase the number of Agency-funded affordable single and multifamily housing projects.

Impediment 2: Lack of Available Housing

Recommendation:

- Increase the number of Agency-funded affordable single and multifamily housing projects.

Impediment 3: Marketing and Viewing of Available Units

Recommendation:

- Rental property owners, managers, and realtors should be encouraged to provide written documentation to all applicants which include the listings of all available housing, standard information on the terms and conditions of the application process, posting Fair Housing informational signs, and providing Fair Housing literature.

Impediment 4: Rental Housing Qualification Criteria

Recommendation:

- Encourage rental property owners, managers, and realtors to provide written documentation to all applicants including the listings of all available housing, standard information on the terms and conditions of the application process, such as income qualifications, down payments, and other fees and expenses, posting Fair Housing informational signs, and providing Fair Housing literature.

Impediment 5: Predatory Lending and Steering

Recommendation:

- Continue to provide homebuyer education, credit counseling, fair housing counseling, and awareness training to the first-time home buyers and homeowners, particularly low-income and very low-income applicants.

Impediment 6: Predatory Lending Practices

Recommendations:

- Contract with the Fair Housing Council of Riverside County, Inc., to conduct audit testing.
- Continue to develop, expand, and provide more education and outreach to housing providers, community organizations, and the general public regarding housing discrimination, fair housing laws, and services provided by the Fair Housing Council.
- Continue homebuyer education programs and ongoing education for participants in the first-time homebuyer program provided by the Fair Housing Council.

Affirmatively Furthering Fair Housing

- Housing impediments are considered to be substantial barriers to fair housing choices for the affected individual/families due to the fact that impediments potentially prevent access to housing, a basic and vital need. Impediments are known to produce multiple effects on a family's social structure, enforce negativity, attack the quality of education, exacerbate health and safety problems through overcrowding, and stifle economic growth within communities.
- In the past, impediments were primarily seen as race, color, national origin, religion, sex, familial status (presence of children), disabilities, age, marital status, and social economics. Today, the Fair Housing Council of Riverside County, Inc. (FHCRC) continues to see evidence of the impediment that has been created due to substandard lending practices within the housing/lending industry. With the impact of this county's high foreclosure rate, the FHCRC anticipated the increased need for affordable rental housing. In addition, with the increase of low-income individuals being evicted from their apartments due job loss, there may also be an increase in homelessness.
- During FY 2016/2017, FHCRC continued to reduce housing injustice through intensified education and outreach activities resulting in an enhanced awareness of fair housing laws and outreach activities.

The FHCRC's First-Time Home Buyers Program has grown immensely as a result of individuals receiving education through the First Time Home Buyers Workshops. Coordinating resources that provide low- and moderate-income families with down payment assistance will improve the future of homeownership in the County of Riverside.

CR-40 - Monitoring 91.220 and 91.230

Describe the standards and procedures used to monitor activities carried out in furtherance of the plan and used to ensure long-term compliance with requirements of the programs involved, including minority business outreach and the comprehensive planning requirements

In accordance with HUD CPD program regulations, the County, as the Grantee, continually monitors all grant and sub-grant supported activities. Monitoring Policies were developed and adopted in April, 2006, through Administrative Program Notice 2006.01, to ensure compliance with 24 CFR 570.502 (CDBG) and 24 CFR 576.500 (ESG). Additionally, the County updated the monitoring policies on September 28, 2016, through Administrative Program Notice 2016.02, to ensure compliance with 2 CFR 200.328(a). The County has identified two separate yet related components of effective CPD Program monitoring: internal (EDA) and external (Sub-recipients). Internal monitoring encompasses the actions, procedures, and performance of EDA staff - primarily the CSD staff assigned to CDBG and ESG. External or Sub-recipient monitoring is directed at those organizations or entities receiving CDBG or ESG funding. These include the cooperating cities and their sub-recipients, Sponsors (non-profits), and County Agencies. Monitoring can take a number of forms and can include telephone consultation, review of progress reports, performance measures, and on-site assessments.

The County acknowledges the importance and necessity of their own proficiency and internal monitoring of day-to-day activities associated with the administration of the CDP programs. This is best accomplished through trainings, policies and procedures, and internal auditing. The responsibility for monitoring subrecipient activities for compliance, financial management, and to track program activity is assigned to the Program Managers and the CDBG Program Administrator is responsible for oversight of the Program Managers' monitoring tasks.

To ensure that the subrecipients achieve their performance objectives, effective monitoring involves planning, implementation, and follow-up to assure compliance with applicable regulations governing the subrecipients' administrative, financial, and programmatic activities. The monitoring process of the CPD-funded programs consists of three levels of activities; desk, On-site (Level I), On-site (Level II), and Performance/Compliance Monitoring (Level II). At the beginning of the CDBG/ESG program year, Program Managers complete a Project (Subrecipient) Risk Assessment for each activity to determine the appropriate level of monitoring actions necessary. Based on the risk level, not all monitoring actions are conducted with the same comprehensiveness, detail, or thoroughness.

Remote monitoring of projects and subrecipients takes place on an on-going basis with the submission of reimbursement requests including required supporting documentation. All reimbursement requests and documentation are reviewed by staff for accuracy, completeness, and compliance with program guidelines and project implementation schedules. Staff examines progress reports and financial information submitted in order to ensure work is being carried out as described in the application and agreement, to conduct risk assessments, ensure production, accountability, and to evaluate each agency's organizational and project performance. Staff also performs frequent reviews of expenditures during the PY and may recommend OYAP amendments to facilitate timely expenditures. For OYAP substantial

amendments, the Board of Supervisors approves the defunding of slow-moving activities and the reallocation of funds to other activities of priority that can utilize the funds expeditiously.

Staff typically conducts on-site monitoring for all moderate and high-risk subrecipients. The on-site monitoring inspects for key project components including an evaluation of the subrecipient's compliance with HUD program regulations by reviewing the program source documentation as it relates to the national objectives, conformance with to the CDBG Agreement, record keeping systems, insurance documentation, procurement procedures, policies related to equipment and real property, a review of financial records, documentation, and client files, a tour of the facility or program when applicable, a review of subrecipient's program and financial policies/ procedures, and a review of the annual single audit required of those subrecipients. A site visit/monitoring sheet is kept in each project file. If a recipient is found in violation, a written notification of findings is sent and a follow-up monitoring visit(s) is conducted, if necessary.

On large construction projects, program staff monitor minority business outreach, Davis-Bacon, Section 3 requirements, and the collection of project data. The Riverside County Board of Supervisors adopted an Affirmative Action Policy Statement to ensure compliance with Section 3. For projects subject to Davis-Bacon Labor Standards, in-house desk reviews and on-site labor compliance interviews are performed to ensure wage compliance of all contractors. All projects are inspected during construction to ensure that all work is in compliance with the originally proposed scope.

In order to assist and improve subrecipient monitoring activities, as well as maintain sufficient documentation of County monitoring actions, the following monitoring reports and resources will be utilized: Subrecipient Risk Assessment (2 CFR 200.331(b)), CDBG Program Monitoring Checklist, FAST Reports, Project File Checklist, Quarterly Progress Reports, Subrecipient Monitoring Activity Report, and Internal Program Auditor/Monitor Reports. The County's current monitoring policy also makes reference to the Integrity Bulletin issued by the U.S. Department of HUD Office of the Inspector General. All subrecipient monitoring checklists, documents, reports, and records will be maintained for a period of at least five (5) years. All documentation maintained in their designated location within the individual project files. For the cooperating cities, copies of all monitoring documentation will be placed in the individual city's General File as well as the specific project file.

The ESG program utilizes a monitoring process comparable to that of the CDBG program, as detailed above, in order to ensure compliance with 2 CFR 200.328(a). The four basic goals for oversight and monitoring of the progress and performance of ESG grantees/recipients include:

- Ensure that ESG funds are used effectively to assist homeless individuals and families and that the basic ESG program goals are met;
- Ensure compliance with ESG regulations and program requirements in the usage of funds and in carrying out program activities;
- Ensure complete and accurate client demographics are entered in HMIS; and

- Enhance and develop the management capacity of grantees or recipients.

HOME Project Monitoring:

Each agreement for the use of HOME funds for an affordable housing project is approved by the Riverside County Board of Supervisors and is governed by the HOME agreement which sets forth the guidelines for each project. The majority of HOME agreements require the delivery of HOME project compliance reports on an annual basis. These reports are reviewed on a semi-annual basis for compliance using the HOME agreement requirements and HOME regulations. In addition to the review of annual compliance reports, compliance staff also conducts yearly site visits. The level of a site visit is based upon program requirements, regulatory agreements, and the use of a risk assessment tool. Staff also facilitates annual Monitoring Technical Assistance Workshops, which are geared towards property owners and property management company personnel to address monitoring requirements and compliance concerns.

Citizen Participation Plan 91.105(d); 91.115(d)

Describe the efforts to provide citizens with reasonable notice and an opportunity to comment on performance reports.

The County's adopted Citizen Participation Plan (CPP) outlines and sets the minimum requirements for the development of the CAPER, criteria for amendments, public comments, provision of public hearings, meetings, publishing of the document and its availability to the public, access to records, provision of technical assistance, procedures to handle complaints, and the monitoring and evaluation responsibilities. The County strongly supports and encourages participation, input, cooperation, and feedback in the administration of its CPD-funded programs and the development of the CAPER. The CP process is explicitly designed to accommodate and encourage participation by low- and moderate-income residents, residents of low- and moderate-income neighborhoods, minority groups, persons with limited English skills, and persons with disabilities. Bilingual interpretation and accommodation services and assistance for those with disabilities are provided upon request.

It was determined that the most appropriate and effective methods to obtain input from residents, service providers, and other interested persons concerning community development needs, issues, and opportunities was through the County's ongoing participation in community-based taskforces, committees, internet outreach, Community-based meetings, public notices, public hearings, consultation feedback requests, memorandum of participation, and through the Urban County Participating Cities. Persons unable to participate in any aspect of the CP process were invited to provide input and/or submit comments to the County.

Prior to the CAPER submission, the County published a public notice in English and Spanish in a newspaper of general distribution advising residents of the availability of the CAPER for public review and comment. The CAPER is placed in the front offices of the Economic Development Agency in Riverside and Indio and on the Department's website, www.rivcoeda.org, for the required 15 days beginning September 11, 2017, prior to submission to HUD. Interested persons could submit written, oral, or electronically sent

comments until 5:00 PM on September 26, 2017. All residents are given reasonable access to information and records regarding the CAPER. EDA policy is that program records maintained on file, requiring research and compilation will be provided within a reasonable time period upon receipt of a written request, which specifically states the information desired. Copies of the final CAPER are available upon request, made in person or by mail. The CAPER is also available in printable format on the web site referenced above.

There were no comments received regarding the 2016-2017 CAPER during the 15 day comment period. A copy of the public notice concerning the CAPER is available in the Appendix. Pursuant to 24 CFR 91.105(e), a public hearing will be held in December, 2017, as part of the regular Board of Supervisor meeting to obtain the views and comments of residents, service providers, local governments, and other interested parties regarding the performance of the County's HUD/CPD-funded programs (Community Development Block Grant (CDBG), Home Investment Partnership Act (HOME); and the Emergency Solutions Grant (ESG) as related to the 2016-2017 Consolidated Annual Performance and Evaluation Report(CAPER). As previously noted, there were no written comments submitted to EDA to be included with 2016-2017 CDBG, HOME, and ESG activity accomplishments, to be presented at the public hearing.

The public was notified that for all steps and/or actions related to the CAPER and Citizen Participation process accommodations under the Americans with Disabilities act are available upon request.

CR-45 - CDBG 91.520(c)

Specify the nature of, and reasons for, any changes in the jurisdiction's program objectives and indications of how the jurisdiction would change its programs as a result of its experiences.

The CAPER is prepared annually to capture progress toward meeting identified needs and achieving goals. The County has been successful in implementing its public improvement and community service projects and programs as well as meeting the established objectives and foresees continued progress through the 2014-2019 Consolidated Plan and One-Year Action Plans. Key data related to each of the goals and outcomes are summarized in section CR-05. These accomplishment tables are generated to measure outputs and outcomes for CDBG, HOME, and ESG. HUD implemented this ongoing performance process to assess efficiency, cost effectiveness, and the impact of projects and programs in County neighborhoods. Monitoring performance measures help identify and address operational concerns, resource allocation issues, and policy questions in a timelier manner.

The County strongly supports and encourages community-wide participation, input, cooperation, and feedback from all residents of the County in the administration of its CPD-funded programs. The County continues its commitment to meeting priority goals and objectives outlined in the 2014-2019 Five Year Consolidated Plan and One-Year Action Plans. The County has not made any major changes to the objectives of its CDBG program over the last year. The program continues to focus on public services, public facilities improvements, housing rehab, economic development, code enforcement, and other

capital infrastructure projects. The only changes that do become necessary are, at times, when funding is not moving quickly, and alternate projects or programs may be recommended. The County's Citizen Participation Plan allows for such changes through substantial, minor, and technical amendments. Substantial amendments require approval by the County Board of Supervisors through a public notice and public hearing. All amendments require HUD approval.

CR-45 CONTINUED IN APPENDIX G

Does this Jurisdiction have any open Brownfields Economic Development Initiative (BEDI) grants?

No

[BEDI grantees] Describe accomplishments and program outcomes during the last year.

N/A

CR-50 - HOME 91.520(d)

Include the results of on-site inspections of affordable rental housing assisted under the program to determine compliance with housing codes and other applicable regulations

Please list those projects that should have been inspected on-site this program year based upon the schedule in §92.504(d). Indicate which of these were inspected and a summary of issues that were detected during the inspection. For those that were not inspected, please indicate the reason and how you will remedy the situation:

PROJECTS THAT SHOULD HAVE BEEN INSPECTED

The participating jurisdiction must inspect each project at project completion and during the period of affordability to determine that the project meets property standards.

In accordance with EDA HOME Program Policies and Procedures and EDA (Agency) Monitoring Policy and Procedures, ongoing periodic inspections are conducted of HOME-assisted rental housing to determine compliance with Property Standards 24 CFR 92.251; Qualification as affordable housing: Rental Housing 24 CFR 92.252; Participating jurisdiction responsibilities; written agreements; on-site inspection 24 CFR 92.504. The on-site inspections must occur within 12 months after project completion and at least once every 3 years thereafter during the period of affordability.

The HOME-assisted multi-family housing project portfolio consists of 43 completed projects. The total number of restricted units ranged from 5 to 108 HOME-assisted units for all HOME projects; or a total of 844 HOME-assisted restricted units available for cursory and full inspections. Additionally, two projects are under construction. Construction project inspections are conducted prior to approval of progress payments during construction and until final inspections in compliance with HOME-assisted property standards.

PROJECTS THAT WERE INSPECTED (ON-SITE)

Completion inspections before closing IDIS: No project is at this stage at this time

Ongoing periodic inspections completed: A total of 6 on-site inspections were conducted.

Project Name	Total units	HOME units	Inspected units	Inspection% of HOME units	Deficiency type
1 Casas San Miguel	39	38	8	21%	Non-hazardous
2 Cathedral Palms	232	11	4	36%	Non-hazardous
3 Heritage Park	153	11	3	27%	Non-hazardous
4 Tierra del Sol	76	75	16	21%	Non-hazardous
5 River Canyon	60	11	7	63%	Non-hazardous
6 Las Palmeras	77	9	4	44%	Non-hazardous

PROJECTS INSPECTED VIA DESK REVIEW (NOT ON-SITE)

The HOME-assisted multi-family housing project portfolio consists of 43 completed projects. Of these, 37 did not receive a full on-site inspection. However, the projects did receive a desk review. Desk reviews are conducted for 100% of all projects twice a year and reported on Semiannual Compliance Reports months ending 9/30 and 3/31, respectively. cursory inspections are the same as full inspections, except the latter includes Property Standards review of restricted units. Desk reviews show that all of the HOME assisted units are in compliance with applicable policy and regulation.

It is recognized, because of staffing and time limitations, it was not possible to make on-site inspection of all HOME-assisted projects. However, EDA has established a schedule to conduct on-site inspection of all HOME-assisted properties by March 2018.

On-site inspections are conducted with the goal of continued compliance with applicable policy and regulation. A systematic on-site inspection of HOME projects allows the agency to evaluate the performance of the project over a wide range of functions. Detailed explanations and observations during on-site inspections of HOME projects include review of the following: file management, verification of source documentation, calculation of rent and utilities, rent roll, household leases, property standard inspection, advertising in the local newspaper, specialized advertising to reach minority groups and non-profits (following HUD's Affirmative Fair Housing Marketing (AFHM) Plans). Evidence for capital improvements, and any deferred maintenance repairs, replacement reserve and operating reserve accounts are reviewed.

Compliance staff conducts the on-site meeting with authorized representatives of the property management company including; Community Manager, Regional Manager, Maintenance Staff, and bi-lingual staff members. Files are pulled for a random sample of the restricted units. At least 15% to 20% of the HOME-assisted units are inspected as part of Property Standard inspection. All sensory impaired and mobility units are inspected.

The County will continue maintaining affordable HOME-assisted multi-family units in compliance with HOME regulations. These projects provide high-quality housing to large families, farm worker households, sensory impaired, mentally impaired, mobility impaired, and seniors. The projects are designed to ensure affordability for extremely low, and very low income households.

**Provide an assessment of the jurisdiction's affirmative marketing actions for HOME units.
92.351(b)**

Refer to IDIS reports to describe the amount and use of program income for projects, including the number of projects and owner and tenant characteristics:

The County complies with Title VI of the Civil Rights Act of 1964, Section 504 of the Rehabilitation Act of 1973 and Executive Order 11063 and HUD regulations issued pursuant to promote greater choice of housing opportunities and prohibits discrimination on the basis of disability, age, color, ethnicity, sex gender identity, marital status, national origin, race, religion, sexual orientation, and veteran status. All affirmative action programs used in the public and private partnership for each of the County's 43 properties are designed for the elimination of prejudice requiring a comprehensive Affirmative Action Plan. The County's HOME program funds are allocated in collaboration in a public and private partnership to alleviate the risk of any barriers to housing choice in compliance under State and Federal programs. The Housing Authority of the County of Riverside issues the Section 8 Voucher program and combines its programs relevant to affirmative action goals.

Compliance measures include, but are not limited to, advertising in both general circulation and minority newspapers, and displaying the Equal Housing Opportunity logo in a prominent location that is visible to both ingress and egress to the property. On-site inspections provide an opportunity for the resident manager to discuss any affirmative marketing efforts from advertising to specialized groups and from the project's web-site. Finally, annual audits are performed for HOME-funded rental housing projects, and include checking records of advertising and special outreach activities.

List of Actions taken:

1. This jurisdiction partners with its Housing Authority's knowledgeable staff utilizing resources to affirmatively market available affordable housing listed in an online database and its website.
2. The County has completed as part of its inventory special needs HOME-assisted units targeting the needs of the homeless and HIV/Aids households using SHP funds and project based Section 8 rental subsidy.

To ensure continual compliance, qualified staff are hired by each owner's Property Management Company for each project with the capacity to ensure that minorities, women, and veterans are given opportunities to obtain housing and least likely to apply. The owners and property management companies are responsible for outreach efforts marketing HOME-assisted units reaching local extremely low and very low income tenants and those most unlikely to apply such as the disabled, visually and hearing impaired,

mentally or physically challenged. The County reviews HUD's approved Affirmative Housing Marketing Plans and accomplishments by the property management companies during the duration of the affordability period ensuring an updated plan. On-site inspections provide an opportunity for the resident manager to discuss any affirmative marketing efforts from advertising to specialized groups and from the project's web-site. Each project must show HUD's Equal Fair Housing logo clearly visible upon entry of the project.

The County encourages for new construction of affordable multi-family units participation of Minority Business Enterprises (MBE) and Women Owned Business Enterprise (WBE) when soliciting for bids in construction contracts as stipulated in the HOME Agreement. These can include real estate firms, lenders, accountants and staff hired by the developers and staff of property management companies. Some property management companies in the HOME program have bi-lingual staff.

Riverside County utilized HOME funds to provide down-payment assistance to 15 qualified first time homebuyers.

Riverside Housing Development Corporation (RHDC), a California nonprofit public benefit corporation utilized HOME funds for the acquisition and rehabilitation of a two existing buildings in the Unincorporated Community of Valle Vista (Orange Blossom III Apartments). RHDC has been certified with the County as a qualified CHDO. The project, including the County HOME-assisted units, shall remain affordable to qualified very low income and low-income tenants for 55 years from the notice of completion.

Refer to IDIS reports to describe the amount and use of program income for projects, including the number of projects and owner and tenant characteristics:

In 2016-2017, the County used \$259,290 HOME PI to fund in part twelve (12) HOME units, including First-Time Homebuyer, and Administration.

Describe other actions taken to foster and maintain affordable housing. 91.220(k) (STATES ONLY: Including the coordination of LIHTC with the development of affordable housing). 91.320(j)

The County offers the programs listed below in response to the needs identified above:

First-Time Home Buyer (FTHB) Program: The FTHB Program provides HOME funds for down-payment assistance to low- and very low-income households that have not owned homes within a three-year period. The program is available for households with an annual income that is no greater than 80% of the area median income as published by HUD. The FTHB Program provides up to 20% of the purchase price with a 15-year affordability period as a "silent second" loan.

HOME Program - Affordable Multi-Family Housing:

The HOME loan program requires a set aside of units affordable to targeted income level households in order to provide affordable housing throughout the area. Program offers gap financing in conjunction with Low Income Housing Tax Credits and Mortgage Revenue Bonds.

Legal instruments have been used to protect the affordability of the rental units, and the HOME affordability agreements provide the HUD-required rent limitations. Annual monitoring is performed by County staff to ensure compliance during the affordability period for all HOME projects.

DRAFT

CR-60 - ESG 91.520(g) (ESG Recipients only)

**ESG Supplement to the CAPER in *e-snaps*
For Paperwork Reduction Act**

1. Recipient Information—All Recipients Complete

Basic Grant Information

Recipient Name	RIVERSIDE COUNTY
Organizational DUNS Number	064772721
EIN/TIN Number	956000930
Identify the Field Office	LOS ANGELES
Identify CoC(s) in which the recipient or subrecipient(s) will provide ESG assistance	Riverside City & County CoC

ESG Contact Name

Prefix	Mr.
First Name	John
Middle Name	
Last Name	Thurman
Suffix	
Title	EDA Development Manager

ESG Contact Address

Street Address 1	5555 Arlington Avenue
Street Address 2	
City	RIVERSIDE
State	
ZIP Code	92504
Phone Number	951-351-0700
Extension	
Fax Number	
Email Address	jthurman@rivco.org

ESG Secondary Contact

Prefix	Mr.
First Name	John
Last Name	Aguilar
Suffix	
Title	Deputy Director
Phone Number	951-343-0700
Extension	
Email Address	johnaguilar@rivco.org

2. Reporting Period—All Recipients Complete

Program Year Start Date 07/01/2016

Program Year End Date 06/30/2017

3a. Subrecipient Form – Complete one form for each subrecipient

Subrecipient or Contractor Name: PATH OF LIFE MINISTRIES

City: Riverside

State: CA

Zip Code: 92501, 4135

DUNS Number: 003364176

Is subrecipient a victim services provider: N

Subrecipient Organization Type: Other Non-Profit Organization

ESG Subgrant or Contract Award Amount: \$110,000

Subrecipient or Contractor Name: MARTHA'S VILLAGE & KITCHEN, INC

City: San Diego

State: CA

Zip Code: 92102, 3332

DUNS Number: 123443157

Is subrecipient a victim services provider: N

Subrecipient Organization Type: Other Non-Profit Organization

ESG Subgrant or Contract Award Amount: \$50,000

Subrecipient or Contractor Name: WHITESIDE MANOR, INC.

City: Riverside

State: CA

Zip Code: 92501, 2538

DUNS Number: 170753982

Is subrecipient a victim services provider: N

Subrecipient Organization Type: Other Non-Profit Organization

ESG Subgrant or Contract Award Amount: \$55,000

Subrecipient or Contractor Name: VALLEY RESTART EMERGENCY SHELTER

City: Hemet

State: CA

Zip Code: 92543, 1432

DUNS Number: 867800138

Is subrecipient a victim services provider: N

Subrecipient Organization Type: Other Non-Profit Organization

ESG Subgrant or Contract Award Amount: \$55,000

Subrecipient or Contractor Name: OPERATION SAFEHOUSE, INC.

City: Thousand Palms

State: CA

Zip Code: 92276, 3312

DUNS Number: 796391234

Is subrecipient a victim services provider: N

Subrecipient Organization Type: Other Non-Profit Organization

ESG Subgrant or Contract Award Amount: \$30,000

Subrecipient or Contractor Name: CATHOLIC CHARITIES SAN BERNARDINO/RIVERSIDE

City: San Bernardino

State: CA

Zip Code: 92405, 4739

DUNS Number: 964980171

Is subrecipient a victim services provider: N

Subrecipient Organization Type: Other Non-Profit Organization

ESG Subgrant or Contract Award Amount: \$10,000

Subrecipient or Contractor Name: ROY'S DESERT RESOURCE CENTER

City: Palm Springs

State: CA

Zip Code: 92258,

DUNS Number: 072496086

Is subrecipient a victim services provider: N

Subrecipient Organization Type: Other Non-Profit Organization

ESG Subgrant or Contract Award Amount: \$42,998

Subrecipient or Contractor Name: COACHELLA VALLEY RESCUE MISSION

City: Indio

State: CA

Zip Code: 92201, 7139

DUNS Number: 790591929

Is subrecipient a victim services provider: N

Subrecipient Organization Type: Other Non-Profit Organization

ESG Subgrant or Contract Award Amount: \$102,642

Subrecipient or Contractor Name: Operation Safehouse, Inc.

City: Riverside

State: CA

Zip Code: 92503, 3660

DUNS Number: 795391234

Is subrecipient a victim services provider: N

Subrecipient Organization Type: Other Non-Profit Organization

ESG Subgrant or Contract Award Amount: \$30,000

Subrecipient or Contractor Name: Foothill AIDS Project

City: Claremont

State: CA

Zip Code: 91711, 4324

DUNS Number: 176001394

Is subrecipient a victim services provider: N

Subrecipient Organization Type: Other Non-Profit Organization

ESG Subgrant or Contract Award Amount: \$55,002

Subrecipient or Contractor Name: Lutheran Social Services of Southern California

City: Riverside

State: CA

Zip Code: 92503, 4238

DUNS Number: 198953929

Is subrecipient a victim services provider: N

Subrecipient Organization Type: Other Non-Profit Organization

ESG Subgrant or Contract Award Amount: \$30,000

Subrecipient or Contractor Name: Riverside County Coalition for ADV

City: Confidential

State:

Zip Code:

DUNS Number: 968611566

Is subrecipient a victim services provider: Y

Subrecipient Organization Type: Other Non-Profit Organization

ESG Subgrant or Contract Award Amount: \$30,000

CR-65 - Persons Assisted

4. Persons Served *(Victim Service Provider reported in this section ONLY)*

4a. Complete for Homelessness Prevention Activities

Number of Persons in Households	Total
Adults	0
Children	0
Don't Know/Refused/Other	0
Missing Information	0
Total	0

Table 13 – Household Information for Homeless Prevention Activities

4b. Complete for Rapid Re-Housing Activities

Number of Persons in Households	Total
Adults	0
Children	0
Don't Know/Refused/Other	0
Missing Information	0
Total	0

Table 14 – Household Information for Rapid Re-Housing Activities

4c. Complete for Shelter

Number of Persons in Households	Total
Adults	33
Children	51
Don't Know/Refused/Other	0
Missing Information	0
Total	84

Table 15 – Shelter Information

4d. Street Outreach

Number of Persons in Households	Total
Adults	0
Children	0
Don't Know/Refused/Other	0
Missing Information	0
Total	0

Table 16 – Household Information for Street Outreach

4e. Totals for all Persons Served with ESG

Number of Persons in Households	Total
Adults	33
Children	51
Don't Know/Refused/Other	0
Missing Information	0
Total	84

Table 17 – Household Information for Persons Served with ESG

5. Gender—Complete for All Activities

	Total
Male	27
Female	57
Transgender	0
Don't Know/Refused/Other	0
Missing Information	0
Total	84

Table 18 – Gender Information

6. Age—Complete for All Activities

	Total
Under 18	51
18-24	2
25 and over	31
Don't Know/Refused/Other	0
Missing Information	0
Total	84

Table 19 – Age Information

7. Special Populations Served—Complete for All Activities

Number of Persons in Households

Subpopulation	Total	Total Persons Served – Prevention	Total Persons Served – Rapid Re- housing	Total Persons Served in Emergency Shelters
Veterans				
Victims of Domestic Violence	84	0	0	84
Elderly				
HIV/AIDS				
Chronically Homeless				
Persons with Disabilities:				
Severely Mentally Ill				
Chronic Substance Abuse				
Other Disability				
Total (Unduplicated if possible)				

Table 20 – Special Population Served

CR65- ESG Data Collection

Starting in 2015, ESG recipients are required to use a new tool, eCart, to report aggregated ESG Program report information. ECart is configured to aggregate information from an HMIS and produce all statistical information required by HUD on program participants served in ESG-funded projects. The information in eCart replaces all data previously collected on screen CR-65. Due to victim service providers being prohibited from entering client-level data into a mainstream system; they must instead implement a comparable database with the functionality to generate the CSV CAPER file. A one-time final exception was made in 2016-17 for a victim service provider ESG subrecipient, reported in Section CR-65.

As the planning body, the CoC not only coordinates the community's policies, strategies, and activities toward ending homelessness but must also establish and consistently follow written standards for providing CoC assistance. In order to collect client-level data and data on the provision of housing and services provided to homeless or those at risk of homelessness, a CoC must have an established Homeless Management Information System (HMIS). This type of system allows for standardized data collection from projects serving homeless families and individuals. Refer to ESG-CAPER Annual Reporting Tool (eCart) attachment for statistical information on program participants served.

Through the data gathered, the CoC can measure performance at the system and project levels, including outcomes of projects funded under the ESG program. Data is also used to analyze needs and establish funding priorities as well as measuring the overall effectiveness of the homeless programs.

The County of Riverside CoC implemented a Coordinated Entry System (CES) through the 25 Cities Project, a partnership with the U.S. Department of Housing and Urban Development (HUD) to eliminate homelessness among veterans by 2016 and chronic homelessness by 2020. The County were the first to reach the goal of zero homeless veterans. The pilot in the Greater City of Riverside Area has been expanded countywide. A Coordinated Entry System Advisory Team was formed and continues to meet to develop written standards, policies, and guidelines for CES. The goal of a CES is that it cover a large geographic area for individuals and families seeking housing or services. The systems serves as a data base to prioritize based on highest level of need and includes a comprehensive and standardized assessment tool.

Participating agencies are responsible for engaging chronically homeless individuals and families through the use of Housing Navigators and a standardized vulnerability assessment and intake process that provides referrals to a centralized housing system that places priority on those who are at highest risk with the most appropriate intervention rather than a "first come, first served" approach.

Each assessment point of the coordinated system handles an initial, comprehensive assessment or screening of client need, data entry, referrals, and, potentially, program admissions. Ideally, these centers serve as the main access points for prevention and diversion services as well. Assessment center staff, after an initial assessment, provides the necessary prevention or diversion services or admit or refer a

family or individual to the program that is best equipped to get them into permanent housing as quickly as possible.

CR-70 – ESG 91.520(g) - Assistance Provided and Outcomes

10. Shelter Utilization

Number of New Units - Rehabbed	0
Number of New Units - Conversion	0
Total Number of bed-nights available	199,315
Total Number of bed-nights provided	168,900
Capacity Utilization	84.74%

Table 21 – Shelter Capacity

11. Project Outcomes Data measured under the performance standards developed in consultation with the CoC(s)

Based on standards and goals of the local CoC and the County's written performance standards for providing ESG assistance, the County and sub-recipients must ensure that data on all persons served and all activities assisted under ESG are entered into a community-wide HMIS, a mandatory comprehensive and standardized data collection tool used to track and consolidate data from projects serving homeless families and individuals. This performance data allows better coordination with other service providers and provides integration with other programs targeted to homeless people in the area covered by the CoC. Collecting quality data is a pre-requisite for measuring outcomes and performance at the system and project level.

Performance targets are established, by program type, for each program in the County of Riverside CoC. The performance targets currently used by the CoC are those established by HUD's CoC performance standards. The County of Riverside CoC established a Standards and Evaluation Committee that reviews these standards on a regular basis and requests feedback and guidance from the CoC membership. The CoC membership consists of non-profit organizations, community and faith-based establishments, formerly homeless individuals, private industry, and federal, state, and local governments. The CoC Board of Governance will approve the performance measures report annually on behalf of the CoC membership, as required by HUD.

ESG performance standards are followed per 24 CFR Part 576, including, measures to evaluate the effectiveness of the program and measures to assess how well the program serves the targeted population. In consultation with the CoC, the County will continue to implement performance standards for measuring project outcomes and the overall effectiveness of providing services to those who are in the most need of assistance, reducing the number of people living on the streets or in emergency shelters, reducing the time people spend homeless, reducing program participants' housing barriers or housing stability risks, reducing additional episodes of homelessness, reducing first-time homelessness, and facilitating job and income growth for persons who are homeless.

Of the 3,428 persons served, the length of stay for 0-7 days was 1,108 clients with 1,067 that left. For emergency shelters, performance measurements included the number of clients exiting to permanent housing, increased income overall for adults at exit or by the end of the operating year, and program bed utilization. For outreach services, performance measurements included the number of clients exiting to housing, increased income overall for adults at exit or by the end of the operating year, and linkages to condition-specific services. For rapid re-housing, performance measurements included the number of clients exiting to permanent housing, increased income overall for adults at exit or by the end of the operating year, rapid housing placement, and permanent housing retention. For homelessness prevention, performance measurements included the number of clients diverted from homelessness and the number of clients exiting to permanent housing.

CR-75 – Expenditures

11. Expenditures

11a. ESG Expenditures for Homelessness Prevention

	Dollar Amount of Expenditures in Program Year		
	2014	2015	2016
Expenditures for Rental Assistance	61,623	45,331	32,360
Expenditures for Housing Relocation and Stabilization Services - Financial Assistance	7,324	4,019	2,400
Expenditures for Housing Relocation & Stabilization Services - Services	247	3,506	14,441
Expenditures for Homeless Prevention under Emergency Shelter Grants Program	0	0	0
Subtotal Homelessness Prevention	69,194	52,856	49,201

Table 22 – ESG Expenditures for Homelessness Prevention

11b. ESG Expenditures for Rapid Re-Housing

	Dollar Amount of Expenditures in Program Year		
	2014	2015	2016
Expenditures for Rental Assistance	126,762	10,111	127,447
Expenditures for Housing Relocation and Stabilization Services - Financial Assistance	45,554	9,345	73,531
Expenditures for Housing Relocation & Stabilization Services - Services	25,038	1,912	109,087
Expenditures for Homeless Assistance under Emergency Shelter Grants Program	0	0	0
Subtotal Rapid Re-Housing	197,354	21,368	310,065

Table 23 – ESG Expenditures for Rapid Re-Housing

11c. ESG Expenditures for Emergency Shelter

	Dollar Amount of Expenditures in Program Year		
	2014	2015	2016
Essential Services	145,207	173,737	281,343
Operations	199,774	181,244	96,655
Renovation	0	0	0
Major Rehab	0	0	0
Conversion	0	0	0
Subtotal	344,981	354,981	377,998

Table 24 – ESG Expenditures for Emergency Shelter**11d. Other Grant Expenditures**

	Dollar Amount of Expenditures in Program Year		
	2014	2015	2016
Administration	52,144	35,716	57,399
Street Outreach	5,000	10,000	10,000

Table 25 - Other Grant Expenditures**11e. Total ESG Grant Funds**

Total ESG Funds Expended	2014	2015	2016
	668,673	474,921	804,663

Table 26 - Total ESG Funds Expended**11f. Match Source**

	2014	2015	2016
Other Non-ESG HUD Funds	1,196,694	1,232,078	338,986
Other Federal Funds	465,457	781,686	548,953
State Government	43,716	320,141	44,392
Local Government	1,803,294	461,151	1,837,663
Private Funds	981,094	1,464,238	198,297
Other	243,250	56,471	234,123
Fees	18,000	53,829	69,932
Program Income	0	0	0
Total Match Amount	4,751,505	4,369,594	3,272,346

Table 27 - Other Funds Expended on Eligible ESG Activities

11g. Total

Total Amount of Funds Expended on ESG Activities	2014	2015	2016
	5,420,178	4,844,515	4,007,009

Table 28 - Total Amount of Funds Expended on ESG Activities**CR75 - Narrative**

In FY 2016-2017, the \$649,342 ESG allocation was distributed to twelve (12) organizations for emergency/transitional shelters, homeless prevention, rapid re-housing, outreach, and EDA staff administration costs. Eligible recipients included nonprofits and public agencies. During the 2016-2017 program year, the County and sub-recipients expended approximately \$804,663 on ESG activities. Services were provided throughout the County and cooperating cities. The County's ESG grant funds were matched far in excess of the required 100% match amount detailed in Section CR-75.

In FY 2016-2017, ESG funds were expended for the following non-administrative activities: \$377,998 in assistance to emergency/transitional shelters which benefited 3,270 homeless persons; \$10,000 in outreach assistance to which benefited 13 homeless persons; \$49,201 was used for homeless prevention activities providing services to 31 eligible persons; and \$310,065 assisted 114 eligible persons with rapid re-housing assistance.

As a requirement of the ESG federal Regulations 24CFR 576, a recipient must make matching contributions to supplement the recipient's ESG program in an amount that equals the amount of ESG funds provided by HUD. Matching contributions, referred to as "leveraging", may be obtained from any eligible source, including any Federal source other than the ESG program, as well as state, local, and private sources. Additional requirements apply to matching contributions from a Federal source of funds. Matching contributions for 2016-17 were \$3,272,346. Applicants are encouraged to utilize the greatest amount of leveraging as possible to improve the competitiveness of their proposal.

APPENDIX A

Report 4949.3 CDBG, ESG, AND HOME, PR26, and HOME MATCH

FINANCIAL SUMMARY Grantee Performance Report Community Development Block Grant Program		U.S. Department of Housing and Urban Development Office of Community Planning and Development		OMB Approval No. 2506-0077 (Exp.3/31/94)	
Public Reporting Burden for this collection of information is estimated to average 12 hours per response, including the time for reviewing instructions, searching existing data sources, gathering and maintaining the data needed, and completing and reviewing the collection of information. Send comments regarding this burden estimate or any other aspect of this collection of information, including suggestions for reducing this burden, to the Reports Management Officer, Office of Information Policies and Systems, U.S. Department of Housing and Urban Development, Washington, D.C. 20410-3600 and to the Office of Management and Budget, Paperwork Reduction Project (2506-0077), Washington, D.C. 20503. Do not send this completed form to either of these addresses.					
1.	Name of Grantee RIVERSIDE COUNTY ECONOMIC DEVELOPMENT AGENCY	2. Grant Number B16UC060506	3. Reporting period From 7/1/16 To 6/30/17		
Part I: Summary of CDBG Resources					
1.	Unexpended CDBG funds at end of previous reporting period (Balance from prior program years)			\$	8,995,480.00
2.	Entitlement Grant from form HUD-7082			\$	7,731,823.00
3.	Surplus Urban Renewal			\$	
4.	Section 108 Guaranteed Loan Funds (Principal Amount)			\$	
5.	Program Income received by:	Grantee (Column A)	Subrecipient (Column B)		
a.	Revolving Funds	68,895.57			
b.	Other (Identify below. If more space is needed use an attachment)				
	Revised draws from prior year PI	521,131.13	\$		
	Funds return to local account (LA)	191,763.20	\$		
c.	Total Program Income (Sum of columns a and b)			\$	781,789.90
6.	Prior Period Adjustments (if column is a negative amount, enclose in brackets)			\$	
7.	Total CDBG Funds available for use during this reporting period (sum of lines 1 through 6)			\$	17,509,092.90
Part II: Summary of CDBG Expenditures					
8.	Total expenditures reported on Activity Summary, forms HUD-4949.2 & 4949.2A			\$	8,020,674.45
9.	Total expended for Planning & Administration, form HUD-4949.2		1,359,826.89		
10.	Amount subject to Low/Mod Benefit Calculation (line 8 minus line 9)		6,660,847.56		
11.	CDBG funds used for section 108 principal & interest payments			\$	0.00
12.	Total expenditures (line 8 plus line 11)			\$	8,020,674.45
13.	Unexpended balance (line 7 minus line 12)			\$	9,488,418.45
Part III: Low/Mod Benefit This Reporting Period					
14.	Total Low/Mod credit for multi-unit housing expenditures from form HUD-4949.2A			\$	0.00
15.	Total from all other activities qualifying as low/mod expenditures from forms HUD-4949.2 and 4949.2A			\$	6,643,144.78
16.	Total (line 14 plus line 15)			\$	6,643,144.78
17.	Percent benefit to low/mod persons (line 16 divided by line 10 this reporting period)				99.73%
This form may be reproduced on local office copiers previous editions are obsolete. Retain this record for 3 years					form HUD-4949.3(06/24/93) ref Handbook 6510.2

Part IV: Low/Mod Benefit for Multi-Year Certifications (Complete only if certification period includes prior years)	
Program years (PY) covered in certification PY <u>2016</u> PY <u>2017</u> PY <u>2018</u>	
18. Cumulative net expenditures subject to program benefit calculation	6,643,144.78
19. Cumulative expenditures benefiting low/mod persons	6,643,144.78
20. Percent benefit to low/mod persons (line 19 divided by line 18)	100.00%
Part V: For Public Service (PS) Activities Only: Public Service Cap Calculation	
21. Total PS expenditures from column h, form HUD-4949.2A	1,110,323.95
22. Total PS unliquidated obligations from column r, form HUD-4949.2A	-
23. Sum of line 21 and line 22	1,110,323.95
24. Total PS unliquidated obligations reported at the end of the previous reporting period	-
25. No obligations for public services (line 23 minus line 24)	1,110,323.95
26. Amount of Program Income received in the preceding program year	73,696.21
27. Entitlement Grant Amount (from line 2)	7,731,823.00
28. Sum of line 26 and line 27	7,805,519.21
29. Percent funds obligated for Public Service Activities (line 25 divided by line 28)	14.22%
Part VI: Planning and Program Administration Cap Calculation	
30. Amount subject to planning and administrative cap (grant amount from line 2 plus line 5c)	7,800,718.57
31. Amount expended for Planning & Administration (from line 9 above) plus PA unliquidated obligations at end of Current Program Year	1,560,096.50
32. Percent funds expended (line 31 divided by line 30)	20.00%
Instructions	
<p>Name of Grantee: Enter the grantee's name as shown on the approved Grant Agreement (form HUD-7082) for the most recently completed program year.</p> <p>Grant Number: Enter the grant number assigned by HUD to the Community Development Block Grant for the most recently completed year.</p> <p>Period Covered: Enter the beginning date and ending date for the most recently completed program year.</p>	
<p>form HUD-4949.3 (06/24/93) ref Handbook 6510.2</p>	

S:\CDBG\CAPER 2017\Appendix\Appendix A-4949.3 Report_PR26_HOME Match\HESG 4949.16-17

6510.2 REV-2
Exhibit 3a

Part IV: Low/Mod Benefit for Multi-Year Certifications (Complete only if certification period includes prior years)	
Program years (PY) covered in certification PY___ PY___ PY___	
18. Cumulative net expenditures subject to program benefit calculation	0.00
19. Cumulative expenditures benefiting low/mod persons	0.00
20. Percent benefit to low/mod persons (line 19 divided by line 18)	0%
Part V: For Public Service (PS) Activities Only: Public Service Cap Calculation	
21. Total PS expenditures from column h, form HUD-4949.2A	0.00
22. Total PS unliquidated obligations from column r, form HUD-4949.2A	0.00
23. Sum of line 21 and line 22	0.00
24. Total PS unliquidated obligations reported at the end of the previous reporting period	0.00
25. No obligations for public services (line 23 minus line 24)	0.00
26. Amount of Program Income received in the preceding program year	0.00
27. Entitlement Grant Amount (from line 2)	649,342.00
28. Sum of line 26 and line 27	649,342.00
29. Percent funds obligated for Public Service Activities (line 25 divided by line 28)	0.00
Part VI: Planning and Program Administration Cap Calculation	
30. Amount subject to planning and administrative cap (grant amount from line 2 plus line 5c)	649,342.00
31. Amount expended for Planning & Administration (from line 9 above)	57,399
32. Percent funds expended (line 31 divided by line 30)	8.84%
Instructions Name of Grantee: Enter the grantee's name as shown on the approved Grant Agreement (form HUD-7082) for the most recently completed program year. Grant Number: Enter the grant number assigned by HUD to the Community Development Block Grant for the most recently completed year. Period Covered: Enter the beginning date and ending date for the most recently completed program year.	
form HUD-4949.3 (06/24/93) ref Handbook 6510.2	

FINANCIAL SUMMARY Grantee Performance Report HOME Program		U.S. Department of Housing and Urban Development Office of Community Planning and Development		OMB Approval No. 2506-0077 (Exp.3/31/94)	
Public Reporting Burden for this collection of information is estimated to average 12 hours per response, including the time for reviewing instructions, searching existing data sources, gathering and maintaining the data needed, and completing and reviewing the collection of information. Send comments regarding this burden estimate or any other aspect of this collection of information, including suggestions for reducing this burden, to the Reports Management Officer, Office of Information Policies and Systems, U.S. Department of Housing and Urban Development, Washington, D.C. 20410-3600 and to the Office of Management and Budget, Paperwork Reduction Project (2506-0077), Washington, D.C. 20503. Do not send this completed form to either of these addresses.					
1. Name of Grantee RIVERSIDE COUNTY ECONOMIC DEVELOPMENT AGENCY		2. Grant Number M16UC060530		3. Reporting period From 07/01/16 To 06/30/17	
Part I: Summary of HOME Resources					
1. Unexpended HOME funds at end of previous reporting period (Balance from prior program years)				\$	3,926,930.89
2. Entitlement Grant from form HUD-7082				\$	1,864,798.00
				M-16-UC-06-0530	
3. Prior Period Adjustments (if column is a negative amount, enclose in brackets)				\$	
4. Section 108 Guaranteed Loan Funds (Principal Amount)				\$	
5. Program Income received by:		Grantee (Column A)	Subrecipient (Column B)		
a. Revolving Funds (PI)		98,014.97			
b. Other (Identify below. If more space is needed use an attachment)					
Receipt from Local Account (HP)		507,786.86	\$		
			\$		
c. Total Program Income (Sum of columns a and b)		605,801.83		\$	605,801.83
6. Prior Period Adjustments (if column is a negative amount, enclose in brackets)				\$	-
7. Total HOME Funds available for use during this reporting period (sum of lines 1 through 6)				\$	6,397,530.72
Part II: Summary of HOME Expenditures					
8. Total expenditures reported on Activity Summary				\$	3,265,650.56
9. Total expended for Planning & Administration			287,178.85		
10. Amount subject to Low/Mod Benefit Calculation (line 8 minus line 9)			2,978,471.71		
11. HOME funds used for section 108 principal & interest payments				\$	0
12. Total expenditures (line 8 plus line 11)				\$	3,265,650.56
13. Unexpended balance (line 7 minus line 12)				\$	3,131,880.16
Part III: Low/Mod Benefit This Reporting Period					
14. Total Low/Mod credit for multi-unit housing expenditures				\$	2,978,471.71
15. Total from all other activities qualifying as low/mod expenditures				\$	
16. Total (line 14 plus line 15)				\$	2,978,471.71
17. Percent benefit to low/mod persons (line 16 divided by line 10 this reporting period)					100.00%
This form may be reproduced on local office copiers previous editions are obsolete. Retain this record for 3 years				Page (1) of (2)	
				form HUD-4949.3(06/24/93) ref Handbook 6510.2	

6510.2 REV-2
Exhibit 3a

Part IV: Low/Mod Benefit for Multi-Year Certifications (Complete only if certification period includes prior years)	
Program years (PY) covered in certification PY <u>2018</u> PY <u>2017</u> PY <u>2016</u>	
18. Cumulative net expenditures subject to program benefit calculation	2,978,471.71
19. Cumulative expenditures benefiting low/mod persons	2,978,471.71
20. Percent benefit to low/mod persons (line 19 divided by line 18)	100%
Part V: For Public Service (PS) Activities Only: Public Service Cap Calculation	
21. Total PS expenditures from column h, form HUD-4949.2A	0.00
22. Total PS unliquidated obligations from column r, form HUD-4949.2A	0.00
23. Sum of line 21 and line 22	0.00
24. Total PS unliquidated obligations reported at the end of the previous reporting period	0.00
25. No obligations for public services (line 23 minus line 24)	0.00
26. Amount of Program Income received in the preceding program year	0.00
27. Entitlement Grant Amount (from line 2)	0
28. Sum of line 26 and line 27	0
29. Percent funds obligated for Public Service Activities (line 25 divided by line 28)	0.0%
Part VI: Planning and Program Administration Cap Calculation	
30. Amount subject to planning and administrative cap (grant amount from line 2 plus line 5c)	2,470,599.83
31. Amount expended for Planning & Administration (from line 9 above)	287,178.85
32. Percent of HOME funds expended for Planning and Admin (line 31 divided by line 30)	11.62%
Instructions Name of Grantee: Enter the grantee's name as shown on the approved Grant Agreement (form HUD-7082) for the most recently completed program year. Grant Number: Enter the grant number assigned by HUD to the Community Development Block Grant for the most recently completed year. Period Covered: Enter the beginning date and ending date for the most recently completed program year.	
form HUD-4949.3 (06/24/93) ref Handbook 6510.2	



PART I: SUMMARY OF CDBG RESOURCES

01 UNEXPENDED CDBG FUNDS AT END OF PREVIOUS PROGRAM YEAR	8,995,480.00
02 ENTITLEMENT GRANT	7,731,823.00
03 SURPLUS URBAN RENEWAL	0.00
04 SECTION 108 GUARANTEED LOAN FUNDS	0.00
05 CURRENT YEAR PROGRAM INCOME	68,895.57
05a CURRENT YEAR SECTION 108 PROGRAM INCOME (FOR SI TYPE)	0.00
06 FUNDS RETURNED TO THE LINE-OF-CREDIT	0.00
06a FUNDS RETURNED TO THE LOCAL CDBG ACCOUNT	191,763.20
07 ADJUSTMENT TO COMPUTE TOTAL AVAILABLE	521,131.13
08 TOTAL AVAILABLE (SUM, LINES 01-07)	17,509,092.90

PART II: SUMMARY OF CDBG EXPENDITURES

09 DISBURSEMENTS OTHER THAN SECTION 108 REPAYMENTS AND PLANNING/ADMINISTRATION	6,660,847.56
10 ADJUSTMENT TO COMPUTE TOTAL AMOUNT SUBJECT TO LOW/MOD BENEFIT	0.00
11 AMOUNT SUBJECT TO LOW/MOD BENEFIT (LINE 09 + LINE 10)	6,660,847.56
12 DISBURSED IN IDIS FOR PLANNING/ADMINISTRATION	1,359,826.89
13 DISBURSED IN IDIS FOR SECTION 108 REPAYMENTS	0.00
14 ADJUSTMENT TO COMPUTE TOTAL EXPENDITURES	0.00
15 TOTAL EXPENDITURES (SUM, LINES 11-14)	8,020,674.45
16 UNEXPENDED BALANCE (LINE 08 - LINE 15)	9,488,418.45

PART III: LOWMOD BENEFIT THIS REPORTING PERIOD

17 EXPENDED FOR LOW/MOD HOUSING IN SPECIAL AREAS	0.00
18 EXPENDED FOR LOW/MOD MULTI-UNIT HOUSING	0.00
19 DISBURSED FOR OTHER LOW/MOD ACTIVITIES	6,643,144.78
20 ADJUSTMENT TO COMPUTE TOTAL LOW/MOD CREDIT	0.00
21 TOTAL LOW/MOD CREDIT (SUM, LINES 17-20)	6,643,144.78
22 PERCENT LOW/MOD CREDIT (LINE 21/LINE 11)	99.73%

LOW/MOD BENEFIT FOR MULTI-YEAR CERTIFICATIONS

23 PROGRAM YEARS(PY) COVERED IN CERTIFICATION	PY: 2016 PY: 2017 PY: 2018
24 CUMULATIVE NET EXPENDITURES SUBJECT TO LOW/MOD BENEFIT CALCULATION	6,643,144.78
25 CUMULATIVE EXPENDITURES BENEFITING LOW/MOD PERSONS	6,643,144.78
26 PERCENT BENEFIT TO LOW/MOD PERSONS (LINE 25/LINE 24)	100.00%

PART IV: PUBLIC SERVICE (PS) CAP CALCULATIONS

27 DISBURSED IN IDIS FOR PUBLIC SERVICES	1,110,323.95
28 PS UNLIQUIDATED OBLIGATIONS AT END OF CURRENT PROGRAM YEAR	0.00
29 PS UNLIQUIDATED OBLIGATIONS AT END OF PREVIOUS PROGRAM YEAR	0.00
30 ADJUSTMENT TO COMPUTE TOTAL PS OBLIGATIONS	0.00
31 TOTAL PS OBLIGATIONS (LINE 27 + LINE 28 - LINE 29 + LINE 30)	1,110,323.95
32 ENTITLEMENT GRANT	7,731,823.00
33 PRIOR YEAR PROGRAM INCOME	73,696.21
34 ADJUSTMENT TO COMPUTE TOTAL SUBJECT TO PS CAP	0.00
35 TOTAL SUBJECT TO PS CAP (SUM, LINES 32-34)	7,805,519.21
36 PERCENT FUNDS OBLIGATED FOR PS ACTIVITIES (LINE 31/LINE 35)	14.22%

PART V: PLANNING AND ADMINISTRATION (PA) CAP

37 DISBURSED IN IDIS FOR PLANNING/ADMINISTRATION	1,359,826.89
38 PA UNLIQUIDATED OBLIGATIONS AT END OF CURRENT PROGRAM YEAR	431,676.44
39 PA UNLIQUIDATED OBLIGATIONS AT END OF PREVIOUS PROGRAM YEAR	231,406.83
40 ADJUSTMENT TO COMPUTE TOTAL PA OBLIGATIONS	0.00
41 TOTAL PA OBLIGATIONS (LINE 37 + LINE 38 - LINE 39 +LINE 40)	1,560,096.50
42 ENTITLEMENT GRANT	7,731,823.00
43 CURRENT YEAR PROGRAM INCOME	68,895.57
44 ADJUSTMENT TO COMPUTE TOTAL SUBJECT TO PA CAP	0.00
45 TOTAL SUBJECT TO PA CAP (SUM, LINES 42-44)	7,800,718.57
46 PERCENT FUNDS OBLIGATED FOR PA ACTIVITIES (LINE 41/LINE 45)	20.00%

LINE 17 DETAIL: ACTIVITIES TO CONSIDER IN DETERMINING THE AMOUNT TO ENTER ON LINE 17

Report returned no data.

LINE 18 DETAIL: ACTIVITIES TO CONSIDER IN DETERMINING THE AMOUNT TO ENTER ON LINE 18

Report returned no data.

LINE 19 DETAIL: ACTIVITIES INCLUDED IN THE COMPUTATION OF LINE 19

Plan Year	IDIS Project	IDIS Activity	Voucher Number	Activity Name	Matrix Code	National Objective	Drawn Amount
2013	45	5472	5947063	3.99-13 - Mid-County Regional Service Center	03	LMC	\$81,725.85
2013	45	5472	5951196	3.99-13 - Mid-County Regional Service Center	03	LMC	\$5,094.70
2013	45	5472	5951206	3.99-13 - Mid-County Regional Service Center	03	LMC	\$639.13
2013	45	5472	5955130	3.99-13 - Mid-County Regional Service Center	03	LMC	\$2,419.73
2013	45	5472	5956472	3.99-13 - Mid-County Regional Service Center	03	LMC	\$2,229.30
2013	45	5472	5959966	3.99-13 - Mid-County Regional Service Center	03	LMC	\$3,055.75
2013	45	5472	5961686	3.99-13 - Mid-County Regional Service Center	03	LMC	\$2,682.26
2013	45	5472	5963934	3.99-13 - Mid-County Regional Service Center	03	LMC	\$39,548.50
2013	45	5472	5965856	3.99-13 - Mid-County Regional Service Center	03	LMC	\$71.20
2013	45	5472	5968054	3.99-13 - Mid-County Regional Service Center	03	LMC	\$936.90
2013	45	5472	5971469	3.99-13 - Mid-County Regional Service Center	03	LMC	\$4,262.17
2013	45	5472	5981928	3.99-13 - Mid-County Regional Service Center	03	LMC	\$2,531.00
2013	45	5472	5983023	3.99-13 - Mid-County Regional Service Center	03	LMC	\$1,356.86
2013	45	5472	5983341	3.99-13 - Mid-County Regional Service Center	03	LMC	\$20,158.73
2013	45	5472	5990156	3.99-13 - Mid-County Regional Service Center	03	LMC	\$2,051.27
2013	45	5472	5995343	3.99-13 - Mid-County Regional Service Center	03	LMC	\$720.83
2013	45	5472	5999800	3.99-13 - Mid-County Regional Service Center	03	LMC	\$604.95
2013	45	5472	6008032	3.99-13 - Mid-County Regional Service Center	03	LMC	\$667.76
2013	45	5472	6010439	3.99-13 - Mid-County Regional Service Center	03	LMC	\$244.85
2013	45	5472	6023971	3.99-13 - Mid-County Regional Service Center	03	LMC	\$80.50
2013	45	5472	6028186	3.99-13 - Mid-County Regional Service Center	03	LMC	\$2,830.01
2013	45	5472	6032045	3.99-13 - Mid-County Regional Service Center	03	LMC	\$2,802.71
2013	45	5472	6033302	3.99-13 - Mid-County Regional Service Center	03	LMC	\$3,120.28
2013	45	5472	6047964	3.99-13 - Mid-County Regional Service Center	03	LMC	\$2,529.66
2013	45	5472	6051173	3.99-13 - Mid-County Regional Service Center	03	LMC	\$2,495.88
2013	45	5472	6053878	3.99-13 - Mid-County Regional Service Center	03	LMC	\$2,142.32
2013	45	5472	6060132	3.99-13 - Mid-County Regional Service Center	03	LMC	\$202.03
2013	45	5472	6066761	3.99-13 - Mid-County Regional Service Center	03	LMC	\$1,242.32
2014	77	5625	6033302	4.164-14 - S.C.R.A.P. Gallery Mural Program	03	LMA	\$1,089.35
2014	77	5625	6066764	4.164-14 - S.C.R.A.P. Gallery Mural Program	03	LMA	\$1,201.17
2014	101	5670	5947063	4.168-14 - Colorado River Community Center	03	LMA	\$17.45
2014	101	5670	5951196	4.168-14 - Colorado River Community Center	03	LMA	\$5,249.68
2014	101	5670	5959966	4.168-14 - Colorado River Community Center	03	LMA	\$4,803.20
2014	101	5670	5961355	4.168-14 - Colorado River Community Center	03	LMA	\$17,375.00
2014	101	5670	5963765	4.168-14 - Colorado River Community Center	03	LMA	\$400.00
2014	101	5670	5965856	4.168-14 - Colorado River Community Center	03	LMA	\$25,424.36
2014	101	5670	5968054	4.168-14 - Colorado River Community Center	03	LMA	\$7,273.72
2014	101	5670	5976278	4.168-14 - Colorado River Community Center	03	LMA	\$600.00
2014	101	5670	5976964	4.168-14 - Colorado River Community Center	03	LMA	\$25,424.36
2014	101	5670	5990156	4.168-14 - Colorado River Community Center	03	LMA	\$14,160.00
2014	101	5670	5995537	4.168-14 - Colorado River Community Center	03	LMA	\$21,199.83
2014	101	5670	6008909	4.168-14 - Colorado River Community Center	03	LMA	\$9,275.00
2014	101	5670	6018602	4.168-14 - Colorado River Community Center	03	LMA	\$4,691.02
2014	101	5670	6018688	4.168-14 - Colorado River Community Center	03	LMA	\$14,693.98

2014	101	5670	6025013	4.168-14 - Colorado River Community Center	03	LMA	\$287.98
2014	101	5670	6028186	4.168-14 - Colorado River Community Center	03	LMA	\$2,070.00
2014	101	5670	6042810	4.168-14 - Colorado River Community Center	03	LMA	\$165.00
2014	101	5670	6054971	4.168-14 - Colorado River Community Center	03	LMA	\$3,262.02
2014	101	5812	5951193	4.168-14 - Activity Delivery Cost- Colorado River Community Center	03	LMA	\$426.73
2014	101	5812	5955123	4.168-14 - Activity Delivery Cost- Colorado River Community Center	03	LMA	\$141.21
2014	101	5812	5956475	4.168-14 - Activity Delivery Cost- Colorado River Community Center	03	LMA	\$270.31
2014	101	5812	5959961	4.168-14 - Activity Delivery Cost- Colorado River Community Center	03	LMA	\$3,815.46
2014	101	5812	5961683	4.168-14 - Activity Delivery Cost- Colorado River Community Center	03	LMA	\$2,126.96
2014	101	5812	5970308	4.168-14 - Activity Delivery Cost- Colorado River Community Center	03	LMA	\$1,010.04
2014	101	5812	5971469	4.168-14 - Activity Delivery Cost- Colorado River Community Center	03	LMA	\$1,220.52
2014	101	5812	5981928	4.168-14 - Activity Delivery Cost- Colorado River Community Center	03	LMA	\$1,411.73
2014	101	5812	5983023	4.168-14 - Activity Delivery Cost- Colorado River Community Center	03	LMA	\$3,148.95
2014	101	5812	5990156	4.168-14 - Activity Delivery Cost- Colorado River Community Center	03	LMA	\$4,522.47
2014	101	5812	5995343	4.168-14 - Activity Delivery Cost- Colorado River Community Center	03	LMA	\$2,276.16
2014	101	5812	5995544	4.168-14 - Activity Delivery Cost- Colorado River Community Center	03	LMA	\$370.82
2014	101	5812	5999800	4.168-14 - Activity Delivery Cost- Colorado River Community Center	03	LMA	\$1,013.47
2014	101	5812	6005710	4.168-14 - Activity Delivery Cost- Colorado River Community Center	03	LMA	\$304.21
2014	101	5812	6008032	4.168-14 - Activity Delivery Cost- Colorado River Community Center	03	LMA	\$1,121.16
2014	101	5812	6010439	4.168-14 - Activity Delivery Cost- Colorado River Community Center	03	LMA	\$458.71
2014	101	5812	6023104	4.168-14 - Activity Delivery Cost- Colorado River Community Center	03	LMA	\$299.51
2014	101	5812	6023971	4.168-14 - Activity Delivery Cost- Colorado River Community Center	03	LMA	\$284.96
2014	101	5812	6025012	4.168-14 - Activity Delivery Cost- Colorado River Community Center	03	LMA	\$354.79
2014	101	5812	6028186	4.168-14 - Activity Delivery Cost- Colorado River Community Center	03	LMA	\$187.35
2014	101	5812	6032045	4.168-14 - Activity Delivery Cost- Colorado River Community Center	03	LMA	\$488.18
2014	101	5812	6032275	4.168-14 - Activity Delivery Cost- Colorado River Community Center	03	LMA	\$356.99
2014	101	5812	6033302	4.168-14 - Activity Delivery Cost- Colorado River Community Center	03	LMA	\$210.33
2014	101	5812	6042802	4.168-14 - Activity Delivery Cost- Colorado River Community Center	03	LMA	\$25.08
2014	101	5812	6049074	4.168-14 - Activity Delivery Cost- Colorado River Community Center	03	LMA	\$484.13
2014	101	5812	6051173	4.168-14 - Activity Delivery Cost- Colorado River Community Center	03	LMA	\$395.94
2014	101	5812	6053878	4.168-14 - Activity Delivery Cost- Colorado River Community Center	03	LMA	\$699.72
2014	101	5812	6060132	4.168-14 - Activity Delivery Cost- Colorado River Community Center	03	LMA	\$751.94
2014	101	5812	6063455	4.168-14 - Activity Delivery Cost- Colorado River Community Center	03	LMA	\$216.63
2014	101	5812	6066761	4.168-14 - Activity Delivery Cost- Colorado River Community Center	03	LMA	\$329.95
2015	102	5785	5995544	5.80-15 - March Field Air Museum ADA Project	03	LMC	\$3,948.00
2015	102	5785	6021756	5.80-15 - March Field Air Museum ADA Project	03	LMC	\$96,582.00
2015	102	5821	5951206	5.80-15 - Activity Delivery Cost- March Field Air Museum ADA Project	03	LMC	\$645.40
2015	102	5821	5955130	5.80-15 - Activity Delivery Cost- March Field Air Museum ADA Project	03	LMC	\$1,529.40
2015	102	5821	5956472	5.80-15 - Activity Delivery Cost- March Field Air Museum ADA Project	03	LMC	\$1,205.83
2015	102	5821	5961686	5.80-15 - Activity Delivery Cost- March Field Air Museum ADA Project	03	LMC	\$886.90
2015	102	5821	5971469	5.80-15 - Activity Delivery Cost- March Field Air Museum ADA Project	03	LMC	\$1,309.05
2015	102	5821	5983023	5.80-15 - Activity Delivery Cost- March Field Air Museum ADA Project	03	LMC	\$2,419.09
2015	102	5821	5990156	5.80-15 - Activity Delivery Cost- March Field Air Museum ADA Project	03	LMC	\$1,403.09
2015	102	5821	5995343	5.80-15 - Activity Delivery Cost- March Field Air Museum ADA Project	03	LMC	\$93.45
2015	102	5821	5995355	5.80-15 - Activity Delivery Cost- March Field Air Museum ADA Project	03	LMC	\$1,650.94
2015	102	5821	5999784	5.80-15 - Activity Delivery Cost- March Field Air Museum ADA Project	03	LMC	\$217.83
2015	102	5821	5999794	5.80-15 - Activity Delivery Cost- March Field Air Museum ADA Project	03	LMC	\$1,150.13
2015	102	5821	6008012	5.80-15 - Activity Delivery Cost- March Field Air Museum ADA Project	03	LMC	\$3,628.08
2015	102	5821	6014596	5.80-15 - Activity Delivery Cost- March Field Air Museum ADA Project	03	LMC	\$1,416.12
2015	102	5821	6023971	5.80-15 - Activity Delivery Cost- March Field Air Museum ADA Project	03	LMC	\$1,212.91
2015	102	5821	6025012	5.80-15 - Activity Delivery Cost- March Field Air Museum ADA Project	03	LMC	\$1,055.70

2015	102	5821	6032045	5.80-15 - Activity Delivery Cost- March Field Air Museum ADA Project	03	LMC	\$2,027.12
2015	102	5821	6033302	5.80-15 - Activity Delivery Cost- March Field Air Museum ADA Project	03	LMC	\$704.27
2015	102	5821	6033309	5.80-15 - Activity Delivery Cost- March Field Air Museum ADA Project	03	LMC	\$145.50
2015	102	5821	6041265	5.80-15 - Activity Delivery Cost- March Field Air Museum ADA Project	03	LMC	\$475.60
2016	8	5847	5968054	9.143-16 - Fair Housing Public Facility Fund	03	LMC	\$1,963.55
2016	8	5847	5976278	9.143-16 - Fair Housing Public Facility Fund	03	LMC	\$756.81
2016	8	5847	5983341	9.143-16 - Fair Housing Public Facility Fund	03	LMC	\$691.28
2016	8	5847	5992403	9.143-16 - Fair Housing Public Facility Fund	03	LMC	\$1,332.54
2016	8	5847	6001341	9.143-16 - Fair Housing Public Facility Fund	03	LMC	\$1,332.54
2016	8	5847	6013009	9.143-16 - Fair Housing Public Facility Fund	03	LMC	\$840.19
2016	8	5847	6021750	9.143-16 - Fair Housing Public Facility Fund	03	LMC	\$1,185.66
2016	8	5847	6031271	9.143-16 - Fair Housing Public Facility Fund	03	LMC	\$904.01
2016	8	5847	6042813	9.143-16 - Fair Housing Public Facility Fund	03	LMC	\$621.79
2016	8	5847	6050515	9.143-16 - Fair Housing Public Facility Fund	03	LMC	\$866.64
2016	18	5851	5976278	9.147-16 - EDM ADA Assessment	03	LMC	\$294.67
2016	18	5851	5981928	9.147-16 - EDM ADA Assessment	03	LMC	\$73.67
2016	18	5851	5990156	9.147-16 - EDM ADA Assessment	03	LMC	\$547.99
2016	18	5851	6063448	9.147-16 - EDM ADA Assessment	03	LMC	\$44.20
2016	85	5923	5999784	4.LQ.26-16 - City of La Quinta ADA Improvements	03	LMC	\$29.33
2016	85	5923	6008035	4.LQ.26-16 - City of La Quinta ADA Improvements	03	LMC	\$509.18
2016	85	5923	6010454	4.LQ.26-16 - City of La Quinta ADA Improvements	03	LMC	\$191.04
2016	85	5923	6025014	4.LQ.26-16 - City of La Quinta ADA Improvements	03	LMC	\$300.21
2016	85	5923	6028190	4.LQ.26-16 - City of La Quinta ADA Improvements	03	LMC	\$99,636.30
2016	85	5923	6032189	4.LQ.26-16 - City of La Quinta ADA Improvements	03	LMC	\$363.24
2016	85	5923	6033309	4.LQ.26-16 - City of La Quinta ADA Improvements	03	LMC	\$262.91
2016	85	5923	6037794	4.LQ.26-16 - City of La Quinta ADA Improvements	03	LMC	\$2,726.26
2016	85	5923	6041265	4.LQ.26-16 - City of La Quinta ADA Improvements	03	LMC	\$109.24
2016	85	5923	6053895	4.LQ.26-16 - City of La Quinta ADA Improvements	03	LMC	\$215.30
2016	85	5923	6054170	4.LQ.26-16 - City of La Quinta ADA Improvements	03	LMC	\$5,032.44
2016	97	5911	5983023	5.BN.34-16 - Banning Community/Senior Center Rehabilitation Project	03	LMA	\$254.46
2016	97	5911	5992428	5.BN.34-16 - Banning Community/Senior Center Rehabilitation Project	03	LMA	\$143.06
2016	97	5911	5999784	5.BN.34-16 - Banning Community/Senior Center Rehabilitation Project	03	LMA	\$176.04
2016	97	5911	6021757	5.BN.34-16 - Banning Community/Senior Center Rehabilitation Project	03	LMA	\$507.18
2016	97	5911	6025014	5.BN.34-16 - Banning Community/Senior Center Rehabilitation Project	03	LMA	\$54.58
2016	97	5911	6032189	5.BN.34-16 - Banning Community/Senior Center Rehabilitation Project	03	LMA	\$43.06
2016	97	5911	6033309	5.BN.34-16 - Banning Community/Senior Center Rehabilitation Project	03	LMA	\$52.58
2016	97	5911	6037794	5.BN.34-16 - Banning Community/Senior Center Rehabilitation Project	03	LMA	\$2,970.00
2016	97	5911	6041265	5.BN.34-16 - Banning Community/Senior Center Rehabilitation Project	03	LMA	\$7.32
2016	97	5911	6047996	5.BN.34-16 - Banning Community/Senior Center Rehabilitation Project	03	LMA	\$593.91
2016	97	5911	6051209	5.BN.34-16 - Banning Community/Senior Center Rehabilitation Project	03	LMA	\$527.06
2016	97	5911	6053895	5.BN.34-16 - Banning Community/Senior Center Rehabilitation Project	03	LMA	\$72.66
2016	97	5911	6066766	5.BN.34-16 - Banning Community/Senior Center Rehabilitation Project	03	LMA	\$145.32
2016	99	5935	5971469	3.128-16 - Community Multi-Service/Food Pantry of Murrieta	03	LMC	\$788.62
2016	99	5935	5983023	3.128-16 - Community Multi-Service/Food Pantry of Murrieta	03	LMC	\$1,926.38
2016	99	5935	6010454	3.128-16 - Community Multi-Service/Food Pantry of Murrieta	03	LMC	\$202.06
2016	99	5935	6032189	3.128-16 - Community Multi-Service/Food Pantry of Murrieta	03	LMC	\$190.03
2016	99	5935	6041265	3.128-16 - Community Multi-Service/Food Pantry of Murrieta	03	LMC	\$179.30
2016	99	5935	6050513	3.128-16 - Community Multi-Service/Food Pantry of Murrieta	03	LMC	\$13,819.60
2016	99	5935	6063449	3.128-16 - Community Multi-Service/Food Pantry of Murrieta	03	LMC	\$101.02
2016	99	5935	6066764	3.128-16 - Community Multi-Service/Food Pantry of Murrieta	03	LMC	\$204.92
2016	105	5946	6041245	5.87-16 - Perris Valley Cemetery ADA Compliance Improvements	03	LMC	\$358.62

2016	105	5946	6047979	5.87-16 - Perris Valley Cemetery ADA Compliance Improvements	03	LMC	\$89.65
2016	105	5946	6051191	5.87-16 - Perris Valley Cemetery ADA Compliance Improvements	03	LMC	\$505.09
2016	105	5946	6053886	5.87-16 - Perris Valley Cemetery ADA Compliance Improvements	03	LMC	\$2,821.62
2016	105	5946	6060160	5.87-16 - Perris Valley Cemetery ADA Compliance Improvements	03	LMC	\$3,425.96
2016	105	5946	6066762	5.87-16 - Perris Valley Cemetery ADA Compliance Improvements	03	LMC	\$2,424.89
					03	Matrix Code	\$652,957.37
2011	95	5197	5970308	3.MR.23-11 - Murrieta Senior Center Expansion Project	03A	LMC	\$20,711.28
2011	95	5197	5983023	3.MR.23-11 - Murrieta Senior Center Expansion Project	03A	LMC	\$186.65
2011	95	5197	5990156	3.MR.23-11 - Murrieta Senior Center Expansion Project	03A	LMC	\$2,814.18
2011	95	5197	5995343	3.MR.23-11 - Murrieta Senior Center Expansion Project	03A	LMC	\$1,312.40
2011	95	5197	5999800	3.MR.23-11 - Murrieta Senior Center Expansion Project	03A	LMC	\$86.43
2011	95	5197	6010439	3.MR.23-11 - Murrieta Senior Center Expansion Project	03A	LMC	\$188.89
2011	95	5197	6053878	3.MR.23-11 - Murrieta Senior Center Expansion Project	03A	LMC	\$127.75
2011	95	5197	6060132	3.MR.23-11 - Murrieta Senior Center Expansion Project	03A	LMC	\$287.89
2012	93	5365	6008118	3.MR.28-12 - Murrieta Senior Center Expansion	03A	LMC	\$813.66
2012	93	5365	6018602	3.MR.28-12 - Murrieta Senior Center Expansion	03A	LMC	\$165.44
2012	93	5365	6032045	3.MR.28-12 - Murrieta Senior Center Expansion	03A	LMC	\$178.07
2012	93	5365	6049070	3.MR.28-12 - Murrieta Senior Center Expansion	03A	LMC	\$9,182.01
2012	93	5365	6051173	3.MR.28-12 - Murrieta Senior Center Expansion	03A	LMC	\$133.59
2012	93	5365	6060132	3.MR.28-12 - Murrieta Senior Center Expansion	03A	LMC	\$359.86
2013	37	5464	5970308	2.57-13 - Eddie Dee Smith Senior Center Improvement Project	03A	LMC	\$147.33
2013	37	5464	5995343	2.57-13 - Eddie Dee Smith Senior Center Improvement Project	03A	LMC	\$445.35
2013	37	5464	5999800	2.57-13 - Eddie Dee Smith Senior Center Improvement Project	03A	LMC	\$86.43
2013	37	5464	6001377	2.57-13 - Eddie Dee Smith Senior Center Improvement Project	03A	LMC	\$294.66
2013	37	5464	6051173	2.57-13 - Eddie Dee Smith Senior Center Improvement Project	03A	LMC	\$133.59
2013	85	5512	5970308	3.MR.32-13 - Senior Center Recreation Facility Improvement Project	03A	LMC	\$1,316.76
2013	85	5512	5983023	3.MR.32-13 - Senior Center Recreation Facility Improvement Project	03A	LMC	\$124.43
2013	85	5512	5990156	3.MR.32-13 - Senior Center Recreation Facility Improvement Project	03A	LMC	\$2,235.97
2013	85	5512	5995343	3.MR.32-13 - Senior Center Recreation Facility Improvement Project	03A	LMC	\$1,487.37
2013	85	5512	5999800	3.MR.32-13 - Senior Center Recreation Facility Improvement Project	03A	LMC	\$86.43
2013	85	5512	6008118	3.MR.32-13 - Senior Center Recreation Facility Improvement Project	03A	LMC	\$388.85
2013	85	5512	6010439	3.MR.32-13 - Senior Center Recreation Facility Improvement Project	03A	LMC	\$188.89
2013	85	5512	6018602	3.MR.32-13 - Senior Center Recreation Facility Improvement Project	03A	LMC	\$409.82
2013	85	5512	6033302	3.MR.32-13 - Senior Center Recreation Facility Improvement Project	03A	LMC	\$124.54
2013	85	5512	6049070	3.MR.32-13 - Senior Center Recreation Facility Improvement Project	03A	LMC	\$13,650.00
2013	85	5512	6060132	3.MR.32-13 - Senior Center Recreation Facility Improvement Project	03A	LMC	\$71.97
					03A	Matrix Code	\$57,740.49
2015	48	5733	5959961	4.186-15 - Desert Arc ADA Improvements	03B	LMC	\$29,520.00
2015	48	5827	5961686	4.186-15 - Activity Delivery Cost- Desert Arc ADA Improvements	03B	LMC	\$64.88
2015	48	5827	5990156	4.186-15 - Activity Delivery Cost- Desert Arc ADA Improvements	03B	LMC	\$71.53
2015	48	5827	5995343	4.186-15 - Activity Delivery Cost- Desert Arc ADA Improvements	03B	LMC	\$56.87
2016	79	5899	5992428	4.203-16 - Desert Arc Facility Improvement Project	03B	LMC	\$170.20
2016	79	5899	5995355	4.203-16 - Desert Arc Facility Improvement Project	03B	LMC	\$227.49
2016	79	5899	5999784	4.203-16 - Desert Arc Facility Improvement Project	03B	LMC	\$205.37
2016	79	5899	6010454	4.203-16 - Desert Arc Facility Improvement Project	03B	LMC	\$153.57
2016	79	5899	6023979	4.203-16 - Desert Arc Facility Improvement Project	03B	LMC	\$170.97
2016	79	5899	6028189	4.203-16 - Desert Arc Facility Improvement Project	03B	LMC	\$5,468.04
2016	79	5899	6032189	4.203-16 - Desert Arc Facility Improvement Project	03B	LMC	\$489.70
2016	79	5899	6032278	4.203-16 - Desert Arc Facility Improvement Project	03B	LMC	\$34,722.40
2016	79	5899	6033309	4.203-16 - Desert Arc Facility Improvement Project	03B	LMC	\$105.17
2016	79	5899	6035043	4.203-16 - Desert Arc Facility Improvement Project	03B	LMC	\$0.60

2016	79	5899	6041265	4.203-16 - Desert Arc Facility Improvement Project	03B	LMC	\$221.16
2016	79	5899	6047996	4.203-16 - Desert Arc Facility Improvement Project	03B	LMC	\$1,079.32
2016	79	5899	6051209	4.203-16 - Desert Arc Facility Improvement Project	03B	LMC	\$1,152.25
2016	79	5899	6053895	4.203-16 - Desert Arc Facility Improvement Project	03B	LMC	\$161.47
2016	79	5899	6063448	4.203-16 - Desert Arc Facility Improvement Project	03B	LMC	\$830.40
					03B	Matrix Code	\$74,871.39
2016	78	5903	5992428	4.207-16 - MVK Energy Improvement Project	03C	LMC	\$143.06
2016	78	5903	5995355	4.207-16 - MVK Energy Improvement Project	03C	LMC	\$682.48
2016	78	5903	5999784	4.207-16 - MVK Energy Improvement Project	03C	LMC	\$88.01
2016	78	5903	6010454	4.207-16 - MVK Energy Improvement Project	03C	LMC	\$81.88
2016	78	5903	6023979	4.207-16 - MVK Energy Improvement Project	03C	LMC	\$28.50
2016	78	5903	6025014	4.207-16 - MVK Energy Improvement Project	03C	LMC	\$54.58
2016	78	5903	6032189	4.207-16 - MVK Energy Improvement Project	03C	LMC	\$150.68
2016	78	5903	6033309	4.207-16 - MVK Energy Improvement Project	03C	LMC	\$236.62
2016	78	5903	6037794	4.207-16 - MVK Energy Improvement Project	03C	LMC	\$9,600.00
2016	78	5903	6041265	4.207-16 - MVK Energy Improvement Project	03C	LMC	\$57.13
2016	78	5903	6049082	4.207-16 - MVK Energy Improvement Project	03C	LMC	\$40,536.00
2016	78	5903	6053895	4.207-16 - MVK Energy Improvement Project	03C	LMC	\$360.61
2016	78	5903	6054178	4.207-16 - MVK Energy Improvement Project	03C	LMC	\$29,864.00
2016	78	5903	6063448	4.207-16 - MVK Energy Improvement Project	03C	LMC	\$404.88
2016	78	5903	6066767	4.207-16 - MVK Energy Improvement Project	03C	LMC	\$48.44
					03C	Matrix Code	\$82,336.87
2014	63	5613	5970308	3.MR.34-14 - Murrieta Community Center ADA Restroom Project	03E	LMC	\$653.27
2014	63	5613	5983023	3.MR.34-14 - Murrieta Community Center ADA Restroom Project	03E	LMC	\$124.43
2014	63	5613	5990156	3.MR.34-14 - Murrieta Community Center ADA Restroom Project	03E	LMC	\$2,112.26
2014	63	5613	5995343	3.MR.34-14 - Murrieta Community Center ADA Restroom Project	03E	LMC	\$874.92
2014	63	5613	5999800	3.MR.34-14 - Murrieta Community Center ADA Restroom Project	03E	LMC	\$86.43
2014	63	5613	6008118	3.MR.34-14 - Murrieta Community Center ADA Restroom Project	03E	LMC	\$123.56
2014	63	5613	6010454	3.MR.34-14 - Murrieta Community Center ADA Restroom Project	03E	LMC	\$188.89
2014	63	5613	6018602	3.MR.34-14 - Murrieta Community Center ADA Restroom Project	03E	LMC	\$56.21
2014	63	5613	6053895	3.MR.34-14 - Murrieta Community Center ADA Restroom Project	03E	LMC	\$191.63
2014	63	5613	6054156	3.MR.34-14 - Murrieta Community Center ADA Restroom Project	03E	LMC	\$14,862.01
2014	63	5613	6063449	3.MR.34-14 - Murrieta Community Center ADA Restroom Project	03E	LMC	\$287.89
2014	102	5671	6025012	2.NR.35-14 - Norco Community Center ADA Upgrades	03E	LMC	\$394.90
2014	102	5671	6049070	2.NR.35-14 - Norco Community Center ADA Upgrades	03E	LMC	\$3,356.78
2016	45	5925	5971469	1.LE.51-16 - Rehabilitation of Sheriff Station to Community Center	03E	LMA	\$788.62
2016	45	5925	5983023	1.LE.51-16 - Rehabilitation of Sheriff Station to Community Center	03E	LMA	\$1,579.23
2016	45	5925	5992428	1.LE.51-16 - Rehabilitation of Sheriff Station to Community Center	03E	LMA	\$894.53
2016	45	5925	5995355	1.LE.51-16 - Rehabilitation of Sheriff Station to Community Center	03E	LMA	\$1,336.04
2016	45	5925	5999784	1.LE.51-16 - Rehabilitation of Sheriff Station to Community Center	03E	LMA	\$892.25
2016	45	5925	6008035	1.LE.51-16 - Rehabilitation of Sheriff Station to Community Center	03E	LMA	\$1,864.82
2016	45	5925	6010454	1.LE.51-16 - Rehabilitation of Sheriff Station to Community Center	03E	LMA	\$1,752.81
2016	45	5925	6023979	1.LE.51-16 - Rehabilitation of Sheriff Station to Community Center	03E	LMA	\$1,456.08
2016	45	5925	6025014	1.LE.51-16 - Rehabilitation of Sheriff Station to Community Center	03E	LMA	\$1,336.13
2016	45	5925	6032189	1.LE.51-16 - Rehabilitation of Sheriff Station to Community Center	03E	LMA	\$2,137.36
2016	45	5925	6033309	1.LE.51-16 - Rehabilitation of Sheriff Station to Community Center	03E	LMA	\$1,014.84
2016	45	5925	6041265	1.LE.51-16 - Rehabilitation of Sheriff Station to Community Center	03E	LMA	\$1,057.45
2016	45	5925	6047996	1.LE.51-16 - Rehabilitation of Sheriff Station to Community Center	03E	LMA	\$1,310.78
2016	45	5925	6053895	1.LE.51-16 - Rehabilitation of Sheriff Station to Community Center	03E	LMA	\$1,883.89
2016	45	5925	6063448	1.LE.51-16 - Rehabilitation of Sheriff Station to Community Center	03E	LMA	\$812.69
2016	45	5925	6066764	1.LE.51-16 - Rehabilitation of Sheriff Station to Community Center	03E	LMA	\$1,862.33

2016	64	5885	5971469	3.124-16 - Anza Community Hall Improvement Project	03E	LMA	\$934.24
2016	64	5885	5983023	3.124-16 - Anza Community Hall Improvement Project	03E	LMA	\$431.94
2016	64	5885	5992428	3.124-16 - Anza Community Hall Improvement Project	03E	LMA	\$1,117.07
2016	64	5885	5995355	3.124-16 - Anza Community Hall Improvement Project	03E	LMA	\$521.90
2016	64	5885	5995547	3.124-16 - Anza Community Hall Improvement Project	03E	LMA	\$26,481.05
2016	64	5885	5999784	3.124-16 - Anza Community Hall Improvement Project	03E	LMA	\$142.13
2016	64	5885	6008035	3.124-16 - Anza Community Hall Improvement Project	03E	LMA	\$165.38
2016	64	5885	6008139	3.124-16 - Anza Community Hall Improvement Project	03E	LMA	\$0.31
2016	64	5885	6010454	3.124-16 - Anza Community Hall Improvement Project	03E	LMA	\$62.25
2016	64	5885	6021750	3.124-16 - Anza Community Hall Improvement Project	03E	LMA	\$8,484.55
2016	64	5885	6023979	3.124-16 - Anza Community Hall Improvement Project	03E	LMA	\$210.22
2016	64	5885	6032189	3.124-16 - Anza Community Hall Improvement Project	03E	LMA	\$1,456.89
2016	64	5885	6032277	3.124-16 - Anza Community Hall Improvement Project	03E	LMA	\$86,371.77
2016	64	5885	6032592	3.124-16 - Anza Community Hall Improvement Project	03E	LMA	\$9,744.93
2016	64	5885	6033309	3.124-16 - Anza Community Hall Improvement Project	03E	LMA	\$108.68
2016	64	5885	6047996	3.124-16 - Anza Community Hall Improvement Project	03E	LMA	\$58.90
2016	64	5885	6051209	3.124-16 - Anza Community Hall Improvement Project	03E	LMA	\$364.94
2016	64	5885	6053895	3.124-16 - Anza Community Hall Improvement Project	03E	LMA	\$109.45
2016	64	5885	6054969	3.124-16 - Anza Community Hall Improvement Project	03E	LMA	\$2,780.30
2016	64	5885	6054971	3.124-16 - Anza Community Hall Improvement Project	03E	LMA	\$3,000.00
2016	64	5885	6063449	3.124-16 - Anza Community Hall Improvement Project	03E	LMA	\$55.92
					03E	Matrix Code	\$187,895.85
2015	55	5740	5976278	5.76-15 - Noble Creek Park Improvement Project	03F	LMC	\$3,878.84
2015	55	5740	6008133	5.76-15 - Noble Creek Park Improvement Project	03F	LMC	\$39,517.16
2015	55	5819	5955130	5.76-15 - Activity Delivery Cost- Noble Creek Park Improvement Project	03F	LMC	\$235.88
2015	55	5819	5956472	5.76-15 - Activity Delivery Cost- Noble Creek Park Improvement Project	03F	LMC	\$196.59
2015	55	5819	5961686	5.76-15 - Activity Delivery Cost- Noble Creek Park Improvement Project	03F	LMC	\$86.50
2015	55	5819	5971469	5.76-15 - Activity Delivery Cost- Noble Creek Park Improvement Project	03F	LMC	\$514.01
2015	55	5819	5983023	5.76-15 - Activity Delivery Cost- Noble Creek Park Improvement Project	03F	LMC	\$2,066.08
2015	55	5819	5990156	5.76-15 - Activity Delivery Cost- Noble Creek Park Improvement Project	03F	LMC	\$1,389.63
2015	55	5819	5999794	5.76-15 - Activity Delivery Cost- Noble Creek Park Improvement Project	03F	LMC	\$1,636.24
2015	55	5819	5999800	5.76-15 - Activity Delivery Cost- Noble Creek Park Improvement Project	03F	LMC	\$139.12
2015	55	5819	6008012	5.76-15 - Activity Delivery Cost- Noble Creek Park Improvement Project	03F	LMC	\$93.00
2015	55	5819	6014596	5.76-15 - Activity Delivery Cost- Noble Creek Park Improvement Project	03F	LMC	\$163.75
2015	55	5819	6023985	5.76-15 - Activity Delivery Cost- Noble Creek Park Improvement Project	03F	LMC	\$199.47
2015	55	5819	6041245	5.76-15 - Activity Delivery Cost- Noble Creek Park Improvement Project	03F	LMC	\$96.89
2015	71	5765	6025013	2.NR.38-15 - Ingalls Park ADA Restroom Project Phase II	03F	LMC	\$847.30
2015	71	5765	6049076	2.NR.38-15 - Ingalls Park ADA Restroom Project Phase II	03F	LMC	\$2,775.00
2015	71	5765	6060160	2.NR.38-15 - Ingalls Park ADA Restroom Project Phase II	03F	LMC	\$143.95
2015	71	5765	6066762	2.NR.38-15 - Ingalls Park ADA Restroom Project Phase II	03F	LMC	\$383.25
2015	73	5745	5983023	4.BL.37-15 - Park Improvement Project	03F	LMA	\$535.81
2015	73	5745	5983296	4.BL.37-15 - Park Improvement Project	03F	LMA	\$51.72
2015	73	5745	5990156	4.BL.37-15 - Park Improvement Project	03F	LMA	\$268.89
2015	73	5745	5995343	4.BL.37-15 - Park Improvement Project	03F	LMA	\$454.99
2015	73	5745	5999800	4.BL.37-15 - Park Improvement Project	03F	LMA	\$352.08
2015	73	5745	6008032	4.BL.37-15 - Park Improvement Project	03F	LMA	\$511.51
2015	73	5745	6010439	4.BL.37-15 - Park Improvement Project	03F	LMA	\$109.17
2015	73	5745	6023971	4.BL.37-15 - Park Improvement Project	03F	LMA	\$227.96
2015	73	5745	6025012	4.BL.37-15 - Park Improvement Project	03F	LMA	\$218.33
2015	73	5745	6028186	4.BL.37-15 - Park Improvement Project	03F	LMA	\$68,428.94
2015	73	5745	6032045	4.BL.37-15 - Park Improvement Project	03F	LMA	\$258.31

2015	73	5745	6032050	4.BL.37-15 - Park Improvement Project	03F	LMA	\$463.96
2015	73	5745	6032728	4.BL.37-15 - Park Improvement Project	03F	LMA	\$17,965.02
2015	73	5745	6033305	4.BL.37-15 - Park Improvement Project	03F	LMA	\$262.91
2015	73	5745	6041245	4.BL.37-15 - Park Improvement Project	03F	LMA	\$378.74
2015	73	5745	6047979	4.BL.37-15 - Park Improvement Project	03F	LMA	\$221.45
2015	73	5745	6051191	4.BL.37-15 - Park Improvement Project	03F	LMA	\$65.13
2015	73	5745	6053886	4.BL.37-15 - Park Improvement Project	03F	LMA	\$107.64
2015	73	5745	6060160	4.BL.37-15 - Park Improvement Project	03F	LMA	\$57.84
2015	73	5745	6066762	4.BL.37-15 - Park Improvement Project	03F	LMA	\$329.95
2015	80	5778	5959961	5.BN.32-15 - Lions Park ADA Improvements	03F	LMA	\$19,371.30
2015	80	5825	5983023	5.BN.32-15 - Activity Delivery Cost- Lions Park ADA Improvements	03F	LMA	\$47.61
2015	80	5825	6039918	5.BN.32-15 - Activity Delivery Cost- Lions Park ADA Improvements	03F	LMA	\$127.49
2015	100	5749	6024053	4.DHS.20-15 - Park Improvement Project	03F	LMA	\$9,665.23
2015	100	5818	5983023	4.DHS.20-15 - Activity Delivery Cost- Park Improvement Project	03F	LMA	\$47.61
2015	100	5818	6023971	4.DHS.20-15 - Activity Delivery Cost- Park Improvement Project	03F	LMA	\$142.48
2015	100	5818	6025012	4.DHS.20-15 - Activity Delivery Cost- Park Improvement Project	03F	LMA	\$81.87
2015	100	5818	6028186	4.DHS.20-15 - Activity Delivery Cost- Park Improvement Project	03F	LMA	\$57.13
2015	100	5818	6032045	4.DHS.20-15 - Activity Delivery Cost- Park Improvement Project	03F	LMA	\$433.60
2015	100	5818	6033302	4.DHS.20-15 - Activity Delivery Cost- Park Improvement Project	03F	LMA	\$236.62
2015	100	5818	6053878	4.DHS.20-15 - Activity Delivery Cost- Park Improvement Project	03F	LMA	\$107.64
2015	100	5818	6060132	4.DHS.20-15 - Activity Delivery Cost- Park Improvement Project	03F	LMA	\$149.42
2015	100	5818	6066761	4.DHS.20-15 - Activity Delivery Cost- Park Improvement Project	03F	LMA	\$169.55
2015	104	5794	5968054	4.191-15 - North Shore Community Park	03F	LMA	\$5,400.00
2015	104	5794	5983023	4.191-15 - North Shore Community Park	03F	LMA	\$198.65
2015	104	5794	5999800	4.191-15 - North Shore Community Park	03F	LMA	\$9,017.34
2015	104	5794	6021753	4.191-15 - North Shore Community Park	03F	LMA	\$89,281.67
2015	104	5794	6021756	4.191-15 - North Shore Community Park	03F	LMA	\$78,242.91
2015	104	5794	6032189	4.191-15 - North Shore Community Park	03F	LMA	\$86.10
2015	105	5795	6005711	1.77-15 - Good Hope Park Improvements	03F	LMA	\$32,613.39
2015	105	5795	6021757	1.77-15 - Good Hope Park Improvements	03F	LMA	\$1.01
2015	105	5795	6063455	1.77-15 - Good Hope Park Improvements	03F	LMA	\$195.80
2015	105	5813	5956472	1.77-15 - Activity Delivery Cost- Good Hope Park Improvements	03F	LMA	\$240.82
2015	105	5813	5961686	1.77-15 - Activity Delivery Cost- Good Hope Park Improvements	03F	LMA	\$164.27
2015	105	5813	5971469	1.77-15 - Activity Delivery Cost- Good Hope Park Improvements	03F	LMA	\$105.10
2015	105	5813	5983023	1.77-15 - Activity Delivery Cost- Good Hope Park Improvements	03F	LMA	\$141.48
2015	105	5813	5990156	1.77-15 - Activity Delivery Cost- Good Hope Park Improvements	03F	LMA	\$945.63
2015	105	5813	6008032	1.77-15 - Activity Delivery Cost- Good Hope Park Improvements	03F	LMA	\$1,555.01
2015	105	5813	6010439	1.77-15 - Activity Delivery Cost- Good Hope Park Improvements	03F	LMA	\$528.61
2015	105	5813	6023971	1.77-15 - Activity Delivery Cost- Good Hope Park Improvements	03F	LMA	\$717.33
2015	105	5813	6028186	1.77-15 - Activity Delivery Cost- Good Hope Park Improvements	03F	LMA	\$659.03
2015	105	5813	6028187	1.77-15 - Activity Delivery Cost- Good Hope Park Improvements	03F	LMA	\$880.02
2015	105	5813	6032189	1.77-15 - Activity Delivery Cost- Good Hope Park Improvements	03F	LMA	\$946.93
2015	105	5813	6032275	1.77-15 - Activity Delivery Cost- Good Hope Park Improvements	03F	LMA	\$89.30
2015	105	5813	6033302	1.77-15 - Activity Delivery Cost- Good Hope Park Improvements	03F	LMA	\$1,251.67
2015	105	5813	6041265	1.77-15 - Activity Delivery Cost- Good Hope Park Improvements	03F	LMA	\$237.50
2015	105	5813	6042813	1.77-15 - Activity Delivery Cost- Good Hope Park Improvements	03F	LMA	\$75.19
2015	105	5813	6047996	1.77-15 - Activity Delivery Cost- Good Hope Park Improvements	03F	LMA	\$1,293.34
2015	105	5813	6051209	1.77-15 - Activity Delivery Cost- Good Hope Park Improvements	03F	LMA	\$606.11
2015	105	5813	6053895	1.77-15 - Activity Delivery Cost- Good Hope Park Improvements	03F	LMA	\$323.68
2015	105	5813	6063449	1.77-15 - Activity Delivery Cost- Good Hope Park Improvements	03F	LMA	\$808.67
2015	105	5813	6066764	1.77-15 - Activity Delivery Cost- Good Hope Park Improvements	03F	LMA	\$614.76

2015	106	5796	6008118	3.115-15 - San Jacinto Parks Improvements Project	03F	LMA	\$191,266.00
2015	106	5796	6008130	3.115-15 - San Jacinto Parks Improvements Project	03F	LMA	\$68,274.00
2015	106	5796	6024053	3.115-15 - San Jacinto Parks Improvements Project	03F	LMA	\$110,518.57
2015	106	5814	5955130	3.115-15 - Activity Delivery Cost- San Jacinto Parks Improvements Project	03F	LMA	\$1,301.96
2015	106	5814	5956472	3.115-15 - Activity Delivery Cost- San Jacinto Parks Improvements Project	03F	LMA	\$590.76
2015	106	5814	5961686	3.115-15 - Activity Delivery Cost- San Jacinto Parks Improvements Project	03F	LMA	\$105.16
2015	106	5814	5971469	3.115-15 - Activity Delivery Cost- San Jacinto Parks Improvements Project	03F	LMA	\$996.27
2015	106	5814	5983023	3.115-15 - Activity Delivery Cost- San Jacinto Parks Improvements Project	03F	LMA	\$3,793.75
2015	106	5814	5990156	3.115-15 - Activity Delivery Cost- San Jacinto Parks Improvements Project	03F	LMA	\$1,044.59
2015	106	5814	5995343	3.115-15 - Activity Delivery Cost- San Jacinto Parks Improvements Project	03F	LMA	\$282.82
2015	106	5814	5995355	3.115-15 - Activity Delivery Cost- San Jacinto Parks Improvements Project	03F	LMA	\$801.69
2015	106	5814	5999784	3.115-15 - Activity Delivery Cost- San Jacinto Parks Improvements Project	03F	LMA	\$223.92
2015	106	5814	6008035	3.115-15 - Activity Delivery Cost- San Jacinto Parks Improvements Project	03F	LMA	\$128.64
2015	106	5814	6010454	3.115-15 - Activity Delivery Cost- San Jacinto Parks Improvements Project	03F	LMA	\$451.03
2015	106	5814	6023979	3.115-15 - Activity Delivery Cost- San Jacinto Parks Improvements Project	03F	LMA	\$179.33
2015	106	5814	6025014	3.115-15 - Activity Delivery Cost- San Jacinto Parks Improvements Project	03F	LMA	\$115.19
2015	106	5814	6028186	3.115-15 - Activity Delivery Cost- San Jacinto Parks Improvements Project	03F	LMA	\$434.70
2015	106	5814	6032045	3.115-15 - Activity Delivery Cost- San Jacinto Parks Improvements Project	03F	LMA	\$86.40
2015	106	5814	6032189	3.115-15 - Activity Delivery Cost- San Jacinto Parks Improvements Project	03F	LMA	\$261.86
2015	106	5814	6033302	3.115-15 - Activity Delivery Cost- San Jacinto Parks Improvements Project	03F	LMA	\$378.61
2015	106	5814	6047964	3.115-15 - Activity Delivery Cost- San Jacinto Parks Improvements Project	03F	LMA	\$6.32
2015	106	5814	6051173	3.115-15 - Activity Delivery Cost- San Jacinto Parks Improvements Project	03F	LMA	\$101.02
2015	106	5814	6053878	3.115-15 - Activity Delivery Cost- San Jacinto Parks Improvements Project	03F	LMA	\$109.45
2015	106	5814	6060132	3.115-15 - Activity Delivery Cost- San Jacinto Parks Improvements Project	03F	LMA	\$55.92
2015	106	5814	6066761	3.115-15 - Activity Delivery Cost- San Jacinto Parks Improvements Project	03F	LMA	\$117.16
2016	57	5931	6023979	2.NR.40-16 - Ingalls Park ADA Restroom Project Phase II	03F	LMC	\$271.89
2016	57	5931	6051209	2.NR.40-16 - Ingalls Park ADA Restroom Project Phase II	03F	LMC	\$133.59
2016	57	5931	6053895	2.NR.40-16 - Ingalls Park ADA Restroom Project Phase II	03F	LMC	\$255.50
2016	92	5915	6032278	4.BL.39-16 - Blythe Park Improvements	03F	LMA	\$30,225.90
2016	92	5915	6066767	4.BL.39-16 - Blythe Park Improvements	03F	LMA	\$1,707.40
2016	92	5915	6068175	4.BL.39-16 - Blythe Park Improvements	03F	LMA	\$4,144.98
2016	93	5918	6066767	4.DHS.23-16 - Park Improvement Project	03F	LMA	\$145.32
2016	102	5940	5999784	1.WD.15-16 - City of Wildomar Gateway Park Project	03F	LMA	\$1,034.37
2016	102	5940	6008035	1.WD.15-16 - City of Wildomar Gateway Park Project	03F	LMA	\$1,083.30
2016	102	5940	6010454	1.WD.15-16 - City of Wildomar Gateway Park Project	03F	LMA	\$539.47
2016	102	5940	6021753	1.WD.15-16 - City of Wildomar Gateway Park Project	03F	LMA	\$1,235.00
2016	102	5940	6023979	1.WD.15-16 - City of Wildomar Gateway Park Project	03F	LMA	\$446.86
2016	102	5940	6025014	1.WD.15-16 - City of Wildomar Gateway Park Project	03F	LMA	\$519.61
2016	102	5940	6032189	1.WD.15-16 - City of Wildomar Gateway Park Project	03F	LMA	\$879.02
2016	102	5940	6033309	1.WD.15-16 - City of Wildomar Gateway Park Project	03F	LMA	\$495.70
2016	102	5940	6035043	1.WD.15-16 - City of Wildomar Gateway Park Project	03F	LMA	\$526.88
2016	102	5940	6041265	1.WD.15-16 - City of Wildomar Gateway Park Project	03F	LMA	\$1,287.09
2016	102	5940	6047996	1.WD.15-16 - City of Wildomar Gateway Park Project	03F	LMA	\$887.39
2016	102	5940	6050515	1.WD.15-16 - City of Wildomar Gateway Park Project	03F	LMA	\$1,696.57
2016	102	5940	6053895	1.WD.15-16 - City of Wildomar Gateway Park Project	03F	LMA	\$2,618.33
2016	102	5940	6063448	1.WD.15-16 - City of Wildomar Gateway Park Project	03F	LMA	\$431.97
2016	102	5940	6066767	1.WD.15-16 - City of Wildomar Gateway Park Project	03F	LMA	\$754.29
					03F	Matrix Code	\$836,437.43
2016	52	5878	6023979	2.73-16 - Jurupa Valley Boxing Club Improvements	03G	LMC	\$540.89
2016	52	5878	6025014	2.73-16 - Jurupa Valley Boxing Club Improvements	03G	LMC	\$808.25
2016	52	5878	6032189	2.73-16 - Jurupa Valley Boxing Club Improvements	03G	LMC	\$396.23

2016	52	5878	6040372	2.73-16 - Jurupa Valley Boxing Club Improvements	03G	LMC	\$147.34
2016	52	5878	6047996	2.73-16 - Jurupa Valley Boxing Club Improvements	03G	LMC	\$179.30
					03G	Matrix Code	\$2,072.01
2015	116	5809	5983341	9.137-15 - Ripley Waterwaste System Improvements	03J	LMA	\$69,751.24
2015	116	5809	5990156	9.137-15 - Ripley Waterwaste System Improvements	03J	LMA	\$76.49
2015	118	5811	5951196	9.139-15 - Desert Center Wastewater System Improvements	03J	LMA	\$760.66
2016	65	5886	5971469	3.125-16 - Water Pipeline Replacement	03J	LMA	\$1,312.20
2016	65	5886	5983023	3.125-16 - Water Pipeline Replacement	03J	LMA	\$1,859.47
2016	65	5886	5992428	3.125-16 - Water Pipeline Replacement	03J	LMA	\$899.41
2016	65	5886	5995343	3.125-16 - Water Pipeline Replacement	03J	LMA	\$186.73
2016	65	5886	5999800	3.125-16 - Water Pipeline Replacement	03J	LMA	\$142.13
2016	65	5886	6008032	3.125-16 - Water Pipeline Replacement	03J	LMA	\$517.15
2016	65	5886	6010439	3.125-16 - Water Pipeline Replacement	03J	LMA	\$163.28
2016	65	5886	6023971	3.125-16 - Water Pipeline Replacement	03J	LMA	\$55.13
2016	65	5886	6024054	3.125-16 - Water Pipeline Replacement	03J	LMA	\$15,675.78
2016	65	5886	6028186	3.125-16 - Water Pipeline Replacement	03J	LMA	\$108.68
2016	65	5886	6033302	3.125-16 - Water Pipeline Replacement	03J	LMA	\$54.34
2016	65	5886	6042813	3.125-16 - Water Pipeline Replacement	03J	LMA	\$30,171.85
2016	65	5886	6042825	3.125-16 - Water Pipeline Replacement	03J	LMA	\$16,226.21
2016	65	5886	6047964	3.125-16 - Water Pipeline Replacement	03J	LMA	\$84.76
2016	65	5886	6047996	3.125-16 - Water Pipeline Replacement	03J	LMA	\$419.80
2016	65	5886	6051209	3.125-16 - Water Pipeline Replacement	03J	LMA	\$306.30
2016	65	5886	6053895	3.125-16 - Water Pipeline Replacement	03J	LMA	\$619.63
2016	65	5886	6063448	3.125-16 - Water Pipeline Replacement	03J	LMA	\$380.59
2016	65	5886	6066764	3.125-16 - Water Pipeline Replacement	03J	LMA	\$58.58
					03J	Matrix Code	\$139,830.41
2015	72	5766	6008134	3.SJ.04-15 - Downtown San Jacinto Street Improvements	03K	LMA	\$29,150.23
2015	72	5766	6031271	3.SJ.04-15 - Downtown San Jacinto Street Improvements	03K	LMA	\$120,588.46
2015	72	5766	6049076	3.SJ.04-15 - Downtown San Jacinto Street Improvements	03K	LMA	\$225,513.28
2015	72	5815	5971469	3.SJ.04-15 - Activity Delivery Cost- Downtown San Jacinto Street Improvements	03K	LMA	\$1,101.37
2015	72	5815	5983023	3.SJ.04-15 - Activity Delivery Cost- Downtown San Jacinto Street Improvements	03K	LMA	\$816.07
2015	72	5815	5990156	3.SJ.04-15 - Activity Delivery Cost- Downtown San Jacinto Street Improvements	03K	LMA	\$772.44
2015	72	5815	6008032	3.SJ.04-15 - Activity Delivery Cost- Downtown San Jacinto Street Improvements	03K	LMA	\$443.63
2015	72	5815	6010439	3.SJ.04-15 - Activity Delivery Cost- Downtown San Jacinto Street Improvements	03K	LMA	\$311.21
2015	72	5815	6023971	3.SJ.04-15 - Activity Delivery Cost- Downtown San Jacinto Street Improvements	03K	LMA	\$420.44
2015	72	5815	6028187	3.SJ.04-15 - Activity Delivery Cost- Downtown San Jacinto Street Improvements	03K	LMA	\$1,064.09
2015	72	5815	6032189	3.SJ.04-15 - Activity Delivery Cost- Downtown San Jacinto Street Improvements	03K	LMA	\$966.53
2015	72	5815	6033309	3.SJ.04-15 - Activity Delivery Cost- Downtown San Jacinto Street Improvements	03K	LMA	\$217.35
2015	72	5815	6039918	3.SJ.04-15 - Activity Delivery Cost- Downtown San Jacinto Street Improvements	03K	LMA	\$235.80
2015	72	5815	6041265	3.SJ.04-15 - Activity Delivery Cost- Downtown San Jacinto Street Improvements	03K	LMA	\$35.89
2015	72	5815	6047996	3.SJ.04-15 - Activity Delivery Cost- Downtown San Jacinto Street Improvements	03K	LMA	\$353.41
2015	72	5815	6051209	3.SJ.04-15 - Activity Delivery Cost- Downtown San Jacinto Street Improvements	03K	LMA	\$156.41
2015	72	5815	6054969	3.SJ.04-15 - Activity Delivery Cost- Downtown San Jacinto Street Improvements	03K	LMA	\$291.55
2015	72	5815	6063449	3.SJ.04-15 - Activity Delivery Cost- Downtown San Jacinto Street Improvements	03K	LMA	\$55.92
2015	72	5815	6066764	3.SJ.04-15 - Activity Delivery Cost- Downtown San Jacinto Street Improvements	03K	LMA	\$117.16
2015	79	5744	5952938	5.BEA.27-15 - Street and Sidewalk Project	03K	LMA	\$141.60
2015	79	5744	6041212	5.BEA.27-15 - Street and Sidewalk Project	03K	LMA	\$3,782.70
2015	79	5744	6049076	5.BEA.27-15 - Street and Sidewalk Project	03K	LMA	\$20,306.89
2015	79	5822	5951206	5.BEA.27-15 -Activity Delivery Cost- Street and Sidewalk Proiect	03K	LMA	\$122.47
2015	79	5822	5955130	5.BEA.27-15 -Activity Delivery Cost- Street and Sidewalk Proiect	03K	LMA	\$501.15
2015	79	5822	5956472	5.BEA.27-15 -Activity Delivery Cost- Street and Sidewalk Project	03K	LMA	\$569.22

2015	79	5822	5961686	5.BEA.27-15 -Activity Delivery Cost- Street and Sidewalk Project	03K	LMA	\$821.82
2015	79	5822	5971469	5.BEA.27-15 -Activity Delivery Cost- Street and Sidewalk Project	03K	LMA	\$666.36
2015	79	5822	5983023	5.BEA.27-15 -Activity Delivery Cost- Street and Sidewalk Project	03K	LMA	\$529.04
2015	79	5822	5990156	5.BEA.27-15 -Activity Delivery Cost- Street and Sidewalk Project	03K	LMA	\$1,018.82
2015	79	5822	5995343	5.BEA.27-15 -Activity Delivery Cost- Street and Sidewalk Project	03K	LMA	\$359.63
2015	79	5822	5995355	5.BEA.27-15 -Activity Delivery Cost- Street and Sidewalk Project	03K	LMA	\$704.33
2015	79	5822	5999784	5.BEA.27-15 -Activity Delivery Cost- Street and Sidewalk Project	03K	LMA	\$911.97
2015	79	5822	6008035	5.BEA.27-15 -Activity Delivery Cost- Street and Sidewalk Project	03K	LMA	\$1,676.72
2015	79	5822	6010454	5.BEA.27-15 -Activity Delivery Cost- Street and Sidewalk Project	03K	LMA	\$640.50
2015	79	5822	6023979	5.BEA.27-15 -Activity Delivery Cost- Street and Sidewalk Project	03K	LMA	\$893.72
2015	79	5822	6028188	5.BEA.27-15 -Activity Delivery Cost- Street and Sidewalk Project	03K	LMA	\$742.30
2015	79	5822	6032189	5.BEA.27-15 -Activity Delivery Cost- Street and Sidewalk Project	03K	LMA	\$1,609.55
2015	79	5822	6033309	5.BEA.27-15 -Activity Delivery Cost- Street and Sidewalk Project	03K	LMA	\$566.51
2015	79	5822	6041245	5.BEA.27-15 -Activity Delivery Cost- Street and Sidewalk Project	03K	LMA	\$425.03
2015	79	5822	6041265	5.BEA.27-15 -Activity Delivery Cost- Street and Sidewalk Project	03K	LMA	\$254.40
2015	79	5822	6047979	5.BEA.27-15 -Activity Delivery Cost- Street and Sidewalk Project	03K	LMA	\$983.61
2015	79	5822	6051191	5.BEA.27-15 -Activity Delivery Cost- Street and Sidewalk Project	03K	LMA	\$642.64
2015	79	5822	6053886	5.BEA.27-15 -Activity Delivery Cost- Street and Sidewalk Project	03K	LMA	\$892.02
2015	79	5822	6060160	5.BEA.27-15 -Activity Delivery Cost- Street and Sidewalk Project	03K	LMA	\$849.77
2015	79	5822	6066762	5.BEA.27-15 -Activity Delivery Cost- Street and Sidewalk Project	03K	LMA	\$837.96
2016	104	5945	6023979	9.151-16 - Hunter Street Road Improvements	03K	LMA	\$358.67
2016	104	5945	6032189	9.151-16 - Hunter Street Road Improvements	03K	LMA	\$443.81
2016	104	5945	6032278	9.151-16 - Hunter Street Road Improvements	03K	LMA	\$89,792.91
2016	104	5945	6033309	9.151-16 - Hunter Street Road Improvements	03K	LMA	\$108.68
2016	104	5945	6041265	9.151-16 - Hunter Street Road Improvements	03K	LMA	\$489.05
2016	104	5945	6049082	9.151-16 - Hunter Street Road Improvements	03K	LMA	\$84,757.62
2016	104	5945	6054178	9.151-16 - Hunter Street Road Improvements	03K	LMA	\$630.67
					03K	Matrix Code	\$600,643.38
2012	82	5354	5971469	2.EV.02-12 - Sidewalk Improvement Project	03L	LMC	\$197.15
2012	82	5354	5999800	2.EV.02-12 - Sidewalk Improvement Project	03L	LMC	\$172.85
2012	82	5354	6010439	2.EV.02-12 - Sidewalk Improvement Project	03L	LMC	\$188.89
2012	82	5354	6021756	2.EV.02-12 - Sidewalk Improvement Project	03L	LMC	\$140,350.62
2012	82	5354	6023971	2.EV.02-12 - Sidewalk Improvement Project	03L	LMC	\$285.06
2012	82	5354	6025012	2.EV.02-12 - Sidewalk Improvement Project	03L	LMC	\$72.74
2012	82	5354	6032045	2.EV.02-12 - Sidewalk Improvement Project	03L	LMC	\$192.34
2012	82	5354	6033302	2.EV.02-12 - Sidewalk Improvement Project	03L	LMC	\$124.54
2014	38	5588	5983341	1.LE.36-14 - City of Lake Elsinore Sidewalk Improvements	03L	LMA	\$4,545.00
2014	38	5588	6014596	1.LE.36-14 - City of Lake Elsinore Sidewalk Improvements	03L	LMA	\$505.16
2014	38	5588	6021756	1.LE.36-14 - City of Lake Elsinore Sidewalk Improvements	03L	LMA	\$82,475.41
2014	38	5588	6024058	1.LE.36-14 - City of Lake Elsinore Sidewalk Improvements	03L	LMA	\$84,675.50
2014	38	5588	6032050	1.LE.36-14 - City of Lake Elsinore Sidewalk Improvements	03L	LMA	\$946.12
2014	38	5588	6033305	1.LE.36-14 - City of Lake Elsinore Sidewalk Improvements	03L	LMA	\$424.88
2014	38	5588	6041245	1.LE.36-14 - City of Lake Elsinore Sidewalk Improvements	03L	LMA	\$339.72
2014	38	5588	6047979	1.LE.36-14 - City of Lake Elsinore Sidewalk Improvements	03L	LMA	\$718.25
2014	38	5588	6051191	1.LE.36-14 - City of Lake Elsinore Sidewalk Improvements	03L	LMA	\$378.02
2014	51	5601	6008032	2.EV.06-14 - Eastvale Pedestrian Accessibility Improvements - Phase III	03L	LMC	\$616.43
2014	51	5601	6021756	2.EV.06-14 - Eastvale Pedestrian Accessibility Improvements - Phase III	03L	LMC	\$78,239.89
2014	51	5601	6024058	2.EV.06-14 - Eastvale Pedestrian Accessibility Improvements - Phase III	03L	LMC	\$142.40
2014	94	5643	5976964	5.BEA-24-14 - Sidewalk Improvement Project	03L	LMA	\$10,161.92
2014	94	5643	5990156	5.BEA-24-14 - Sidewalk Improvement Project	03L	LMA	\$833.98
2014	94	5643	6008032	5.BEA-24-14 - Sidewalk Improvement Project	03L	LMA	\$371.78

2014	94	5643	6028186	5.BEA-24-14 - Sidewalk Improvement Project	03L	LMA	\$156,217.30
2014	94	5643	6047964	5.BEA-24-14 - Sidewalk Improvement Project	03L	LMA	\$130.59
2014	94	5643	6049070	5.BEA-24-14 - Sidewalk Improvement Project	03L	LMA	\$152,936.24
2014	94	5643	6049076	5.BEA-24-14 - Sidewalk Improvement Project	03L	LMA	\$502.37
2014	94	5643	6053886	5.BEA-24-14 - Sidewalk Improvement Project	03L	LMA	\$973.12
2014	94	5643	6060160	5.BEA-24-14 - Sidewalk Improvement Project	03L	LMA	\$849.77
2014	94	5643	6066761	5.BEA-24-14 - Sidewalk Improvement Project	03L	LMA	\$292.14
2014	94	5643	6066762	5.BEA-24-14 - Sidewalk Improvement Project	03L	LMA	\$674.74
2015	57	5754	5983341	1.LE.44-15 - Lake Elsinore Sidewalk Improvements	03L	LMA	\$3,610.00
2015	57	5754	6008012	1.LE.44-15 - Lake Elsinore Sidewalk Improvements	03L	LMA	\$448.00
2015	57	5754	6014596	1.LE.44-15 - Lake Elsinore Sidewalk Improvements	03L	LMA	\$269.74
2015	57	5754	6023985	1.LE.44-15 - Lake Elsinore Sidewalk Improvements	03L	LMA	\$809.39
2015	57	5754	6025013	1.LE.44-15 - Lake Elsinore Sidewalk Improvements	03L	LMA	\$742.30
2015	57	5754	6032050	1.LE.44-15 - Lake Elsinore Sidewalk Improvements	03L	LMA	\$1,013.89
2015	57	5754	6033305	1.LE.44-15 - Lake Elsinore Sidewalk Improvements	03L	LMA	\$424.88
2015	57	5754	6040374	1.LE.44-15 - Lake Elsinore Sidewalk Improvements	03L	LMA	\$42,614.92
2015	57	5754	6041245	1.LE.44-15 - Lake Elsinore Sidewalk Improvements	03L	LMA	\$339.72
2015	57	5754	6047964	1.LE.44-15 - Lake Elsinore Sidewalk Improvements	03L	LMA	\$952.08
2015	57	5754	6047996	1.LE.44-15 - Lake Elsinore Sidewalk Improvements	03L	LMA	\$157.95
2015	57	5754	6053886	1.LE.44-15 - Lake Elsinore Sidewalk Improvements	03L	LMA	\$453.63
2015	65	5769	5999800	1.WD.12-15 - Wildomar/Sedco Sidewalk Project	03L	LMA	\$455.99
2015	65	5769	6008032	1.WD.12-15 - Wildomar/Sedco Sidewalk Project	03L	LMA	\$599.08
2015	65	5769	6008035	1.WD.12-15 - Wildomar/Sedco Sidewalk Project	03L	LMA	\$446.13
2015	65	5769	6010439	1.WD.12-15 - Wildomar/Sedco Sidewalk Project	03L	LMA	\$472.04
2015	65	5769	6023971	1.WD.12-15 - Wildomar/Sedco Sidewalk Project	03L	LMA	\$319.19
2015	65	5769	6025012	1.WD.12-15 - Wildomar/Sedco Sidewalk Project	03L	LMA	\$371.15
2015	65	5769	6028186	1.WD.12-15 - Wildomar/Sedco Sidewalk Project	03L	LMA	\$475.60
2015	65	5769	6032045	1.WD.12-15 - Wildomar/Sedco Sidewalk Project	03L	LMA	\$811.58
2015	65	5769	6033302	1.WD.12-15 - Wildomar/Sedco Sidewalk Project	03L	LMA	\$424.88
2015	65	5769	6042802	1.WD.12-15 - Wildomar/Sedco Sidewalk Project	03L	LMA	\$1,308.75
2015	65	5769	6047964	1.WD.12-15 - Wildomar/Sedco Sidewalk Project	03L	LMA	\$391.77
2015	65	5769	6049074	1.WD.12-15 - Wildomar/Sedco Sidewalk Project	03L	LMA	\$248.64
2015	65	5769	6050513	1.WD.12-15 - Wildomar/Sedco Sidewalk Project	03L	LMA	\$1,049.75
2015	65	5769	6051173	1.WD.12-15 - Wildomar/Sedco Sidewalk Project	03L	LMA	\$604.85
2015	65	5769	6053878	1.WD.12-15 - Wildomar/Sedco Sidewalk Project	03L	LMA	\$81.09
2015	65	5769	6060132	1.WD.12-15 - Wildomar/Sedco Sidewalk Project	03L	LMA	\$242.65
2015	65	5769	6066761	1.WD.12-15 - Wildomar/Sedco Sidewalk Project	03L	LMA	\$193.37
2015	66	5750	6039687	2.EV.09-15 - Eastvale Pedestrian Accessibility Improvements	03L	LMC	\$82,475.41
2015	66	5750	6053895	2.EV.09-15 - Eastvale Pedestrian Accessibility Improvements	03L	LMC	\$42.85
2015	66	5750	6063449	2.EV.09-15 - Eastvale Pedestrian Accessibility Improvements	03L	LMC	\$143.95
2015	66	5750	6066764	2.EV.09-15 - Eastvale Pedestrian Accessibility Improvements	03L	LMC	\$255.50
2015	68	5753	5983023	2.JV.01-15 - Citywide ADA Curb and Sidewalk Upgrades	03L	LMC	\$373.29
2015	68	5753	5990156	2.JV.01-15 - Citywide ADA Curb and Sidewalk Upgrades	03L	LMC	\$2,792.03
2015	68	5753	5995359	2.JV.01-15 - Citywide ADA Curb and Sidewalk Upgrades	03L	LMC	\$962.42
2015	68	5753	5999794	2.JV.01-15 - Citywide ADA Curb and Sidewalk Upgrades	03L	LMC	\$86.43
2015	68	5753	6008133	2.JV.01-15 - Citywide ADA Curb and Sidewalk Upgrades	03L	LMC	\$115,990.00
2015	68	5753	6010439	2.JV.01-15 - Citywide ADA Curb and Sidewalk Upgrades	03L	LMC	\$188.89
2015	81	5762	6028187	3.MR.37-15 - Pedestrian Safety Enhancement Project	03L	LMC	\$293.87
2015	81	5762	6051209	3.MR.37-15 - Pedestrian Safety Enhancement Project	03L	LMC	\$395.94
2016	53	5919	6053895	2.EV.12-16 - Eastvale Pedestrian Accessibility- Phase II	03L	LMC	\$383.25
2016	55	5922	6033305	2.JV.03-16 - Citywide ADA Curb and Sidewalk Upgrades, Phase II	03L	LMC	\$124.54

2016	55	5922	6041245	2.JV.03-16 - Citywide ADA Curb and Sidewalk Upgrades, Phase II	03L	LMC	\$1,412.74
2016	55	5922	6047979	2.JV.03-16 - Citywide ADA Curb and Sidewalk Upgrades, Phase II	03L	LMC	\$59.66
2016	55	5922	6047996	2.JV.03-16 - Citywide ADA Curb and Sidewalk Upgrades, Phase II	03L	LMC	\$88.46
2016	55	5922	6051209	2.JV.03-16 - Citywide ADA Curb and Sidewalk Upgrades, Phase II	03L	LMC	\$267.19
2016	67	5930	6053895	3.MR.39-16 - Pedestrian Safety Enhancement Project 2016-2017	03L	LMC	\$971.70
2016	96	5913	6041210	5.BEA.30-16 - Sidewalk Improvement Project	03L	LMA	\$7,638.90
				03L	Matrix Code	\$994,814.95	
2016	51	5877	6023979	2.72-16 - Corona/Norco YMCA Childcare Facility Improvements	03M	LMC	\$540.89
2016	51	5877	6025014	2.72-16 - Corona/Norco YMCA Childcare Facility Improvements	03M	LMC	\$303.10
2016	51	5877	6032189	2.72-16 - Corona/Norco YMCA Childcare Facility Improvements	03M	LMC	\$489.09
2016	51	5877	6033309	2.72-16 - Corona/Norco YMCA Childcare Facility Improvements	03M	LMC	\$124.54
2016	51	5877	6035043	2.72-16 - Corona/Norco YMCA Childcare Facility Improvements	03M	LMC	\$294.68
2016	51	5877	6042813	2.72-16 - Corona/Norco YMCA Childcare Facility Improvements	03M	LMC	\$375.00
2016	51	5877	6051209	2.72-16 - Corona/Norco YMCA Childcare Facility Improvements	03M	LMC	\$133.59
2016	51	5877	6063448	2.72-16 - Corona/Norco YMCA Childcare Facility Improvements	03M	LMC	\$50.51
				03M	Matrix Code	\$2,311.40	
2015	50	5735	5968054	4.188-15 - Desert AIDS Generator Project, Phase I	03S	LMC	\$21,081.28
2015	50	5735	5981928	4.188-15 - Desert AIDS Generator Project, Phase I	03S	LMC	\$13,223.38
2015	50	5823	5955130	4.188-15 - Activity Delivery Cost- Desert AIDS Generator Project, Phase I	03S	LMC	\$212.90
2015	50	5823	5956472	4.188-15 - Activity Delivery Cost- Desert AIDS Generator Project, Phase I	03S	LMC	\$382.63
2015	50	5823	5959966	4.188-15 - Activity Delivery Cost- Desert AIDS Generator Project, Phase I	03S	LMC	\$258.88
2015	50	5823	5961686	4.188-15 - Activity Delivery Cost- Desert AIDS Generator Project, Phase I	03S	LMC	\$384.06
2015	50	5823	5971469	4.188-15 - Activity Delivery Cost- Desert AIDS Generator Project, Phase I	03S	LMC	\$1,239.33
2015	50	5823	5983023	4.188-15 - Activity Delivery Cost- Desert AIDS Generator Project, Phase I	03S	LMC	\$230.65
2015	50	5823	5990156	4.188-15 - Activity Delivery Cost- Desert AIDS Generator Project, Phase I	03S	LMC	\$243.39
2015	50	5823	5995355	4.188-15 - Activity Delivery Cost- Desert AIDS Generator Project, Phase I	03S	LMC	\$113.75
2016	80	5900	5983023	4.204-16 - Desert AIDS Generator Project, Phase II	03S	LMC	\$325.87
2016	80	5900	5992428	4.204-16 - Desert AIDS Generator Project, Phase II	03S	LMC	\$608.68
2016	80	5900	5995355	4.204-16 - Desert AIDS Generator Project, Phase II	03S	LMC	\$642.75
2016	80	5900	5999784	4.204-16 - Desert AIDS Generator Project, Phase II	03S	LMC	\$176.04
2016	80	5900	6010454	4.204-16 - Desert AIDS Generator Project, Phase II	03S	LMC	\$530.57
2016	80	5900	6021753	4.204-16 - Desert AIDS Generator Project, Phase II	03S	LMC	\$44,325.00
2016	80	5900	6025014	4.204-16 - Desert AIDS Generator Project, Phase II	03S	LMC	\$163.75
2016	80	5900	6028189	4.204-16 - Desert AIDS Generator Project, Phase II	03S	LMC	\$39,944.00
2016	80	5900	6032189	4.204-16 - Desert AIDS Generator Project, Phase II	03S	LMC	\$43.06
2016	80	5900	6033309	4.204-16 - Desert AIDS Generator Project, Phase II	03S	LMC	\$471.56
2016	80	5900	6041265	4.204-16 - Desert AIDS Generator Project, Phase II	03S	LMC	\$538.87
2016	80	5900	6047996	4.204-16 - Desert AIDS Generator Project, Phase II	03S	LMC	\$1,134.68
2016	80	5900	6053895	4.204-16 - Desert AIDS Generator Project, Phase II	03S	LMC	\$949.92
2016	80	5900	6063448	4.204-16 - Desert AIDS Generator Project, Phase II	03S	LMC	\$351.16
				03S	Matrix Code	\$127,576.16	
2016	34	5869	5990156	1.79-16 - Whiteside Manors Transitional Housing for Dually Diagnosed	03T	LMC	\$10,000.00
2016	63	5902	6018705	4.206-16 - Transitional Housing Program	03T	LMC	\$10,000.00
2016	66	5888	6008139	3.127-16 - VRS Bus Ticket Home Program	03T	LMC	\$900.20
2016	66	5888	6030607	3.127-16 - VRS Bus Ticket Home Program	03T	LMC	\$2,058.56
2016	66	5888	6040372	3.127-16 - VRS Bus Ticket Home Program	03T	LMC	\$652.04
2016	66	5888	6044520	3.127-16 - VRS Bus Ticket Home Program	03T	LMC	\$6,389.20
2016	72	5893	6008141	4.197-16 - Las Mananitas I and II Migrant Farmworker Housing	03T	LMC	\$6,000.00
2016	72	5893	6037824	4.197-16 - Las Mananitas I and II Migrant Farmworker Housing	03T	LMC	\$10,000.00
2016	89	5908	6013001	5.83-16 - Veterans Initiative and CHAMPS Program	03T	LMC	\$675.00
2016	89	5908	6021753	5.83-16 - Veterans Initiative and CHAMPS Program	03T	LMC	\$896.72

2016	91	5901	6023107	4.205-16 - Roys Desert Resource Center	03T	LMC	\$10,000.00
					03T	Matrix Code	\$57,571.72
2016	19	5854	6018695	0.153-16 - Operation School Bell	05	LMC	\$37,311.00
2016	21	5856	5999784	0.155-16 - H.O.P.E. Program	05	LMC	\$19,517.34
2016	21	5856	6018695	0.155-16 - H.O.P.E. Program	05	LMC	\$19,346.93
2016	21	5856	6021750	0.155-16 - H.O.P.E. Program	05	LMC	\$16,475.50
2016	21	5856	6024054	0.155-16 - H.O.P.E. Program	05	LMC	\$1,371.23
2016	21	5856	6030607	0.155-16 - H.O.P.E. Program	05	LMC	\$10,000.00
2016	21	5856	6040382	0.155-16 - H.O.P.E. Program	05	LMC	\$5,000.00
2016	28	5863	6018698	0.162-16 - Community Food Pantry of Murrieta	05	LMC	\$35,000.00
2016	28	5863	6030607	0.162-16 - Community Food Pantry of Murrieta	05	LMC	\$35,000.00
2016	30	5865	6018698	0.164-16 - Digital Learning for Disadvantaged Youth	05	LMC	\$10,000.00
2016	35	5870	6008135	1.80-16 - Mead Valley Community Center	05	LMA	\$34,000.00
2016	36	5871	6008135	1.81-16 - Good Hope Community Center	05	LMA	\$24,500.00
2016	47	5875	5970403	2.70-16 - Highgrove Community Services Program	05	LMA	\$3,904.24
2016	47	5875	5983341	2.70-16 - Highgrove Community Services Program	05	LMA	\$6,743.31
2016	47	5875	5990156	2.70-16 - Highgrove Community Services Program	05	LMA	\$2,155.04
2016	47	5875	5992428	2.70-16 - Highgrove Community Services Program	05	LMA	\$5,031.32
2016	47	5875	6005716	2.70-16 - Highgrove Community Services Program	05	LMA	\$6,974.94
2016	47	5875	6008139	2.70-16 - Highgrove Community Services Program	05	LMA	\$7,220.91
2016	47	5875	6018698	2.70-16 - Highgrove Community Services Program	05	LMA	\$6,119.54
2016	47	5875	6028188	2.70-16 - Highgrove Community Services Program	05	LMA	\$5,215.83
2016	47	5875	6031271	2.70-16 - Highgrove Community Services Program	05	LMA	\$6,782.68
2016	47	5875	6040372	2.70-16 - Highgrove Community Services Program	05	LMA	\$5,558.18
2016	47	5875	6049077	2.70-16 - Highgrove Community Services Program	05	LMA	\$6,369.39
2016	47	5875	6054176	2.70-16 - Highgrove Community Services Program	05	LMA	\$10,020.42
2016	47	5875	6054178	2.70-16 - Highgrove Community Services Program	05	LMA	\$11,176.20
2016	58	5880	5995547	3.119-16 - Idyllwild HELP Center	05	LMC	\$10,000.00
2016	58	5880	6049077	3.119-16 - Idyllwild HELP Center	05	LMC	\$30,000.00
2016	59	5881	6018698	3.120-16 - Operation School Bell	05	LMC	\$10,000.00
2016	62	5884	6018705	3.123-16 - Camp Elk Scholarship Program	05	LMC	\$5,000.00
2016	69	5890	6008141	4.194-16 - Mecca Comfort Station	05	LMC	\$30,000.00
2016	69	5890	6028189	4.194-16 - Mecca Comfort Station	05	LMC	\$20,000.00
2016	73	5894	6008141	4.198-16 - Paseo de los Heroes II After School Program	05	LMC	\$5,000.00
2016	73	5894	6037824	4.198-16 - Paseo de los Heroes II After School Program	05	LMC	\$3,780.00
2016	74	5895	5992416	4.199-16 - Indio Hills After-School Program	05	LMC	\$5,298.41
2016	74	5895	6024125	4.199-16 - Indio Hills After-School Program	05	LMC	\$2,109.55
2016	74	5895	6049077	4.199-16 - Indio Hills After-School Program	05	LMC	\$2,553.60
2016	75	5896	5981928	4.200-16 - North Shore After School Program	05	LMC	\$3,039.65
2016	75	5896	5992428	4.200-16 - North Shore After School Program	05	LMC	\$2,137.77
2016	75	5896	5999784	4.200-16 - North Shore After School Program	05	LMC	\$1,373.81
2016	75	5896	6008141	4.200-16 - North Shore After School Program	05	LMC	\$2,000.83
2016	75	5896	6049077	4.200-16 - North Shore After School Program	05	LMC	\$1,447.94
2016	76	5897	5981928	4.201-16 - Community Recreation Services and Community Enaaement	05	LMA	\$2,010.82
2016	76	5897	5992428	4.201-16 - Community Recreation Services and Community Enaaement	05	LMA	\$1,361.50
2016	76	5897	5999784	4.201-16 - Community Recreation Services and Community Enaaement	05	LMA	\$1,270.62
2016	76	5897	6008138	4.201-16 - Community Recreation Services and Community Enaaement	05	LMA	\$1,794.37
2016	76	5897	6024125	4.201-16 - Community Recreation Services and Community Enaaement	05	LMA	\$1,111.42
2016	76	5897	6042813	4.201-16 - Community Recreation Services and Community Enaaement	05	LMA	\$2,772.46
2016	76	5897	6049082	4.201-16 - Community Recreation Services and Community Enaaement	05	LMA	\$5,451.57
2016	76	5897	6054170	4.201-16 - Community Recreation Services and Community Enaaement	05	LMA	\$617.34

2016	86	5924	5992416	4.LQ.27-16 - Boys and Girls Club- Coachella Valley	05	LMC	\$7,905.00
2016	86	5924	6008142	4.LQ.27-16 - Boys and Girls Club- Coachella Valley	05	LMC	\$9,180.00
2016	86	5924	6037787	4.LQ.27-16 - Boys and Girls Club- Coachella Valley	05	LMC	\$1,275.00
2016	88	5909	5970403	5.84-16 - Cabazon Community Services Program	05	LMA	\$7,169.64
2016	88	5909	5981928	5.84-16 - Cabazon Community Services Program	05	LMA	\$10,329.66
2016	88	5909	5992428	5.84-16 - Cabazon Community Services Program	05	LMA	\$10,271.09
2016	88	5909	6008135	5.84-16 - Cabazon Community Services Program	05	LMA	\$11,685.73
2016	88	5909	6021753	5.84-16 - Cabazon Community Services Program	05	LMA	\$255.97
2016	88	5909	6024054	5.84-16 - Cabazon Community Services Program	05	LMA	\$11,338.71
2016	88	5909	6028189	5.84-16 - Cabazon Community Services Program	05	LMA	\$19,035.97
2016	88	5909	6031271	5.84-16 - Cabazon Community Services Program	05	LMA	\$9,705.25
2016	88	5909	6040372	5.84-16 - Cabazon Community Services Program	05	LMA	\$11,120.20
2016	88	5909	6049082	5.84-16 - Cabazon Community Services Program	05	LMA	\$9,087.78
					05	Matrix Code	\$599,285.66
2016	31	5866	6001341	0.165-16 - Care-A-Van Transit	05A	LMC	\$13,000.00
2016	37	5872	5990156	1.82-16 - Wildomar Senior Center Transportation Program	05A	LMC	\$5,000.00
2016	37	5872	6030607	1.82-16 - Wildomar Senior Center Transportation Program	05A	LMC	\$30,000.00
2016	48	5876	6008139	2.71-16 - Eddie Dee Smith Senior Center	05A	LMC	\$47,575.00
2016	56	5932	6024054	2.NR.41-16 - Senior Recreation and Community Services	05A	LMC	\$8,203.20
2016	56	5932	6068167	2.NR.41-16 - Senior Recreation and Community Services	05A	LMC	\$3,468.62
2016	61	5883	5995547	3.122-16 - FSA San Jacinto Senior Service Program	05A	LMC	\$24,237.85
2016	61	5883	6035043	3.122-16 - FSA San Jacinto Senior Service Program	05A	LMC	\$5,762.15
					05A	Matrix Code	\$137,246.82
2016	50	5887	6028188	3.126-16 - Youth Scholarship Program	05D	LMC	\$1,970.00
2016	50	5887	6054170	3.126-16 - Youth Scholarship Program	05D	LMC	\$3,030.00
2016	90	5906	5976278	5.81-16 - Teen Leader Program	05D	LMC	\$5,000.00
					05D	Matrix Code	\$10,000.00
2016	20	5855	6028190	0.154-16 - Domestic Violence Services	05G	LMC	\$17,723.00
					05G	Matrix Code	\$17,723.00
2016	77	5898	6054170	4.202-16 - Warriors to Work Program	05H	LMC	\$1,650.87
2016	77	5898	6054182	4.202-16 - Warriors to Work Program	05H	LMC	\$238.00
					05H	Matrix Code	\$1,888.87
2016	23	5858	5976278	0.157-16 - Boys and Girls Club-Camp Kids Program	05L	LMC	\$18,607.66
2016	23	5858	6018695	0.157-16 - Boys and Girls Club-Camp Kids Program	05L	LMC	\$2,660.34
2016	40	5927	6023107	1.LE.53-16 - Boys and Girls Clubs of Southwest County	05L	LMC	\$6,978.98
2016	40	5927	6037787	1.LE.53-16 - Boys and Girls Clubs of Southwest County	05L	LMC	\$3,021.02
					05L	Matrix Code	\$31,268.00
2016	32	5867	6018698	0.166-16 - Womens Health Assistance Program	05M	LMC	\$15,000.00
2016	46	5928	6023107	1.LE.54-16 - Vista Community Clinic	05M	LMC	\$3,863.29
2016	46	5928	6037787	1.LE.54-16 - Vista Community Clinic	05M	LMC	\$4,611.12
2016	46	5928	6040372	1.LE.54-16 - Vista Community Clinic	05M	LMC	\$3,363.40
					05M	Matrix Code	\$26,837.81
2016	24	5859	6054170	0.158-16 - Project Independence	05N	LMC	\$7,562.00
2016	25	5860	5970403	0.159-16 - Court Appointed Special Advocates (CASA) Program	05N	LMC	\$4,926.96
2016	25	5860	5976278	0.159-16 - Court Appointed Special Advocates (CASA) Program	05N	LMC	\$2,000.00
2016	25	5860	5990156	0.159-16 - Court Appointed Special Advocates (CASA) Program	05N	LMC	\$3,937.16
2016	25	5860	5995547	0.159-16 - Court Appointed Special Advocates (CASA) Program	05N	LMC	\$5,882.90
2016	25	5860	6005716	0.159-16 - Court Appointed Special Advocates (CASA) Program	05N	LMC	\$6,794.69
2016	25	5860	6023107	0.159-16 - Court Appointed Special Advocates (CASA) Program	05N	LMC	\$7,958.29
2016	25	5860	6024054	0.159-16 - Court Appointed Special Advocates (CASA) Program	05N	LMC	\$58,157.75
2016	25	5860	6032275	0.159-16 - Court Appointed Special Advocates (CASA) Program	05N	LMC	\$16,296.00

2016	25	5860	6032277	0.159-16 - Court Appointed Special Advocates (CASA) Program	05N	LMC	\$147.94
2016	25	5860	6049077	0.159-16 - Court Appointed Special Advocates (CASA) Program	05N	LMC	\$15,898.31
2016	33	5868	6005716	0.167-16 - Kin Care	05N	LMC	\$5,323.80
2016	33	5868	6028190	0.167-16 - Kin Care	05N	LMC	\$2,499.48
2016	33	5868	6035043	0.167-16 - Kin Care	05N	LMC	\$2,176.72
					05N	Matrix Code	\$139,562.00
2016	15	5848	5983023	9.144-16 - Community Enhancement Program	05V	LMA	\$557.07
2016	15	5848	5983341	9.144-16 - Community Enhancement Program	05V	LMA	\$2,360.18
2016	15	5848	5990156	9.144-16 - Community Enhancement Program	05V	LMA	\$674.82
2016	15	5848	5992403	9.144-16 - Community Enhancement Program	05V	LMA	\$215.99
2016	15	5848	5992428	9.144-16 - Community Enhancement Program	05V	LMA	\$18.53
2016	15	5848	5995355	9.144-16 - Community Enhancement Program	05V	LMA	\$641.21
2016	15	5848	5999784	9.144-16 - Community Enhancement Program	05V	LMA	\$1,260.02
2016	15	5848	6005718	9.144-16 - Community Enhancement Program	05V	LMA	\$106.80
2016	15	5848	6008035	9.144-16 - Community Enhancement Program	05V	LMA	\$617.78
2016	15	5848	6013001	9.144-16 - Community Enhancement Program	05V	LMA	\$162.22
2016	15	5848	6018695	9.144-16 - Community Enhancement Program	05V	LMA	\$905.13
2016	15	5848	6023112	9.144-16 - Community Enhancement Program	05V	LMA	\$817.21
2016	15	5848	6023979	9.144-16 - Community Enhancement Program	05V	LMA	\$240.43
2016	15	5848	6025014	9.144-16 - Community Enhancement Program	05V	LMA	\$841.89
2016	15	5848	6032189	9.144-16 - Community Enhancement Program	05V	LMA	\$1,118.45
2016	15	5848	6032277	9.144-16 - Community Enhancement Program	05V	LMA	\$10,364.31
2016	15	5848	6033309	9.144-16 - Community Enhancement Program	05V	LMA	\$1,966.71
2016	15	5848	6035043	9.144-16 - Community Enhancement Program	05V	LMA	\$778.56
2016	15	5848	6037777	9.144-16 - Community Enhancement Program	05V	LMA	\$716.05
2016	15	5848	6040382	9.144-16 - Community Enhancement Program	05V	LMA	\$875.21
2016	15	5848	6041265	9.144-16 - Community Enhancement Program	05V	LMA	\$520.31
2016	15	5848	6042813	9.144-16 - Community Enhancement Program	05V	LMA	\$1,440.00
2016	15	5848	6050515	9.144-16 - Community Enhancement Program	05V	LMA	\$2,346.04
2016	15	5848	6054170	9.144-16 - Community Enhancement Program	05V	LMA	\$201.85
2016	15	5848	6054178	9.144-16 - Community Enhancement Program	05V	LMA	\$1,523.73
					05V	Matrix Code	\$31,270.50
2016	22	5857	6018695	0.156-16 - Blythe Harmony Kitchen	05W	LMC	\$7,849.84
2016	22	5857	6032277	0.156-16 - Blythe Harmony Kitchen	05W	LMC	\$2,584.31
2016	22	5857	6037824	0.156-16 - Blythe Harmony Kitchen	05W	LMC	\$5,235.42
2016	60	5882	6018705	3.121-16 - Emergency Community Food Pantry	05W	LMC	\$4,193.50
2016	60	5882	6031271	3.121-16 - Emergency Community Food Pantry	05W	LMC	\$2,513.02
2016	60	5882	6044520	3.121-16 - Emergency Community Food Pantry	05W	LMC	\$2,130.39
2016	60	5882	6054170	3.121-16 - Emergency Community Food Pantry	05W	LMC	\$1,163.09
2016	68	5889	6005718	4.193-16 - St. Elizabeth Food Pantry	05W	LMC	\$2,075.36
2016	68	5889	6014090	4.193-16 - St. Elizabeth Food Pantry	05W	LMC	\$2,389.70
2016	68	5889	6032277	4.193-16 - St. Elizabeth Food Pantry	05W	LMC	\$1,534.94
2016	70	5891	5992428	4.195-16 - Food Assistance Program	05W	LMC	\$6,807.22
2016	70	5891	6035043	4.195-16 - Food Assistance Program	05W	LMC	\$9,192.78
2016	87	5907	6005718	5.82-16 - Meniffee Valley Community Cupboard	05W	LMC	\$10,000.00
					05W	Matrix Code	\$57,669.57
2014	16	5564	5951206	9.125-14 - Home Enhancement Rehab Program	14A	LMH	\$2,064.20
2014	16	5564	5955130	9.125-14 - Home Enhancement Rehab Program	14A	LMH	\$5,142.61
2014	16	5564	5956472	9.125-14 - Home Enhancement Rehab Program	14A	LMH	\$4,481.88
2014	16	5564	5961686	9.125-14 - Home Enhancement Rehab Program	14A	LMH	\$5,473.25
2014	16	5564	5971469	9.125-14 - Home Enhancement Rehab Program	14A	LMH	\$9,326.44

2014	16	5564	5983023	9.125-14 - Home Enhancement Rehab Program	14A	LMH	\$7,155.91
2014	16	5564	5995343	9.125-14 - Home Enhancement Rehab Program	14A	LMH	\$148.45
2014	16	5564	6008032	9.125-14 - Home Enhancement Rehab Program	14A	LMH	\$338.59
2014	16	5564	6025012	9.125-14 - Home Enhancement Rehab Program	14A	LMH	\$3,928.80
2014	16	5564	6028186	9.125-14 - Home Enhancement Rehab Program	14A	LMH	\$5,616.79
2014	16	5564	6032045	9.125-14 - Home Enhancement Rehab Program	14A	LMH	\$8,358.46
2014	16	5564	6033302	9.125-14 - Home Enhancement Rehab Program	14A	LMH	\$3,804.56
2014	16	5564	6035035	9.125-14 - Home Enhancement Rehab Program	14A	LMH	\$71.20
2014	16	5564	6047964	9.125-14 - Home Enhancement Rehab Program	14A	LMH	\$5,157.41
2014	16	5564	6050513	9.125-14 - Home Enhancement Rehab Program	14A	LMH	\$81.00
2014	16	5564	6051173	9.125-14 - Home Enhancement Rehab Program	14A	LMH	\$5,378.41
2014	16	5564	6053878	9.125-14 - Home Enhancement Rehab Program	14A	LMH	\$5,394.40
2014	16	5564	6060132	9.125-14 - Home Enhancement Rehab Program	14A	LMH	\$4,661.77
2014	16	5564	6066761	9.125-14 - Home Enhancement Rehab Program	14A	LMH	\$4,759.85
2014	16	5953	6005710	9.125-14-1 HEPBM3-03	14A	LMH	\$13,681.00
2014	16	5954	5995537	9.125-14-2 HEPBM2-01	14A	LMH	\$13,257.00
2014	16	5955	6028186	9.125-14-3 HEPBM3-2	14A	LMH	\$18,543.00
2014	16	5956	6005710	9.125-14-4 HEG5.04-14	14A	LMH	\$9,851.00
2014	16	5964	6050513	9.125-14-5 Home Rehab	14A	LMH	\$700.00
2014	37	5587	5976278	1.CL.02-14 - Home Repair Program	14A	LMH	\$9,200.00
2015	26	5690	5951197	0.143-15 - Home Enhancement Grant Program	14A	LMH	\$1,376.14
2015	26	5690	5955123	0.143-15 - Home Enhancement Grant Program	14A	LMH	\$3,670.32
2015	26	5690	5956475	0.143-15 - Home Enhancement Grant Program	14A	LMH	\$4,402.89
2015	26	5690	5961683	0.143-15 - Home Enhancement Grant Program	14A	LMH	\$3,992.99
2015	26	5690	5971469	0.143-15 - Home Enhancement Grant Program	14A	LMH	\$8,780.37
2015	26	5690	5983023	0.143-15 - Home Enhancement Grant Program	14A	LMH	\$9,853.21
2015	26	5690	5990156	0.143-15 - Home Enhancement Grant Program	14A	LMH	\$11,404.41
2015	26	5690	5995359	0.143-15 - Home Enhancement Grant Program	14A	LMH	\$5,924.17
2015	26	5690	5999794	0.143-15 - Home Enhancement Grant Program	14A	LMH	\$5,436.46
2015	26	5690	6008012	0.143-15 - Home Enhancement Grant Program	14A	LMH	\$11,534.63
2015	26	5690	6014596	0.143-15 - Home Enhancement Grant Program	14A	LMH	\$5,725.48
2015	26	5690	6023985	0.143-15 - Home Enhancement Grant Program	14A	LMH	\$5,173.64
2015	26	5690	6025013	0.143-15 - Home Enhancement Grant Program	14A	LMH	\$881.61
2015	26	5690	6032050	0.143-15 - Home Enhancement Grant Program	14A	LMH	\$1,853.47
2015	26	5690	6033305	0.143-15 - Home Enhancement Grant Program	14A	LMH	\$5,097.59
2015	26	5690	6041245	0.143-15 - Home Enhancement Grant Program	14A	LMH	\$4,033.80
2015	26	5690	6047979	0.143-15 - Home Enhancement Grant Program	14A	LMH	\$4,616.09
2015	26	5690	6051191	0.143-15 - Home Enhancement Grant Program	14A	LMH	\$4,836.69
2015	26	5690	6053886	0.143-15 - Home Enhancement Grant Program	14A	LMH	\$5,340.79
2015	26	5690	6054158	0.143-15 - Home Enhancement Grant Program	14A	LMH	\$1,013.80
2015	26	5690	6060160	0.143-15 - Home Enhancement Grant Program	14A	LMH	\$4,779.87
2015	26	5690	6066762	0.143-15 - Home Enhancement Grant Program	14A	LMH	\$4,800.92
2015	26	5957	6042810	0.143-15-1 HEG4.06-15	14A	LMH	\$19,065.45
2015	26	5963	6049076	0.143-15-2	14A	LMH	\$9,345.00
2015	83	5693	5999794	0.145-15 - Critical Home Maintenance & Repair Program	14A	LMH	\$10,861.54
2015	83	5693	6001375	0.145-15 - Critical Home Maintenance & Repair Program	14A	LMH	\$9,386.99
2015	83	5693	6018688	0.145-15 - Critical Home Maintenance & Repair Program	14A	LMH	\$3,251.47
2015	83	5693	6018691	0.145-15 - Critical Home Maintenance & Repair Program	14A	LMH	\$104.94
2015	83	5832	5951206	0.145-15 - Activity Delivery Cost- Critical Home Maintenance & Repair Proogram	14A	LMH	\$176.91
2015	83	5832	5956472	0.145-15 - Activity Delivery Cost- Critical Home Maintenance & Repair Proogram	14A	LMH	\$817.73
2015	83	5832	5961686	0.145-15 - Activity Delivery Cost- Critical Home Maintenance & Repair Program	14A	LMH	\$999.06

2015	83	5832	5971469	0.145-15 - Activity Delivery Cost- Critical Home Maintenance & Repair Program	14A	LMH	\$917.89
2015	83	5832	5983023	0.145-15 - Activity Delivery Cost- Critical Home Maintenance & Repair Program	14A	LMH	\$107.99
2015	83	5832	5990156	0.145-15 - Activity Delivery Cost- Critical Home Maintenance & Repair Program	14A	LMH	\$1,266.21
2015	83	5832	5999800	0.145-15 - Activity Delivery Cost- Critical Home Maintenance & Repair Program	14A	LMH	\$522.49
2015	83	5832	6008012	0.145-15 - Activity Delivery Cost- Critical Home Maintenance & Repair Program	14A	LMH	\$435.57
2015	83	5832	6008032	0.145-15 - Activity Delivery Cost- Critical Home Maintenance & Repair Program	14A	LMH	\$23.84
2015	83	5832	6014596	0.145-15 - Activity Delivery Cost- Critical Home Maintenance & Repair Program	14A	LMH	\$746.90
2015	83	5832	6023985	0.145-15 - Activity Delivery Cost- Critical Home Maintenance & Repair Program	14A	LMH	\$110.25
2015	83	5832	6028188	0.145-15 - Activity Delivery Cost- Critical Home Maintenance & Repair Program	14A	LMH	\$230.38
2016	27	5862	5999784	0.161-16 - Home Enhancement Program- Pre 1978	14A	LMH	\$691.37
2016	27	5862	6008035	0.161-16 - Home Enhancement Program- Pre 1978	14A	LMH	\$1,292.10
2016	27	5862	6010454	0.161-16 - Home Enhancement Program- Pre 1978	14A	LMH	\$652.92
2016	27	5862	6023979	0.161-16 - Home Enhancement Program- Pre 1978	14A	LMH	\$1,127.00
2016	27	5862	6025014	0.161-16 - Home Enhancement Program- Pre 1978	14A	LMH	\$685.70
2016	27	5862	6032189	0.161-16 - Home Enhancement Program- Pre 1978	14A	LMH	\$1,939.50
2016	27	5862	6033309	0.161-16 - Home Enhancement Program- Pre 1978	14A	LMH	\$1,088.47
2016	27	5862	6037824	0.161-16 - Home Enhancement Program- Pre 1978	14A	LMH	\$271.33
2016	27	5862	6040382	0.161-16 - Home Enhancement Program- Pre 1978	14A	LMH	\$422.49
2016	27	5862	6041265	0.161-16 - Home Enhancement Program- Pre 1978	14A	LMH	\$798.21
2016	27	5862	6047996	0.161-16 - Home Enhancement Program- Pre 1978	14A	LMH	\$244.81
2016	27	5862	6050515	0.161-16 - Home Enhancement Program- Pre 1978	14A	LMH	\$485.03
2016	27	5862	6051209	0.161-16 - Home Enhancement Program- Pre 1978	14A	LMH	\$281.79
2016	27	5862	6053895	0.161-16 - Home Enhancement Program- Pre 1978	14A	LMH	\$408.67
2016	27	5862	6063449	0.161-16 - Home Enhancement Program- Pre 1978	14A	LMH	\$1,451.72
2016	27	5862	6066764	0.161-16 - Home Enhancement Program- Pre 1978	14A	LMH	\$248.46
2016	29	5864	6032189	0.163-16 - Critical Home Maintenance and Repair Program	14A	LMH	\$130.81
2016	29	5864	6033309	0.163-16 - Critical Home Maintenance and Repair Program	14A	LMH	\$489.04
2016	29	5864	6040382	0.163-16 - Critical Home Maintenance and Repair Program	14A	LMH	\$9,670.17
2016	29	5864	6041265	0.163-16 - Critical Home Maintenance and Repair Program	14A	LMH	\$995.22
2016	29	5864	6047996	0.163-16 - Critical Home Maintenance and Repair Program	14A	LMH	\$471.20
2016	29	5864	6051209	0.163-16 - Critical Home Maintenance and Repair Program	14A	LMH	\$1,146.98
2016	29	5864	6053895	0.163-16 - Critical Home Maintenance and Repair Program	14A	LMH	\$492.51
2016	29	5864	6054178	0.163-16 - Critical Home Maintenance and Repair Program	14A	LMH	\$880.74
2016	29	5864	6063449	0.163-16 - Critical Home Maintenance and Repair Program	14A	LMH	\$49.58
2016	29	5864	6066767	0.163-16 - Critical Home Maintenance and Repair Program	14A	LMH	\$117.16
					14A	Matrix Code	\$346,008.91
2015	76	5752	6008133	4.IW.10-15 - ADA Improvement Project	14D	LMH	\$19,625.15
2015	76	5824	5955130	4.IW.10-15 - Activity Delivery Cost- ADA Improvement Project	14D	LMH	\$70.60
2015	76	5824	5956472	4.IW.10-15 - Activity Delivery Cost- ADA Improvement Project	14D	LMH	\$206.42
2015	76	5824	5961686	4.IW.10-15 - Activity Delivery Cost- ADA Improvement Project	14D	LMH	\$21.63
2015	76	5824	5971469	4.IW.10-15 - Activity Delivery Cost- ADA Improvement Project	14D	LMH	\$85.71
2015	76	5824	5983023	4.IW.10-15 - Activity Delivery Cost- ADA Improvement Project	14D	LMH	\$87.43
2015	76	5824	5990156	4.IW.10-15 - Activity Delivery Cost- ADA Improvement Project	14D	LMH	\$235.80
2015	76	5824	5995343	4.IW.10-15 - Activity Delivery Cost- ADA Improvement Project	14D	LMH	\$227.49
2015	76	5824	6010439	4.IW.10-15 - Activity Delivery Cost- ADA Improvement Project	14D	LMH	\$54.58
2015	76	5824	6025012	4.IW.10-15 - Activity Delivery Cost- ADA Improvement Project	14D	LMH	\$54.58
2016	84	5921	6008032	4.IW.11-16 - Resident Mobility Project	14D	LMH	\$422.49
2016	84	5921	6010439	4.IW.11-16 - Resident Mobility Project	14D	LMH	\$109.17
2016	84	5921	6023971	4.IW.11-16 - Resident Mobility Project	14D	LMH	\$170.97
2016	84	5921	6025012	4.IW.11-16 - Resident Mobility Project	14D	LMH	\$81.87
2016	84	5921	6028186	4.IW.11-16 - Resident Mobility Project	14D	LMH	\$345.86

2016	84	5921	6032045	4.IW.11-16 - Resident Mobility Project	14D	LMH	\$363.25
2016	84	5921	6047964	4.IW.11-16 - Resident Mobility Project	14D	LMH	\$553.63
2016	84	5921	6049074	4.IW.11-16 - Resident Mobility Project	14D	LMH	\$2,593.66
2016	84	5921	6049076	4.IW.11-16 - Resident Mobility Project	14D	LMH	\$16,499.00
2016	84	5921	6049082	4.IW.11-16 - Resident Mobility Project	14D	LMH	\$14,020.24
2016	84	5921	6051209	4.IW.11-16 - Resident Mobility Project	14D	LMH	\$182.37
2016	84	5921	6053895	4.IW.11-16 - Resident Mobility Project	14D	LMH	\$215.30
2016	84	5921	6066767	4.IW.11-16 - Resident Mobility Project	14D	LMH	\$72.66
					14D	Matrix Code	\$56,299.86
2015	89	5699	6018688	0.151-15 - Riverside County Affordable Solar Housing Program	14F	LMH	\$106.80
2015	89	5699	6033305	0.151-15 - Riverside County Affordable Solar Housing Program	14F	LMH	\$271.69
2015	89	5699	6047979	0.151-15 - Riverside County Affordable Solar Housing Program	14F	LMH	\$176.70
2015	89	5699	6053886	0.151-15 - Riverside County Affordable Solar Housing Program	14F	LMH	\$96.85
2015	89	5699	6060160	0.151-15 - Riverside County Affordable Solar Housing Program	14F	LMH	\$223.65
2015	89	5699	6066766	0.151-15 - Riverside County Affordable Solar Housing Program	14F	LMH	\$4,124.31
2015	89	5699	6066767	0.151-15 - Riverside County Affordable Solar Housing Program	14F	LMH	\$768.89
					14F	Matrix Code	\$5,768.89
2015	74	5747	5959961	4.CO.10-15 - Code Enforcement Program	15	LMA	\$179,404.27
2015	74	5747	5959966	4.CO.10-15 - Code Enforcement Program	15	LMA	\$5,030.19
2015	74	5747	5992397	4.CO.10-15 - Code Enforcement Program	15	LMA	\$28,616.74
2015	74	5747	6008133	4.CO.10-15 - Code Enforcement Program	15	LMA	\$49,614.99
2015	119	5831	5951193	3.SJ.05-15 -San Jacinto Code Enforcement	15	LMA	\$42,644.82
2015	119	5831	5981928	3.SJ.05-15 -San Jacinto Code Enforcement	15	LMA	\$16,651.89
2015	119	5831	6008133	3.SJ.05-15 -San Jacinto Code Enforcement	15	LMA	\$15,831.95
2015	119	5831	6042810	3.SJ.05-15 -San Jacinto Code Enforcement	15	LMA	\$11,443.71
2015	119	5831	6068163	3.SJ.05-15 -San Jacinto Code Enforcement	15	LMA	\$25,408.57
2016	26	5861	5992416	0.160-16 - Community Impact Plans	15	LMA	\$55,075.85
2016	26	5861	5992428	0.160-16 - Community Impact Plans	15	LMA	\$160,655.67
2016	26	5861	5992498	0.160-16 - Community Impact Plans	15	LMA	\$14,302.91
2016	26	5861	6008135	0.160-16 - Community Impact Plans	15	LMA	\$40,916.26
2016	26	5861	6021750	0.160-16 - Community Impact Plans	15	LMA	\$384,685.08
2016	26	5861	6021769	0.160-16 - Community Impact Plans	15	LMA	\$8,436.26
2016	41	5926	6005718	1.LE.52-16 - Code Enforcement	15	LMA	\$50,000.00
2016	43	5933	5995547	1.WD.14-16 - Code Enforcement Enhancement Program	15	LMA	\$10,701.75
2016	43	5933	6008143	1.WD.14-16 - Code Enforcement Enhancement Program	15	LMA	\$2,949.75
2016	43	5933	6021757	1.WD.14-16 - Code Enforcement Enhancement Program	15	LMA	\$2,465.25
2016	83	5917	6008141	4.CO.13-16 - Code Enforcement Program	15	LMA	\$7,700.07
2016	83	5917	6013001	4.CO.13-16 - Code Enforcement Program	15	LMA	\$60,138.41
2016	83	5917	6031271	4.CO.13-16 - Code Enforcement Program	15	LMA	\$81,177.37
					15	Matrix Code	\$1,253,851.76
2014	99	5660	5951206	9.129-14 - Economic Development-Financial Assistance	18A	LMJ	\$725.40
2014	99	5660	5955130	9.129-14 - Economic Development-Financial Assistance	18A	LMJ	\$1,368.39
2014	99	5660	5956472	9.129-14 - Economic Development-Financial Assistance	18A	LMJ	\$1,102.57
2014	99	5660	5959966	9.129-14 - Economic Development-Financial Assistance	18A	LMJ	\$1,116.50
2014	99	5660	5961686	9.129-14 - Economic Development-Financial Assistance	18A	LMJ	\$1,207.04
2014	99	5660	5965856	9.129-14 - Economic Development-Financial Assistance	18A	LMJ	\$213.60
2014	99	5660	5971469	9.129-14 - Economic Development-Financial Assistance	18A	LMJ	\$2,756.11
2014	99	5660	5983023	9.129-14 - Economic Development-Financial Assistance	18A	LMJ	\$2,497.01
2014	99	5660	5990156	9.129-14 - Economic Development-Financial Assistance	18A	LMJ	\$2,453.42
2014	99	5660	5995343	9.129-14 - Economic Development-Financial Assistance	18A	LMJ	\$1,490.65
2014	99	5660	5995537	9.129-14 - Economic Development-Financial Assistance	18A	LMJ	\$258.10

2014	99	5660	5999800	9.129-14 - Economic Development-Financial Assistance	18A	LMJ	\$1,234.90
2014	99	5660	6008032	9.129-14 - Economic Development-Financial Assistance	18A	LMJ	\$2,710.72
2014	99	5660	6010439	9.129-14 - Economic Development-Financial Assistance	18A	LMJ	\$1,193.14
2014	99	5660	6023971	9.129-14 - Economic Development-Financial Assistance	18A	LMJ	\$1,207.50
2014	99	5660	6025012	9.129-14 - Economic Development-Financial Assistance	18A	LMJ	\$1,030.09
2014	99	5660	6032045	9.129-14 - Economic Development-Financial Assistance	18A	LMJ	\$623.22
2014	99	5660	6053878	9.129-14 - Economic Development-Financial Assistance	18A	LMJ	\$342.77
2014	99	5660	6054156	9.129-14 - Economic Development-Financial Assistance	18A	LMJ	\$71.20
2014	99	5660	6060132	9.129-14 - Economic Development-Financial Assistance	18A	LMJ	\$1,641.74
2014	99	5660	6066761	9.129-14 - Economic Development-Financial Assistance	18A	LMJ	\$248.46
2015	12	5678	5951197	9.132-15 - Economic Development Assistance Fund	18A	LMJ	\$241.80
2015	12	5678	5955123	9.132-15 - Economic Development Assistance Fund	18A	LMJ	\$1,094.71
2015	12	5678	5956475	9.132-15 - Economic Development Assistance Fund	18A	LMJ	\$977.38
2015	12	5678	5961683	9.132-15 - Economic Development Assistance Fund	18A	LMJ	\$762.34
2015	12	5678	5971469	9.132-15 - Economic Development Assistance Fund	18A	LMJ	\$1,288.52
2015	12	5678	5983023	9.132-15 - Economic Development Assistance Fund	18A	LMJ	\$1,795.74
2015	12	5678	5990156	9.132-15 - Economic Development Assistance Fund	18A	LMJ	\$1,191.16
2015	12	5678	5995359	9.132-15 - Economic Development Assistance Fund	18A	LMJ	\$550.97
2015	12	5678	6001375	9.132-15 - Economic Development Assistance Fund	18A	LMJ	\$90.00
2015	12	5678	6005711	9.132-15 - Economic Development Assistance Fund	18A	LMJ	\$430.92
2015	12	5678	6008130	9.132-15 - Economic Development Assistance Fund	18A	LMJ	\$502.12
2015	12	5678	6013001	9.132-15 - Economic Development Assistance Fund	18A	LMJ	\$133.95
2015	12	5678	6023985	9.132-15 - Economic Development Assistance Fund	18A	LMJ	\$360.65
2015	12	5678	6025013	9.132-15 - Economic Development Assistance Fund	18A	LMJ	\$210.47
2015	12	5678	6032050	9.132-15 - Economic Development Assistance Fund	18A	LMJ	\$378.75
2015	12	5678	6033305	9.132-15 - Economic Development Assistance Fund	18A	LMJ	\$362.82
2015	12	5678	6041245	9.132-15 - Economic Development Assistance Fund	18A	LMJ	\$615.46
2015	12	5678	6047979	9.132-15 - Economic Development Assistance Fund	18A	LMJ	\$692.59
2015	12	5678	6051191	9.132-15 - Economic Development Assistance Fund	18A	LMJ	\$483.07
2015	12	5678	6053886	9.132-15 - Economic Development Assistance Fund	18A	LMJ	\$894.45
2015	12	5678	6060160	9.132-15 - Economic Development Assistance Fund	18A	LMJ	\$907.33
2015	12	5678	6066762	9.132-15 - Economic Development Assistance Fund	18A	LMJ	\$1,076.68
					18A	Matrix Code	\$40,534.41
2014	98	5659	5951206	9.128-14 Economic Development-MicroEnterprise	18C	LMCMC	\$725.40
2014	98	5659	5955130	9.128-14 Economic Development-MicroEnterprise	18C	LMCMC	\$1,562.80
2014	98	5659	5956472	9.128-14 Economic Development-MicroEnterprise	18C	LMCMC	\$1,672.71
2014	98	5659	5959966	9.128-14 Economic Development-MicroEnterprise	18C	LMCMC	\$1,116.50
2014	98	5659	5961686	9.128-14 Economic Development-MicroEnterprise	18C	LMCMC	\$1,334.10
2014	98	5659	5971469	9.128-14 Economic Development-MicroEnterprise	18C	LMCMC	\$3,415.99
2014	98	5659	5983023	9.128-14 Economic Development-MicroEnterprise	18C	LMCMC	\$3,121.33
2014	98	5659	5990156	9.128-14 Economic Development-MicroEnterprise	18C	LMCMC	\$3,128.07
2014	98	5659	5995343	9.128-14 Economic Development-MicroEnterprise	18C	LMCMC	\$1,398.83
2014	98	5659	5995537	9.128-14 Economic Development-MicroEnterprise	18C	LMCMC	\$258.10
2014	98	5659	5999800	9.128-14 Economic Development-MicroEnterprise	18C	LMCMC	\$1,321.32
2014	98	5659	6008032	9.128-14 Economic Development-MicroEnterprise	18C	LMCMC	\$2,663.86
2014	98	5659	6010439	9.128-14 Economic Development-MicroEnterprise	18C	LMCMC	\$1,434.04
2014	98	5659	6023971	9.128-14 Economic Development-MicroEnterprise	18C	LMCMC	\$1,127.00
2014	98	5659	6025012	9.128-14 Economic Development-MicroEnterprise	18C	LMCMC	\$1,428.06
2014	98	5659	6028186	9.128-14 Economic Development-MicroEnterprise	18C	LMCMC	\$706.45
2014	98	5659	6032045	9.128-14 Economic Development-MicroEnterprise	18C	LMCMC	\$2,720.22
2014	98	5659	6033302	9.128-14 Economic Development-MicroEnterprise	18C	LMCMC	\$941.26

2014	98	5659	6042802	9.128-14 Economic Development-MicroEnterprise	18C	LMCMC	\$1,673.20
2014	98	5659	6047964	9.128-14 Economic Development-MicroEnterprise	18C	LMCMC	\$1,044.18
2014	98	5659	6051173	9.128-14 Economic Development-MicroEnterprise	18C	LMCMC	\$886.39
2014	98	5659	6053878	9.128-14 Economic Development-MicroEnterprise	18C	LMCMC	\$946.58
2014	98	5659	6054156	9.128-14 Economic Development-MicroEnterprise	18C	LMCMC	\$71.20
2014	98	5659	6060132	9.128-14 Economic Development-MicroEnterprise	18C	LMCMC	\$1,540.72
2014	98	5659	6066761	9.128-14 Economic Development-MicroEnterprise	18C	LMCMC	\$1,325.14
2014	98	5951	6044522	9.128-14-1 - Clochan Concrete	18C	LMCMC	\$7,200.45
2014	98	5951	6049074	9.128-14-1 - Clochan Concrete	18C	LMCMC	\$1,598.95
2016	16	5849	5983023	9.145-16 - Economic Development - MicroEnterprise	18C	LMCMC	\$769.37
2016	16	5849	5990156	9.145-16 - Economic Development - MicroEnterprise	18C	LMCMC	\$1,868.65
2016	16	5849	5995355	9.145-16 - Economic Development - MicroEnterprise	18C	LMCMC	\$1,285.59
2016	16	5849	5999784	9.145-16 - Economic Development - MicroEnterprise	18C	LMCMC	\$1,209.90
2016	16	5849	6008035	9.145-16 - Economic Development - MicroEnterprise	18C	LMCMC	\$3,077.97
2016	16	5849	6010454	9.145-16 - Economic Development - MicroEnterprise	18C	LMCMC	\$1,387.47
2016	16	5849	6023979	9.145-16 - Economic Development - MicroEnterprise	18C	LMCMC	\$1,207.50
2016	16	5849	6025014	9.145-16 - Economic Development - MicroEnterprise	18C	LMCMC	\$1,371.40
2016	16	5849	6032189	9.145-16 - Economic Development - MicroEnterprise	18C	LMCMC	\$1,003.96
2016	16	5849	6033309	9.145-16 - Economic Development - MicroEnterprise	18C	LMCMC	\$108.85
2016	16	5849	6041265	9.145-16 - Economic Development - MicroEnterprise	18C	LMCMC	\$145.13
2016	16	5849	6047996	9.145-16 - Economic Development - MicroEnterprise	18C	LMCMC	\$244.81
2016	16	5849	6051209	9.145-16 - Economic Development - MicroEnterprise	18C	LMCMC	\$483.07
2016	16	5849	6053895	9.145-16 - Economic Development - MicroEnterprise	18C	LMCMC	\$342.77
2016	81	5904	6024125	4.208-16 - Riverside County Women Veterans Business Initiative	18C	LMCMC	\$10,000.00
					18C	Matrix Code	\$70,869.29
Total							\$6,643,144.78

LINE 27 DETAIL: ACTIVITIES INCLUDED IN THE COMPUTATION OF LINE 27

Plan Year	IDIS Project	IDIS Activity	Voucher Number	Activity Name	Matrix Code	National Objective	Drawn Amount
2016	34	5869	5990156	1.79-16 - Whiteside Manors Transitional Housing for Dually Diagnosed	03T	LMC	\$10,000.00
2016	63	5902	6018705	4.206-16 - Transitional Housing Program	03T	LMC	\$10,000.00
2016	66	5888	6008139	3.127-16 - VRS Bus Ticket Home Program	03T	LMC	\$900.20
2016	66	5888	6030607	3.127-16 - VRS Bus Ticket Home Program	03T	LMC	\$2,058.56
2016	66	5888	6040372	3.127-16 - VRS Bus Ticket Home Program	03T	LMC	\$652.04
2016	66	5888	6044520	3.127-16 - VRS Bus Ticket Home Program	03T	LMC	\$6,389.20
2016	72	5893	6008141	4.197-16 - Las Mananitas I and II Migrant Farmworker Housing	03T	LMC	\$6,000.00
2016	72	5893	6037824	4.197-16 - Las Mananitas I and II Migrant Farmworker Housing	03T	LMC	\$10,000.00
2016	89	5908	6013001	5.83-16 - Veterans Initiative and CHAMPS Program	03T	LMC	\$675.00
2016	89	5908	6021753	5.83-16 - Veterans Initiative and CHAMPS Program	03T	LMC	\$896.72
2016	91	5901	6023107	4.205-16 - Roys Desert Resource Center	03T	LMC	\$10,000.00
					03T	Matrix Code	\$57,571.72
2016	19	5854	6018695	0.153-16 - Operation School Bell	05	LMC	\$37,311.00
2016	21	5856	5999784	0.155-16 - H.O.P.E. Program	05	LMC	\$19,517.34
2016	21	5856	6018695	0.155-16 - H.O.P.E. Program	05	LMC	\$19,346.93
2016	21	5856	6021750	0.155-16 - H.O.P.E. Program	05	LMC	\$16,475.50
2016	21	5856	6024054	0.155-16 - H.O.P.E. Program	05	LMC	\$1,371.23
2016	21	5856	6030607	0.155-16 - H.O.P.E. Program	05	LMC	\$10,000.00
2016	21	5856	6040382	0.155-16 - H.O.P.E. Program	05	LMC	\$5,000.00
2016	28	5863	6018698	0.162-16 - Community Food Pantry of Murrieta	05	LMC	\$35,000.00
2016	28	5863	6030607	0.162-16 - Community Food Pantry of Murrieta	05	LMC	\$35,000.00

2016	30	5865	6018698	0.164-16 - Digital Learning for Disadvantaged Youth	05	LMC	\$10,000.00
2016	35	5870	6008135	1.80-16 - Mead Valley Community Center	05	LMA	\$34,000.00
2016	36	5871	6008135	1.81-16 - Good Hope Community Center	05	LMA	\$24,500.00
2016	47	5875	5970403	2.70-16 - Highgrove Community Services Program	05	LMA	\$3,904.24
2016	47	5875	5983341	2.70-16 - Highgrove Community Services Program	05	LMA	\$6,743.31
2016	47	5875	5990156	2.70-16 - Highgrove Community Services Program	05	LMA	\$2,155.04
2016	47	5875	5992428	2.70-16 - Highgrove Community Services Program	05	LMA	\$5,031.32
2016	47	5875	6005716	2.70-16 - Highgrove Community Services Program	05	LMA	\$6,974.94
2016	47	5875	6008139	2.70-16 - Highgrove Community Services Program	05	LMA	\$7,220.91
2016	47	5875	6018698	2.70-16 - Highgrove Community Services Program	05	LMA	\$6,119.54
2016	47	5875	6028188	2.70-16 - Highgrove Community Services Program	05	LMA	\$5,215.83
2016	47	5875	6031271	2.70-16 - Highgrove Community Services Program	05	LMA	\$6,782.68
2016	47	5875	6040372	2.70-16 - Highgrove Community Services Program	05	LMA	\$5,558.18
2016	47	5875	6049077	2.70-16 - Highgrove Community Services Program	05	LMA	\$6,369.39
2016	47	5875	6054176	2.70-16 - Highgrove Community Services Program	05	LMA	\$10,020.42
2016	47	5875	6054178	2.70-16 - Highgrove Community Services Program	05	LMA	\$11,176.20
2016	58	5880	5995547	3.119-16 - Idyllwild HELP Center	05	LMC	\$10,000.00
2016	58	5880	6049077	3.119-16 - Idyllwild HELP Center	05	LMC	\$30,000.00
2016	59	5881	6018698	3.120-16 - Operation School Bell	05	LMC	\$10,000.00
2016	62	5884	6018705	3.123-16 - Camp Elk Scholarship Program	05	LMC	\$5,000.00
2016	69	5890	6008141	4.194-16 - Mecca Comfort Station	05	LMC	\$30,000.00
2016	69	5890	6028189	4.194-16 - Mecca Comfort Station	05	LMC	\$20,000.00
2016	73	5894	6008141	4.198-16 - Paseo de los Heroes II After School Program	05	LMC	\$5,000.00
2016	73	5894	6037824	4.198-16 - Paseo de los Heroes II After School Program	05	LMC	\$3,780.00
2016	74	5895	5992416	4.199-16 - Indio Hills After-School Program	05	LMC	\$5,298.41
2016	74	5895	6024125	4.199-16 - Indio Hills After-School Program	05	LMC	\$2,109.55
2016	74	5895	6049077	4.199-16 - Indio Hills After-School Program	05	LMC	\$2,553.60
2016	75	5896	5981928	4.200-16 - North Shore After School Program	05	LMC	\$3,039.65
2016	75	5896	5992428	4.200-16 - North Shore After School Program	05	LMC	\$2,137.77
2016	75	5896	5999784	4.200-16 - North Shore After School Program	05	LMC	\$1,373.81
2016	75	5896	6008141	4.200-16 - North Shore After School Program	05	LMC	\$2,000.83
2016	75	5896	6049077	4.200-16 - North Shore After School Program	05	LMC	\$1,447.94
2016	76	5897	5981928	4.201-16 - Community Recreation Services and Community Engagement	05	LMA	\$2,010.82
2016	76	5897	5992428	4.201-16 - Community Recreation Services and Community Engagement	05	LMA	\$1,361.50
2016	76	5897	5999784	4.201-16 - Community Recreation Services and Community Engagement	05	LMA	\$1,270.62
2016	76	5897	6008138	4.201-16 - Community Recreation Services and Community Engagement	05	LMA	\$1,794.37
2016	76	5897	6024125	4.201-16 - Community Recreation Services and Community Engagement	05	LMA	\$1,111.42
2016	76	5897	6042813	4.201-16 - Community Recreation Services and Community Engagement	05	LMA	\$2,772.46
2016	76	5897	6049082	4.201-16 - Community Recreation Services and Community Engagement	05	LMA	\$5,451.57
2016	76	5897	6054170	4.201-16 - Community Recreation Services and Community Engagement	05	LMA	\$617.34
2016	86	5924	5992416	4.LQ.27-16 - Boys and Girls Club- Coachella Valley	05	LMC	\$7,905.00
2016	86	5924	6008142	4.LQ.27-16 - Boys and Girls Club- Coachella Valley	05	LMC	\$9,180.00
2016	86	5924	6037787	4.LQ.27-16 - Boys and Girls Club- Coachella Valley	05	LMC	\$1,275.00
2016	88	5909	5970403	5.84-16 - Cabazon Community Services Program	05	LMA	\$7,169.64
2016	88	5909	5981928	5.84-16 - Cabazon Community Services Program	05	LMA	\$10,329.66
2016	88	5909	5992428	5.84-16 - Cabazon Community Services Program	05	LMA	\$10,271.09
2016	88	5909	6008135	5.84-16 - Cabazon Community Services Program	05	LMA	\$11,685.73
2016	88	5909	6021753	5.84-16 - Cabazon Community Services Program	05	LMA	\$255.97
2016	88	5909	6024054	5.84-16 - Cabazon Community Services Program	05	LMA	\$11,338.71
2016	88	5909	6028189	5.84-16 - Cabazon Community Services Program	05	LMA	\$19,035.97
2016	88	5909	6031271	5.84-16 - Cabazon Community Services Program	05	LMA	\$9,705.25

2016	88	5909	6040372	5.84-16 - Cabazon Community Services Program	05	LMA	\$11,120.20
2016	88	5909	6049082	5.84-16 - Cabazon Community Services Program	05	LMA	\$9,087.78
					05	Matrix Code	\$599,285.66
2016	31	5866	6001341	0.165-16 - Care-A-Van Transit	05A	LMC	\$13,000.00
2016	37	5872	5990156	1.82-16 - Wildomar Senior Center Transportation Program	05A	LMC	\$5,000.00
2016	37	5872	6030607	1.82-16 - Wildomar Senior Center Transportation Program	05A	LMC	\$30,000.00
2016	48	5876	6008139	2.71-16 - Eddie Dee Smith Senior Center	05A	LMC	\$47,575.00
2016	56	5932	6024054	2.NR.41-16 - Senior Recreation and Community Services	05A	LMC	\$8,203.20
2016	56	5932	6068167	2.NR.41-16 - Senior Recreation and Community Services	05A	LMC	\$3,468.62
2016	61	5883	5995547	3.122-16 - FSA San Jacinto Senior Service Program	05A	LMC	\$24,237.85
2016	61	5883	6035043	3.122-16 - FSA San Jacinto Senior Service Program	05A	LMC	\$5,762.15
					05A	Matrix Code	\$137,246.82
2016	50	5887	6028188	3.126-16 - Youth Scholarship Program	05D	LMC	\$1,970.00
2016	50	5887	6054170	3.126-16 - Youth Scholarship Program	05D	LMC	\$3,030.00
2016	90	5906	5976278	5.81-16 - Teen Leader Program	05D	LMC	\$5,000.00
					05D	Matrix Code	\$10,000.00
2016	20	5855	6028190	0.154-16 - Domestic Violence Services	05G	LMC	\$17,723.00
					05G	Matrix Code	\$17,723.00
2016	77	5898	6054170	4.202-16 - Warriors to Work Program	05H	LMC	\$1,650.87
2016	77	5898	6054182	4.202-16 - Warriors to Work Program	05H	LMC	\$238.00
					05H	Matrix Code	\$1,888.87
2016	23	5858	5976278	0.157-16 - Boys and Girls Club-Camp Kids Program	05L	LMC	\$18,607.66
2016	23	5858	6018695	0.157-16 - Boys and Girls Club-Camp Kids Program	05L	LMC	\$2,660.34
2016	40	5927	6023107	1.LE.53-16 - Boys and Girls Clubs of Southwest County	05L	LMC	\$6,978.98
2016	40	5927	6037787	1.LE.53-16 - Boys and Girls Clubs of Southwest County	05L	LMC	\$3,021.02
					05L	Matrix Code	\$31,268.00
2016	32	5867	6018698	0.166-16 - Womens Health Assistance Program	05M	LMC	\$15,000.00
2016	46	5928	6023107	1.LE.54-16 - Vista Community Clinic	05M	LMC	\$3,863.29
2016	46	5928	6037787	1.LE.54-16 - Vista Community Clinic	05M	LMC	\$4,611.12
2016	46	5928	6040372	1.LE.54-16 - Vista Community Clinic	05M	LMC	\$3,363.40
					05M	Matrix Code	\$26,837.81
2016	24	5859	6054170	0.158-16 - Project Independence	05N	LMC	\$7,562.00
2016	25	5860	5970403	0.159-16 - Court Appointed Special Advocates (CASA) Program	05N	LMC	\$4,926.96
2016	25	5860	5976278	0.159-16 - Court Appointed Special Advocates (CASA) Program	05N	LMC	\$2,000.00
2016	25	5860	5990156	0.159-16 - Court Appointed Special Advocates (CASA) Program	05N	LMC	\$3,937.16
2016	25	5860	5995547	0.159-16 - Court Appointed Special Advocates (CASA) Program	05N	LMC	\$5,882.90
2016	25	5860	6005716	0.159-16 - Court Appointed Special Advocates (CASA) Program	05N	LMC	\$6,794.69
2016	25	5860	6023107	0.159-16 - Court Appointed Special Advocates (CASA) Program	05N	LMC	\$7,958.29
2016	25	5860	6024054	0.159-16 - Court Appointed Special Advocates (CASA) Program	05N	LMC	\$58,157.75
2016	25	5860	6032275	0.159-16 - Court Appointed Special Advocates (CASA) Program	05N	LMC	\$16,296.00
2016	25	5860	6032277	0.159-16 - Court Appointed Special Advocates (CASA) Program	05N	LMC	\$147.94
2016	25	5860	6049077	0.159-16 - Court Appointed Special Advocates (CASA) Program	05N	LMC	\$15,898.31
2016	33	5868	6005716	0.167-16 - Kin Care	05N	LMC	\$5,323.80
2016	33	5868	6028190	0.167-16 - Kin Care	05N	LMC	\$2,499.48
2016	33	5868	6035043	0.167-16 - Kin Care	05N	LMC	\$2,176.72
					05N	Matrix Code	\$139,562.00
2016	15	5848	5983023	9.144-16 - Community Enhancement Program	05V	LMA	\$557.07
2016	15	5848	5983341	9.144-16 - Community Enhancement Program	05V	LMA	\$2,360.18
2016	15	5848	5990156	9.144-16 - Community Enhancement Program	05V	LMA	\$674.82
2016	15	5848	5992403	9.144-16 - Community Enhancement Program	05V	LMA	\$215.99
2016	15	5848	5992428	9.144-16 - Community Enhancement Program	05V	LMA	\$18.53

2016	15	5848	5995355	9.144-16 - Community Enhancement Program	05V	LMA	\$641.21
2016	15	5848	5999784	9.144-16 - Community Enhancement Program	05V	LMA	\$1,260.02
2016	15	5848	6005718	9.144-16 - Community Enhancement Program	05V	LMA	\$106.80
2016	15	5848	6008035	9.144-16 - Community Enhancement Program	05V	LMA	\$617.78
2016	15	5848	6013001	9.144-16 - Community Enhancement Program	05V	LMA	\$162.22
2016	15	5848	6018695	9.144-16 - Community Enhancement Program	05V	LMA	\$905.13
2016	15	5848	6023112	9.144-16 - Community Enhancement Program	05V	LMA	\$817.21
2016	15	5848	6023979	9.144-16 - Community Enhancement Program	05V	LMA	\$240.43
2016	15	5848	6025014	9.144-16 - Community Enhancement Program	05V	LMA	\$841.89
2016	15	5848	6032189	9.144-16 - Community Enhancement Program	05V	LMA	\$1,118.45
2016	15	5848	6032277	9.144-16 - Community Enhancement Program	05V	LMA	\$10,364.31
2016	15	5848	6033309	9.144-16 - Community Enhancement Program	05V	LMA	\$1,966.71
2016	15	5848	6035043	9.144-16 - Community Enhancement Program	05V	LMA	\$778.56
2016	15	5848	6037777	9.144-16 - Community Enhancement Program	05V	LMA	\$716.05
2016	15	5848	6040382	9.144-16 - Community Enhancement Program	05V	LMA	\$875.21
2016	15	5848	6041265	9.144-16 - Community Enhancement Program	05V	LMA	\$520.31
2016	15	5848	6042813	9.144-16 - Community Enhancement Program	05V	LMA	\$1,440.00
2016	15	5848	6050515	9.144-16 - Community Enhancement Program	05V	LMA	\$2,346.04
2016	15	5848	6054170	9.144-16 - Community Enhancement Program	05V	LMA	\$201.85
2016	15	5848	6054178	9.144-16 - Community Enhancement Program	05V	LMA	\$1,523.73
					05V	Matrix Code	\$31,270.50
2016	22	5857	6018695	0.156-16 - Blythe Harmony Kitchen	05W	LMC	\$7,849.84
2016	22	5857	6032277	0.156-16 - Blythe Harmony Kitchen	05W	LMC	\$2,584.31
2016	22	5857	6037824	0.156-16 - Blythe Harmony Kitchen	05W	LMC	\$5,235.42
2016	60	5882	6018705	3.121-16 - Emergency Community Food Pantry	05W	LMC	\$4,193.50
2016	60	5882	6031271	3.121-16 - Emergency Community Food Pantry	05W	LMC	\$2,513.02
2016	60	5882	6044520	3.121-16 - Emergency Community Food Pantry	05W	LMC	\$2,130.39
2016	60	5882	6054170	3.121-16 - Emergency Community Food Pantry	05W	LMC	\$1,163.09
2016	68	5889	6005718	4.193-16 - St. Elizabeth Food Pantry	05W	LMC	\$2,075.36
2016	68	5889	6014090	4.193-16 - St. Elizabeth Food Pantry	05W	LMC	\$2,389.70
2016	68	5889	6032277	4.193-16 - St. Elizabeth Food Pantry	05W	LMC	\$1,534.94
2016	70	5891	5992428	4.195-16 - Food Assistance Program	05W	LMC	\$6,807.22
2016	70	5891	6035043	4.195-16 - Food Assistance Program	05W	LMC	\$9,192.78
2016	87	5907	6005718	5.82-16 - Menifee Valley Community Cupboard	05W	LMC	\$10,000.00
					05W	Matrix Code	\$57,669.57
Total							\$1,110,323.95
LINE 37 DETAIL: ACTIVITIES INCLUDED IN THE COMPUTATION OF LINE 37							
Plan Year	IDIS Project	IDIS Activity	Voucher Number	Activity Name	Matrix Code	National Objective	Drawn Amount
2014	44	5594	5947063	1.LE.42-14 - CDBG Administrative Costs-EDA	21A		\$14.21
2014	44	5594	5951206	1.LE.42-14 - CDBG Administrative Costs-EDA	21A		\$899.66
2014	44	5594	5955130	1.LE.42-14 - CDBG Administrative Costs-EDA	21A		\$1,439.41
2014	44	5594	5956472	1.LE.42-14 - CDBG Administrative Costs-EDA	21A		\$1,569.16
2014	44	5594	5959966	1.LE.42-14 - CDBG Administrative Costs-EDA	21A		\$8.11
2014	44	5594	5961686	1.LE.42-14 - CDBG Administrative Costs-EDA	21A		\$1,542.37
2014	44	5594	5963765	1.LE.42-14 - CDBG Administrative Costs-EDA	21A		\$619.31
2014	44	5594	5971472	1.LE.42-14 - CDBG Administrative Costs-EDA	21A		\$675.39
2015	8	5675	5947062	9.128-15 - CDBG Program Administration	21A		\$3,031.14
2015	8	5675	5951197	9.128-15 - CDBG Program Administration	21A		\$13,216.31
2015	8	5675	5952938	9.128-15 - CDBG Program Administration	21A		\$1,684.03

2015	8	5675	5953881	9.128-15 - CDBG Program Administration	21A	\$9,297.00
2015	8	5675	5955123	9.128-15 - CDBG Program Administration	21A	\$30,565.33
2015	8	5675	5956475	9.128-15 - CDBG Program Administration	21A	\$30,755.23
2015	8	5675	5959980	9.128-15 - CDBG Program Administration	21A	\$5,550.01
2015	8	5675	5961683	9.128-15 - CDBG Program Administration	21A	\$22,886.53
2015	8	5675	5963766	9.128-15 - CDBG Program Administration	21A	\$21,471.98
2015	8	5675	5970322	9.128-15 - CDBG Program Administration	21A	\$27,573.09
2015	8	5675	5971459	9.128-15 - CDBG Program Administration	21A	\$7,651.95
2015	8	5675	5977257	9.128-15 - CDBG Program Administration	21A	\$1,655.69
2015	8	5675	5980269	9.128-15 - CDBG Program Administration	21A	\$1.99
2015	8	5675	5992392	9.128-15 - CDBG Program Administration	21A	\$162.00
2015	8	5675	5995546	9.128-15 - CDBG Program Administration	21A	\$386.11
2015	62	5759	5961683	1.LE.49-15 - CDBG Administrative Cost - EDA	21A	\$684.80
2015	62	5759	5971473	1.LE.49-15 - CDBG Administrative Cost - EDA	21A	\$3,601.21
2015	62	5759	5977257	1.LE.49-15 - CDBG Administrative Cost - EDA	21A	\$1,084.61
2015	62	5759	5980269	1.LE.49-15 - CDBG Administrative Cost - EDA	21A	\$2,370.35
2015	62	5759	5986446	1.LE.49-15 - CDBG Administrative Cost - EDA	21A	\$6.31
2015	62	5759	5988596	1.LE.49-15 - CDBG Administrative Cost - EDA	21A	\$4,837.86
2015	62	5759	5992392	1.LE.49-15 - CDBG Administrative Cost - EDA	21A	\$676.35
2015	62	5759	5995359	1.LE.49-15 - CDBG Administrative Cost - EDA	21A	\$3,177.09
2015	62	5759	5999758	1.LE.49-15 - CDBG Administrative Cost - EDA	21A	\$1,203.23
2015	62	5759	6001375	1.LE.49-15 - CDBG Administrative Cost - EDA	21A	\$6.22
2015	62	5759	6005708	1.LE.49-15 - CDBG Administrative Cost - EDA	21A	\$412.73
2015	62	5759	6008134	1.LE.49-15 - CDBG Administrative Cost - EDA	21A	\$2,161.22
2015	62	5759	6012987	1.LE.49-15 - CDBG Administrative Cost - EDA	21A	\$817.29
2015	62	5759	6018688	1.LE.49-15 - CDBG Administrative Cost - EDA	21A	\$8.56
2015	62	5759	6021757	1.LE.49-15 - CDBG Administrative Cost - EDA	21A	\$395.95
2015	62	5759	6023102	1.LE.49-15 - CDBG Administrative Cost - EDA	21A	\$15.83
2015	62	5759	6025009	1.LE.49-15 - CDBG Administrative Cost - EDA	21A	\$976.36
2015	62	5759	6032053	1.LE.49-15 - CDBG Administrative Cost - EDA	21A	\$2,347.84
2015	62	5759	6033307	1.LE.49-15 - CDBG Administrative Cost - EDA	21A	\$1,357.09
2015	62	5759	6035041	1.LE.49-15 - CDBG Administrative Cost - EDA	21A	\$40.14
2015	62	5759	6041220	1.LE.49-15 - CDBG Administrative Cost - EDA	21A	\$1,887.28
2015	62	5759	6042817	1.LE.49-15 - CDBG Administrative Cost - EDA	21A	\$129.77
2015	62	5759	6048167	1.LE.49-15 - CDBG Administrative Cost - EDA	21A	\$2,119.84
2015	62	5759	6051163	1.LE.49-15 - CDBG Administrative Cost - EDA	21A	\$2,462.75
2015	62	5759	6053881	1.LE.49-15 - CDBG Administrative Cost - EDA	21A	\$4,336.82
2015	62	5759	6054174	1.LE.49-15 - CDBG Administrative Cost - EDA	21A	\$17.97
2015	62	5759	6060162	1.LE.49-15 - CDBG Administrative Cost - EDA	21A	\$5,469.46
2015	62	5759	6063374	1.LE.49-15 - CDBG Administrative Cost - EDA	21A	\$15.86
2015	62	5759	6066760	1.LE.49-15 - CDBG Administrative Cost - EDA	21A	\$4,752.10
2015	62	5759	6067973	1.LE.49-15 - CDBG Administrative Cost - EDA	21A	\$729.84
2015	103	5787	5952938	9.135-15 - CDBG Program Administration-20%PI	21A	\$648.09
2016	6	5845	5971456	9.141-16 - CDBG Program Administration	21A	\$14,935.44
2016	6	5845	5971470	9.141-16 - CDBG Program Administration	21A	\$49,522.08
2016	6	5845	5977264	9.141-16 - CDBG Program Administration	21A	\$100,381.17
2016	6	5845	5980261	9.141-16 - CDBG Program Administration	21A	\$37,921.36
2016	6	5845	5983320	9.141-16 - CDBG Program Administration	21A	\$4,469.95
2016	6	5845	5986445	9.141-16 - CDBG Program Administration	21A	\$19,874.01
2016	6	5845	5988596	9.141-16 - CDBG Program Administration	21A	\$33,193.99
2016	6	5845	5992390	9.141-16 - CDBG Program Administration	21A	\$32,025.00

2016	6	5845	5995316	9.141-16 - CDBG Program Administration	21A	\$34,899.92
2016	6	5845	5996143	9.141-16 - CDBG Program Administration	21A	\$4,993.95
2016	6	5845	5999762	9.141-16 - CDBG Program Administration	21A	\$28,923.85
2016	6	5845	6001348	9.141-16 - CDBG Program Administration	21A	\$13,328.23
2016	6	5845	6005706	9.141-16 - CDBG Program Administration	21A	\$16,013.42
2016	6	5845	6008144	9.141-16 - CDBG Program Administration	21A	\$45,071.71
2016	6	5845	6010437	9.141-16 - CDBG Program Administration	21A	\$35,408.86
2016	6	5845	6012987	9.141-16 - CDBG Program Administration	21A	\$19,424.17
2016	6	5845	6017264	9.141-16 - CDBG Program Administration	21A	\$22,379.76

2016	6	5845	6018691	9.141-16 - CDBG Program Administration	21A	\$458.90	
2016	6	5845	6021710	9.141-16 - CDBG Program Administration	21A	\$40,506.60	
2016	6	5845	6023105	9.141-16 - CDBG Program Administration	21A	\$510.18	
2016	6	5845	6023975	9.141-16 - CDBG Program Administration	21A	\$23,516.90	
2016	6	5845	6024063	9.141-16 - CDBG Program Administration	21A	\$1,235.08	
2016	6	5845	6025011	9.141-16 - CDBG Program Administration	21A	\$16,460.80	
2016	6	5845	6028191	9.141-16 - CDBG Program Administration	21A	\$4,024.06	
2016	6	5845	6030605	9.141-16 - CDBG Program Administration	21A	\$9,216.43	
2016	6	5845	6032063	9.141-16 - CDBG Program Administration	21A	\$48,705.23	
2016	6	5845	6032279	9.141-16 - CDBG Program Administration	21A	\$21,522.14	
2016	6	5845	6033310	9.141-16 - CDBG Program Administration	21A	\$22,248.99	
2016	6	5845	6035041	9.141-16 - CDBG Program Administration	21A	\$14,900.77	
2016	6	5845	6037777	9.141-16 - CDBG Program Administration	21A	\$9,211.58	
2016	6	5845	6040365	9.141-16 - CDBG Program Administration	21A	\$16,756.70	
2016	6	5845	6041249	9.141-16 - CDBG Program Administration	21A	\$21,910.90	
2016	6	5845	6042815	9.141-16 - CDBG Program Administration	21A	\$18,439.97	
2016	6	5845	6044523	9.141-16 - CDBG Program Administration	21A	\$14,945.83	
2016	6	5845	6048165	9.141-16 - CDBG Program Administration	21A	\$35,213.47	
2016	6	5845	6049083	9.141-16 - CDBG Program Administration	21A	\$4,941.49	
2016	6	5845	6050512	9.141-16 - CDBG Program Administration	21A	\$10,306.46	
2016	6	5845	6051160	9.141-16 - CDBG Program Administration	21A	\$21,052.38	
2016	6	5845	6053887	9.141-16 - CDBG Program Administration	21A	\$19,542.21	
2016	6	5845	6054176	9.141-16 - CDBG Program Administration	21A	\$42,979.58	
2016	6	5845	6054178	9.141-16 - CDBG Program Administration	21A	\$8,746.87	
2016	6	5845	6054179	9.141-16 - CDBG Program Administration	21A	\$37,003.21	
2016	6	5845	6054967	9.141-16 - CDBG Program Administration	21A	\$1,157.74	
2016	6	5845	6063374	9.141-16 - CDBG Program Administration	21A	\$532.30	
2016	6	5845	6066759	9.141-16 - CDBG Program Administration	21A	\$23,392.16	
2016	42	5929	6023975	1.LE.55-16 - CDBG Administrative Cost - EDA	21A	\$882.71	
2016	103	5944	5995533	9.150-16 - CDBG Program Administration-20% PI	21A	\$1,102.68	
2016	103	5944	6001379	9.150-16 - CDBG Program Administration-20% PI	21A	\$2,473.05	
2016	103	5944	6021769	9.150-16 - CDBG Program Administration-20% PI	21A	\$2,626.75	
2016	103	5944	6032592	9.150-16 - CDBG Program Administration-20% PI	21A	\$2,436.23	
2016	103	5944	6042825	9.150-16 - CDBG Program Administration-20% PI	21A	\$4,056.55	
2016	103	5944	6068175	9.150-16 - CDBG Program Administration-20% PI	21A	\$33.50	
2016	103	5944	6068752	9.150-16 - CDBG Program Administration-20% PI	21A	\$1,002.74	
					21A	Matrix Code	\$1,248,226.84
2016	7	5846	5968054	9.142-16 - Fair Housing Program Administration	21D	\$19,789.95	
2016	7	5846	5976278	9.142-16 - Fair Housing Program Administration	21D	\$9,228.19	
2016	7	5846	5983341	9.142-16 - Fair Housing Program Administration	21D	\$8,836.73	
2016	7	5846	5992403	9.142-16 - Fair Housing Program Administration	21D	\$10,557.10	
2016	7	5846	6001341	9.142-16 - Fair Housing Program Administration	21D	\$8,888.71	
2016	7	5846	6013001	9.142-16 - Fair Housing Program Administration	21D	\$9,147.52	
2016	7	5846	6013009	9.142-16 - Fair Housing Program Administration	21D	\$1,230.59	
2016	7	5846	6021750	9.142-16 - Fair Housing Program Administration	21D	\$8,432.31	
2016	7	5846	6031271	9.142-16 - Fair Housing Program Administration	21D	\$10,002.12	
2016	7	5846	6044520	9.142-16 - Fair Housing Program Administration	21D	\$11,356.44	
2016	7	5846	6050515	9.142-16 - Fair Housing Program Administration	21D	\$13,952.60	
2016	7	5846	6054178	9.142-16 - Fair Housing Program Administration	21D	\$177.79	
					21D	Matrix Code	\$111,600.05
Total							\$1,359,826.89

HOME Match Report

U.S. Department of Housing and Urban Development
Office of Community Planning and Development

OMB Approval No. 2506-0171
(exp. 12/31/2012)

Part I Participant Identification

Match Contributions for Federal Fiscal Year (yyyy)	Amount
2000	100
2001	100
2002	100
2003	100
2004	100
2005	100
2006	100
2007	100
2008	100
2009	100
2010	100
2011	100
2012	100
2013	100
2014	100
2015	100
2016	100
2017	100
2018	100
2019	100
2020	100
2021	100
2022	100
2023	100
2024	100
2025	100
2026	100
2027	100
2028	100
2029	100
2030	100
2031	100
2032	100
2033	100
2034	100
2035	100
2036	100
2037	100
2038	100
2039	100
2040	100
2041	100
2042	100
2043	100
2044	100
2045	100
2046	100
2047	100
2048	100
2049	100
2050	100
2051	100
2052	100
2053	100
2054	100
2055	100
2056	100
2057	100
2058	100
2059	100
2060	100
2061	100
2062	100
2063	100
2064	100
2065	100
2066	100
2067	100
2068	100
2069	100
2070	100
2071	100
2072	100
2073	100
2074	100
2075	100
2076	100
2077	100
2078	100
2079	100
2080	100
2081	100
2082	100
2083	100
2084	100
2085	100
2086	100
2087	100
2088	100
2089	100
2090	100
2091	100
2092	100
2093	100
2094	100
2095	100
2096	100
2097	100
2098	100
2099	100

1. Participant No. (assigned by HUD)	2. Name of the Participating Jurisdiction		3. Name of Contact (person completing this report)
5. Street Address of the Participating Jurisdiction			4. Contact's Phone Number (include area code)
6. City	7. State	8. Zip Code	

Part II Fiscal Year Summary

1. Excess match from prior Federal fiscal year	\$	
2. Match contributed during current Federal fiscal year (see Part III.9.)	\$	
3. Total match available for current Federal fiscal year (line 1 + line 2)		\$
4. Match liability for current Federal fiscal year		\$
5. Excess match carried over to next Federal fiscal year (line 3 minus line 4)		\$

Part III Match Contribution for the Federal Fiscal Year

[illegible]

Public reporting burden for this collection of information is estimated to average 45 minutes per response, including the time for reviewing instructions, searching existing data sources, gathering and maintaining the data needed, and completing and reviewing the collection of information. This agency may not conduct or sponsor, and a person is not required to respond to, a collection of information unless that collection displays a valid OMB control number.

The HOME statute imposes a significant number of data collection and reporting requirements. This includes information on assisted properties, on the owners or tenants of the properties, and on other programmatic areas. The information will be used: 1) to assist HOME participants in managing their programs; 2) to track performance of participants in meeting fund commitment and expenditure deadlines; 3) to permit HUD to determine whether each participant meets the HOME statutory income targeting and affordability requirements; and 4) to permit HUD to determine compliance with other statutory and regulatory program requirements. This data collection is authorized under Title II of the Cranston-Gonzalez National Affordable Housing Act or related authorities. Access to Federal grant funds is contingent on the reporting of certain project-specific data elements. Records of information collected will be maintained by the recipients of the assistance. Information on activities and expenditures of grant funds is public information and is generally available for disclosure. Recipients are responsible for ensuring confidentiality when public disclosure is not required.

Instructions for the HOME Match Report

Applicability:

The HOME Match Report is part of the HOME APR and must be filled out by every participating jurisdiction that incurred a match liability. Match liability occurs when FY 1993 funds (or subsequent year funds) are drawn down from the U.S. Treasury for HOME projects. A Participating Jurisdiction (PJ) may start counting match contributions as of the beginning of Federal Fiscal Year 1993 (October 1, 1992). A jurisdiction not required to submit this report, either because it did not incur any match or because it had a full match reduction, may submit a HOME Match Report if it wishes. The match would count as excess match that is carried over to subsequent years. The match reported on this form must have been contributed during the reporting period (between October 1 and September 30).

Timing:

This form is to be submitted as part of the HOME APR on or before December 31. The original is sent to the HUD Field Office. One copy is sent to the

Office of Affordable Housing Programs, CGHF
Room 7176, HUD, 451 7th Street, S.W.
Washington, D.C. 20410.

The participating jurisdiction also keeps a copy.

Instructions for Part II:

1. **Excess match from prior Federal fiscal year:** Excess match carried over from prior Federal fiscal year.
2. **Match contributed during current Federal fiscal year:** The total amount of match contributions for all projects listed under Part III in column 9 for the Federal fiscal year.

3. **Total match available for current Federal fiscal year:** The sum of excess match carried over from the prior Federal fiscal year (Part II, line 1) and the total match contribution for the current Federal fiscal year (Part II, line 2). This sum is the total match available for the Federal fiscal year.

4. **Match liability for current Federal fiscal year:** The amount of match liability is available from HUD and is provided periodically to PJs. The match must be provided in the current year. The amount of match that must be provided is based on the amount of HOME funds drawn from the U.S. Treasury for HOME projects. The amount of match required equals 25% of the amount drawn down for HOME projects during the Federal fiscal year. Excess match may be carried over and used to meet match liability for subsequent years (see Part II line 5). Funds drawn down for administrative costs, CHDO operating expenses, and CHDO capacity building do not have to be matched. Funds drawn down for CHDO seed money and/or technical assistance loans do not have to be matched if the project does not go forward. A jurisdiction is allowed to get a partial reduction (50%) of match if it meets one of two statutory distress criteria, indicating "fiscal distress," or else a full reduction (100%) of match if it meets both criteria, indicating "severe fiscal distress." The two criteria are poverty rate (must be equal to or greater than 125% of the average national family poverty rate to qualify for a reduction) and per capita income (must be less than 75% of the national average per capita income to qualify for a reduction). In addition, a jurisdiction can get a full reduction if it is declared a disaster area under the Robert T. Stafford Disaster Relief and Emergency Act.

5. **Excess match carried over to next Federal fiscal year:** The total match available for the current Federal fiscal year (Part II, line 3) minus the match liability for the current Federal fiscal year (Part II, line 4). Excess match may be carried over and applied to future HOME project match liability.

Instructions for Part III:

1. **Project No. or Other ID:** "Project number" is assigned by the C/MI System when the PJ makes a project setup call. These projects involve at least some Treasury funds. If the HOME project does not involve Treasury funds, it must be identified with "other ID" as follows: the fiscal year (last two digits only), followed by a number (starting from "01" for the first non-Treasury-funded project of the fiscal year), and then at least one of the following abbreviations: "SF" for project using shortfall funds, "PI" for projects using program income, and "NON" for non-HOME-assisted affordable housing. Example: 93.01.SF, 93.02.PI, 93.03.NON, etc.

Shortfall funds are non-HOME funds used to make up the difference between the participation threshold and the amount of HOME funds allocated to the PJ; the participation threshold requirement applies only in the PJ's first year of eligibility. [§92.102]

Program income (also called "repayment income") is any return on the investment of HOME funds. This income must be deposited in the jurisdiction's HOME account to be used for HOME projects. [§92.503(b)]

Non-HOME-assisted affordable housing is investment in housing not assisted by HOME funds that would qualify as “affordable housing” under the HOME Program definitions. “NON” funds must be contributed to a specific project; it is not sufficient to make a contribution to an entity engaged in developing affordable housing. [§92.219(b)]

2. **Date of Contribution:** Enter the date of contribution. Multiple entries may be made on a single line as long as the contributions were made during the current fiscal year. In such cases, if the contributions were made at different dates during the year, enter the date of the last contribution.
3. **Cash:** Cash contributions from non-Federal resources. This means the funds are contributed permanently to the HOME Program regardless of the form of investment the jurisdiction provides to a project. Therefore all repayment, interest, or other return on investment of the contribution must be deposited in the PJ’s HOME account to be used for HOME projects. The PJ, non-Federal public entities (State/local governments), private entities, and individuals can make contributions. The grant equivalent of a below-market interest rate loan to the project is eligible when the loan is not repayable to the PJ’s HOME account. [§92.220(a)(1)] In addition, a cash contribution can count as match if it is used for eligible costs defined under §92.206 (except administrative costs and CHDO operating expenses) or under §92.209, or for the following non-eligible costs: the value of non-Federal funds used to remove and relocate ECHO units to accommodate eligible tenants, a project reserve account for replacements, a project reserve account for unanticipated increases in operating costs, operating subsidies, or costs relating to the portion of a mixed-income or mixed-use project not related to the affordable housing units. [§92.219(c)]
4. **Foregone Taxes, Fees, Charges:** Taxes, fees, and charges that are normally and customarily charged but have been waived, foregone, or deferred in a manner that achieves affordability of the HOME-assisted housing. This includes State tax credits for low-income housing development. The amount of real estate taxes may be based on the

post-improvement property value. For those taxes, fees, or charges given for future years, the value is the present discounted cash value. [§92.220(a)(2)]

5. **Appraised Land/Real Property:** The appraised value, before the HOME assistance is provided and minus any debt burden, lien, or other encumbrance, of land or other real property, not acquired with Federal resources. The appraisal must be made by an independent, certified appraiser. [§92.220(a)(3)]
6. **Required Infrastructure:** The cost of investment, not made with Federal resources, in on-site and off-site infrastructure directly required for HOME-assisted affordable housing. The infrastructure must have been completed no earlier than 12 months before HOME funds were committed. [§92.220(a)(4)]
7. **Site preparation, Construction materials, Donated labor:** The reasonable value of any site-preparation and construction materials, not acquired with Federal resources, and any donated or voluntary labor (see §92.354(b)) in connection with the site-preparation for, or construction or rehabilitation of, affordable housing. The value of site-preparation and construction materials is determined in accordance with the PJ’s cost estimate procedures. The value of donated or voluntary labor is determined by a single rate (“labor rate”) to be published annually in the Notice Of Funding Availability (NOFA) for the HOME Program. [§92.220(6)]
8. **Bond Financing:** Multifamily and single-family project bond financing must be validly issued by a State or local government (or an agency, instrumentality, or political subdivision thereof). 50% of a loan from bond proceeds made to a multifamily affordable housing project owner can count as match. 25% of a loan from bond proceeds made to a single-family affordable housing project owner can count as match. Loans from all bond proceeds, including excess bond match from prior years, may not exceed 25% of a PJ’s total annual match contribution. [§92.220(a)(5)] The amount in excess of the 25% cap for bonds may carry over, and the excess will count as part of the statutory limit of up to 25% per year. Requirements regarding

bond financing as an eligible source of match will be available upon publication of the implementing regulation early in FY 1994.

9. **Total Match:** Total of items 3 through 8. This is the total match contribution for each project identified in item 1.

Ineligible forms of match include:

1. Contributions made with or derived from Federal resources e.g. CDBG funds [§92.220(b)(1)]
2. Interest rate subsidy attributable to the Federal tax-exemption on financing or the value attributable to Federal tax credits [§92.220(b)(2)]
3. Contributions from builders, contractors or investors, including owner equity, involved with HOME-assisted projects. [§92.220(b)(3)]
4. Sweat equity [§92.220(b)(4)]
5. Contributions from applicants/recipients of HOME assistance [§92.220(b)(5)]
6. Fees/charges that are associated with the HOME Program only, rather than normally and customarily charged on all transactions or projects [§92.220(a)(2)]
7. Administrative costs

APPENDIX B

CDBG Activity Summary Report - PR03



U.S. Department of Housing and Urban Development
Office of Community Planning and Development
Integrated Disbursement and Information System
CDBG Activity Summary Report (GPR) for Program Year 2016
RIVERSIDE COUNTY

Date: 18-Aug-2017
Time: 12:10
Page: 1

PGM Year: 2000
Project: 0194 - 4.259 TORRES-MARTINEZ MOBILE HOME PARK
IDIS Activity: 1931 - 4.259 TORRES-MARTINEZ MOBILE HOME PARK

Status: Canceled 9/26/2016 12:00:00 AM **Objective:** Create suitable living environments

Location: NORTHWEST CORNER OF HAYES AND AVENUE 66
MECCA, CA 92274 **Outcome:** Sustainability

Matrix Code: Public Facilities and Improvement
(General) (03) **National Objective:** LMA

Initial Funding Date: 01/08/2001

Description:

CDBG FUNDS WILL BE USED FOR PLANNING, DESIGN ENGINEERING, & CONSTRUCTION OF A \$6100000, 300-UNIT MOBILE HOME PARK FOR FARMWORKERS & OTHER LOW-INCOME HOUSEHOLDS.

Financing

	Fund Type	Grant Year	Grant	Funded Amount	Drawn In Program Year	Drawn Thru Program Year
CDBG	EN	Pre-2015		\$191,763.20	\$0.00	\$0.00
		2003	B03UC060506		\$0.00	\$183,165.26
		2004	B04UC060506		\$0.00	\$8,597.94
Total	Total			\$191,763.20	\$0.00	\$191,763.20

Proposed Accomplishments

Public Facilities : 1

Total Population in Service Area: 454

Census Tract Percent Low / Mod: 78.90

Annual Accomplishments

Years	Accomplishment Narrative	# Benefitting
2000	11/21/00 NEW PROJECT PER B.O. 7.4. REPROGRAMMED \$750,000 FROM HOUSING REVOLVING FUND. 3/30/01 REPROGRAMMING DECREASE OF \$517,000 TO ED00002. ESTIMATED FUNDING OF \$750,000 INCLUDES \$517,000 OF PI. 5/21/01 REPROGRAMMED \$41236.80 FROM HL95002. EFA INCLUDES \$558,236.80 PI & \$191,763.20 LOC. THE SPONSOR HAS ISSUED REQUEST FOR QUALIFICATIONS TO CONDUCT NEPA ENVIRONMENTAL STUDIES FOR THE PROPOSED 330-UNIT MOBILE HOME PARK	
2001	7/1/01 ESTIMATED FUNDING \$750,000 (\$191,763.20 LOC, \$558,236.80 PI). PROJECT DESIGN AND ACQUISITION IS UNDERWAY. NO PERSONS SERVED. 6/30/02 ESTIMATED FUNDING \$750,000, ACTIVITY FUNDING \$192,049.40, EXPENDED \$286.20.	
2002	7/1/02 ESTIMATED FUNDING \$750,000, ACTIVITY FUNDING \$192,049.40, EXPENDED \$286.20. 6/30/03 PROJECT UNDERWAY. 40 ACRE SITE ACQUIRED, ENGINEERING & DESIGN ACTIVITIES UNDERWAY. ACTIVITY FUNDING \$392,049.40 (191,763.20 LOC & \$200,286.20 PI); EXPENDITURES \$200,286.20 PI. EST FUNDING \$750,000.	

	Owner	Renter	Total	Person
Extremely Low	0	0	0	0
Low Mod	0	0	0	0
Moderate	0	0	0	0
Non Low Moderate	0	0	0	0
Total	0	0	0	0
Percent Low/Mod				

Annual Accomplishments

Years	Accomplishment Narrative	# Benefitting
-------	--------------------------	---------------

2004	01/28/05 PROJECT SET-UP AS PI. ACCOMP UNITS REPORTED UNDER PROJECT	#4.259.
2005	PROJECT PHASE COMPLETE. UTILITIES INSTALLED. HOUSING PROJECT UNDER DEVELOPMENT. NO PUBLIC BENEFIT TO DATE.	

PGM Year:	2011
Project:	0095 - City of Murrieta- Murrieta Senior Center Expansion
IDIS Activity:	5197 - 3.MR.23-11 - Murrieta Senior Center Expansion Project

Status:	Open	Objective:	Create suitable living environments
Location:	41717 Juniper St Murrieta, CA 92562-6265	Outcome:	Sustainability
		Matrix Code:	Senior Centers (03A)
		National Objective:	LMC

Initial Funding Date: 10/20/2011

Description:

CDBG funds will be used for the costs associated with the design of the Senior Center Expansion Project.

Financing

	Fund Type	Grant Year	Grant	Funded Amount	Drawn In Program Year	Drawn Thru Program Year
CDBG	EN	Pre-2015		\$431,965.59	\$0.00	\$0.00
		2011	B11UC060506		\$0.00	\$27,249.26
		2012	B12UC060506		\$0.00	\$17,738.50
		2013	B13UC060506		\$0.00	\$6,974.79
		2014	B14UC060506		\$2,003.36	\$379,725.38
		2016	B16UC060506	\$6,000.00	\$0.00	\$0.00
	PI			\$23,712.11	\$23,712.11	\$23,712.11
Total	Total			\$461,677.70	\$25,715.47	\$455,400.04

Proposed Accomplishments

Public Facilities : 1

Actual Accomplishments

Number assisted:	Owner		Renter		Total		Person	
	Total	Hispanic	Total	Hispanic	Total	Hispanic	Total	Hispanic

White:	0	0	0	0	0	0	0	0
Black/African American:	0	0	0	0	0	0	0	0
Asian:	0	0	0	0	0	0	0	0
American Indian/Alaskan Native:	0	0	0	0	0	0	0	0
Native Hawaiian/Other Pacific Islander:	0	0	0	0	0	0	0	0
American Indian/Alaskan Native & White:	0	0	0	0	0	0	0	0
Asian White:	0	0	0	0	0	0	0	0
Black/African American & White:	0	0	0	0	0	0	0	0
American Indian/Alaskan Native & Black/African American:	0	0	0	0	0	0	0	0
Other multi-racial:	0	0	0	0	0	0	0	0
Asian/Pacific Islander:	0	0	0	0	0	0	0	0
Hispanic:	0	0	0	0	0	0	0	0
Total:	0	0	0	0	0	0	0	0

Female-headed Households: 0 0 0

Income Category:

	Owner	Renter	Total	Person
Extremely Low	0	0	0	0
Low Mod	0	0	0	0
Moderate	0	0	0	0
Non Low Moderate	0	0	0	0
Total	0	0	0	0
Percent Low/Mod				

Annual Accomplishments

Years	Accomplishment Narrative	# Benefitting
2011	Propose to serve 5,856 seniors in the Murrieta area. 2011 funding \$225,037. 2/15/11 reprog increase \$228,558.22 (\$72,431.39 from idis#4275 & \$156,126.83 from idis#4796), funding increased to \$453,595.22. 7/16/12 year end clean-up reporg \$82.48 from idis#5196, funding increased to \$453,677.70.The City of Murrieta will use CDBG funds to expand their existing senior center to include a fitness room. The city has currently selected a design firm to begin the design phase of the project. This project is 0% complete at this time.	
2012	The design phase for this project is currently complete. The City has had to delay this project due to funding issues. The City plans on going out to bid in September 2013, awarding a contract, and is projecting a project completion date early 2014.	
2013	Project Underway. The design portion of the project is complete. The City has had to push back the start date for construction due to funding. The City anticipates going out to bid before the end of 2014.	
2014	The City of Murrieta has bid out the project however due to several bid protest the City Council decided to re-bid the project. The new bid is set to open the end of July 2015. With construction to begin fall of 2015.	
2015	The City of Murrieta has completed the first phase of the senior center expansion which included an 3,600 square foot addition to include a new workout gym area and new roof. The City of Murrieta is currently completing bid documents and specifications for Phase II of the project which will include new paint, flooring and window treatments. Anticipated bid date will be July 2016 with project to start fall of 2016.	

2016 10/4/16 increase PI/decrease EN \$20,711.28, funding remains the same \$453,677.70. 10/14/16 reprog \$2,000 from idis#5853 for ACTIVITY DELIVERY COSTS, funding increased to \$455,677.70.12/19/16 reprog \$2,400,from idis#5852 for ADC, funding increased to \$458,077.70. 3/21/17 reprog \$3,600 from idis#5879 for ADC, funding increased to \$461,677.70.Project Underway. The City of Murrieta has completed phase I of the senior center expansion project, which included a 3,600 square foot addition that will enable the center to provide additional services to the senior population that resides in the Murrieta area for the purpose of creating a suitable living environment. The City used CDBG funds to design and construct the addition. The City will begin the Phase II of the Senior Center improvement project fall of 2017.

PGM Year:	2012
Project:	0082 - 2.EV.02-12 - Sidewalk Improvement Project
IDIS Activity:	5354 - 2.EV.02-12 - Sidewalk Improvement Project

Status:	Completed 6/30/2017 12:00:00 AM	Objective:	Create suitable living environments
Location:	6080 Hamner Ave Ste 103 Eastvale, CA 91752-3663	Outcome:	Availability/accessibility
		Matrix Code:	Sidewalks (03L)
		National Objective:	LMC

Initial Funding Date: 10/25/2012

Description:

The City of Eastvale will use CDBG funds to enhance pedestrian safety by installing new and upgrading existing pedestrian sidewalk ramps to meet ADA requirements throughout the city. The project will include the installation of 20 ADA compliant pedestrian ramps.

Financing

	Fund Type	Grant Year	Grant	Funded Amount	Drawn In Program Year	Drawn Thru Program Year
CDBG	EN	Pre-2015		\$164,210.53	\$0.00	\$0.00
		2012	B12UC060506		\$0.00	\$3,383.75
		2013	B13UC060506		\$0.00	\$19,439.74
		2014	B14UC060506		\$141,387.04	\$141,387.04
	PI			\$197.15	\$197.15	\$197.15
Total	Total			\$164,407.68	\$141,584.19	\$164,407.68

Proposed Accomplishments

People (General) : 633

Actual Accomplishments

Number assisted:	Owner		Renter		Total		Person	
	Total	Hispanic	Total	Hispanic	Total	Hispanic	Total	Hispanic
White:	0	0	0	0	0	0	493	306
Black/African American:	0	0	0	0	0	0	14	0
Asian:	0	0	0	0	0	0	39	0
American Indian/Alaskan Native:	0	0	0	0	0	0	0	0
Native Hawaiian/Other Pacific Islander:	0	0	0	0	0	0	0	0
American Indian/Alaskan Native & White:	0	0	0	0	0	0	0	0
Asian White:	0	0	0	0	0	0	0	0
Black/African American & White:	0	0	0	0	0	0	0	0
American Indian/Alaskan Native & Black/African American:	0	0	0	0	0	0	0	0

Other multi-racial:	0	0	0	0	0	0	87	0
Asian/Pacific Islander:	0	0	0	0	0	0	0	0
Hispanic:	0	0	0	0	0	0	0	0
Total:	0	0	0	0	0	0	633	306

Female-headed Households: 0 0 0

Income Category:

	Owner	Renter	Total	Person
Extremely Low	0	0	0	0
Low Mod	0	0	0	633
Moderate	0	0	0	0
Non Low Moderate	0	0	0	0
Total	0	0	0	633
Percent Low/Mod				100.0%

Annual Accomplishments

Years	Accomplishment Narrative	# Benefitting
2012	6/26/13, the project is currently in the design phase. The bid for construction services will be going out sometime in the summer of 2013 with completion of the project anticipated to be before the end of 2013.	
2013	Project is currently underway in the design phase. The City will be going out to bid and start construction by the end of 2014.	
2014	Project underway. The project was bid out improperly so CDBG funds cannot be used for the construction portion of the project. CDBG funds will be used for soft costs only, staff time and materials.	
2015	The project was bid out improperly so CDBG funds cannot be used for the construction portion of the project. CDBG funds will be used for soft costs only, staff time and materials.	
2016	9/27/26 reprog \$2,000 from idis#5853 for Activity Delivery Costs, funding increased to \$165,733. 10/5/16 increase PI/decrease EN \$197.15, funding remains the same \$165,733. 7/24/17 reporg remaining ADC \$766.43 to idis#5878, funding reduced to \$164,966.57. Year-end cleanup reprog \$558.89 to idis#5919, funding reduced to \$164,407.68. Project Complete 6/30/17. The City of Eastvale has completed their Repair and Addition of Sidewalk project the remaining funds will be reprogrammed to another current sidewalk project. The city originally bid out project improperly not using the federal language or regulations so only soft costs were submitted by the City for reimbursement, design, engineering and staff costs. The City completed the project using other City funding for the purpose of creating a suitable living environment for the residents of Eastvale. Project is 100% complete at this time.	

PGM Year: 2012
Project: 0093 - City of Murrieta
IDIS Activity: 5365 - 3.MR.28-12 - Murrieta Senior Center Expansion

Status: Open Objective: Create suitable living environments

Location: 41717 Juniper St Murrieta, CA 92562-6265 Outcome: Availability/accessibility

Matrix Code: Senior Centers (03A) National Objective: LMC

Initial Funding Date: 10/29/2012

Description:

The City will use CDBG funds for the design and construction of an expansion to their senior center facility. The 900 square foot expansion will include a new fitness center.

Financing

	Fund Type	Grant Year	Grant	Funded Amount	Drawn In Program Year	Drawn Thru Program Year
CDBG	EN	Pre-2015		\$404,963.32	\$0.00	\$0.00
		2014	B14UC060506		\$10,832.63	\$10,832.63
Total	Total			\$404,963.32	\$10,832.63	\$10,832.63

Proposed Accomplishments

Public Facilities : 1

Actual Accomplishments*Number assisted:*

	Owner		Renter		Total		Person	
	Total	Hispanic	Total	Hispanic	Total	Hispanic	Total	Hispanic
White:	0	0	0	0	0	0		0
Black/African American:	0	0	0	0	0	0	0	0
Asian:	0	0	0	0	0	0	0	0
American Indian/Alaskan Native:	0	0	0	0	0	0	0	0
Native Hawaiian/Other Pacific Islander:	0	0	0	0	0	0	0	0
American Indian/Alaskan Native & White:	0	0	0	0	0	0	0	0
Asian White:	0	0	0	0	0	0	0	0
Black/African American & White:	0	0	0	0	0	0	0	0
American Indian/Alaskan Native & Black/African American:	0	0	0	0	0	0	0	0
Other multi-racial:	0	0	0	0	0	0	0	0
Asian/Pacific Islander:	0	0	0	0	0	0	0	0
Hispanic:	0	0	0	0	0	0	0	0
Total:	0	0	0	0	0	0	0	0
Female-headed Households:	0		0		0			

Income Category:

	Owner	Renter	Total	Person
Extremely Low	0	0	0	0
Low Mod	0	0	0	0
Moderate	0	0	0	0
Non Low Moderate	0	0	0	0
Total	0	0	0	0
Percent Low/Mod				

Annual Accomplishments

Years	Accomplishment Narrative	# Benefitting
2012	6/26/13, project underway. The design portion of the project is complete. The City has had to push back the start date for construction due to funding but anticipates going out to bid by September 2013 and completing the project early 2014.	

2013	Project underway. The design portion of the project is complete. The City has had to push back the start date for construction due to funding. The City anticipates going out to bid before the end of 2014.
2014	4/13/15 remediation plan extended to: City is presently working their way through two bid protests with regard to the bid submittals and are hopeful that resolution to both will be this week and they can then move forward with the agenda report to award the contract at the May 7 Council meeting. Mobilization should begin within two weeks. If awarded on May 7, construction should be completed by September/October. 6/24/15 The City of Murrieta has bid out the project however due to several bid protests the City Council decided to re-bid the project. The new bid is set to open the end of July 2015. With construction to begin fall of 2015.
2015	The City of Murrieta will use available CDBG funds to complete a Phase II to the Senior Center expansion project. The City will make interior improvements which will include new floor, painting and window treatments. The City is currently completing the bid documents and specifications, they plan to go out to bid in July 2016 with the start of the project set for fall 2016.
2016	2/2/17 reprog \$89,256.32 from idis#5762, funding increased to \$399,963.32. 3/13/17 reprog \$5,000 ADC from idis#5817, funding increased to \$404,963.32. Project Underway. The City of Murrieta has completed phase I of the senior center expansion project, which included a 3,600 square foot addition that will enable the center to provide additional services to the senior population that resides in the Murrieta area for the purpose of creating a suitable living environment. The City used CDBG funds to design and construct the addition. The City has completed design and engineering of phase II of the senior center improvement project. Bid document and specifications were reviewed and approved with the city going out to bid and scheduled bid opening for 7/20. The City is on track to begin project fall of 2017 with a completion of the project to be end of year 2017. 0% of project is complete at this time. CDBG funds will be used for design costs associated with the phase II of the project and construction costs. The improvements are to include interior updates painting, flooring, window coverings and the completion of a new exterior roof.

PGM Year: 2013
Project: 0037 - Riverside County Economic Development Agency
IDIS Activity: 5464 - 2.57-13 - Eddie Dee Smith Senior Center Improvement Project

Status: Open **Objective:** Create suitable living environments
Location: 5888 Mission Blvd Riverside, CA 92509-4256 **Outcome:** Sustainability
Matrix Code: Senior Centers (03A) **National Objective:** LMC

Initial Funding Date: 09/25/2013

Description:

The County will use CDBG funds for the cost associated with facility renovations and upgrades to the Eddie Dee Smith Senior Center. Phase I improvements consisted of the rehabilitation of the facility's roof. Phase II improvements consisted of parking lot reconstruction, ADA and pedestrian safety upgrades, parking curbs, as well as a new security gate. Phase III will consist of interior improvements, including flooring, painting, door and window upgrades, cabinets, and restroom renovations.

Financing

	Fund Type	Grant Year	Grant	Funded Amount	Drawn In Program Year	Drawn Thru Program Year
CDBG	EN	Pre-2015		\$511,878.63	\$0.00	\$0.00
		2011	B11UC060506		\$0.00	\$6,019.06
		2012	B12UC060506		\$0.00	\$98,843.90
		2014	B14UC060506		\$960.03	\$82,163.46
		2015	B15UC060506	\$340,122.00	\$0.00	\$0.00

	PI			\$147.33	\$147.33	\$147.33
Total	Total			\$852,147.96	\$1,107.36	\$187,173.75

Proposed Accomplishments

Public Facilities : 1

Actual Accomplishments

Number assisted:

	Owner		Renter		Total		Person	
	Total	Hispanic	Total	Hispanic	Total	Hispanic	Total	Hispanic
White:	0	0	0	0	0	0		0
Black/African American:	0	0	0	0	0	0	0	0
Asian:	0	0	0	0	0	0	0	0
American Indian/Alaskan Native:	0	0	0	0	0	0	0	0
Native Hawaiian/Other Pacific Islander:	0	0	0	0	0	0	0	0
American Indian/Alaskan Native & White:	0	0	0	0	0	0	0	0
Asian White:	0	0	0	0	0	0	0	0
Black/African American & White:	0	0	0	0	0	0	0	0
American Indian/Alaskan Native & Black/African American:	0	0	0	0	0	0	0	0
Other multi-racial:	0	0	0	0	0	0	0	0
Asian/Pacific Islander:	0	0	0	0	0	0	0	0
Hispanic:	0	0	0	0	0	0	0	0
Total:	0	0	0	0	0	0	0	0

Female-headed Households: 0 0 0

Income Category:

	Owner	Renter	Total	Person
Extremely Low	0	0	0	0
Low Mod	0	0	0	0
Moderate	0	0	0	0
Non Low Moderate	0	0	0	0
Total	0	0	0	0
Percent Low/Mod				

Annual Accomplishments

Years	Accomplishment Narrative	# Benefitting
2013	10/7/13 reprog \$111,308 from idis#5316, funding increased to \$290,051. 3/20/14 reprog \$9,418.04 to idis#4737, funding reduced to \$280,632.96. Project underway, the Center used CDBG funds for the design and construction of facility upgrades to the center. The improvements included a new roof. Pending completion of second phase and final draw for construction costs.	
2014	For the first phase the Center used CDBG funds for the design and construction of facility upgrades to the center. The improvements included a new roof. The second phase is currently under way and will include a new parking lot. The County's Transportation Department will be handling the construction of the project.	

2015 3/29/16 reprog \$571,515 (\$231,393 originally from idis#5600(2014-2nd Dist. PF Fund) to idis#5706 (2015-2nd Dist. PF Fund) total combined 2014 and 2015 District PF of \$571,515 from idis#5706, funding increased to \$852,147.96. The Center used CDBG funds for the design and construction of facility upgrades to the center. The improvements included a new roof. Phase 2 of the improvements to the center are currently completed. The phase 2 improvements included a new parking lot, with County Transportation handling the construction of the project. The center will complete a Phase III of the improvement project which will include interior improvements including painting, carpet, tile.

2016 10/4/16 increase PI/decrease EN \$147.33, funding remains the same \$852,147.96. Project is 100% complete as of 7/29/17. The Eddie Dee Smith Senior Center used CDBG funds to pay for the design and construction of facility upgrades to the center. The improvements included a new roof. Phase 2 of the improvements to the center are currently complete. The phase 2 improvements included a new parking lot, with County Transportation handling the construction of the project. The parking improvements included new paving, new parking curbs/bumpers if needed and stripping of the parking lot spaces. The new parking pavement improved and made for a safer pedestrian walking area and parking lot for seniors that attend daily activities at the center for the purpose of creating a suitable living environment for seniors residing in the Jurupa Valley area. The City of Eastvale chose to become an entitlement City in 2018 and therefore at this time did not want to move forward with additional improvements to the center. Pending reprogramming of unused funding.

PGM Year:	2013
Project:	0045 - Mid-County Regional Service Center
IDIS Activity:	5472 - 3.99-13 - Mid-County Regional Service Center

Status:	Completed 6/30/2017 12:00:00 AM	Objective:	Create suitable living environments
Location:	749 N State St Hemet, CA 92543-1402	Outcome:	Sustainability
		Matrix Code:	Public Facilities and Improvement (General) (03)
		National Objective:	LMC

Initial Funding Date: 09/25/2013

Description:

CDBG funds will be used by the County to pay for costs associated with the design and construction of improvements to the service center facility's parking areas. The improvements will help to eliminate parking congestion, increase pedestrian safety, and improve access for clients visiting the center. Eligible expenses included site acquisition, design, permits and fees, project administration, and construction management. The Service Center provides convenient access to a variety of services to residents in the San Jacinto-Hemet areas including workforce development, veterans services, Office on Aging, and other services.

Financing

	Fund Type	Grant Year	Grant	Funded Amount	Drawn In Program Year	Drawn Thru Program Year
CDBG	EN	Pre-2015		\$864,962.74	\$0.00	\$0.00
		2011	B11UC060506		\$0.00	\$527.61
		2012	B12UC060506		\$0.00	\$294,988.01
		2013	B13UC060506		\$0.00	\$79,582.77
		2014	B14UC060506		\$157,150.52	\$489,864.35
	PI			\$35,416.93	\$31,296.93	\$35,416.93
Total	Total			\$900,379.67	\$188,447.45	\$900,379.67

Proposed Accomplishments

People (General) : 300

Actual Accomplishments

Number assisted:	Owner		Renter		Total		Person	
	Total	Hispanic	Total	Hispanic	Total	Hispanic	Total	Hispanic

White:	0	0	0	0	0	0	199	105
Black/African American:	0	0	0	0	0	0	37	3
Asian:	0	0	0	0	0	0	14	0
American Indian/Alaskan Native:	0	0	0	0	0	0	6	4
Native Hawaiian/Other Pacific Islander:	0	0	0	0	0	0	0	0
American Indian/Alaskan Native & White:	0	0	0	0	0	0	3	0
Asian White:	0	0	0	0	0	0	0	0
Black/African American & White:	0	0	0	0	0	0	2	0
American Indian/Alaskan Native & Black/African American:	0	0	0	0	0	0	0	0
Other multi-racial:	0	0	0	0	0	0	0	0
Asian/Pacific Islander:	0	0	0	0	0	0	0	0
Hispanic:	0	0	0	0	0	0	0	0
Total:	0	0	0	0	0	0	261	112

Female-headed Households: 0 0 0

Income Category:

	Owner	Renter	Total	Person
Extremely Low	0	0	0	0
Low Mod	0	0	0	172
Moderate	0	0	0	0
Non Low Moderate	0	0	0	89
Total	0	0	0	261
Percent Low/Mod				65.9%

Annual Accomplishments

Years	Accomplishment Narrative	# Benefitting
2013	11/13/13 project revised to include acquisition, reprogrammed \$551,937 from idis#5443, funding increased to \$700,000. 5/14/14 increase PI \$50 decrease EN \$50, funding remains the same. Project is 3% Complete. CDBG funds were used to pay for costs associated with the design of improvements and upgrades to the facility's parking areas to eliminate parking congestion and improve access for clients visiting the center. Improvements will include grading, paving, drainage, striping, and construction of the 0.91 acre of parking area.	
2014	11.17.14 increase PI/decrease EN \$4,070, funding remains the same \$700,000. 3/18/15 reprog \$300,000 from idis#5565, funding increased to \$1,000,000. To date CDBG funds were used for the design and will continue to be used for the construction of improvements and upgrades to the Hemet Regional Service Center's parking areas in an effort to eliminate parking congestion and improve access for clients visiting the center. Improvements will include grading, paving, drainage, and striping of the .91 acre parking area. The project is currently 50% complete with construction Bid Document and Specifications scheduled for approval at BOS Meeting on 7/21/15.	
2015	Underway. The project is in the final phase of completion. The parking lot is now paved and striping is pending, as well as, the installment of the light poles. Project, if all continues as it is currently, will be completed by August 2, 2016.	

2016 9/26/16 increase PI \$936.90/decrease EN \$936.90, funding remains the same at \$1,000,000. 9/26/16 reprog \$100,000 to idis#5935, funding reduced to \$900,000. 10/5/16 increase PI/decrease EN \$4,262.17, funding remains the same \$900,000. 10/19/16 increase PI/decrease EN \$468.50, funding remains the same at \$900,000. 10/24/16 increase PI/decrease EN \$2,062.50, funding remains the same at \$900,000. 11/7/16 due to IDIS system error Helpdesk recommends reversing PI funding \$468.50 and \$2,062.50 and allow system to automatically draw from PI rather than funding activity. Decrease PI/increase EN, funding remains the same at \$900,000. 7/19/17 reprog \$379.67 from idis #5852 for final ADC, funding increased to \$900,379.67. CDBG funds were used by the County to pay for costs associated with the design and construction of improvements to the service center facility's parking areas. The improvements helped to eliminate parking congestion, increase pedestrian safety, and improve access for clients visiting the center. Eligible expenses included site acquisition, design, permits and fees, project administration, and construction management. The Service Center provides convenient access to a variety of services to residents in the San Jacinto-Hemet areas including workforce development, veterans services, Office on Aging, and other services.

PGM Year:	2013		
Project:	0085 - City of Murrieta		
IDIS Activity:	5512 - 3.MR.32-13 - Senior Center Recreation Facility Improvement Project		

Status:	Open	Objective:	Create suitable living environments	
Location:	41717 Juniper St Murrieta, CA 92562-6265	Outcome:	Availability/accessibility	
		Matrix Code:	Senior Centers (03A)	National Objective: LMC

Initial Funding Date: 09/30/2013

Description:

The City will use CDBG funds for the design and construction of an outdoor recreation facility at their senior center location. The improvements will include two bocce ball courts, two shuffleboard courts, and two horseshoe pits. They will also include bench and spectator seating, storage, and a picnic area.

Financing

	Fund Type	Grant Year	Grant	Funded Amount	Drawn In Program Year	Drawn Thru Program Year
CDBG	EN	Pre-2015		\$299,542.84	\$0.00	\$0.00
		2014	B14UC060506		\$16,407.87	\$16,689.71
		2016	B16UC060506	\$5,000.00	\$0.00	\$0.00
	PI			\$3,677.16	\$3,677.16	\$3,677.16
Total	Total			\$308,220.00	\$20,085.03	\$20,366.87

Proposed Accomplishments

Public Facilities : 1

Actual Accomplishments

Number assisted:

	Owner		Renter		Total		Person	
	Total	Hispanic	Total	Hispanic	Total	Hispanic	Total	Hispanic
White:	0	0	0	0	0	0		0
Black/African American:	0	0	0	0	0	0	0	0
Asian:	0	0	0	0	0	0	0	0
American Indian/Alaskan Native:	0	0	0	0	0	0	0	0
Native Hawaiian/Other Pacific Islander:	0	0	0	0	0	0	0	0

American Indian/Alaskan Native & White:	0	0	0	0	0	0	0	0
Asian White:	0	0	0	0	0	0	0	0
Black/African American & White:	0	0	0	0	0	0	0	0
American Indian/Alaskan Native & Black/African American:	0	0	0	0	0	0	0	0
Other multi-racial:	0	0	0	0	0	0	0	0
Asian/Pacific Islander:	0	0	0	0	0	0	0	0
Hispanic:	0	0	0	0	0	0	0	0
Total:	0	0	0	0	0	0	0	0

Female-headed Households: 0 0 0

Income Category:

	Owner	Renter	Total	Person
Extremely Low	0	0	0	0
Low Mod	0	0	0	0
Moderate	0	0	0	0
Non Low Moderate	0	0	0	0
Total	0	0	0	0
Percent Low/Mod				

Annual Accomplishments

Years	Accomplishment Narrative	# Benefitting
2013	Project underway. The project is currently in the design phase. The project will be underway once funding is secure to complete the project. The City anticipating having funding in place to go out to bid by 2015.	
2014	4/13/15 extend remediation plan to: City is presently reviewing conceptual drawings from the architect which will then go to the Parks and Recreation Commission. That presentation is scheduled for July 2. Once approved, the City will move forward with bid documents. This project will be completed by the end of Fiscal Year 15/16.	
2015	The City of Murrieta is currently completing bid documents and specifications for the new recreation area for their Senior Center. The City is anticipating going out to bid July 2016 with a start date of fall of 2016.	
2016	10/4/16 increase PI/decrease EN \$1,316.76, funding remains the same \$301,220. 10/14/16 reprog \$2,000 from idis#5853 for ACTIVITY DELIVERY COSTS, funding increased to \$303,220. 12/19/16 reprog \$5,000,from idis#5852 for ADC, funding increased to \$308,220. Project Underway. The City of Murrieta is currently in the design and engineering portion of the project. The City is also currently working on the bid documents and specifications for the project. The City will use CDBG funds to design and construct an outdoor recreation area in the City's senior center for the purpose of creating a suitable living environment. The City plans to be ready to go out to bid fall of 2017 with completion by the end of the year in 2017. Zero percent of the project is complete at this time.	

PGM Year: 2014
Project: 0013 - 9.122-14 - Riverside County Cultural Center- Golden Years Pavilion Improvements
IDIS Activity: 5563 - 9.122-14 - Riverside County Cultural Center- Golden years Pavilion Improvements

Status: Canceled 6/30/2017 12:00:00 AM Objective: Create suitable living environments

Location: 9401 Oak Glen Rd Cherry Valley, CA 92223-3739 Outcome: Availability/accessibility

Matrix Code: Public Facilities and Improvement National Objective: LMC
 (General) (03)

Initial Funding Date: 10/21/2014

Description:

The County of Riverside will use CDBG funds to pay for costs associated with planning, design, project management, and construction of improvements to the Golden Years Senior Activities Pavilion, located at the Riverside County Cultural Center - Edward Dean Museum complex. The multi-purpose Pavilion will provide a variety of activities and programs including health, nutrition, recreation, and social events for seniors in the San Gorgonio Pass area. Improvements include the pavilion, kitchen, accessibility, parking, lighting, and other upgrades.

Financing

No data returned for this view. This might be because the applied filter excludes all data.

Proposed Accomplishments

People (General) : 266,160

Actual Accomplishments

Number assisted:	Owner		Renter		Total		Person	
	Total	Hispanic	Total	Hispanic	Total	Hispanic	Total	Hispanic
White:	0	0	0	0	0	0		0
Black/African American:	0	0	0	0	0	0	0	0
Asian:	0	0	0	0	0	0	0	0
American Indian/Alaskan Native:	0	0	0	0	0	0	0	0
Native Hawaiian/Other Pacific Islander:	0	0	0	0	0	0	0	0
American Indian/Alaskan Native & White:	0	0	0	0	0	0	0	0
Asian White:	0	0	0	0	0	0	0	0
Black/African American & White:	0	0	0	0	0	0	0	0
American Indian/Alaskan Native & Black/African American:	0	0	0	0	0	0	0	0
Other multi-racial:	0	0	0	0	0	0	0	0
Asian/Pacific Islander:	0	0	0	0	0	0	0	0
Hispanic:	0	0	0	0	0	0	0	0
Total:	0	0	0	0	0	0	0	0
Female-headed Households:	0		0		0			

Income Category:

	Owner	Renter	Total	Person
Extremely Low	0	0	0	0
Low Mod	0	0	0	0
Moderate	0	0	0	0
Non Low Moderate	0	0	0	0
Total	0	0	0	0
Percent Low/Mod				

Annual Accomplishments

Years	Accomplishment Narrative	# Benefitting
2014	2014 funding \$250,000. 3/18/15 reprog \$298,361.91 (\$29,393.88 from idis#5565 & \$268,968.03 from idis#5566) funding increased to \$548,361.91. The County of Riverside will complete renovations to the Riverside County Cultural Center for the purpose of providing a suitable living environment for seniors to participate in activities. The work will consist of Designs including design Development, Construction Drawings, Multi-Stage Phasing Plans, Specifications, Bidding Assistance, Construction Administration, Close-out & Record Drawings. Improvements will include the following: Renovate or provide adequate (new) Kitchen, Renovate or provide adequate (new) Restroom facilities, Ensure ADA Access to Pavilion, Rehabilitate Parking, Improve Existing Storage, Entry way improvements, Landscaping, Secondary Parking lot, and access to secondary parking. No leverage funding. Project is scheduled to be completed by 2016. 8/5/15 year-end cleanup, reprog \$159,729 (\$92,365 idis#5659/ \$67,364 idis#5660) funding increased to \$708,090.91.	
2015	9/22/15 reprog \$236,030.91 to idis#5564, funding reduced to \$472,060. 9/22/15 reprog \$236,030 to idis#5777, funding reduced to \$236,030. 9/22/15 reprog \$236,030 to idis#5776, funding reduced to \$0.00. Project was scheduled to be canceled and delayed due to lack of funding. Project currently underway to start January 2017. 8/3/16 Reprog \$100,000 from idis#5777, funding increased to \$100,000.	
2016	7/11/17 reprog \$100,000 to idis#5938, project canceled at this time due to lack of funding.	

PGM Year: 2014

Project: 0016 - 9.125-14 - Home Enhancement Rehab Program

IDIS Activity: 5564 - 9.125-14 - Home Enhancement Rehab Program

Status: Open

Objective: Provide decent affordable housing

Location: 3403 10th St Lakeland Village and Cabazon Riverside, CA
92501-3670

Outcome: Affordability

Matrix Code: Rehab; Single-Unit Residential (14A)

National Objective: LMH

Initial Funding Date: 10/21/2014

Description:

CDBG funds will be used to assist homeowners with rehabilitation of stick-built and modular (attached to private land) owner-occupied single-family residences in the communities. Funds are for the cost of repairs relative to the health, safety, and Housing Quality Standards of a property as defined by HUD.

Financing

	Fund Type	Grant Year	Grant	Funded Amount	Drawn In Program Year	Drawn Thru Program Year
CDBG	EN	Pre-2015		\$408,580.38	\$0.00	\$0.00
		2014	B14UC060506		\$64,861.63	\$251,393.97
	PI			\$16,482.35	\$16,482.35	\$16,482.35
Total	Total			\$425,062.73	\$81,343.98	\$267,876.32

Proposed Accomplishments

Housing Units : 6

Actual Accomplishments

Number assisted:

Owner		Renter		Total		Person	
Total	Hispanic	Total	Hispanic	Total	Hispanic	Total	Hispanic

White:	0	0	0	0	0	0	0	0
Black/African American:	0	0	0	0	0	0	0	0
Asian:	0	0	0	0	0	0	0	0
American Indian/Alaskan Native:	0	0	0	0	0	0	0	0
Native Hawaiian/Other Pacific Islander:	0	0	0	0	0	0	0	0
American Indian/Alaskan Native & White:	0	0	0	0	0	0	0	0
Asian White:	0	0	0	0	0	0	0	0
Black/African American & White:	0	0	0	0	0	0	0	0
American Indian/Alaskan Native & Black/African American:	0	0	0	0	0	0	0	0
Other multi-racial:	0	0	0	0	0	0	0	0
Asian/Pacific Islander:	0	0	0	0	0	0	0	0
Hispanic:	0	0	0	0	0	0	0	0
Total:	0	0	0	0	0	0	0	0

Female-headed Households: 0 0 0

Income Category:

	Owner	Renter	Total	Person
Extremely Low	0	0	0	0
Low Mod	0	0	0	0
Moderate	0	0	0	0
Non Low Moderate	0	0	0	0
Total	0	0	0	0
Percent Low/Mod				

Annual Accomplishments

Years	Accomplishment Narrative	# Benefitting
2014	2014 funding \$400,000. 11/6/14 reprog \$100,000 to idis#5585, funding reduced to \$300,000. Reprog \$300,000 (\$120,000 to idis#5659& \$180,000 to unencumbered to be reprog'd to idis#5660). Funding reduced to \$0. 6/23/15 reprog \$105,192.35 from idis#5566, funding increased to \$105,192.35. 7/23/15 year-end cleanup reprog \$6098.15 from idis #5582, funding increased to \$111,290.50. Reprog \$85,240.70 from idis#5539, funding increased to \$196,531.20. 7/27/15 reprog \$108,862.79 from idis#5585, funding increased to \$305,393.99. Project underway. EDA staff are currently finalizing the programs guidelines and policies & procedures. Further, staff are negotiating with non-profit organizations to assist with the program including work write-ups and inspections. Implementation of the rehabilitation program expected Fall 2015.	
2015	8/3/15 reprog \$88,379.07 from idis#5538 (City of Wildomar), funding increased to \$393,773.06. 8/4/15 reprog \$590.76 from unencumbered (PI receipted, funding increased to \$394,363.82. 9/22/15 reprog \$236,030.91 from idis#5563, funding increased to \$630,394.73. Project underway. CDBG funds are currently being used to cover the administrative and rehabilitation costs for the implementation of the Home Enhancement Program. The project is 5% complete with 7 projects underway and 15 applications pending. An outreach effort remains for acceptance of future applications for future home enhancement projects.	

2016 10/5/16 increase PI/decrease EN \$9,326.44, funding remains the same at \$630,394.73. 5/15/17 reprog \$56,661 (\$14,214.34 to idis#5953/\$13,790.33 to idis#5954/\$19,075.33 to idis#5955/\$9,581 to idis#5956)funding reduced to \$573,733.73.7/27/17 reprog \$270 to idis#5956 to correct funding amount, funding reduced to \$573,463.73. 8/3/17 reprog \$25,000 to idis#5964,funding reduced to \$548,463.73. 8/3/17 reprog \$25,000 to idis#5965,funding reduced to \$523,463.73. Year-end cleanup reprog \$1,599 from (\$533.34 idis#5953, \$533.33 idis#5954, \$532.33 idis#5955), funding increased to \$525,062.73.8/15/17 reprog \$25,000 to idis#5967, funding reduced to \$500,062.73. 8/15/17 reprog \$25,000 to idis#5968, funding reduced to \$475,062.73. 8/15/17 reprog \$25,000 to idis#5969, funding reduced to \$450,062.73. 8/17/17 reprog \$25,000 to idis#5970, funding reduced to \$425,062.73. As of 7/27/2017, this Project is 26%. CDBG funds are being utilized by the County of Riverside Economic Development Agency's Neighborhood Enhancement Unit (NEU) to pay for staff salaries (direct costs), marketing materials, and supplies for the administration and implementation of Home Enhancement Rehab activities. Six projects are currently in the active stage of rehabilitation, with 11 applications still pending review. These Home Rehab activities are available for low-income homeowners in the unincorporated and cooperating neighborhoods that serve predominantly low-income housing, for the purpose of creating a suitable living environment and meeting the National Objective of Low-Mod Housing.

PGM Year:	2014		
Project:	0037 - 1.CL.02-14 - Home Repair Program		
IDIS Activity:	5587 - 1.CL.02-14 - Home Repair Program		

Status:	Completed 3/8/2017 12:00:00 AM	Objective:	Provide decent affordable housing	
Location:	23596 Big Tee Dr Various locations TBD Canyon Lake, CA 92587-8959	Outcome:	Affordability	
		Matrix Code:	Rehab; Single-Unit Residential (14A)	National Objective: LMH

Initial Funding Date: 10/21/2014

Description:

Funding will be used for staffing, administration, and direct program costs of the Home Rehabilitation Program (HRP). The HRP provides grants to seniors, handicapped individuals, and low-income households for home improvements to owner and tenant-occupied residential properties.

Financing

	Fund Type	Grant Year	Grant	Funded Amount	Drawn In Program Year	Drawn Thru Program Year
CDBG	EN	Pre-2015		\$30,156.00	\$0.00	\$0.00
		2013	B13UC060506		\$0.00	\$25,293.00
		2014	B14UC060506		\$0.00	\$4,863.00
	PI			\$9,200.00	\$9,200.00	\$9,200.00
Total	Total			\$39,356.00	\$9,200.00	\$39,356.00

Proposed Accomplishments

Housing Units : 6

Actual Accomplishments

<i>Number assisted:</i>	Owner		Renter		Total		Person	
	Total	Hispanic	Total	Hispanic	Total	Hispanic	Total	Hispanic
White:	3	0	0	0	3	0	0	0
Black/African American:	0	0	0	0	0	0	0	0
Asian:	0	0	0	0	0	0	0	0

American Indian/Alaskan Native:	0	0	0	0	0	0	0	0
Native Hawaiian/Other Pacific Islander:	0	0	0	0	0	0	0	0
American Indian/Alaskan Native & White:	0	0	0	0	0	0	0	0
Asian White:	0	0	0	0	0	0	0	0
Black/African American & White:	0	0	0	0	0	0	0	0
American Indian/Alaskan Native & Black/African American:	0	0	0	0	0	0	0	0
Other multi-racial:	0	0	0	0	0	0	0	0
Asian/Pacific Islander:	0	0	0	0	0	0	0	0
Hispanic:	0	0	0	0	0	0	0	0
Total:	3	0	0	0	3	0	0	0

Female-headed Households:	2	0	2
---------------------------	---	---	---

Income Category:

	Owner	Renter	Total	Person
Extremely Low	0	0	0	0
Low Mod	3	0	3	0
Moderate	0	0	0	0
Non Low Moderate	0	0	0	0
Total	3	0	3	0
Percent Low/Mod	100.0%		100.0%	

Annual Accomplishments

Years	Accomplishment Narrative	# Benefitting
2014	Project underway. The City of Canyon Lake provided housing repair to 3 residents for the purpose of creating a suitable living environment. The City along with NHSIE, continue to continue providing assistance to low-income residents with home repairs including replacing windows, landscape, and weatherization. Continued review of applications is underway to provide assistance to additional residents. No leverage funding was utilized The City of Canyon Lake will utilize the Neighborhood Housing Services of the Inland Empire to provide home repair assistance to low-income residents in Canyon Lake.7/24/15 reprog \$5,681 from idis#5523, funding increased to \$25,293. 7/27/15 reprog \$30,359 from idis#5523, funding increased to \$55,652.	
2015	Project underway. The City of Canyon Lake provided housing repair to 3 residents for the purpose of creating a suitable living environment. The City along with NHSIE, continue to provide assistance to low-income residents with home repairs including replacing windows, landscape, and weatherization. Continued review of applications is underway to provide assistance to additional residents. No leverage funding was utilized. The City of Canyon Lake will utilize the Neighborhood Housing Services of the Inland Empire to provide home repair assistance to low-income residents in Canyon Lake.	
2016	10/19/16 increase PI/decrease EN \$9,200, funding remains the same at \$55,652.Project complete. 2/21/17 reprog unused funds City stated they will not use to (\$104.94 to idis#5693, \$10,000 to idis#5864, \$6,191.06 to idis#5860), funding reduced to \$39,356. Project Complete 10/06/16. The City of Canyon Lake through the Neighborhood Housing Services of Inland Empire completed the following improvements to five (5) single-family residential homes in the City that serve predominantly low income individuals, for the purpose of creating a suitable living environment. The City used CDBG funds to pay for costs associated with the rehabilitation of four single-family homes owned by low-income families that qualified for the City's Home Repair Program. By providing rehabilitation repairs to these homes, these improvements met the national objective of benefiting five (5) low- to moderate-income residents in the City of Canyon Lake. Leverage funding was from the private donations and general fund.	

PGM Year:	2014
Project:	0038 - 1.LE.36-14 - City of Lake Elsinore Sidewalk Improvements

IDIS Activity: 5588 - 1.LE.36-14 - City of Lake Elsinore Sidewalk Improvements

Status: Completed 6/30/2017 12:00:00 AM

Objective: Create suitable living environments

Location: 130 S Main St Refer to description for locations Lake Elsinore, CA 92530-4109

Outcome: Availability/accessibility

Matrix Code: Sidewalks (03L)

National Objective: LMA

Initial Funding Date: 10/21/2014

Description:

The City of Lake Elsinore will use CDBG funds for street improvements along Sumner Avenue and Heald Avenue on Campus Way, Silver Street, and Lindsey Street, Lakeshore Drive, and Short Street to construct sidewalks, improve pedestrian safety, and ADA accessibility. CDBG funds will be used for architectural and engineering design, staff salaries (direct cost), and construction.

Financing

	Fund Type	Grant Year	Grant	Funded Amount	Drawn In Program Year	Drawn Thru Program Year
CDBG	EN	Pre-2015		\$170,175.69	\$0.00	\$0.00
		2013	B13UC060506		\$0.00	\$3,024.78
		2014	B14UC060506		\$167,150.91	\$167,150.91
		2015	B15UC060506	\$3,312.15	\$3,312.15	\$3,312.15
	PI			\$4,545.00	\$4,545.00	\$4,545.00
Total	Total			\$178,032.84	\$175,008.06	\$178,032.84

Proposed Accomplishments

People (General) : 10,480

Total Population in Service Area: 10,480

Census Tract Percent Low / Mod: 65.00

Annual Accomplishments

Years	Accomplishment Narrative	# Benefitting
2014	2/4/15 reprog \$5,250 from idis#5592, funding increased to \$176,300. 6/2/15 reprog \$1,579.31 to idis#5589, funding reduced to \$174,720.69. Project underway. The City of Lake Elsinore will construct sidewalk improvements on Campus Way, Silver Street, and Lindsey Street, between Sumner Ave and Heald Avenue, Lakeshore Street and Short Street to construct sidewalks and to improve pedestrian safety and ADA accessibility. CDBG funds will be used for architectural and engineering design, and construction. No leveraging will be utilized for this project. Project is currently in planning phase and will begin within the next 6 months.	
2015	The City of Lake Elsinore completed plans and designs for sidewalks in various low-income areas of Lake Elsinore. The city Public Works Department is in the process of creating a bid document with the intent of bidding this project out in September 2016. The city will construct sidewalk improvements on Campus Way, Silver Street, and Lindsey Street, between Sumner Avenue and Heald Avenue, Lakeshore Street and Short Street to improve pedestrian safety and ADA accessibility. General funds are being used as leveraging.	
2016	2/9/17 reprog \$5,000 from idis#5852 for ADC, funding increased to \$179,720.69. 7/19/17 yearend cleanup reprog remaining ADC \$1,687.85 to idis#5911, funding reduced to \$178,032.84. Project Completed 4/11/17. The City of Lake Elsinore completed design plans and construction of sidewalks for the purpose of creating a suitable living environment in the low income areas of Lake Elsinore. The city constructed sidewalk improvements on Campus Way, Silver Street, and Lindsey Street, between Sumner Ave and Heald Avenue, Lakeshore Street and Short Street to construct sidewalks and to improve pedestrian safety and ADA accessibility. Leverage funding was provided through CDBG funding and general funds.	

PGM Year:2014

Project:0044 - 1.LE.42-14 - CDBG Administrative Costs-EDA

IDIS Activity:5594 - 1.LE.42-14 - CDBG Administrative Costs-EDA

Status:Completed 10/24/2016 12:00:00 AM

Objective:

Location:

Outcome:

Matrix Code:General Program Administration (21A)

National Objective:

Initial Funding Date:10/21/2014

Description:
The City of Lake Elsinore will allocate funds to the County to provide program management, coordination, monitoring, and evaluation of the City's CDBG Program.

	Fund Type	Grant Year	Grant	Funded Amount	Drawn In Program Year	Drawn Thru Program Year
CDBG	EN	Pre-2015		\$46,418.00	\$0.00	\$0.00
		2013	B13UC060506		\$0.00	\$1,359.71
		2014	B14UC060506		\$6,767.62	\$45,058.29
Total	Total			\$46,418.00	\$6,767.62	\$46,418.00

Proposed Accomplishments

Actual Accomplishments

Number assisted:	Owner		Renter		Total		Person	
	Total	Hispanic	Total	Hispanic	Total	Hispanic	Total	Hispanic
White:					0	0		
Black/African American:					0	0		
Asian:					0	0		
American Indian/Alaskan Native:					0	0		
Native Hawaiian/Other Pacific Islander:					0	0		
American Indian/Alaskan Native & White:					0	0		
Asian White:					0	0		
Black/African American & White:					0	0		
American Indian/Alaskan Native & Black/African American:					0	0		
Other multi-racial:					0	0		
Asian/Pacific Islander:					0	0		
Hispanic:					0	0		
Total:	0	0	0	0	0	0	0	0
Female-headed Households:					0			
Income Category:								

	Owner	Renter	Total	Person
Extremely Low			0	
Low Mod			0	
Moderate			0	
Non Low Moderate			0	
Total	0	0	0	0
Percent Low/Mod				

Annual Accomplishments

No data returned for this view. This might be because the applied filter excludes all data.

PGM Year:	2014
Project:	0051 - 2.EV.06-14 - Eastvale Pedestrian Accessibility Improvements - Phase III
IDIS Activity:	5601 - 2.EV.06-14 - Eastvale Pedestrian Accessibility Improvements - Phase III

Status:	Open	Objective:	Create suitable living environments
Location:	12363 Limonite Ave Walter St, Archibald Ave, Chandler St Eastvale, CA 91752-3685	Outcome:	Availability/accessibility
		Matrix Code:	Sidewalks (03L)
		National Objective:	LMC

Initial Funding Date: 10/21/2014

Description:

The City of Eastvale will use CDBG funds to enhance pedestrian safety by installing new, and upgrading existing, pedestrian sidewalk ramps to meet ADA requirements in the City's targeted area.

Financing

	Fund Type	Grant Year	Grant	Funded Amount	Drawn In Program Year	Drawn Thru Program Year
CDBG	EN	Pre-2015		\$249,887.67	\$0.00	\$0.00
		2014	B14UC060506		\$78,998.72	\$99,474.31
		2015	B15UC060506	\$3,000.00	\$0.00	\$0.00
Total	Total			\$252,887.67	\$78,998.72	\$99,474.31

Proposed Accomplishments

People (General) : 633

Actual Accomplishments

Number assisted:

Owner		Renter		Total		Person	
Total	Hispanic	Total	Hispanic	Total	Hispanic	Total	Hispanic

White:	0	0	0	0	0	0	0	0
Black/African American:	0	0	0	0	0	0	0	0
Asian:	0	0	0	0	0	0	0	0
American Indian/Alaskan Native:	0	0	0	0	0	0	0	0
Native Hawaiian/Other Pacific Islander:	0	0	0	0	0	0	0	0
American Indian/Alaskan Native & White:	0	0	0	0	0	0	0	0
Asian White:	0	0	0	0	0	0	0	0
Black/African American & White:	0	0	0	0	0	0	0	0
American Indian/Alaskan Native & Black/African American:	0	0	0	0	0	0	0	0
Other multi-racial:	0	0	0	0	0	0	0	0
Asian/Pacific Islander:	0	0	0	0	0	0	0	0
Hispanic:	0	0	0	0	0	0	0	0
Total:	0	0	0	0	0	0	0	0

Female-headed Households: 0 0 0

Income Category:

	Owner	Renter	Total	Person
Extremely Low	0	0	0	0
Low Mod	0	0	0	0
Moderate	0	0	0	0
Non Low Moderate	0	0	0	0
Total	0	0	0	0
Percent Low/Mod				

Annual Accomplishments

Years	Accomplishment Narrative	# Benefitting
2014	6/22/15 Reprog \$122,027.67 from IDIS#5499, funding increased to \$240,380.67. The City has had no activity on this project. The City will combine Phase II and Phase III funds with fiscal year 2015/2016 project to complete a more comprehensive pedestrian accessibility project within the City. 6/23/15 reprog \$9,507 from idis#5602, funding increased to \$249,887.67.	
2015	The City plans to combine Phase II and Phase III funds with fiscal year 2015/2016 project to complete a more comprehensive pedestrian accessibility project within the City. The City has currently completed their bid documents and specifications for the project. The City will be going out to bid for this project before the end of the fiscal year.	
2016	1/18/17 reprog \$3,000 from idis#5852 for ADC, funding increased to \$252,887.67. Project is underway. The City of Eastvale is currently in the design and engineering portion. The City is completing the bid document and specifications to be able to bid out project fall of 2017 with completion being early 2018. The City will use CDBG funds to enhance pedestrian safety by installing new and upgrading existing pedestrian sidewalk ramps to meet ADA requirements for the purpose of creating a suitable living environment. The project is 0% complete at this time.	

PGM Year:	2014
Project:	0063 - 3.MR.34-14 - Murrieta Community Center ADA Restroom Project
IDIS Activity:	5613 - 3.MR.34-14 - Murrieta Community Center ADA Restroom Project

Status: Open Objective: Create suitable living environments

Location: 41810 Juniper St Murrieta, CA 92562-7200 Outcome: Availability/accessibility

Initial Funding Date: 10/21/2014

Description:

The City of Murrieta will use CDBG funds to upgrade and construct ADA accessible restrooms at the Murrieta Community Center.

Financing

	Fund Type	Grant Year	Grant	Funded Amount	Drawn In Program Year	Drawn Thru Program Year
CDBG	EN	Pre-2015		\$250,279.04	\$0.00	\$0.00
		2014	B14UC060506		\$16,003.13	\$171,123.92
		2016	B16UC060506	\$5,000.00	\$668.41	\$668.41
	PI			\$2,889.96	\$2,889.96	\$2,889.96
Total	Total			\$258,169.00	\$19,561.50	\$174,682.29

Proposed Accomplishments

Public Facilities : 1

Actual Accomplishments*Number assisted:*

	Owner		Renter		Total		Person	
	Total	Hispanic	Total	Hispanic	Total	Hispanic	Total	Hispanic
White:	0	0	0	0	0	0		0
Black/African American:	0	0	0	0	0	0	0	0
Asian:	0	0	0	0	0	0	0	0
American Indian/Alaskan Native:	0	0	0	0	0	0	0	0
Native Hawaiian/Other Pacific Islander:	0	0	0	0	0	0	0	0
American Indian/Alaskan Native & White:	0	0	0	0	0	0	0	0
Asian White:	0	0	0	0	0	0	0	0
Black/African American & White:	0	0	0	0	0	0	0	0
American Indian/Alaskan Native & Black/African American:	0	0	0	0	0	0	0	0
Other multi-racial:	0	0	0	0	0	0	0	0
Asian/Pacific Islander:	0	0	0	0	0	0	0	0
Hispanic:	0	0	0	0	0	0	0	0
Total:	0	0	0	0	0	0	0	0

Female-headed Households:

0 0 0

Income Category:

	Owner	Renter	Total	Person
Extremely Low	0	0	0	0
Low Mod	0	0	0	0
Moderate	0	0	0	0
Non Low Moderate	0	0	0	0

Total 0 0 0 0

Percent Low/Mod

Annual Accomplishments

Years	Accomplishment Narrative	# Benefitting
2014	The City of Murrieta is currently in the process of selecting an architect. They are scheduling presentations the week of June 22, 2015. The contract for design should be ready by July 1, 2015 with construction to begin by December 2015.	
2015	The City of Murrieta has completed the ADA restroom improvements to their community center. The City will use remaining funds to complete a Phase II which will include new ADA doors and ADA lift for their community room stage.	
2016	10/4/16 increase PI/decrease EN \$653.27, funding remains the same \$251.169. 10/14/16 reprog \$2,000 from idis#5853 for ACTIVITY DELIVERY COSTS, funding increased to \$253,169. 12/19/16 reprog \$5,000,from idis#5852 for ADC, funding increased to \$258,169. Project Underway. The City of Murrieta has completed design and engineering of phase II of the community center ADA improvement project. The city has completed the bid documents and specifications and has submitted to EDA for Review. The City was given authorization to publish and obtain bids and the bid opening was held on 7/20/17. The City will review the bids and submit to EDA for approval to award construction contract. The City would like to begin construction by fall of 2017 with completion of project to be end of the year 2017. CDBG funds will be used for the design and construction of the project. The improvements will included new ADA compliant doors for the facility along with an ADA stage ramp.	

PGM Year: 2014

Project: 0077 - 4.164-14 - S.C.R.A.P. Gallery Mural Program

IDIS Activity: 5625 - 4.164-14 - S.C.R.A.P. Gallery Mural Program

Status: Open

Objective: Create suitable living environments

Location: 65250 Coahuilla St Mecca, CA 92254-6602

Outcome: Availability/accessibility

Matrix Code: Public Facilities and Improvement
(General) (03)

National Objective: LMA

Initial Funding Date: 10/21/2014

Description:

SCRAP Gallery Mural Program will create a public Mural in the Mecca community at the community center. The mural will consist of environmental themes unique to the community, inspired by, and created by, local children using recycled and eco-friendly materials. CDBG funds will be used for staff salaries (direct cost), Consulting Artist, materials, supplies, and other related expenses.

Financing

	Fund Type	Grant Year	Grant	Funded Amount	Drawn In Program Year	Drawn Thru Program Year
CDBG	EN	Pre-2015		\$15,000.00	\$0.00	\$0.00
		2014	B14UC060506		\$1,089.35	\$9,996.71
		2016	B16UC060506	\$3,000.00	\$1,201.17	\$1,201.17
Total	Total			\$18,000.00	\$2,290.52	\$11,197.88

Proposed Accomplishments

People (General) : 20,870

Total Population in Service Area: 20,870

Census Tract Percent Low / Mod: 74.60

Annual Accomplishments

Years	Accomplishment Narrative	# Benefitting
2014	Project currently underway. The S.C.R.A.P. Gallery is in the process of obtaining the necessary insurance documentation to meet the County's standards. Once the documentation has been received, the Incur Cost Letter and Agreement will be issued. In the meantime, the S.C.R.A.P. Gallery is in the process of working with communities to establish project locations for the mural and themes, along with the mural design. To date, there is no public benefit to report.	
2015	The S.C.R.A.P. Gallery is currently in the process of designing the mural for the Galilee Centers Migrant Farm Worker laundry and shower facility. Materials have been purchased, and an initial design was presented to the Galilee Center for approval. Feedback and comments from the Galilee Center are being considered and addressed by the S.C.R.A.P. Gallery. The two organizations are preparing to meet again to discuss the final design and implement the project. To date, there is no public benefit to report.	
2016	4/19/17 reprog \$2,000 from unencumbered EN, funding increased to \$17,000. 7/19/17 reprog \$1,000 from idis#5923 for ADC, funding increased to \$18,000. Project activities underway. Project 0% complete. Unfortunately, the intended recipient of the mural, the Galilee Center, and the S.C.R.A.P. Gallery were unable to agree on a design for the mural project. Therefore, the project location has been changed from the Galilee Center in Mecca to the Mecca Community Center. CDBG materials used to create the mural at the Galilee Center will be used for the newly proposed location. The County has completed the required environmental review for the newly proposed project site. Design work is currently underway, and it is expected that the mural will be completed within the next 6 to 9 months. There is no public benefit to report.	

PGM Year: 2014
Project: 0094 - 5.BEA-24-14 - Sidewalk Improvement Project
IDIS Activity: 5643 - 5.BEA-24-14 - Sidewalk Improvement Project

Status: Completed 6/30/2017 12:00:00 AM **Objective:** Create suitable living environments
Location: 550 E 6th St Beaumont, CA 92223-2253 **Outcome:** Availability/accessibility
Matrix Code: Sidewalks (03L) **National Objective:** LMA

Initial Funding Date: 10/21/2014

Description:

The City of Beaumont will use CDBG funds for street improvements along California, Orange, Beaumont, and Cherry Avenue, and 1st through 8th Street to construct sidewalks, to improve pedestrian safety and ADA accessibility.

Financing

	Fund Type	Grant Year	Grant	Funded Amount	Drawn In Program Year	Drawn Thru Program Year
CDBG	EN	Pre-2015		\$313,842.51	\$0.00	\$0.00
		2014	B14UC060506		\$309,948.05	\$313,842.51
		2015	B15UC060506	\$3,000.00	\$3,000.00	\$3,000.00
	PI			\$10,995.90	\$10,995.90	\$10,995.90
Total	Total			\$327,838.41	\$323,943.95	\$327,838.41

Proposed Accomplishments

People (General) : 8,525

Total Population in Service Area: 8,525
Census Tract Percent Low / Mod: 60.90

Annual Accomplishments

Years	Accomplishment Narrative	# Benefitting
2014	2014/15 funding \$161,876. Project underway. The City of Beaumont will use CDBG funds for sidewalk improvements along California, Orange, Beaumont, and Cherry Avenue and 1st through 8th street for the safety of pedestrians and improving street access for low-income residents. The city will begin completing designs and construction in the next few months. This project will be funded 100% CDBG and leverage will be utilized from future CDBG funds.	
2015	1/26/16 reprog \$162,670.27 from idis#5495 per City request, funding increased to \$324,546.27. The City of Beaumont will construct and improve streets along California, Orange, Beaumont, and Cherry Avenue, and 1st through 8th street by constructing sidewalks, curbs, and gutters, to provide a safe passage for pedestrians and ADA accessibility. The project has basic designs created by the city. A Bid Document is in the process of completion in order to bid out in 2016. The project is projected to be completed by December 2016. The project is 5 % complete. Leverage funds will be CDBG funding for 2015 FY and staff time.	
2016	10/24/16 increase PI/decrease EN \$10,161.92, funding remains the same at \$324,546.27. Project Completed 4/11/17. The City of Beaumont completed construction of sidewalks, curb, and gutters for the purpose of creating a suitable living environment in the low income areas of Beaumont. The city constructed sidewalk improvements for pedestrian safety and ADA accessibility which began January 27, 2017 and was completed 4/11/17. The project covered the areas of 7th, 9th, 11th, and 12th streets, and Illinois Avenue that included a 6 inch curb, 4 inch thick pavement, and ADA ramps. Notice of completion has been filed and retention funds paid. Leverage funding was provided through prior year CDBG funding. 1/18/17 reprog \$3,000 from idis#5852 for ADC, funding increased to \$327,546.27. 7/19/17 reprog \$292.14 from idis#5852 for final ADC, funding increased to \$327,838.41.	

PGM Year: 2014
Project: 0098 - 9.128-14 - Economic Development-MicroEnterprise
IDIS Activity: 5659 - 9.128-14 Economic Development-MicroEnterprise

Status: Open **Objective:** Create economic opportunities

Location: 3403 10th St Countywide Riverside, CA 92501-3670 **Outcome:** Availability/accessibility

Matrix Code: Micro-Enterprise Assistance (18C) **National Objective:** LMCMC

Initial Funding Date: 12/16/2014

Description:

CDBG funds will be used by the County to provide assistance to micro-enterprises, in targeted areas of the County. Assistance to businesses may include financial assistance, technical assistance, or general support services to expand economic growth and job creation in the county.

Financing

	Fund Type	Grant Year	Grant	Funded Amount	Drawn In Program Year	Drawn Thru Program Year
CDBG	EN	Pre-2015		\$388,469.61	\$0.00	\$0.00
		2013	B13UC060506		\$0.00	\$512.56
		2014	B14UC060506		\$27,898.06	\$47,600.41
	PI			\$9,665.39	\$9,665.39	\$9,665.39

Total	Total			\$398,135.00	\$37,563.45	\$57,778.36
--------------	--------------	--	--	---------------------	--------------------	--------------------

Proposed Accomplishments

Businesses : 20

Actual Accomplishments

Number assisted:

	Owner		Renter		Total		Person	
	Total	Hispanic	Total	Hispanic	Total	Hispanic	Total	Hispanic
White:	0	0	0	0	0	0		0
Black/African American:	0	0	0	0	0	0	0	0
Asian:	0	0	0	0	0	0	0	0
American Indian/Alaskan Native:	0	0	0	0	0	0	0	0
Native Hawaiian/Other Pacific Islander:	0	0	0	0	0	0	0	0
American Indian/Alaskan Native & White:	0	0	0	0	0	0	0	0
Asian White:	0	0	0	0	0	0	0	0
Black/African American & White:	0	0	0	0	0	0	0	0
American Indian/Alaskan Native & Black/African American:	0	0	0	0	0	0	0	0
Other multi-racial:	0	0	0	0	0	0	0	0
Asian/Pacific Islander:	0	0	0	0	0	0	0	0
Hispanic:	0	0	0	0	0	0	0	0
Total:	0	0	0	0	0	0	0	0
Female-headed Households:	0		0		0			

Income Category:

	Owner	Renter	Total	Person
Extremely Low	0	0	0	0
Low Mod	0	0	0	0
Moderate	0	0	0	0
Non Low Moderate	0	0	0	0
Total	0	0	0	0
Percent Low/Mod				

Annual Accomplishments

Years	Accomplishment Narrative	# Benefitting
2014	12/16/14 New project, reprog \$120,000 from idis#5564, funding increased to \$120,000. 3/6/15 reprog \$380,000 from idis#5565, funding increased to \$500,000. EDA staff are currently finalizing the program's guidelines and policies & procedures. Implementation of the micro-enterprise assistance program expected Fall 2015. Year-end cleanup reprog \$92,365 to idis#5563, funding reduced to \$407,635 to be used for leveraging.	
2015	Project underway. Legal forms and documents are currently under review by Riverside County Counsel with a deadline to promote the micro-enterprise loan program by mid-July 2016.	

2016 10/5/16 increase PI/decrease EN \$3,415.99, funding remains the same at \$407,635. 5/9/17 reprog \$9,500 to idis#5951 (Clochan Concrete), funding reduced to \$398,135. As of 7/27/2017, this Project is 12%. CDBG funds are being utilized by the County of Riverside Economic Development Agency's Neighborhood Enhancement Unit (NEU) to pay for staff salaries (direct costs), marketing materials, and supplies for the administration and implementation of the Microenterprise Loan program activities. To-date, 1 loan has been disbursed and 2 applications are in the underwriting stage. These microenterprise loans and services are available for low-income business owners with no more than 5 employees, including the business owner. Loans are available for businesses that serve the unincorporated communities and cooperating Cities neighborhoods and will meet the National Object of benefiting Low-Mod Clientele MicroEnterprise business owners.

PGM Year:	2014		
Project:	0099 - 9.129-14 - Economic Development-Financial Assistance		
IDIS Activity:	5660 - 9.129-14 - Economic Development-Financial Assistance		

Status:	Open	Objective:	Create economic opportunities	
Location:	3403 10th St Countywide Riverside, CA 92501-3670	Outcome:	Availability/accessibility	
		Matrix Code:	ED Direct Financial Assistance to For-Profits (18A)	National Objective: LMJ

Initial Funding Date: 12/16/2014

Description:
 CDBG funds will be used by the County to provide assistance to for-profit businesses, in targeted areas of the County. Forms of assistance include loans, loan guarantees, or grants to expand economic growth and job creation in the county.

Financing

	Fund Type	Grant Year	Grant	Funded Amount	Drawn In Program Year	Drawn Thru Program Year
CDBG	EN	Pre-2015		\$399,929.46	\$0.00	\$0.00
		2013	B13UC060506		\$0.00	\$512.56
		2014	B14UC060506		\$17,785.99	\$30,950.55
	PI			\$7,706.54	\$7,706.54	\$7,706.54
Total	Total			\$407,636.00	\$25,492.53	\$39,169.65

Proposed Accomplishments

Jobs : 5

Actual Accomplishments

Number assisted:

	Owner		Renter		Total		Person	
	Total	Hispanic	Total	Hispanic	Total	Hispanic	Total	Hispanic
White:	0	0	0	0	0	0		0
Black/African American:	0	0	0	0	0	0	0	0
Asian:	0	0	0	0	0	0	0	0
American Indian/Alaskan Native:	0	0	0	0	0	0	0	0
Native Hawaiian/Other Pacific Islander:	0	0	0	0	0	0	0	0
American Indian/Alaskan Native & White:	0	0	0	0	0	0	0	0

Asian White:	0	0	0	0	0	0	0	0
Black/African American & White:	0	0	0	0	0	0	0	0
American Indian/Alaskan Native & Black/African American:	0	0	0	0	0	0	0	0
Other multi-racial:	0	0	0	0	0	0	0	0
Asian/Pacific Islander:	0	0	0	0	0	0	0	0
Hispanic:	0	0	0	0	0	0	0	0
Total:	0	0	0	0	0	0	0	0

Female-headed Households:	0	0	0
---------------------------	---	---	---

Income Category:

	Owner	Renter	Total	Person
Extremely Low	0	0	0	0
Low Mod	0	0	0	0
Moderate	0	0	0	0
Non Low Moderate	0	0	0	0
Total	0	0	0	0
Percent Low/Mod				

Annual Accomplishments

Years	Accomplishment Narrative	# Benefitting
2014	New project, reprog \$180,000 from unencumbered (Project 9.25-14/idis#5564 canceled), funding increased to \$180,000. 3/6/15 reprog \$320,000 from idis#5566, funding increased to \$500,000.4/15/15 reprog \$25,000 to idis#5672, funding reduced to \$475,000. Project underway. EDA staff are currently finalizing the program's guidelines and policies & procedures. Implementation of the small business loan program expected Fall 2015. Year-end cleanup reprog \$67,364 to idis#5563, funding reduced to \$407,636 to be used for leveraging.	
2015	Project underway. The Small Business loan agreement and legal documents have been prepared and are currently under the review of Riverside County Counsel staff. The loan program is scheduled to be finalized and available for application acceptance by mid-July 2016.	
2016	10/5/16 increase PI/decrease EN \$2,756.11, funding remains the same at \$407,636. This project is 4% Complete as of 6/30/17.CDBG funds are being utilized by the County of Riverside Economic Development Agency to pay for staff salaries (direct costs), marketing materials, and supplies for the administration and implementation of the Small Business Loan program activities. To-date, 1 loan is in the process of being approved and 2 applications are in the underwriting stages. These small business loans and services are available to small business owners that are required to meet the national objective requirement of Job Creation. Loans are available for businesses that serve the unincorporated communities and cooperating Cities neighborhoods.	

PGM Year:	2014
Project:	0101 - 4.168-14 - Colorado River Community Center
IDIS Activity:	5670 - 4.168-14 - Colorado River Community Center

Status:	Open	Objective:	Create suitable living environments
---------	------	------------	-------------------------------------

Location:	10 Rio Loco Blythe, CA 92225-9537	Outcome:	Availability/accessibility
-----------	-----------------------------------	----------	----------------------------

Matrix Code:	Public Facilities and Improvement (General) (03)	National Objective:	LMA
--------------	--------------------------------------------------	---------------------	-----

Initial Funding Date:

04/16/2015

Description:

The Colorado River Senior community Center will use CDBG funds to pay for ADA upgrades and facility improvements including kitchen renovations, energy efficiency, water system, foundation stabilization, and other improvements. The Center provides essential services and programs to seniors and residents in the remote Colorado River Communities.

Financing

	Fund Type	Grant Year	Grant	Funded Amount	Drawn In Program Year	Drawn Thru Program Year
CDBG	EN	Pre-2015		\$83,729.30	\$0.00	\$0.00
		2014	B14UC060506		\$83,148.58	\$83,729.30
		2015	B15UC060506	\$25,744.80	\$23,173.56	\$23,173.56
		2016	B16UC060506	\$35,682.61	\$0.00	\$0.00
	PI			\$50,050.46	\$50,050.46	\$50,050.46
Total	Total			\$195,207.17	\$156,372.60	\$156,953.32

Proposed Accomplishments

People (General) : 3,460

Total Population in Service Area: 3,460

Census Tract Percent Low / Mod: 66.76

Annual Accomplishments

Years	Accomplishment Narrative	# Benefitting
2014	4/13/15 reprog \$50,000 from idis#5628, funding increased to \$50,000. Project underway. Project was added to 2014-2015 CDBG One Year Action Plan through a Substantial Amendment on May 7, 2015. CDBG staff are in the process of completing administrative reviews and drafting the CDBG Sponsors Agreement. Colorado River Senior Citizens group is in the process of developing a detailed project scope, based upon Health Department violations and handling recent issues with non-profit status revocation due to Franchise Tax Board issues.	
2015	3/29/16 reprog \$92,579.43 from idis#5737, funding increased to \$142,579.43. 5/5/16 reprog \$10,000 to idis#5812 (Activity Delivery Cost), funding reduced to \$132,579.43. 6/14/16 year-end cleanup, reprog \$971.11 from (\$68.36 from idis#5719/ \$433.71 from idis#5717/ \$469.04 idis#5684) funding increased to \$133,550.54. 6/14/16 year-end cleanup reprog \$6,283 from idis#5761, funding increased to \$139,364.50. 7/28/16 PI receipted increase PI \$2,592.38, decrease EN \$2,592.38, funding remains the same. Project underway. Project was added to 2014-2015 CDBG One Year Action Plan through Substantial Amendment on May 7, 2015. The Colorado River Senior Citizens non-profit group, with the assistance of Riverside County Economic Development Agency Project Management staff, issued a RFP for architectural and engineering services to design facility improvements. It is anticipated that the organization will enter into a contract for design services by the end of May 2016. Construction of facility improvements is expected to commence sometime in the fall of 2016.	

2016 9/26/16 increase PI \$7,273.72/decrease EN \$7,273.72, funding remains the same at \$139,833.54. 10/19/16 increase PI/decrease EN \$600, funding remains the same at \$139,833.54. 10/24/16 increase PI/decrease EN \$25,424.36, funding remains the same at \$139,833.54. 12/8/16 reprog \$15,000 from idis#5853, funding increased to \$154,833.54. 2/28/17 reprog \$19,599.14 from (4,691.02 idis#5827 and \$14,908.12 idis#5879) funding increased to \$174,432.68. 6/26/17 year end clean-up reprog \$37 from idis#5905, funding increased to \$174,469.68. 6/27/17 year end clean-up reprog \$4,503.77 (\$855.43 idis#5857, \$38.44 idis#5895, \$3,609.90 idis#5897)funding increased to \$178,973.45. 7/24/17 reprog \$22,086.10 from idis#5915, funding increased to \$201,059.55. 7/27/17 reprog \$5,852.38 back to idis#5915 for final pymt, funding reduced to \$195,207.17. Project Underway. Overall, project is at 95% completion. Project has experienced multiple delays due to personal issues encountered by the contractor. On 6/21/17 the Colorado River Senior Citizens (CRSC) non-profit organization issued letter to their contractor to cancel their construction contract due to contractor's breach of contract on the project schedule/timeline. The Contractor has submitted all outstanding CPR and will submit all outstanding invoices for services performed. CRSC will follow through with improvements by procuring construction services in accordance with CDBG regulations to see to the completion of the doors at the facility, and will use qualified staff members to make minor outstanding improvements such as replacing ceiling tiles, touch-up paint, and installation of signage. CDBG funds are 90 percent drawn. This CDBG funded activity is anticipated to be complete within the next 6 months. No public benefit to report.

PGM Year:	2014
Project:	0102 - 2.NR.35-14 - Norco Community Center ADA Upgrades
IDIS Activity:	5671 - 2.NR.35-14 - Norco Community Center ADA Upgrades

Status:	Open	Objective:	Create suitable living environments
Location:	3900 Acacia Ave Norco, CA 92860-1220	Outcome:	Availability/accessibility
		Matrix Code:	Neighborhood Facilities (03E)
		National Objective:	LMC

Initial Funding Date: 04/16/2015

Description:
The City of Norco will use CDBG funds to upgrade the restroom facilities at their Community Center. The upgrades will include ADA compliant restrooms and access to the facility.

Financing

	Fund Type	Grant Year	Grant	Funded Amount	Drawn In Program Year	Drawn Thru Program Year
CDBG	EN	Pre-2015		\$171,359.81	\$0.00	\$0.00
		2014	B14UC060506		\$3,751.68	\$3,751.68
Total	Total			\$171,359.81	\$3,751.68	\$3,751.68

Proposed Accomplishments

Public Facilities : 1

Actual Accomplishments

Number assisted:

	Owner		Renter		Total		Person	
	Total	Hispanic	Total	Hispanic	Total	Hispanic	Total	Hispanic
White:	0	0	0	0	0	0		0
Black/African American:	0	0	0	0	0	0	0	0
Asian:	0	0	0	0	0	0	0	0
American Indian/Alaskan Native:	0	0	0	0	0	0	0	0
Native Hawaiian/Other Pacific Islander:	0	0	0	0	0	0	0	0
American Indian/Alaskan Native & White:	0	0	0	0	0	0	0	0

Asian White:	0	0	0	0	0	0	0	0
Black/African American & White:	0	0	0	0	0	0	0	0
American Indian/Alaskan Native & Black/African American:	0	0	0	0	0	0	0	0
Other multi-racial:	0	0	0	0	0	0	0	0
Asian/Pacific Islander:	0	0	0	0	0	0	0	0
Hispanic:	0	0	0	0	0	0	0	0
Total:	0	0	0	0	0	0	0	0

Female-headed Households:	0	0	0
---------------------------	---	---	---

Income Category:

	Owner	Renter	Total	Person
Extremely Low	0	0	0	0
Low Mod	0	0	0	0
Moderate	0	0	0	0
Non Low Moderate	0	0	0	0
Total	0	0	0	0
Percent Low/Mod				

Annual Accomplishments

Years	Accomplishment Narrative	# Benefitting
2014	4/13/15 reprog \$171,359.81 from idis#5605, funding increased to \$171,359.81. Substantial amendment/F11 to the County Board of Supervisors 4/19/15. The City of Norco will use CDBG funds to provide ADA upgrades to the restroom facility at their community center. The project is currently in the design phase with construction set to begin fall of 2015.	
2015	The City of Norco will use CDBG funds to provide ADA upgrades to the restroom facility at their community center. The project is currently in the design phase with bid documents and specifications to be completed and the project ready to go out to bid by fall of 2016.	
2016	Project Underway. The City of Norco has completed the design and engineering portion of the project with the bid document and specifications reviewed and approved. The City will be going out to bid by the end of August 2017 with construction to begin fall of 2017 and completion of the project to be early 2018. 0% of the project is complete at this time. CDBG funds will be used to complete ADA improvements to the City's Community Center.	

PGM Year:	2015
Project:	0008 - 9.128-15 - CDBG Program Administration
IDIS Activity:	5675 - 9.128-15 - CDBG Program Administration

Status:	Completed 1/18/2017 12:00:00 AM	Objective:	
Location:	,	Outcome:	
		Matrix Code:	General Program Administration (21A)
			National Objective:

Initial Funding Date: 09/22/2015

Description:

CDBG administration funding provides staffing and overall program management, coordination, monitoring, and evaluation of the CDBG program.

Financing

	Fund Type	Grant Year	Grant	Funded Amount	Drawn In Program Year	Drawn Thru Program Year
CDBG	EN	2015	B15UC060506	\$1,334,588.00	\$175,888.39	\$1,334,588.00
Total	Total			\$1,334,588.00	\$175,888.39	\$1,334,588.00

Proposed Accomplishments

Actual Accomplishments

Number assisted:	Owner		Renter		Total		Person	
	Total	Hispanic	Total	Hispanic	Total	Hispanic	Total	Hispanic
White:					0	0		
Black/African American:					0	0		
Asian:					0	0		
American Indian/Alaskan Native:					0	0		
Native Hawaiian/Other Pacific Islander:					0	0		
American Indian/Alaskan Native & White:					0	0		
Asian White:					0	0		
Black/African American & White:					0	0		
American Indian/Alaskan Native & Black/African American:					0	0		
Other multi-racial:					0	0		
Asian/Pacific Islander:					0	0		
Hispanic:					0	0		
Total:	0	0	0	0	0	0	0	0
Female-headed Households:					0			
Income Category:								
	Owner	Renter	Total	Person				
Extremely Low			0					
Low Mod			0					
Moderate			0					
Non Low Moderate			0					
Total	0	0	0	0				
Percent Low/Mod								

Annual Accomplishments

No data returned for this view. This might be because the applied filter excludes all data.

Project:

IDIS Activity:

0012 - 9.132-15 - Economic Development Assistance Fund
5678 - 9.132-15 - Economic Development Assistance Fund

Status:

Open

Objective:

Create economic opportunities

Location:

3403 10th St Ste 400 Low-mod areas Riverside, CA 92501-3658

Outcome:

Availability/accessibility

Matrix Code:

ED Direct Financial Assistance to For-Profits (18A)

National Objective:

LMJ

Initial Funding Date:

09/22/2015

Description:

CDBG funds will be used by the County to provide assistance to private, for-profit businesses including technical assistance, grants, loans, and other activities necessary to carry out economic development activities benefiting low-income persons or low-income communities.

Financing

	Fund Type	Grant Year	Grant	Funded Amount	Drawn In Program Year	Drawn Thru Program Year
CDBG	EN	2015	B15UC060506	\$45,724.58	\$10,766.46	\$19,060.39
	PI			\$4,275.42	\$4,275.42	\$4,275.42
Total	Total			\$50,000.00	\$15,041.88	\$23,335.81

Proposed Accomplishments

Jobs : 5

Actual Accomplishments

Number assisted:

	Owner		Renter		Total		Person	
	Total	Hispanic	Total	Hispanic	Total	Hispanic	Total	Hispanic
White:	0	0	0	0	0	0		0
Black/African American:	0	0	0	0	0	0	0	0
Asian:	0	0	0	0	0	0	0	0
American Indian/Alaskan Native:	0	0	0	0	0	0	0	0
Native Hawaiian/Other Pacific Islander:	0	0	0	0	0	0	0	0
American Indian/Alaskan Native & White:	0	0	0	0	0	0	0	0
Asian White:	0	0	0	0	0	0	0	0
Black/African American & White:	0	0	0	0	0	0	0	0
American Indian/Alaskan Native & Black/African American:	0	0	0	0	0	0	0	0
Other multi-racial:	0	0	0	0	0	0	0	0
Asian/Pacific Islander:	0	0	0	0	0	0	0	0
Hispanic:	0	0	0	0	0	0	0	0
Total:	0	0	0	0	0	0	0	0

Female-headed Households:

0

0

0

Income Category:

	Owner	Renter	Total	Person
Extremely Low	0	0	0	0

Low Mod	0	0	0	0
Moderate	0	0	0	0
Non Low Moderate	0	0	0	0
Total	0	0	0	0
Percent Low/Mod				

Annual Accomplishments

Years	Accomplishment Narrative	# Benefitting
2015	2015 funding \$50,000. To-date, the project is 5% complete. CDBG funds have been used for Administrative costs related to the development of loan documents and materials, guidelines, outreach flyers, and time spent attending 2 local small business events.	
2016	10/5/16 increase PI/decrease EN \$1,288.52, funding remains the same at \$50,000. As of 6/30/17, this Project is 23%. CDBG funds are being utilized by the County of Riverside Economic Development Agency to pay for staff salaries (direct costs), marketing materials, and supplies for the administration and implementation of the Small Business loan program. To-date, 1 loan is in the process of being approved and 2 applications are in the underwriting stages. These small business loans and services are available small business owners that are required to meet the national objective of job creation. Loans are available for businesses that serve the unincorporated communities and cooperating Cities neighborhoods.	

PGM Year:	2015
Project:	0026 - 0.143-15 - Home Enhancement Grant Program
IDIS Activity:	5690 - 0.143-15 - Home Enhancement Grant Program

Status:	Open	Objective:	Provide decent affordable housing
Location:	3403 10th St Ste 400 Countywide Riverside, CA 92501-3658	Outcome:	Affordability
		Matrix Code:	Rehab; Single-Unit Residential (14A)
		National Objective:	LMH

Initial Funding Date: 09/22/2015

Description:

CDBG funds will be used to pay for the costs associated with grants to assist homeowners with rehabilitation of stick-built and modular (attached to private land) owner-occupied single-family residences. Grants are for the cost of repairs relative to the health, safety, and Housing Quality Standards of a property as defined by U.S. Department of Housing and Urban Development.

Financing

	Fund Type	Grant Year	Grant	Funded Amount	Drawn In Program Year	Drawn Thru Program Year
CDBG	EN	2015	B15UC060506	\$311,551.56	\$84,491.35	\$103,392.04
	PI			\$30,037.99	\$30,037.99	\$30,037.99
Total	Total			\$341,589.55	\$114,529.34	\$133,430.03

Proposed Accomplishments

Housing Units : 8

Actual Accomplishments

Number assisted:	Owner		Renter		Total		Person	
	Total	Hispanic	Total	Hispanic	Total	Hispanic	Total	Hispanic

White:	0	0	0	0	0	0	0	0
Black/African American:	0	0	0	0	0	0	0	0
Asian:	0	0	0	0	0	0	0	0
American Indian/Alaskan Native:	0	0	0	0	0	0	0	0
Native Hawaiian/Other Pacific Islander:	0	0	0	0	0	0	0	0
American Indian/Alaskan Native & White:	0	0	0	0	0	0	0	0
Asian White:	0	0	0	0	0	0	0	0
Black/African American & White:	0	0	0	0	0	0	0	0
American Indian/Alaskan Native & Black/African American:	0	0	0	0	0	0	0	0
Other multi-racial:	0	0	0	0	0	0	0	0
Asian/Pacific Islander:	0	0	0	0	0	0	0	0
Hispanic:	0	0	0	0	0	0	0	0
Total:	0	0	0	0	0	0	0	0

Female-headed Households: 0 0 0

Income Category:

	Owner	Renter	Total	Person
Extremely Low	0	0	0	0
Low Mod	0	0	0	0
Moderate	0	0	0	0
Non Low Moderate	0	0	0	0
Total	0	0	0	0
Percent Low/Mod				

Annual Accomplishments

Years	Accomplishment Narrative	# Benefitting
2015	2015 funding \$395,000. Project currently underway. CDBG funds have been used to pay administrative, marketing, and implementation costs of the Home Enhancement Grant Program. To-date, a total of 3 applications are pending and 2 are approved applications are in the Pre-construction phase.	
2016	10/5/16 increase PI/decrease EN \$8,780.37, funding remains the same at \$395,000. 5/16/17 reprog \$19,065.45 to idis#5957, funding reduced to \$375,934.55. 8/1/17 reprog \$9,345 to idis# 5963, funding reduced to \$366,589.55. Project is 42 percent Complete as of 7/26/17. CDBG funds are being utilized by the County of Riverside Economic Development Agency's Neighborhood Enhancement Unit (NEU) to pay for staff salaries (direct costs), marketing materials, and supplies for the administration and implementation of Home Enhancement activities. To-date, 2 projects have been completed and six projects are in the active stages of rehabilitation, with 15 applications pending eligibility review. These Home Rehab activities are available for low-income homeowners in the unincorporated and cooperating neighborhoods that serve predominantly low-income housing, for the purpose of creating a suitable living environment that meet the national objective of Low-Mod Housing.	
2017	8/17/17 reprog \$25,000 to idis#5971, funding reduced to \$341,589.55.	

PGM Year:	2015
Project:	0083 - 0.145-15 - Critical Home Maintenance & Repair Program
IDIS Activity:	5693 - 0.145-15 - Critical Home Maintenance & Repair Program

Status: Completed 6/30/2017 12:00:00 AM

Objective: Provide decent affordable housing

Location: Address Suppressed

Outcome: Affordability

Matrix Code: Rehab; Single-Unit Residential (14A)

National Objective: LMH

Initial Funding Date: 09/22/2015

Description:

Habitat for Humanity will provide preventative home maintenance and critical home repair services for low-income individuals residing in the 3rd and 5th districts. The program will provide minor home repairs such as roof repair, painting, landscaping, ADA access, and fence repair. More critical projects will include water heater installation, furnace, fan and/or AC installation. CDBG funds will be used for staff salaries (direct cost), construction materials, and other program related expenses.

Financing

	Fund Type	Grant Year	Grant	Funded Amount	Drawn In Program Year	Drawn Thru Program Year
CDBG	EN	2015	B15UC060506	\$23,500.00	\$23,500.00	\$23,500.00
		2016	B16UC060506	\$104.94	\$104.94	\$104.94
Total	Total			\$23,604.94	\$23,604.94	\$23,604.94

Proposed Accomplishments

Housing Units : 4

Actual Accomplishments

Number assisted:

	Owner		Renter		Total		Person	
	Total	Hispanic	Total	Hispanic	Total	Hispanic	Total	Hispanic
White:	3	0	0	0	3	0	0	0
Black/African American:	1	0	0	0	1	0	0	0
Asian:	0	0	0	0	0	0	0	0
American Indian/Alaskan Native:	0	0	0	0	0	0	0	0
Native Hawaiian/Other Pacific Islander:	0	0	0	0	0	0	0	0
American Indian/Alaskan Native & White:	0	0	0	0	0	0	0	0
Asian White:	0	0	0	0	0	0	0	0
Black/African American & White:	0	0	0	0	0	0	0	0
American Indian/Alaskan Native & Black/African American:	0	0	0	0	0	0	0	0
Other multi-racial:	0	0	0	0	0	0	0	0
Asian/Pacific Islander:	0	0	0	0	0	0	0	0
Hispanic:	0	0	0	0	0	0	0	0
Total:	4	0	0	0	4	0	0	0

Female-headed Households:

3 0 3

Income Category:

	Owner	Renter	Total	Person
Extremely Low	2	0	2	0
Low Mod	2	0	2	0

Moderate	0	0	0	0
Non Low Moderate	0	0	0	0
Total	4	0	4	0
Percent Low/Mod	100.0%		100.0%	

Annual Accomplishments

Years	Accomplishment Narrative	# Benefitting
2015	2015 funding \$23,500. Project underway. The program provides preventative minor home maintenance and critical home repair services to low-income individuals. Habitat is currently working on two homes. CDBG funds will be used for critical home repairs such as painting, landscaping, fence repair, and minor roof repair.	
2016	10/5/16 increase PI/decrease EN \$917.89, funding remains the same at \$23,500. Reverse prior Reprog, decrease PI/increase EN from idis#5853 \$917.89, funding remains the same at \$23,500. 2/21/17 reprog \$104.94 from idis#5587 for additional costs, funding increased to \$23,604.94. Project complete 2/20/2017. The Sponsor provided minor home maintenance and critical home repair services to low-income individuals, for the purpose of providing decent affordable housing. The Sponsor used CDBG funds to pay for home repairs such as painting, deck/porch repairs, replacement of sliding glass door/windows, and minor roof repairs. By providing affordability with this unique program, the sponsor met the national objective of benefiting 4 low-to moderate-income individuals. Leverage funding were from other CDBG entitlement Cities, Foundations, and Private funds.	

PGM Year:	2015
Project:	0089 - 0.151-15 - Riverside County Affordable Solar Housing Program
IDIS Activity:	5699 - 0.151-15 - Riverside County Affordable Solar Housing Program

Status:	Completed 6/30/2017 12:00:00 AM	Objective:	Provide decent affordable housing		
Location:	Address Suppressed	Outcome:	Affordability		
		Matrix Code:	Energy Efficiency Improvements (14F)	National Objective:	LMH

Initial Funding Date: 09/22/2015

Description:

GRID Alternatives provides training in energy efficiency and installation of solar electric systems for low-income families. CDBG funds will be used for staff salaries benefits (direct cost) and other program related expenses.

Financing

	Fund Type	Grant Year	Grant	Funded Amount	Drawn In Program Year	Drawn Thru Program Year
CDBG	EN	2015	B15UC060506	\$10,000.00	\$5,000.00	\$10,000.00
		2016	B16UC060506	\$768.89	\$768.89	\$768.89
Total	Total			\$10,768.89	\$5,768.89	\$10,768.89

Proposed Accomplishments

Housing Units : 2

Actual Accomplishments

Number assisted:	Owner		Renter		Total		Person	
	Total	Hispanic	Total	Hispanic	Total	Hispanic	Total	Hispanic

White:	2	2	0	0	2	2	0	0
Black/African American:	0	0	0	0	0	0	0	0
Asian:	0	0	0	0	0	0	0	0
American Indian/Alaskan Native:	0	0	0	0	0	0	0	0
Native Hawaiian/Other Pacific Islander:	0	0	0	0	0	0	0	0
American Indian/Alaskan Native & White:	0	0	0	0	0	0	0	0
Asian White:	0	0	0	0	0	0	0	0
Black/African American & White:	0	0	0	0	0	0	0	0
American Indian/Alaskan Native & Black/African American:	0	0	0	0	0	0	0	0
Other multi-racial:	0	0	0	0	0	0	0	0
Asian/Pacific Islander:	0	0	0	0	0	0	0	0
Hispanic:	0	0	0	0	0	0	0	0
Total:	2	2	0	0	2	2	0	0

Female-headed Households: 0 0 0

Income Category:

	Owner	Renter	Total	Person
Extremely Low	1	0	1	0
Low Mod	0	0	0	0
Moderate	1	0	1	0
Non Low Moderate	0	0	0	0
Total	2	0	2	0
Percent Low/Mod	100.0%		100.0%	

Annual Accomplishments

Years	Accomplishment Narrative	# Benefitting
2015	2015 funding \$10,000. Project underway. GRID Alternatives provides training in energy efficiency and installation of solar electric systems for low-income families. GRID is currently working on one home. CDBG funds will be used for staff salaries/benefits (direct cost) and other program related expenses.	
2016	4/19/17 reprog \$2,000 from unencumbered EN for ADC, funding increased to \$12,000. Year-end cleanup reprog unused ADC funding \$1,231.11 to idis#5886, funding reduced to \$10,768.89. Project Completed on 6/30/2017. GRID provided training in energy efficiency and installation of solar electric systems for low- to moderate income families. The Sponsor used CDBG funds for staff salaries/benefits and other program related expenses. By providing affordability with this unique program, the sponsor met the national objective of benefiting 2 low-to moderate-income families. Leverage funding came from General fund.	

PGM Year:	2015
Project:	0030 - 1.76-15 - 1st District Public Facility Fund
IDIS Activity:	5703 - 1.76-15 - 1st District Public Facility Fund

Status: Canceled 9/19/2016 12:00:00 AM Objective: Create suitable living environments

Location: 3403 10th St Riverside, CA 92501-3670 Outcome: Sustainability

Initial Funding Date: 09/22/2015**Description:**

CDBG funds will be used to construct eligible public facilities located in low-income areas or serving low-moderate income persons in the 1st District. As specific and eligible projects are identified, the County will proceed with amendments to the 2015-2016 One Year Action Plan pursuant to the Citizen Participation Plan.

Financing

No data returned for this view. This might be because the applied filter excludes all data.

Proposed Accomplishments

Public Facilities : 1

Actual Accomplishments

Number assisted:

	Owner		Renter		Total		Person	
	Total	Hispanic	Total	Hispanic	Total	Hispanic	Total	Hispanic
White:	0	0	0	0	0	0		0
Black/African American:	0	0	0	0	0	0	0	0
Asian:	0	0	0	0	0	0	0	0
American Indian/Alaskan Native:	0	0	0	0	0	0	0	0
Native Hawaiian/Other Pacific Islander:	0	0	0	0	0	0	0	0
American Indian/Alaskan Native & White:	0	0	0	0	0	0	0	0
Asian White:	0	0	0	0	0	0	0	0
Black/African American & White:	0	0	0	0	0	0	0	0
American Indian/Alaskan Native & Black/African American:	0	0	0	0	0	0	0	0
Other multi-racial:	0	0	0	0	0	0	0	0
Asian/Pacific Islander:	0	0	0	0	0	0	0	0
Hispanic:	0	0	0	0	0	0	0	0
Total:	0	0	0	0	0	0	0	0
Female-headed Households:	0		0		0			

Income Category:

	Owner	Renter	Total	Person
Extremely Low	0	0	0	0
Low Mod	0	0	0	0
Moderate	0	0	0	0
Non Low Moderate	0	0	0	0

Total 0 0 0 0

Percent Low/Mod

Annual Accomplishments

Years **Accomplishment Narrative** **# Benefitting**

2015 2015 funding \$391,740. 12/8/15 reprog \$350,000 to idis#5795, funding reduced to \$41,740. 2/1/16 reprog \$31,740 to idis#5701, funding reduced to \$10,000. Pass-through project. CDBG funds will be reprogrammed in 2016 and used to construct eligible public facilities located in low-income areas or serving low-moderate income persons in the 1st District as specific and eligible projects are identified.

2016 9/19/16 reprog \$10,000 to idis# 5874, funding reduced to \$0. Project canceled, used as pass-thru only.

PGM Year: 2015
Project: 0048 - 4.186-15 - Desert Arc ADA Improvements
IDIS Activity: 5733 - 4.186-15 - Desert Arc ADA Improvements

Status: Completed 3/2/2017 12:00:00 AM Objective: Create suitable living environments

Location: 73255 Country Club Dr Palm Desert, CA 92260-2309 Outcome: Availability/accessibility

Matrix Code: Handicapped Centers (03B) National Objective: LMC

Initial Funding Date: 09/22/2015

Description:

Desert Arc serves the needs of severely disabled adults in Coachella Valley. The Desert Arc's current parking lot is in disrepair and is creating an architectural barrier to disabled clients accessing services at the center. CDBG funds will be used for construction costs associated with the upgrade and improvement of the paved areas.

Financing

	Fund Type	Grant Year	Grant	Funded Amount	Drawn In Program Year	Drawn Thru Program Year
CDBG	EN	2015	B15UC060506	\$30,000.00	\$29,520.00	\$30,000.00
Total	Total			\$30,000.00	\$29,520.00	\$30,000.00

Proposed Accomplishments

Public Facilities : 1

Actual Accomplishments

Number assisted:

	Owner		Renter		Total		Person	
	Total	Hispanic	Total	Hispanic	Total	Hispanic	Total	Hispanic
White:	0	0	0	0	0	0	349	219
Black/African American:	0	0	0	0	0	0	38	0
Asian:	0	0	0	0	0	0	12	0
American Indian/Alaskan Native:	0	0	0	0	0	0	2	0
Native Hawaiian/Other Pacific Islander:	0	0	0	0	0	0	0	0
American Indian/Alaskan Native & White:	0	0	0	0	0	0	0	0
Asian White:	0	0	0	0	0	0	0	0

Black/African American & White:	0	0	0	0	0	0	0
American Indian/Alaskan Native & Black/African American:	0	0	0	0	0	0	0
Other multi-racial:	0	0	0	0	0	0	8
Asian/Pacific Islander:	0	0	0	0	0	0	0
Hispanic:	0	0	0	0	0	0	0
Total:	0	0	0	0	0	0	409

219

Female-headed Households:	0	0	0
---------------------------	---	---	---

Income Category:

	Owner	Renter	Total	Person
Extremely Low	0	0	0	0
Low Mod	0	0	0	409
Moderate	0	0	0	0
Non Low Moderate	0	0	0	0
Total	0	0	0	409
Percent Low/Mod				100.0%

Annual Accomplishments

Years	Accomplishment Narrative	# Benefitting
2015	2015 funding \$30,000. Project Underway-The paving improvement project has been bid out, the lowest responsible bidder has been selected, contracts have been signed, and pre-construction meeting has been held. Currently, the project start date has been delayed due to coordination issues with the City of Palm Desert and the Desert Arcs operating schedule. Desert Arc is attempting to find a time to have work completed that does not violate City ordinances and won't interfere with Desert Arcs operations. At this time, construction is expected to commence within the next couple of weeks. It is anticipated that the project will be complete by the end of June, with the payment and reimbursement requests being submitted in sometime in early to mid-July. To date, there is no public benefit to report.	
2016	Project Complete 10/31/16. The Sponsor completed onsite parking lot improvements in an effort to remove architectural barriers to the high volume of severely disabled adults who access services at the site. Desert Arc serves predominantly low income individuals, and improvements were completed for the purpose of creating a suitable living environment. The Sponsor used CDBG funds to pay for costs associated with the public notice advertising expenses for the project and costs associated with the construction of parking lot improvements. By providing improved access to these public facilities, these improvements met the national objective of benefiting approximately 409 low- to moderate-income residents in the 4th District of Riverside County. Leveraged funding was from the Desert Arcs General Fund. The estimate of 500 clients was based on the assumption that all clients would benefit from the parking lot improvements, however clients not in programs based at Desert Arc were not included in the monthly direct benefit reporting. These include clients are in the Individual Placement Program, Respite Program and some of the clients participate in For Your Independence (FYI) Program, which limits their contact onsite. Additionally, the client growth at Desert Arc was lower than originally projected. Other referring agencies estimated the annual referrals to total approximately 222, which had an impact on Desert Arcs overall proposed number of clients to be served.	

PGM Year:	2015
Project:	0050 - 4.188-15 - Desert AIDS Generator Project, Phase I
IDIS Activity:	5735 - 4.188-15 - Desert AIDS Generator Project, Phase I

Status:	Completed 3/2/2017 12:00:00 AM	Objective:	Create suitable living environments
---------	--------------------------------	------------	-------------------------------------

Location:	1695 N Sunrise Way Palm Springs, CA 92262-3701	Outcome:	Availability/accessibility
-----------	------------------------------------------------	----------	----------------------------

Initial Funding Date: 09/22/2015

Description:

The Desert AIDS Project provides medical care and comprehensive support services to people living with HIV/AIDS in the desert community. D.A.P. will use CDBG funds for costs associated with the first phase of installing an EPA certified emergency back-up generator. Expenses include labor, materials, construction plans, consultants, and permit fees.

Financing

	Fund Type	Grant Year	Grant	Funded Amount	Drawn In Program Year	Drawn Thru Program Year
CDBG	PI			\$34,304.66	\$34,304.66	\$34,304.66
Total	Total			\$34,304.66	\$34,304.66	\$34,304.66

Proposed Accomplishments

Public Facilities : 1

Actual Accomplishments*Number assisted:*

	Owner		Renter		Total		Person	
	Total	Hispanic	Total	Hispanic	Total	Hispanic	Total	Hispanic
White:	0	0	0	0	0	0	4,294	960
Black/African American:	0	0	0	0	0	0	296	12
Asian:	0	0	0	0	0	0	71	1
American Indian/Alaskan Native:	0	0	0	0	0	0	61	24
Native Hawaiian/Other Pacific Islander:	0	0	0	0	0	0	10	3
American Indian/Alaskan Native & White:	0	0	0	0	0	0	0	0
Asian White:	0	0	0	0	0	0	0	0
Black/African American & White:	0	0	0	0	0	0	0	0
American Indian/Alaskan Native & Black/African American:	0	0	0	0	0	0	0	0
Other multi-racial:	0	0	0	0	0	0	43	0
Asian/Pacific Islander:	0	0	0	0	0	0	0	0
Hispanic:	0	0	0	0	0	0	0	0
Total:	0	0	0	0	0	0	4,775	1,000

Female-headed Households:

0

0

0

Income Category:

	Owner	Renter	Total	Person
Extremely Low	0	0	0	2,625
Low Mod	0	0	0	1,531
Moderate	0	0	0	544
Non Low Moderate	0	0	0	75
Total	0	0	0	4,775
Percent Low/Mod				98.4%

Annual Accomplishments

Years	Accomplishment Narrative	# Benefitting
2015	2015 funding \$30,000. Project underway. Currently, the Desert AIDS Project is out to bid for their Generator, Phase I project. Although the project was originally anticipated to be completed by June 30, 2016, the project schedule for completion has been extended. The circumstances related to the necessity to rebid are a result of the first bid process yielding a bid in which the contractor admittedly underpriced. The bid was considered a non-responsive bid, since there were items had overlooked on the bid document, and the contractor officially withdrew their bid. Bids for the second bid process are due 6/8/16.	
2016	9/26/16 increase PI \$21,081.28/decrease EN \$21,081.28, funding remains the same, \$30,000. 10/26/16 reprog \$4,304.66 from idis#5853, funding increased to \$34,304.66. Project Complete 9/30/16. The Sponsor completed the improvements related to the first phase of the EPA certified emergency generator, which serves predominantly low income individuals, for the purpose of creating a suitable living environment. The ultimate goal of the D.A.P. emergency generator project is to install a new generator with adequate capacity to serve the building, while dealing with existing issues related to the placement of a Southern California Edison antiquated transformer box which was located in an internal courtyard at the Desert AIDS Project site. The Sponsor used CDBG funds to pay for construction costs associated with replacing the existing electrical connections in the internal courtyard to support the future generator, installing proper footings, and enclosures to secure the equipment. By providing improved access to these public facilities, these improvements met the national objective of benefiting approximately 4,775 low- to moderate-income residents in the 4th District of Riverside County. Leveraged funding was from the City of Palm Springs Community Development Block Grant Program. Originally, the Sponsor intended to implement Phase I of the Emergency Generator project over a period of approximately 6 months. Due to the time involved with executing the CDBG Sponsors Agreement (five months), coordination with utilities, and the fact that the project had to be bid twice, the amount of time it took to implement the project was increased, along with the reporting period.	

PGM Year:	2015		
Project:	0055 - 5.76-15 - Noble Creek Park Improvement Project		
IDIS Activity:	5740 - 5.76-15 - Noble Creek Park Improvement Project		
Status:	Completed 6/29/2017 12:00:00 AM	Objective:	Create suitable living environments
Location:	650 Oak Valley Pkwy Beaumont, CA 92223-1454	Outcome:	Availability/accessibility
		Matrix Code:	Parks, Recreational Facilities (03F)
		National Objective:	LMC

Initial Funding Date: 09/22/2015

Description:

The Beaumont-Cherry Valley Recreation and Park District will use CDBG funds for ADA restroom expansion, ADA compliant parking and pathway, and signage at the Noble Creek park.

Financing

	Fund Type	Grant Year	Grant	Funded Amount	Drawn In Program Year	Drawn Thru Program Year
CDBG	EN	2015	B15UC060506	\$39,517.16	\$39,517.16	\$39,517.16
	PI			\$3,878.84	\$3,878.84	\$3,878.84
Total	Total			\$43,396.00	\$43,396.00	\$43,396.00

Proposed Accomplishments

Public Facilities : 1

Actual Accomplishments

Number assisted:	Owner		Renter		Total		Person	
	Total	Hispanic	Total	Hispanic	Total	Hispanic	Total	Hispanic
White:	0	0	0	0	0	0	2,034	726
Black/African American:	0	0	0	0	0	0	92	0
Asian:	0	0	0	0	0	0	122	0
American Indian/Alaskan Native:	0	0	0	0	0	0	26	0
Native Hawaiian/Other Pacific Islander:	0	0	0	0	0	0	0	0
American Indian/Alaskan Native & White:	0	0	0	0	0	0	0	0
Asian White:	0	0	0	0	0	0	0	0
Black/African American & White:	0	0	0	0	0	0	0	0
American Indian/Alaskan Native & Black/African American:	0	0	0	0	0	0	0	0
Other multi-racial:	0	0	0	0	0	0	309	0
Asian/Pacific Islander:	0	0	0	0	0	0	0	0
Hispanic:	0	0	0	0	0	0	0	0
Total:	0	0	0	0	0	0	2,583	726
Female-headed Households:	0		0		0			

Income Category:

	Owner	Renter	Total	Person
Extremely Low	0	0	0	0
Low Mod	0	0	0	2,583
Moderate	0	0	0	0
Non Low Moderate	0	0	0	0
Total	0	0	0	2,583
Percent Low/Mod				100.0%

Annual Accomplishments

Years	Accomplishment Narrative	# Benefitting
2015	2015 funding \$43,396. Project Underway. The Beaumont-Cherry Valley Recreation & Park District has completed the design phase and is currently in the process of developing their bid document. The first and second draft bid documents have been submitted to the County for review. Additional revisions to be made were noted, and the final draft is anticipated to be submitted any day. Construction is anticipated to start late July or early August, and will be completed within a thirty day time frame. To date there is no public benefit to report.	
2016	10/19/16 increase PI/decrease EN \$3,878.84, funding remains the same at \$43,396. Proposed was revised to 2,583 based on actual HUD, American Community Survey CDBG Disability data. Project Complete 3/31/17. The Sponsor completed ADA improvements at the Noble Creek Park for the purpose of creating a suitable living environment. The Sponsor used CDBG funds to pay for costs associated with public noticing expenses, and construction expenses related to the renovation of an existing restroom by incorporating ADA improvements, and ADA paths of travel to and from the restroom facilities. By providing improved accessibility to these public facilities, CDBG funded improvements met the national objective of serving the low- to moderate income disabled population by potentially benefiting 2,583 disabled residents in the community of Beaumont. Leveraged funding came from the Beaumont Cherry Valley Recreation and Park District General Fund.	

PGM Year:	2015
Project:	0079 - 5.BEA.27-15 - Street and Sidewalk Project
IDIS Activity:	5744 - 5.BEA.27-15 - Street and Sidewalk Project

Status: Open Objective: Create suitable living environments

Location: 550 E 6th St City wide Beaumont, CA 92223-2253 Outcome: Availability/accessibility

Matrix Code: Street Improvements (03K) National Objective: LMA

Initial Funding Date: 09/22/2015

Description:

The City of Beaumont will use CDBG funds for street improvements along California, Orange, Beaumont, and Cherry Avenue, and 1st through 8th Street to construct sidewalks, to improve pedestrian safety and ADA accessibility.

Financing

	Fund Type	Grant Year	Grant	Funded Amount	Drawn In Program Year	Drawn Thru Program Year
CDBG	EN	2015	B15UC060506	\$149,627.00	\$24,231.19	\$24,231.19
Total	Total			\$149,627.00	\$24,231.19	\$24,231.19

Proposed Accomplishments

People (General) : 8,525

Total Population in Service Area: 8,525

Census Tract Percent Low / Mod: 60.94

Annual Accomplishments

Years	Accomplishment Narrative	# Benefitting
2015	2015 funding \$149,627. The City of Beaumont will construct and rehabilitate streets along California, orange, Beaumont, and Cherry Avenue, and 1st through 8th street by constructing sidewalks, curbs, and gutters, to provide a safe passage for pedestrians and ADA accessibility. The project has basic designs created by the city. A Bid Document is in the process of completion in order to bid out in 2016. The project has 5 % completed. Leverage has been utilized from staff hours working on the sidewalks and making improvements.	
2016	Project Completed 4/11/17, pending final draw after documentation review from the city. The City of Beaumont completed construction of sidewalks, curb, and gutters for the purpose of creating a suitable living environment in the low income areas of Beaumont. The city constructed sidewalk improvements for pedestrian safety and ADA accessibility which began January 27,2017 and completed 4/11/17. The project covered the areas of 7th, 9th, 11th, and 12th streets, and Illinois Ave that included a 6 inch curb, 4inch thick pavement, and ADA ramps which provides now a safe passage. The project is currently completed, notice of completion is filed and pending release of retention to close out the project. Leverage funding was provided through prior year CDBG funding.	

PGM Year: 2015

Project: 0073 - 4.BL.37-15 - Park Improvement Project

IDIS Activity: 5745 - 4.BL.37-15 - Park Improvement Project

Status: Completed 6/30/2017 12:00:00 AM Objective: Create suitable living environments

Location: 405 S Broadway Blythe, CA 92225-2803 Outcome: Availability/accessibility

Matrix Code: Parks, Recreational Facilities (03F) National Objective: LMA

Initial Funding Date:

09/22/2015

Description:

The City of Blythe will use CDBG funds to improve city-owned parks. It is the City's intention to utilize funds to constructor install restroom facilities at Todd Park. Funds will be used to pay for costs associated with these improvements, and other improvements and park upgrades. Specifically, funds will be used to pay for costs including design, construction, equipment, and materials.

Financing

	Fund Type	Grant Year	Grant	Funded Amount	Drawn In Program Year	Drawn Thru Program Year
CDBG	EN	Pre-2015		\$38,580.96	\$0.00	\$0.00
		2014	B14UC060506		\$38,580.96	\$38,580.96
		2015	B15UC060506	\$51,832.97	\$51,832.97	\$51,832.97
	PI			\$856.42	\$856.42	\$856.42
Total	Total			\$91,270.35	\$91,270.35	\$91,270.35

Proposed Accomplishments

Public Facilities : 1

Total Population in Service Area: 15,440

Census Tract Percent Low / Mod: 55.63

Annual Accomplishments

Years	Accomplishment Narrative	# Benefitting
2015	2015 funding \$49,813. 6/16/16 reprog \$36,580.96 from idis#5496, funding increased to \$86,393.96. Project underway. The City of Blythe will use CDBG funds to construct or install a public restroom at Todd Park. Currently, the City's Park Committee and public works department are in the process of determining the most cost effective way in procuring the restroom facility. The two methods under evaluation include bidding the project out and having the restroom facility constructed, or having City staff and/or a contractor complete site preparations, and purchasing a pre-fabricated restroom facility to be placed at the project site. It is anticipated that the parks committee will make a final decision on how they intend to proceed by mid-July after informational and planning meetings have been held. Currently, there is no public benefit to date.	
2016	9/19/16 reprog \$2,000 from idis#5853 for ACTIVITY DELIVERY COSTS, funding increased to \$88,393.96. 10/5/16 increase PI/decrease EN \$51.71, funding remains the same at \$88,393.96. 11/14/16 fiscal reversed draw \$51.72, decrease PI funding \$51.72 back to unencumbered in order for Fiscal to re-draw \$51.72 and allow system to automatically draw \$51.72 from unencumbered instead of reprogramming. Reprog \$51.72 from unencumbered EN back to project, total funding will remain the same at \$88,393.96. 11/15/16 had to repeat reprog \$51.72 from unencumbered EN back to project due to duplicate PI draw that was canceled by Fiscal. 2/2/17 reprog \$2,000 from idis#5852 for ADC, funding increased to \$90,393.96. 5/9/17 reprog \$4,000 from idis#5852 for ADC, funding increased to \$94,393.96. Year-end cleanup reprog unused ADC funding \$3,123.61 to idis#5886, funding reduced to \$91,270.35. Project Complete on 6/30/17. The City completed the construction of restrooms at the Todd Park playground, which serves predominantly low income individuals, for the purpose of creating a suitable living environment. The City used CDBG funds to pay for costs associated with the public notice advertising and construction services. By providing improved access to these public facilities, these improvements met the national objective of benefiting approximately 48,950 residents in the low- to moderate-income community of Blythe. Leverage funding was from the City General fund.	

PGM Year: 2015**Project:** 0056 - 1.CL.04-15- Canyon Lake Home Repair Program**IDIS Activity:** 5746 - 1.CL.04-15- Canyon Lake Home Repair Program**Status:** Canceled 6/27/2017 12:00:00 AM**Objective:** Provide decent affordable housing

Initial Funding Date:09/22/2015

Description:

The City of Canyon Lake will use CDBG funds for the Home Repair Program (HRP) providing basic home rehabilitation services to eligible residents within the City. CDBG funds will cover the cost of direct staffing (selected sub-recipient carrying out activities), materials, and related direct program cost for the home rehabilitation program. The HRP provides grants to seniors, handicapped individuals, and low-income households for necessary repairs to their owner-occupied dwellings. Program is projected to serve 4 clients in the community.

Financing

No data returned for this view. This might be because the applied filter excludes all data.

Proposed Accomplishments

Housing Units : 4

Actual Accomplishments

Number assisted:	Owner		Renter		Total		Person	
	Total	Hispanic	Total	Hispanic	Total	Hispanic	Total	Hispanic
White:	0	0	0	0	0	0		0
Black/African American:	0	0	0	0	0	0	0	0
Asian:	0	0	0	0	0	0	0	0
American Indian/Alaskan Native:	0	0	0	0	0	0	0	0
Native Hawaiian/Other Pacific Islander:	0	0	0	0	0	0	0	0
American Indian/Alaskan Native & White:	0	0	0	0	0	0	0	0
Asian White:	0	0	0	0	0	0	0	0
Black/African American & White:	0	0	0	0	0	0	0	0
American Indian/Alaskan Native & Black/African American:	0	0	0	0	0	0	0	0
Other multi-racial:	0	0	0	0	0	0	0	0
Asian/Pacific Islander:	0	0	0	0	0	0	0	0
Hispanic:	0	0	0	0	0	0	0	0
Total:	0	0	0	0	0	0	0	0
Female-headed Households:	0		0		0			
Income Category:								
	Owner	Renter	Total	Person				
Extremely Low	0	0	0	0				
Low Mod	0	0	0	0				

Moderate	0	0	0	0
Non Low Moderate	0	0	0	0
Total	0	0	0	0
Percent Low/Mod				

Annual Accomplishments

Years	Accomplishment Narrative	# Benefitting
2015	2015 funding \$20,782. Project underway. The City of Canyon Lake provided housing repair to 3 residents for the purpose of creating a suitable living environment. The City along with NHSIE, continue to provide assistance to low-income residents with home repairs including replacing windows, landscape, and weatherization. Continued review of applications is underway to provide assistance to additional residents. No leverage funding was utilized. The City of Canyon Lake will utilize the Neighborhood Housing Services of the Inland Empire to provide home repair assistance to low-income residents in Canyon Lake.	
2016	6/27/17 reprog \$20,782 to idis#5864, City contracted with Habitat for Humanity to do Home Rehab program. Funding reduced to \$0, project canceled.	

PGM Year:	2015				
Project:	0074 - 4.CO.10-15 - Code Enforcement Program				
IDIS Activity:	5747 - 4.CO.10-15 - Code Enforcement Program				
Status:	Completed 2/24/2017 12:00:00 AM		Objective:	Create suitable living environments	
Location:	1515 6th St City-wide Coachella, CA 92236-1713		Outcome:	Sustainability	
			Matrix Code:	Code Enforcement (15)	National Objective: LMA

Initial Funding Date: 09/22/2015

Description:

The City's Code Enforcement program will identify code violations and work with owners to bring their properties into compliance. City Code Enforcement Officers will augment and develop a comprehensive code enforcement program designed to eliminate blight. Proposed program provides the City with adequate staffing capacity to proactively respond to potential code enforcement violations as they are encountered. CDBG funds will be used to implement a enhanced city-wide code enforcement program (which involves hiring an additional officer) to leveraging augmenting existing officer capacity and for other code enforcement costs.

Financing

	Fund Type	Grant Year	Grant	Funded Amount	Drawn In Program Year	Drawn Thru Program Year
CDBG	EN	Pre-2015		\$5,030.19	\$0.00	\$0.00
		2014	B14UC060506		\$5,030.19	\$5,030.19
		2015	B15UC060506	\$357,636.00	\$257,636.00	\$357,636.00
Total	Total			\$362,666.19	\$262,666.19	\$362,666.19

Proposed Accomplishments

People (General) : 48,605

Total Population in Service Area: 48,605

Census Tract Percent Low / Mod: 62.18

Annual Accomplishments

Years	Accomplishment Narrative		# Benefitting
2015	2015 funding \$337,636. 6/16/16 reprog \$20,000 from idis#5748, funding increased to \$357,636. 7/18/16 Year-end cleanup reprog \$5,030.19 from		
2016	Project Complete on 1/30/17. The City of Coachella completed the following Code Enforcement activities, in neighborhoods that serve		
PGM Year:	2015		
Project:	0100 - 4.DHS.20-15 - Park Improvement Project		
IDIS Activity:	5749 - 4.DHS.20-15 - Park Improvement Project		
Status:	Open	Objective:	Create suitable living environments
Location:	65950 Pierson Blvd City-Wide Desert Hot Springs, CA 92240-3044	Outcome:	Sustainability
		Matrix Code:	Parks, Recreational Facilities (03F)
		National Objective:	LMA

Initial Funding Date: 09/22/2015

Description:

CDBG funds will be used to complete park improvements at City owned parks throughout the low- to moderate- income community of Desert Hot Springs. CDBG funds will be used for design, equipment purchases, construction costs, staff salaries, and other costs related to facility improvements.

Financing

	Fund Type	Grant Year	Grant	Funded Amount	Drawn In Program Year	Drawn Thru Program Year
CDBG	EN	2015	B15UC060506	\$212,648.00	\$9,665.23	\$9,665.23
Total	Total			\$212,648.00	\$9,665.23	\$9,665.23

Proposed Accomplishments

Public Facilities : 1

Total Population in Service Area: 37,495

Census Tract Percent Low / Mod: 62.58

Annual Accomplishments

Years	Accomplishment Narrative	# Benefitting
2015	2015 funding \$212,648. 9/22/15 reprog \$29,771 to idis#5779, funding reduced to \$182,877. 10/6/15 reprog \$29,771 from idis#5779, City requested to cancel activity, funding increased to \$212,648. Project underway. Currently, the City of Desert Hot Springs is in the process of drafting the Plans Specifications and Estimates (PS&E) for the Park Improvement project. The details are being completed and the City expects to publish their Notice Inviting Bids for construction improvement in September 2016. Construction is anticipated to commence in October 2016, with construction being completed by January 2017. To date, there is no public benefit to report.	
2016	Project activities currently underway. Project 0% complete. City issued a Request for Proposals for Architectural and Engineering services, with proposals due 7/6/17. City is currently in the process of evaluating proposals and submit their recommendation for approval to County once the review is complete. CDBG funds have been used for the purchase of materials and project management fees. This CDBG funded project is anticipated to be completed in the 2017-2018 CDBG Program Year. There is no public benefit to report to date.	

PGM Year:	2015
Project:	0066 - 2.EV.09-15 - Eastvale Pedestrian Accessibility Improvements

Status:Open

Objective:Create suitable living environments

Location:12363 Limonite Ave Chandler and Shelby Avenue Eastvale, CA 91752-3685

Outcome:Availability/accessibility

Matrix Code:Sidewalks (03L)

National Objective:LMC

Initial Funding Date:09/22/2015

Description:

The City of Eastvale will use CDBG funds to enhance pedestrian safety by installing new, and upgrading existing, pedestrian sidewalk ramps to meet ADA requirements in the Chandler Street and Selby Ave areas of the city.

Financing

	Fund Type	Grant Year	Grant	Funded Amount	Drawn In Program Year	Drawn Thru Program Year
CDBG	EN	2015	B15UC060506	\$130,152.00	\$82,475.41	\$82,475.41
		2016	B16UC060506	\$3,000.00	\$442.30	\$442.30
Total	Total			\$133,152.00	\$82,917.71	\$82,917.71

Proposed Accomplishments

People (General) : 633

Actual Accomplishments

Number assisted:

	Owner		Renter		Total		Person	
	Total	Hispanic	Total	Hispanic	Total	Hispanic	Total	Hispanic
White:	0	0	0	0	0	0		0
Black/African American:	0	0	0	0	0	0	0	0
Asian:	0	0	0	0	0	0	0	0
American Indian/Alaskan Native:	0	0	0	0	0	0	0	0
Native Hawaiian/Other Pacific Islander:	0	0	0	0	0	0	0	0
American Indian/Alaskan Native & White:	0	0	0	0	0	0	0	0
Asian White:	0	0	0	0	0	0	0	0
Black/African American & White:	0	0	0	0	0	0	0	0
American Indian/Alaskan Native & Black/African American:	0	0	0	0	0	0	0	0
Other multi-racial:	0	0	0	0	0	0	0	0
Asian/Pacific Islander:	0	0	0	0	0	0	0	0
Hispanic:	0	0	0	0	0	0	0	0
Total:	0	0	0	0	0	0	0	0

Female-headed Households:	0		0		0	
Income Category:						
	Owner	Renter	Total	Person		
Extremely Low	0	0	0	0		

Low Mod	0	0	0	0
Moderate	0	0	0	0
Non Low Moderate	0	0	0	0
Total	0	0	0	0
Percent Low/Mod				

Annual Accomplishments

Years	Accomplishment Narrative	# Benefitting
2015	2015 funding \$116,377. 6/21/16 reprog \$13,775 from idis#5751, funding increased to \$130,152. The City plans to combine Phase II and Phase III funds with fiscal year 2015/2016 project to complete a more comprehensive pedestrian accessibility project within the City. The City has currently completed their bid documents and specifications for the project. The City will be going out to bid for this project before the end of the fiscal year.	
2016	6/20/17 reprog \$3,000 from idis#5852 for ADC, funding increased to \$133,152. Project is underway. The City of Eastvale is currently in the design and engineering portion. The City is completing the bid document and specifications to be able to bid out project fall of 2017 with completion being early 2018. The City will use CDBG funds to enhance pedestrian safety by installing new and upgrading existing pedestrian sidewalk ramps to meet ADA requirements for the purpose of creating a suitable living environment. The project is 0% complete at this time.	

PGM Year:	2015
Project:	0076 - 4.IW.10-15 - ADA Improvement Project
IDIS Activity:	5752 - 4.IW.10-15 - ADA Improvement Project

Status:	Completed 6/30/2017 12:00:00 AM	Objective:	Provide decent affordable housing
Location:	44950 Eldorado Dr City-Wide Indian Wells, CA 92210-7414	Outcome:	Affordability
		Matrix Code:	Rehab; Other Publicly-Owned Residential Buildings (14D)
		National Objective:	LMH

Initial Funding Date: 09/22/2015

Description:

The City of Indian Wells will utilize CDBG funds to construct ADA Improvements at city-owned properties and facilities. CDBG funds will be used for design, construction, materials, staff salaries, and other direct project expenses.

Financing

	Fund Type	Grant Year	Grant	Funded Amount	Drawn In Program Year	Drawn Thru Program Year
CDBG	EN	Pre-2015		\$19,625.15	\$0.00	\$0.00
		2014	B14UC060506		\$19,625.15	\$19,625.15
Total	Total			\$19,625.15	\$19,625.15	\$19,625.15

Proposed Accomplishments

Housing Units : 212

Actual Accomplishments

Owner		Renter		Total		Person	
Number assisted:	Total	Hispanic	Total	Hispanic	Total	Hispanic	Hispanic

White:	0	0	84	4	84	4	0	0
Black/African American:	0	0	2	0	2	0	0	0
Asian:	0	0	1	0	1	0	0	0
American Indian/Alaskan Native:	0	0	0	0	0	0	0	0
Native Hawaiian/Other Pacific Islander:	0	0	0	0	0	0	0	0
American Indian/Alaskan Native & White:	0	0	2	0	2	0	0	0
Asian White:	0	0	0	0	0	0	0	0
Black/African American & White:	0	0	0	0	0	0	0	0
American Indian/Alaskan Native & Black/African American:	0	0	0	0	0	0	0	0
Other multi-racial:	0	0	0	0	0	0	0	0
Asian/Pacific Islander:	0	0	0	0	0	0	0	0
Hispanic:	0	0	0	0	0	0	0	0
Total:	0	0	89	4	89	4	0	0

Female-headed Households: 0 0 0

Income Category:

	Owner	Renter	Total	Person
Extremely Low	0	0	0	0
Low Mod	0	32	32	0
Moderate	0	37	37	0
Non Low Moderate	0	20	20	0
Total	0	89	89	0
Percent Low/Mod		77.5%	77.5%	

Annual Accomplishments

Years	Accomplishment Narrative	# Benefitting
2015	2015 funding \$14,499. 2/8/16 per HUD instructions project was properly revised from 03-PF to 14D-LMH. 5/25/16 reprog \$24,266.05 from idis#5634, funding increased to \$38,765.05. Project Underway. The City of Indian Wells intends to utilize CDBG funds to complete improvements at their low-income senior housing facility. These improvements consist of the installation of bathtub safety bars in all units, and concrete pathway improvements to remove architectural barriers for residents. Currently, the City is in the process of developing their bid document. It is anticipated that the City will go out to bid by the end of July. There is no benefit to report.	
2016	1/30/16 reprog \$19,139.90 to idis#5921, funding reduced to \$19,625.15. Project Complete. CDBG funds were used to complete upgrades at the senior low- to moderate-income City-owned housing property, Indian Wells Villas. Funds were used to pay costs associated with the installation of 65 safety grab bars at the housing complex. The installation of safety grab bars at the Indian Wells Villas benefited the low- to moderate-income population by creating accessibility to improved safety upgrades for the purpose of creating a suitable living environment. The City used in excess of 5% leveraged funding from their General Fund to pay for costs associated with Project Management, public noticing, and direct project oversight.	

PGM Year:	2015
Project:	0068 - 2.JV.01-15 - Citywide ADA Curb and Sidewalk Upgrades
IDIS Activity:	5753 - 2.JV.01-15 - Citywide ADA Curb and Sidewalk Upgrades

Status:	Completed 3/7/2017 12:00:00 AM	Objective:	Create suitable living environments
Location:	8304 Limonite Ave City-Wide Jurupa Valley, CA 92509-5176	Outcome:	Availability/accessibility

Initial Funding Date: 09/22/2015

Description:

The City of Jurupa Valley will use CDBG funds to construct and install nine (9) ADA accessible curb and sidewalk improvements in low-income areas through out the City.

Financing

	Fund Type	Grant Year	Grant	Funded Amount	Drawn In Program Year	Drawn Thru Program Year
CDBG	EN	2015	B15UC060506	\$117,227.74	\$117,227.74	\$117,227.74
	PI			\$3,165.32	\$3,165.32	\$3,165.32
Total	Total			\$120,393.06	\$120,393.06	\$120,393.06

Proposed Accomplishments

People (General) : 14,501

Actual Accomplishments

Number assisted:

	Owner		Renter		Total		Person	
	Total	Hispanic	Total	Hispanic	Total	Hispanic	Total	Hispanic
White:	0	0	0	0	0	0	9,190	6,235
Black/African American:	0	0	0	0	0	0	768	0
Asian:	0	0	0	0	0	0	350	0
American Indian/Alaskan Native:	0	0	0	0	0	0	300	0
Native Hawaiian/Other Pacific Islander:	0	0	0	0	0	0	27	0
American Indian/Alaskan Native & White:	0	0	0	0	0	0	0	0
Asian White:	0	0	0	0	0	0	0	0
Black/African American & White:	0	0	0	0	0	0	0	0
American Indian/Alaskan Native & Black/African American:	0	0	0	0	0	0	0	0
Other multi-racial:	0	0	0	0	0	0	3,866	0
Asian/Pacific Islander:	0	0	0	0	0	0	0	0
Hispanic:	0	0	0	0	0	0	0	0
Total:	0	0	0	0	0	0	14,501	6,235

Female-headed Households: 0 0 0

Income Category:

	Owner	Renter	Total	Person
Extremely Low	0	0	0	0
Low Mod	0	0	0	14,501
Moderate	0	0	0	0
Non Low Moderate	0	0	0	0
Total	0	0	0	14,501
Percent Low/Mod				100.0%

Annual Accomplishments

Years	Accomplishment Narrative	# Benefitting
2015	2015 funding \$115,990. The City of Jurupa Valley used their CDBG funds to construct and install nine (9) ADA accessible ramps in low-income area throughout the City. The City went out to bid and completed the project in May of 2016.	
2016	Project is complete, CDBG funds were used to construct and install ADA accessible ramps in low-income areas through out the City. The final draw was on 2/2/17, a national objective has been met. 10/14/16 reprog \$2,000 from idis#5853 for ACTIVITY DELIVERY COSTS, funding increased to \$117,990. 12/19/16 reprog \$2,000,from idis#5852 for ADC, funding increased to \$119,990. 1/9/17 reprog \$4,000 from idis#5852 for ADC, funding increased to \$123,990. 2/9/17 reprog remaining ADC funding \$3,596.94 to idis#5922, funding reduced to \$120,393.06. Project Complete 3/1/17. The City of Jurupa Valley constructed and installed nine (9) ADA compliant curb and sidewalk upgrades in the community that serves predominantly low income individuals, for the purpose of creating a suitable living environment. By providing improved access throughout the City of Jurupa Valley, these sidewalk upgrades met the national objective of benefiting approximately 14,501 low- to moderate-income residents in the community of Jurupa Valley. There were no other City funds used for this project.	

PGM Year:	2015
Project:	0057 - 1.LE.44-15 - Lake Elsinore Sidewalk Improvements
IDIS Activity:	5754 - 1.LE.44-15 - Lake Elsinore Sidewalk Improvements

Status:	Completed 6/27/2017 12:00:00 AM	Objective:	Create suitable living environments
Location:	130 S Main St City-Wide Lake Elsinore, CA 92530-4109	Outcome:	Availability/accessibility
		Matrix Code:	Sidewalks (03L)
		National Objective:	LMA

Initial Funding Date: 09/22/2015

Description:

The City of Lake Elsinore will use CDBG funds for street improvements along Sumner Avenue from Lowell Street to Scrivener Street, Silver to Campus Way, Campus Way to Mohr Street to improve pedestrian safety and ADA accessibility Street Improvements. CDBG funds will be used for design and construction costs.

Financing

	Fund Type	Grant Year	Grant	Funded Amount	Drawn In Program Year	Drawn Thru Program Year
CDBG	EN	Pre-2015		\$952.08	\$0.00	\$0.00
		2014	B14UC060506		\$952.08	\$952.08
		2015	B15UC060506	\$47,116.47	\$47,116.47	\$47,116.47
		2016	B16UC060506	\$157.95	\$157.95	\$157.95
	PI			\$3,610.00	\$3,610.00	\$3,610.00
Total	Total			\$51,836.50	\$51,836.50	\$51,836.50

Proposed Accomplishments

People (General) : 10,480

Total Population in Service Area: 10,480

Census Tract Percent Low / Mod: 64.98

Annual Accomplishments

Years	Accomplishment Narrative	# Benefitting
-------	--------------------------	---------------

2015 2015 funding \$196,036. Year-end cleanup 6/30/16, reprog \$1,775.67 from idis#5758, funding increased to \$197,811.67. The City of Lake Elsinore completed plans and designs for sidewalks in various low-income areas of Lake Elsinore. The city Public Works Department is in the process of creating a bid document with the intent of bidding this project out in September 2016. The city will construct sidewalk improvements on Campus Way, Silver Street, and Lindsey Street, between Sumner Avenue and Heald Avenue, Lakeshore Street and Short Street to improve pedestrian safety and ADA accessibility. City is using general funds as leveraging in addition to other CDBG funded projects to complete construction.

2016 1/18/17 reprog \$3,000 from idis#5852 for ADC, funding increased to \$200,811.67. 4/14/17 reprog \$2,000 from idis#5852 for ADC, funding increased to \$202,811.67. 5/17/17 reprog \$151,586.75 per City request to idis#5925, funding reduced to \$51,224.92. 6/5/17 reprog \$157.95 from unencumbered EN for ADC, funding increased to \$51,383.87. 6/21/17 reprog \$453.63 from idis#5852 for ADC, funding increased to \$51,837.50. Completed. 4/11/17. The City of Lake Elsinore completed design plans, and construction of sidewalks for the purpose of creating a suitable living environment in the low income areas of Lake Elsinore. Construction included grading, construction of curb and gutter, sidewalks, construction of an masonry wall, for the purpose of creating a suitable living environment for low-income residents. The city constructed sidewalk improvements on Campus Way, Silver Street, and Lindsey Street, between Sumner Ave and Heald Avenue, Lakeshore Street and Short Street to construct sidewalks and to improve pedestrian safety and ADA accessibility. Leverage funding was provided through CDBG funding and general funds and prior year CDBG funding.

PGM Year: 2015
Project: 0058 - 1.LE.45-15 - Lake Elsinore Senior Center
IDIS Activity: 5755 - 1.LE.45-15 - Lake Elsinore Senior Center

Status: Canceled 9/19/2016 12:00:00 AM **Objective:** Create suitable living environments
Location: 420 E Lakeshore Dr Lake Elsinore, CA 92530-4228 **Outcome:** Availability/accessibility
Matrix Code: Senior Centers (03A) **National Objective:** LMC

Initial Funding Date: 09/22/2015

Description:
The Lake Elsinore Senior Center provides recreation activities to citizens. The center also serves as a cooling center in the summer months. CDBG funds will be used for replacement and installation of a new air-condition system.

Financing
No data returned for this view. This might be because the applied filter excludes all data.

Proposed Accomplishments
Public Facilities : 1
Actual Accomplishments

Number assisted:	Owner		Renter		Total		Person	
	Total	Hispanic	Total	Hispanic	Total	Hispanic	Total	Hispanic
White:	0	0	0	0	0	0		0
Black/African American:	0	0	0	0	0	0	0	0

Asian:	0	0	0	0	0	0	0	0
American Indian/Alaskan Native:	0	0	0	0	0	0	0	0
Native Hawaiian/Other Pacific Islander:	0	0	0	0	0	0	0	0
American Indian/Alaskan Native & White:	0	0	0	0	0	0	0	0
Asian White:	0	0	0	0	0	0	0	0
Black/African American & White:	0	0	0	0	0	0	0	0
American Indian/Alaskan Native & Black/African American:	0	0	0	0	0	0	0	0
Other multi-racial:	0	0	0	0	0	0	0	0
Asian/Pacific Islander:	0	0	0	0	0	0	0	0
Hispanic:	0	0	0	0	0	0	0	0
Total:	0	0	0	0	0	0	0	0

Female-headed Households:	0	0	0
---------------------------	---	---	---

Income Category:

	Owner	Renter	Total	Person
Extremely Low	0	0	0	0
Low Mod	0	0	0	0
Moderate	0	0	0	0
Non Low Moderate	0	0	0	0
Total	0	0	0	0
Percent Low/Mod				

Annual Accomplishments

Years	Accomplishment Narrative	# Benefitting
2015	2015 funding \$19,154. This project has currently been placed on hold with the possible intent of reprogramming the funds to the City's sidewalk project in order to complete the extensive area of sidewalks, curbs, and gutters needed in the low-income areas. The City of Lake Elsinore had planned on replacing the inefficient and non-operative HVAC at the Senior Center for the purpose of providing a suitable living environment for seniors who participate in activities. Leverage funding will include general funds and other CDBG funded projects to complete construction.	
2016	9/19/16 reprog \$19,154 to idis#5755, funding reduced to \$0. Project canceled per City request.	

PGM Year:	2015
Project:	0062 - 1.LE.49-15 - CDBG Administrative Cost - EDA
IDIS Activity:	5759 - 1.LE.49-15 - CDBG Administrative Cost - EDA

Status:	Open	Objective:	
Location:		Outcome:	
		Matrix Code:	General Program Administration (21A)
			National Objective:

Initial Funding Date: 09/22/2015

Description:

The City of Lake Elsinore will allocate funds to the County to provide program management, coordination, monitoring, and evaluation of the City's CDBG Program.

Financing

	Fund Type	Grant Year	Grant	Funded Amount	Drawn In Program Year	Drawn Thru Program Year
CDBG	EN	2015	B15UC060506	\$50,889.00	\$48,102.73	\$48,102.73
Total	Total			\$50,889.00	\$48,102.73	\$48,102.73

Proposed Accomplishments

Actual Accomplishments

Number assisted:	Owner		Renter		Total		Person	
	Total	Hispanic	Total	Hispanic	Total	Hispanic	Total	Hispanic
White:					0	0		
Black/African American:					0	0		
Asian:					0	0		
American Indian/Alaskan Native:					0	0		
Native Hawaiian/Other Pacific Islander:					0	0		
American Indian/Alaskan Native & White:					0	0		
Asian White:					0	0		
Black/African American & White:					0	0		
American Indian/Alaskan Native & Black/African American:					0	0		
Other multi-racial:					0	0		
Asian/Pacific Islander:					0	0		
Hispanic:					0	0		
Total:	0	0	0	0	0	0	0	0
Female-headed Households:					0			
Income Category:								
	Owner	Renter	Total	Person				
Extremely Low			0					
Low Mod			0					
Moderate			0					
Non Low Moderate			0					
Total	0	0	0	0				
Percent Low/Mod								

Annual Accomplishments

No data returned for this view. This might be because the applied filter excludes all data.

PGM Year:	2015
Project:	0081 - 3.MR.37-15 - Pedestrian Safety Enhancement Project
IDIS Activity:	5762 - 3.MR.37-15 - Pedestrian Safety Enhancement Project

Status: Open Objective: Create suitable living environments

Location: 1 Town Sq City-Wide Murrieta, CA 92562-7922 Outcome: Availability/accessibility

Matrix Code: Sidewalks (03L) National Objective: LMC

Initial Funding Date: 09/22/2015

Description:

CDBG funds will be used to enhance pedestrian safety by installing and upgrading existing sidewalks to meet ADA accessibility requirements throughout the city. The project will include the installation or upgrade of 36 ADA improvements.

Financing

	Fund Type	Grant Year	Grant	Funded Amount	Drawn In Program Year	Drawn Thru Program Year
CDBG	EN	2015	B15UC060506	\$236,909.00	\$0.00	\$0.00
		2016	B16UC060506	\$3,000.00	\$689.81	\$689.81
Total	Total			\$239,909.00	\$689.81	\$689.81

Proposed Accomplishments

People (General) : 5,856

Actual Accomplishments

Number assisted:

	Owner		Renter		Total		Person	
	Total	Hispanic	Total	Hispanic	Total	Hispanic	Total	Hispanic
White:	0	0	0	0	0	0		0
Black/African American:	0	0	0	0	0	0	0	0
Asian:	0	0	0	0	0	0	0	0
American Indian/Alaskan Native:	0	0	0	0	0	0	0	0
Native Hawaiian/Other Pacific Islander:	0	0	0	0	0	0	0	0
American Indian/Alaskan Native & White:	0	0	0	0	0	0	0	0
Asian White:	0	0	0	0	0	0	0	0
Black/African American & White:	0	0	0	0	0	0	0	0
American Indian/Alaskan Native & Black/African American:	0	0	0	0	0	0	0	0
Other multi-racial:	0	0	0	0	0	0	0	0
Asian/Pacific Islander:	0	0	0	0	0	0	0	0
Hispanic:	0	0	0	0	0	0	0	0
Total:	0	0	0	0	0	0	0	0
Female-headed Households:	0		0		0			

Income Category:

	Owner	Renter	Total	Person
Extremely Low	0	0	0	0
Low Mod	0	0	0	0
Moderate	0	0	0	0

Non Low Moderate	0	0	0	0
Total	0	0	0	0
Percent Low/Mod				

Annual Accomplishments

Years	Accomplishment Narrative	# Benefitting
2015	2015 funding \$236,909. The City of Murrieta is currently in the design phase of the project. The City is currently working on the bid documents and specifications for the project. The City anticipates being ready to go out to bid in July 2016 with construction to begin in fall of 2016. 7/21/16 reprog \$89,256.32 from idis#4991, funding increased to \$326,165.32.	
2016	2/2/17 per City request reprog \$89,256.32 to idis#5365, funding decreased to \$236,909. 3/27/17 reprog \$3,000 from idis#5879 for ADC, funding increased to \$239,909. Project Underway. The City of Murrieta has completed the design and engineering portion of the project. Bid document and specifications were reviewed and the City was given authorization to go out to bid for the project. The City opened bids on June 1, 2017 with the pre-construction meeting held on 7/17/17. The City would like to begin the project on July 31, 2017 with completion to be fall of 2017. The City will be using CDBG funds to install new and upgrading existing pedestrian facility ramps to meet ADA requirements throughout the City for the purpose of creating a suitable living environment. Zero percent of the project is complete at this time.	

PGM Year:	2015
Project:	0071 - 2.NR.38-15 - Ingalls Park ADA Restroom Project Phase II
IDIS Activity:	5765 - 2.NR.38-15 - Ingalls Park ADA Restroom Project Phase II

Status:	Open	Objective:	Create suitable living environments
Location:	3737 Crestview Dr Norco, CA 92860-1772	Outcome:	Availability/accessibility
		Matrix Code:	Parks, Recreational Facilities (03F)
		National Objective:	LMC

Initial Funding Date: 09/22/2015

Description:

CDBG funds will be used to purchase and install an additional pre-fabricated, fully-equipped, ADA-accessible restroom at Ingalls Park in the City of Norco to improve access for disabled individuals.

Financing

	Fund Type	Grant Year	Grant	Funded Amount	Drawn In Program Year	Drawn Thru Program Year
CDBG	EN	2015	B15UC060506	\$74,657.00	\$4,149.50	\$4,149.50
Total	Total			\$74,657.00	\$4,149.50	\$4,149.50

Proposed Accomplishments

Public Facilities : 1

Actual Accomplishments

	Owner		Renter		Total		Person	
Number assisted:	Total	Hispanic	Total	Hispanic	Total	Hispanic	Total	Hispanic
White:	0	0	0	0	0	0		0
Black/African American:	0	0	0	0	0	0	0	0

Asian:	0	0	0	0	0	0	0	0
American Indian/Alaskan Native:	0	0	0	0	0	0	0	0
Native Hawaiian/Other Pacific Islander:	0	0	0	0	0	0	0	0
American Indian/Alaskan Native & White:	0	0	0	0	0	0	0	0
Asian White:	0	0	0	0	0	0	0	0
Black/African American & White:	0	0	0	0	0	0	0	0
American Indian/Alaskan Native & Black/African American:	0	0	0	0	0	0	0	0
Other multi-racial:	0	0	0	0	0	0	0	0
Asian/Pacific Islander:	0	0	0	0	0	0	0	0
Hispanic:	0	0	0	0	0	0	0	0
Total:	0	0	0	0	0	0	0	0

Female-headed Households:	0	0	0
---------------------------	---	---	---

Income Category:

	Owner	Renter	Total	Person
Extremely Low	0	0	0	0
Low Mod	0	0	0	0
Moderate	0	0	0	0
Non Low Moderate	0	0	0	0
Total	0	0	0	0
Percent Low/Mod				

Annual Accomplishments

Years	Accomplishment Narrative	# Benefitting
2015	2015 funding \$70,657. The City of Norco is currently in the design phase of this project. The City is currently working on getting specifications and bid documents together for EDA staff review. The City hopes to be able to bid this project out by fall of 2016.	
2016	7/6/17 reprog \$4,000 for ADC from idis#5852, funding increased to \$74,657. Project Underway. The City of Norco has completed the design and engineering portion of the project with the bid document and specifications reviewed and approved. The City will be going out to bid by the end of August 2017 with construction to begin fall of 2017 and completion of the project to be early 2018. 0% of the project is complete at this time. CDBG funds will be used to complete ADA restroom improvements at the City's Ingalls Park.	

PGM Year:	2015
Project:	0072 - 3.SJ.04-15 - Downtown San Jacinto Street Improvements
IDIS Activity:	5766 - 3.SJ.04-15 - Downtown San Jacinto Street Improvements

Status:	Open	Objective:	Create suitable living environments
Location:	595 S San Jacinto Ave City-Wide San Jacinto, CA 92583-4134	Outcome:	Sustainability
		Matrix Code:	Street Improvements (03K)
		National Objective:	LMA

Initial Funding Date: 09/22/2015

Description:

The City of San Jacinto will use CDBG funds to construct street improvements that consist of pavement, grinding, overlay, and striping, as well as minor curb gutter and sidewalk enhancements in low moderate income areas in the city. CDBG funds will be used for project design, engineering, and construction.

Financing

	Fund Type	Grant Year	Grant	Funded Amount	Drawn In Program Year	Drawn Thru Program Year
CDBG	EN	2015	B15UC060506	\$419,233.14	\$375,251.97	\$375,251.97
Total	Total			\$419,233.14	\$375,251.97	\$375,251.97

Proposed Accomplishments

People (General) : 8,465

Total Population in Service Area: 8,465

Census Tract Percent Low / Mod: 78.09

Annual Accomplishments

Years	Accomplishment Narrative	# Benefitting
2015	2015 funding \$560,309. (Includes \$280,000 advance for 16/17) Project has not yet started, will be going out to bid in August 2016. Street improvements will consist of pavement, grinding, overlay, and striping, as well as minor curb/gutter and sidewalk enhancements in low/moderate income areas in the city. CDBG funds will be used for project design, engineering, and construction. 6/23/16 reprog \$160,000 to City Code Enforcement IDIS#5831, funding reduced to \$400,309.	
2016	Project 94% complete. The City is waiting for the contractor to complete minor repair work. Once this is completed, the Notice of Completion will be filed. After the appropriate timeframe we will have the retention release and the project will be 100% complete. The City completed street improvements that consisted of pavement, grinding, overlay, and striping, as well as minor curb/gutter and sidewalk enhancements in low- moderate income areas of the city, for the purpose of creating a suitable living environment. The City used CDBG funds to pay for design, engineering, and construction costs. By promoting viable communities, the City met the national objective of benefiting approximately 8,465 low- to moderate- income individuals. Leveraged funding came from Measure A (\$100,000). 7/24/17 reprog \$18,924.14 from idis#5831 (city code enforcement) funding increased to \$419,233.14.	

PGM Year: 2015

Project: 0065 - 1.WD.12-15 - Wildomar/Sedco Sidewalk Project

IDIS Activity: 5769 - 1.WD.12-15 - Wildomar/Sedco Sidewalk Project

Status: Open

Objective: Create suitable living environments

Location: 23873 Clinton Keith Rd Ste 201 Wildomar Rd and Sedco Blvd
Wildomar, CA 92595-9735

Outcome: Sustainability

Matrix Code: Sidewalks (03L)

National Objective: LMA

Initial Funding Date: 09/22/2015

Description:

The City of Wildomar will pave and replace sidewalks on Wildomar Road and Sedco Blvd. CDBG funds will be used for design and construction cost.

Financing

	Fund Type	Grant Year	Grant	Funded Amount	Drawn In Program Year	Drawn Thru Program Year
CDBG	EN	Pre-2015		\$98,830.39	\$0.00	\$0.00
		2014	B14UC060506		\$8,050.38	\$8,050.38
		2016	B16UC060506	\$446.13	\$446.13	\$446.13
Total	Total			\$99,276.52	\$8,496.51	\$8,496.51

Proposed Accomplishments

People (General) : 1,235

Total Population in Service Area: 1,235

Census Tract Percent Low / Mod: 74.09

Annual Accomplishments

Years	Accomplishment Narrative	# Benefitting
2015	2015 funding \$96,130. 5/9/16 reprog \$5,000 from idis#5768, funding increased to \$101,130. 5/11/16 reprog \$114,387.50 from idis#5595 (City Gateway Project-canceled), funding increased to \$215,517.50. 6/22/16 reprog \$20,000 from idis#5767, funding increased to \$235,517.50. The City of Wildomar will construct, and improve sidewalks in the low-income area of Sedco. The city currently has this project on hold to evaluate the best effort in completing the project for the purpose of providing accessibility of sidewalks in low-income communities. The city is seeking assistance to carry out this activity. The project site area has been determined, but there is at least 95% work to be completed which includes plans and design, bid document, and actual construction. Project is projected to be completed by May 2017.	
2016	12/23/16 reprog \$10,000 to idis#5933, funding decreased to \$225,517.50. Project Underway as of March 23, 2017. The City of Wildomar plans to construct sidewalks improvement project in low income areas of Wildomar for the purpose of creating a suitable living environment. The city advertised for designs/plans and selected TKE Engineering Inc., as of April 12, 2017 to complete plans for the sidewalks, gutters, and curbs for sustainability. The plans are scheduled to be completed by September 19, 2017. Construction bids will be conducted by November 2017 and construction to begin by February 2018. City General funds are being used as leveraging. 1/9/17 reprog \$3,000 from idis#5852 for ADC, funding increased to \$228,517.50. 3/7/17 reprog \$2,000 from idis#5933 for ADC, funding increased to \$230,517.50. 4/6/17 reprog \$1,000 from idis#5879 for ADC, funding increased to \$231,517.50. 4/14/17 reprog \$2,000 from idis#5852 for ADC, funding increased to \$233,517.50. 7/17/17 reprog \$8,883.25 from idis#5933, funding increased to \$242,400.75.	
2017	8/10/17 reprog \$4,000 from idis#5852 for ADC, funding increased to \$246,400.75. 8/17/17 Per City request reprog \$147,124.23 to idis#5940, funding reduced to \$99,276.52.	

PGM Year: 2015

Project: 0013 - 9.133-15 - Countywide Road Improvement Projects

IDIS Activity: 5776 - 9.133-15 - Countywide Road Improvement Projects

Status: Canceled 9/19/2016 12:00:00 AM

Objective: Create suitable living environments

Location: 3403 10th St Riverside, CA 92501-3670

Outcome: Sustainability

Matrix Code: Public Facilities and Improvement
(General) (03)

National Objective: LMC

Initial Funding Date: 09/22/2015

Description:

PASS-THRU Activity Only. The County will use CDBG funds for eligible road improvement projects in low-income areas throughout the County. As specific eligible projects are identified, the County will proceed with substantial amendments to the 2015-2016 One Year Action Plan pursuant to the Citizen Participation Plan.

Financing

No data returned for this view. This might be because the applied filter excludes all data.

Proposed Accomplishments

Public Facilities : 1

Actual Accomplishments

Number assisted:	Owner		Renter		Total		Person	
	Total	Hispanic	Total	Hispanic	Total	Hispanic	Total	Hispanic
White:	0	0	0	0	0	0		0
Black/African American:	0	0	0	0	0	0	0	0
Asian:	0	0	0	0	0	0	0	0
American Indian/Alaskan Native:	0	0	0	0	0	0	0	0
Native Hawaiian/Other Pacific Islander:	0	0	0	0	0	0	0	0
American Indian/Alaskan Native & White:	0	0	0	0	0	0	0	0
Asian White:	0	0	0	0	0	0	0	0
Black/African American & White:	0	0	0	0	0	0	0	0
American Indian/Alaskan Native & Black/African American:	0	0	0	0	0	0	0	0
Other multi-racial:	0	0	0	0	0	0	0	0
Asian/Pacific Islander:	0	0	0	0	0	0	0	0
Hispanic:	0	0	0	0	0	0	0	0
Total:	0	0	0	0	0	0	0	0
Female-headed Households:	0		0		0			
Income Category:								
	Owner	Renter	Total	Person				
Extremely Low	0	0	0	0				
Low Mod	0	0	0	0				
Moderate	0	0	0	0				
Non Low Moderate	0	0	0	0				
Total	0	0	0	0				
Percent Low/Mod								

Annual Accomplishments

Years	Accomplishment Narrative	# Benefitting
-------	--------------------------	---------------

2015	2015 funding \$203,986. 9/22/15 reprog \$236,030 from idis#5563, funding increased to \$440,016.1/14/16 due to PI receipted, increase from unencumbered \$15,991.73, funding increased to \$456,007.73. 2/23/16 reprog \$390,000 to idis#5805, funding reduced to \$66,007.73. 7/18/16 year-end cleanup reprog \$81,395.80 (\$5,297.20 from idis#5808, \$4,866.56 from idis#5801, \$70,863.98 from idis#5805, \$209.23 from idis#5676, \$158.83 from idis#5775) funding increased to \$147,403.53. 7/28/16 reprog \$910.25 from (\$609 from idis#5696/ \$301.25 from idis#5677) funding increased to \$148,313.78.7/28/16 repro \$2,592.38 from EN unencumbered (PI receipted),funding increased to \$150,906.16. 8/8/16 year-end cleanup, reprog \$2,678.99 from idis#5829, funding increased to \$153,585.15. Project Underway, this is a pass-thru project only, as specific eligible projects are identified, the County will proceed with substantial amendments pursuant to the Citizen Participation Plan.
------	-------------------------------------------------------------------------------------------------------------------------------------------------------------------------------------------------------------------------------------------------------------------------------------------------------------------------------------------------------------------------------------------------------------------------------------------------------------------------------------------------------------------------------------------------------------------------------------------------------------------------------------------------------------------------------------------------------------------------------------------------------------------------------------------------------------------------------------------------------------------------------------------------------------------------------------------------------------------------------------------------------------------

2016	9/19/16 reprog pass-thru funds forward to idis #5852, 2016 project. Funding decreased to \$0, project canceled.
------	-----------------------------------------------------------------------------------------------------------------

PGM Year:	2015
Project:	0014 - 9.134-15 - Countywide Public Facility Fund
IDIS Activity:	5777 - 9.134-15 - Countywide Public Facility Fund

Status:	Canceled 9/19/2016 12:00:00 AM	Objective:	Create suitable living environments
Location:	3403 10th St Riverside, CA 92501-3670	Outcome:	Sustainability
		Matrix Code:	Public Facilities and Improvement (General) (03)
		National Objective:	LMC

Initial Funding Date: 09/22/2015

Description:

PASS-THRU Activity Only. The County will use CDBG funds for eligible community facility projects in low-income area throughout the County. As specific eligible projects are identified, the County will proceed with substantial amendments to the 2015-2016 One Year Action Plan pursuant to the Citizen Participation Plan.

Financing

No data returned for this view. This might be because the applied filter excludes all data.

Proposed Accomplishments

Public Facilities : 1

Actual Accomplishments

Number assisted:	Owner		Renter		Total		Person	
	Total	Hispanic	Total	Hispanic	Total	Hispanic	Total	Hispanic
White:	0	0	0	0	0	0		0
Black/African American:	0	0	0	0	0	0	0	0
Asian:	0	0	0	0	0	0	0	0
American Indian/Alaskan Native:	0	0	0	0	0	0	0	0
Native Hawaiian/Other Pacific Islander:	0	0	0	0	0	0	0	0
American Indian/Alaskan Native & White:	0	0	0	0	0	0	0	0
Asian White:	0	0	0	0	0	0	0	0
Black/African American & White:	0	0	0	0	0	0	0	0
American Indian/Alaskan Native & Black/African American:	0	0	0	0	0	0	0	0

Other multi-racial:	0	0	0	0	0	0	0	0
Asian/Pacific Islander:	0	0	0	0	0	0	0	0
Hispanic:	0	0	0	0	0	0	0	0
Total:	0	0	0	0	0	0	0	0

Female-headed Households:	0	0	0
---------------------------	---	---	---

Income Category:

	Owner	Renter	Total	Person
Extremely Low	0	0	0	0
Low Mod	0	0	0	0
Moderate	0	0	0	0
Non Low Moderate	0	0	0	0
Total	0	0	0	0
Percent Low/Mod				

Annual Accomplishments

Years	Accomplishment Narrative	# Benefitting
2015	2015 funding \$203,987. 9/22/15 reprog \$61,805.34 from idis#5524, funding increased to \$265,792.34. 9/22/15 reprog \$236,030 from idis#5563, funding increased to \$501,822.34. 10/27/15 reprog \$36,522.90 from idis#5206, funding increased to \$538,345.24. 12/9/15 reprog \$127,040 (\$2,040 to idis#5798/\$125,000 to idis #5799) funding reduced to \$411,305.24. 12/23/15 reprog \$8,002.67 from unencumbered (result of PI receipted and funded to projects), funding increased to \$419,307.91.1/14/16 reprog \$50,000 to idis#5801, funding reduced to \$369,307.91. 2/9/16 reprog \$88,957.90(WILDOMAR CANCELED PROJECT-HOLD FUNDING)from idis#5537, funding increased to \$458,265.81. 4/15/16 reprog \$10,000 to idis#5808, funding reduced to \$448,265.81.4/15/16 reprog \$125,000 to idis#5809, funding reduced to \$323,265.81. 4/15/16 reprog \$21,000 to idis#5810, funding reduced to \$302,265.81. 4/15/16 reprog \$33,000 (\$5,000 2015 and \$28,000 2016)to idis#5811, funding reduced to \$269,265.81. 5/5/16 reprog \$5,000 to idis#5813, funding reduced to \$264,265.81. 5/5/16 reprog \$5,000 to idis#5814, funding reduced to \$259,265.81. 5/5/16 reprog \$5,000 to idis#5815, funding reduced to \$254,265.81. 5/9/16 reprog \$750 to idis#5811, funding reduced to \$253,515.81. 5/11/16 reprog \$5,000 to idis#5817, funding reduced to \$248,515.81. 5/11/16 reprog \$5,000 to idis#5118, funding reduced to \$243,515.81. 5/11/16 reprog \$5,000 to idis#5819, funding reduced to \$238,515.81. 5/17/16 reprog \$5,000 to idis#5821,funding reduced to \$233,515.81. 5/17/16 reprog \$5,000 to idis#5822, funding decreased to \$228,515.81. 5/18/16 reprog \$3,000 to idis#5823, funding reduced to \$225,515.81. 5/18/16 reprog \$3,000 to idis#5824, funding reduced to \$222,515.81. 5/19/16 reprog \$5,000 to idis#5825 funding reduced to \$217,515.81. 6/1/16 reprog \$5,000 to idis#5827, funding reduced to \$212,515.81. 6/10/16 due to receipted PI, increase EN funds by \$26,723.29. Funding increased to \$239,239.10. 6/16/16 reprog \$3,000 to idis#5829, funding reduced to \$236,239.10. 6/29/16 reprog \$3,000 to idis#5832, funding reduced to \$233,239.10. 7/12/16 reprog \$5,646.90 from unencumbered (PI receipted), funding increased to \$238,886. 7/13/16 reprog \$7,771.91 to idis#5677, funding reduced to \$231,114.09.	
2016	8/2/16 reprog \$760.66 to idis#5811, funding reduced to \$230,353.43. 8/3/16 reprog \$100,000 (2015 yr-end cleanup) to idis#5563, funding reduced to \$130,353.43. 9/19/16 reprog 2015 pass-thru funds \$130,353.43 forward to idis#5853, funding reduced to \$0. Project canceled.	

PGM Year:	2015
Project:	0080 - 5.BN.32-15 - Lions Park ADA Improvements
IDIS Activity:	5778 - 5.BN.32-15 - Lions Park ADA Improvements

Status:	Completed 3/2/2017 12:00:00 AM	Objective:	Create suitable living environments
---------	--------------------------------	------------	-------------------------------------

Location: 955 N Hargrave St Banning, CA 92220-2627

Outcome: Availability/accessibility

Matrix Code: Parks, Recreational Facilities (03F)

National Objective: LMA

Initial Funding Date: 09/22/2015

Description:

The City of Banning will use CDBG funds leveraged with existing funds for the design and construction of improvements to Lions Park for ADA compliance. Improvements will be made to the parking lot, restrooms, and field areas to provide access to individuals with disabilities.

Financing

	Fund Type	Grant Year	Grant	Funded Amount	Drawn In Program Year	Drawn Thru Program Year
CDBG	EN	2015	B15UC060506	\$125,534.37	\$19,371.30	\$125,534.37
Total	Total			\$125,534.37	\$19,371.30	\$125,534.37

Proposed Accomplishments

Public Facilities : 1

Total Population in Service Area: 13,134

Census Tract Percent Low / Mod: 63.05

Annual Accomplishments

Years	Accomplishment Narrative	# Benefitting
2015	2015 funding \$173,818. First phase of project complete. The City of Banning utilized CDBG funds for the design and construction of improvements to Lions Park. Improvements were made to the parking lot, two soccer fields, ADA ramp, and landscaping. Leveraged funding was used to assist with park improvements. Improvements made will provide for greater accessibility as required by the Americans with Disabilities Act. The City will use remaining CDBG funds to make additional improvements at Lions Park. These improvements consist of expansion of the park, and the construction of multi-purpose fields.	
2016	1/30/17 reprog \$48,283.63 to idis#5911, funding reduced to \$125,534.37. Project Complete 10/31/16. The City completed improvements at the Lions Park, which serves predominantly low income individuals residing within the area, for the purpose of creating a suitable living environment. The City used CDBG funds to pay for costs associated with the design and construction of the park improvements to the parking lot, two soccer fields, installation of an ADA ramp, and landscaping. By providing improved access to these public facilities, these improvements met the national objective of benefiting approximately 13,134 low- to moderate-income residents in the community of Banning. Leveraged funding was from the City General fund.	

PGM Year: 2015

Project: 0102 - 5.80-15 - March Field Air Museum ADA Project

IDIS Activity: 5785 - 5.80-15 - March Field Air Museum ADA Project

Status: Completed 6/29/2017 12:00:00 AM

Objective: Create suitable living environments

Location: 22550 Van Buren Blvd March Air Reserve Base, CA 92518-2400

Outcome: Availability/accessibility

Matrix Code: Public Facilities and Improvement (General) (03)

National Objective: LMC

Initial Funding Date: 10/19/2015

Description:

The March Field Air Museum provides a display of aircraft and other military artifact exhibits for review by the community. The museum also offers educational programs and a museum library. The project will allow accessibility to guests countywide by creating sidewalks along pathways leading to the airplanes and along the parking area, and rehabilitation of the front walkway entrance creating an ADA pathway. CDBG funds will be used for design and construction cost.

Financing

	Fund Type	Grant Year	Grant	Funded Amount	Drawn In Program Year	Drawn Thru Program Year
CDBG	EN	Pre-2015		\$114,430.00	\$0.00	\$0.00
		2014	B14UC060506		\$100,530.00	\$114,430.00
Total	Total			\$114,430.00	\$100,530.00	\$114,430.00

Proposed Accomplishments

People (General) : 266,160

Actual Accomplishments

<i>Number assisted:</i>	Owner		Renter		Total		Person	
	Total	Hispanic	Total	Hispanic	Total	Hispanic	Total	Hispanic
White:	0	0	0	0	0	0	184,236	86,841
Black/African American:	0	0	0	0	0	0	15,978	0
Asian:	0	0	0	0	0	0	8,050	0
American Indian/Alaskan Native:	0	0	0	0	0	0	3,491	0
Native Hawaiian/Other Pacific Islander:	0	0	0	0	0	0	471	0
American Indian/Alaskan Native & White:	0	0	0	0	0	0	0	0
Asian White:	0	0	0	0	0	0	0	0
Black/African American & White:	0	0	0	0	0	0	0	0
American Indian/Alaskan Native & Black/African American:	0	0	0	0	0	0	0	0
Other multi-racial:	0	0	0	0	0	0	53,934	0
Asian/Pacific Islander:	0	0	0	0	0	0	0	0
Hispanic:	0	0	0	0	0	0	0	0
Total:	0	0	0	0	0	0	266,160	86,841
Female-headed Households:	0		0		0			

Income Category:

	Owner	Renter	Total	Person
Extremely Low	0	0	0	0
Low Mod	0	0	0	266,160
Moderate	0	0	0	0
Non Low Moderate	0	0	0	0
Total	0	0	0	266,160
Percent Low/Mod				100.0%

Annual Accomplishments

Years	Accomplishment Narrative	# Benefitting
--------------	---------------------------------	----------------------

2015	New project, reprog \$125,000 from idis#5642, funding increased to \$125,000. (4/27/16 reprog \$88,703.78 from idis#5642 for HOLDING to reprog to 2016 EDM-ADA Assessment Project 9.147-16), funding increased to \$213,703.78. Project underway. MFAM plans to construct sidewalks around the back lot area of the museum for the purpose of providing ADA accessibility. Plans have been completed for the area, the estimated cost is \$105,000. A bid document is being completed with the intent to advertise in July 2016. The project is 50% complete. A contractor will be selected by September 2016, work should begin October 2016 and be completed by December 2016. There are no other funds being used as leveraging, the project will be completed using CDBG funding only.
2016	9/19/16 reverse 4/27/16 reprog \$88,703.78 which was HELD to reprog to 2016 EDM-ADA Assessment Project 9.147-16. Funding reduced to \$125,000. 3/13/17 reprog \$5,000 to idis#5821 for ADC, funding reduced to \$120,000. 4/6/17 reprog \$5,570 to idis#5812, funding reduced to \$114,430. Project complete 4/6/17. MFAM constructed sidewalks around the back lot area of the museum for the purpose of providing ADA accessibility. Plans for the project were completed in the initial phase for a cost of \$105,000 which provided access for disabled individuals to access the displays. Bid documents for RFP was advertised and in July 2016. Construction work began in October 2016 with the construction of sidewalks around the exhibits and at the entrance of the facility creating a suitable environment for disabled visitors to access the facility. Construction cost was \$96,582.00. In-kind of staff time to manage the project was used as leverage of the project funds.

PGM Year:	2015
Project:	0103 - 9.135-15 - CDBG Program Administration-20% PI
IDIS Activity:	5787 - 9.135-15 - CDBG Program Administration-20%PI

Status:	Completed 8/31/2016 12:00:00 AM	Objective:	
Location:		Outcome:	
		Matrix Code:	General Program Administration (21A)
			National Objective:

Initial Funding Date: 01/14/2016

Description:

Financing

	Fund Type	Grant Year	Grant	Funded Amount	Drawn In Program Year	Drawn Thru Program Year
CDBG	PI			\$14,739.24	\$648.09	\$14,739.24
Total	Total			\$14,739.24	\$648.09	\$14,739.24

Proposed Accomplishments

Actual Accomplishments

Number assisted:	Owner		Renter		Total		Person	
	Total	Hispanic	Total	Hispanic	Total	Hispanic	Total	Hispanic
White:					0	0		
Black/African American:					0	0		
Asian:					0	0		
American Indian/Alaskan Native:					0	0		
Native Hawaiian/Other Pacific Islander:					0	0		
American Indian/Alaskan Native & White:					0	0		
Asian White:					0	0		

Black/African American & White:	0	0							
American Indian/Alaskan Native & Black/African American:	0	0							
Other multi-racial:	0	0							
Asian/Pacific Islander:	0	0							
Hispanic:	0	0							
Total:	0	0	0	0	0	0	0	0	0
Female-headed Households:	0								

Income Category:

	Owner	Renter	Total	Person
Extremely Low			0	
Low Mod			0	
Moderate			0	
Non Low Moderate			0	
Total	0	0	0	0
Percent Low/Mod				

Annual Accomplishments

No data returned for this view. This might be because the applied filter excludes all data.

PGM Year:	2015
Project:	0104 - 4.191-15 - North Shore Community Park
IDIS Activity:	5794 - 4.191-15 - North Shore Community Park

Status:	Open	Objective:	Create suitable living environments
Location:	45305 Oasis St 70th Ave and Sea View Way, North Shore Indio, CA 92201-4337	Outcome:	Sustainability
		Matrix Code:	Parks, Recreational Facilities (03F)
		National Objective:	LMA

Initial Funding Date: 12/08/2015

Description:

The Desert Recreation District (DRD) intends to develop a five (5) acre park in the unincorporated community of North Shore. The proposed public use park will include a general purpose sports field, skate plaza, sports court, playground, splash pad, pavilions, restrooms, and parking. Community Development Block Grant (CDBG) funds will be used by DRD for predevelopment and other costs including: architecture, engineering, and design; testing; inspections; project management; and other activities.

Financing

	Fund Type	Grant Year	Grant	Funded Amount	Drawn In Program Year	Drawn Thru Program Year
CDBG	EN	Pre-2015		\$194,600.00	\$0.00	\$0.00
		2014	B14UC060506		\$87,260.25	\$194,600.00
		2016	B16UC060506	\$91,083.02	\$89,367.77	\$89,367.77
	PI			\$5,598.65	\$5,598.65	\$5,598.65

Total	Total			\$291,281.67	\$182,226.67	\$289,566.42
--------------	--------------	--	--	---------------------	---------------------	---------------------

Proposed Accomplishments

Public Facilities : 1

Total Population in Service Area: 2,650

Census Tract Percent Low / Mod: 80.00

Annual Accomplishments

Years	Accomplishment Narrative	# Benefitting
2015	Proposed to serve 2,650 in LMA. 12/8/15 new project, BOS 12.8.15, reprog \$200,000 from idis#5737, funding increased to \$200,000. Project Underway. The Desert Recreation District has completed 95% of the pre-construction phase of the North Shore Park Project. The bidding process will soon commence, with bids due in mid-August and the contractor selection being completed by the end of August. Construction is estimated to begin in September, with a seven to eight month construction schedule, putting the project completion date around April 2017.	
2016	9/26/16 increase PI \$5,400/decrease EN \$5,400, funding remains the same at \$200,000. 10/14/16 reprog \$2,000 from idis#5853 for ACTIVITY DELIVERY COSTS, funding increased to \$202,000. 2/28/17 reprog \$89,281.67 from idis#5879, funding increased to \$291,281.67. Project activities underway. All CDBG funds allocated to the project have been expended on soft costs. However, seeing as how the project has yet to be constructed, a National Objective has not been met. Project is currently 0 percent complete. The first bid process on the construction of park improvements came in over budget, which resulted in the need to go through a second bid process. Currently, the project is out to bid, with bids due July 19, 2017. Upon review and analysis of bids, staff will recommend the lowest responsive bidder be awarded the construction contract at the July 26, 2017 Board of Directors Meeting. At this time, it is estimated the construction phase will commence around September 15, 2017.	

PGM Year:	2015
Project:	0105 - 1.77-15 - Good Hope Park Improvements
IDIS Activity:	5795 - 1.77-15 - Good Hope Park Improvements

Status:	Open	Objective:	Create suitable living environments
Location:	21565 Steele Peak Dr Unincorp areas of Good Hope-Meadowbrook Perris, CA 92570-8296	Outcome:	Sustainability
		Matrix Code:	Parks, Recreational Facilities (03F)
		National Objective:	LMA

Initial Funding Date: 12/08/2015

Description:

The Riverside County Regional Park and Open Space District will use \$350,000 in Community Development Block Grant (CDBG) funds to pay costs associated with comprehensive improvements and upgrades to the Good Hope Community Center and Park. Improvements will include playgrounds, play surfaces, restrooms, parking, safety & security, Americans with Disabilities Act (ADA) upgrades, landscaping, building renovations, and other enhancements. Eligible costs include construction, materials, design & engineering, inspections, and project administration.

Financing

	Fund Type	Grant Year	Grant	Funded Amount	Drawn In Program Year	Drawn Thru Program Year
CDBG	EN	2015	B15UC060506	\$360,000.00	\$32,810.20	\$32,810.20
		2016	B16UC060506	\$433,565.80	\$0.00	\$0.00
Total	Total			\$793,565.80	\$32,810.20	\$32,810.20

Proposed Accomplishments

Public Facilities : 1

Total Population in Service Area: 26,540

Census Tract Percent Low / Mod: 65.03

Annual Accomplishments

Years	Accomplishment Narrative	# Benefitting
2015	New project, BOS 12/8/15. Proposed to serve 29,725 in LMA. 12/8/15 reprog \$350,000 from idis# 5703, funding increased to \$350,000. Project underway. Riverside County Regional Park and Open-Space District has award Community works for the design phase of their Park project. Improvements include tree removal, safety & security, landscaping, irrigation, demolition of basketball court, site grading and drainage, perimeter trail, athletic field, and other enhancements.	
2016	2/23/17 reprog \$150,000 from idis#5873, funding increased to \$500,000. 6/28/17 reprog \$293,565.80 from (\$228,747 idis#5874, \$64,818.80 idis#5945) funding increased to \$793,565.80. Project underway. Board approval for Plans and Specifications to Advertise for Bids will be on July 25, 2017. The project will provide comprehensive improvements and upgrades to the Good Hope Park, for the purpose of creating a suitable living environment. CDBG funds will pay for design and construction. By providing improved accessibility, these improvements will met the national objective of benefiting approximately 26,540 low- to moderate-income residents within the areas. No leveraging funding.	

PGM Year: 2015
Project: 0106 - 3.115-15 - San Jacinto Area Parks Improvements
IDIS Activity: 5796 - 3.115-15 - San Jacinto Parks Improvements Project

Status: Open **Objective:** Create suitable living environments

Location: 901 W Esplanade Ave Park- 421 Mistle Toe Ave, San Jacinto
San Jacinto, CA 92582-4501 **Outcome:** Sustainability

Matrix Code: Parks, Recreational Facilities (03F) **National Objective:** LMA

Initial Funding Date: 12/09/2015

Description:

The Valley-Wide Recreation & Park District will use Community Development Block Grant (CDBG) funds to pay for new playground equipment, play surfaces, safety enhancements, and other upgrades at four (4) park locations: Mistletoe Park, Salle Park, Valley-Wide Park, and Valle Vista Park. Eligible expenses include the purchase of playground equipment and surface materials; labor; project management, and other eligible activities. Proposed to benefit 35,345 low-moderate income area residents.

Financing

	Fund Type	Grant Year	Grant	Funded Amount	Drawn In Program Year	Drawn Thru Program Year
CDBG	EN	Pre-2015		\$191,266.00	\$0.00	\$0.00
		2014	B14UC060506		\$191,266.00	\$191,266.00
		2015	B15UC060506	\$308,734.00	\$178,792.57	\$178,792.57
Total	Total			\$500,000.00	\$370,058.57	\$370,058.57

Proposed Accomplishments

Public Facilities : 1

Total Population in Service Area: 35,345

Census Tract Percent Low / Mod: 56.92

Annual Accomplishments

Years	Accomplishment Narrative	# Benefitting
2015	New project (BOS sub-amend 12/8/15). 12/9/15 reprog \$125,000 from idis#5710, funding increased to \$125,000. 5/4/16 reprog \$375,000 (\$125,000 idis#5797, \$125,000 idis#5798, \$125,000 idis#5799) City combined four park activities into one. Funding increased to \$500,000. Project underway. Valley-Wide Recreation & Park District has award IVL Contractors the Park project. Improvements will be done on 4 parks (Mistletoe, Salle, Valley-wide Regional, and Valle Vista)to include general items of work consisting of installation of new, removal, repair and/or replacement of landscaping, ADA access curb ramps, sidewalks, and all associated work as identified on the construction drawings identified in various locations throughout the Valley Wide Recreation and Park District.	
2016	Project complete 12/5/2016, waiting on Sponsor to send in Notice of Completion to release the retention. The Sponsor completed improvements at Mistletoe Park, Salle Park, Valley-Wide Park, and Valle Vista Park, which serves predominantly low income individuals residing within the area, for the purpose of creating a suitable living environment. The Sponsor used CDBG funds to pay for costs associated with new playground equipment, play surfaces, safety enhancements, and installation of new, removal, repair and/or replacement of landscaping, ADA access curb ramps, and sidewalks. By providing improved access to these parks, these improvements met the national objective of benefiting approximately 34,120 low- to moderate-income residents within the areas. No leveraging funding. Remaining funds will be reprogrammed.	

PGM Year:	2015		
Project:	0116 - 9.137-15 - Ripley Waterwaste System Improvements		
IDIS Activity:	5809 - 9.137-15 - Ripley Waterwaste System Improvements		
Status:	Completed 3/2/2017 12:00:00 AM	Objective:	Create suitable living environments
Location:	3403 10th St County CSA 122 Riverside, CA 92501-3670	Outcome:	Sustainability
		Matrix Code:	Water/Sewer Improvements (03J)
		National Objective:	LMA

Initial Funding Date: 04/15/2016

Description:

The County will use CDBG funds to pay for upgrades to the community wastewater and sewer treatment systems including back-up generators, monitoring systems, and other energy-efficient upgrades to ensure continued system operation as well as public health and safety.

Financing

	Fund Type	Grant Year	Grant	Funded Amount	Drawn In Program Year	Drawn Thru Program Year
CDBG	EN	2015	B15UC060506	\$101,757.60	\$0.00	\$101,757.60
	PI			\$69,827.73	\$69,827.73	\$69,827.73
Total	Total			\$171,585.33	\$69,827.73	\$171,585.33

Proposed Accomplishments

People (General) : 990

Total Population in Service Area: 990

Census Tract Percent Low / Mod: 86.36

Annual Accomplishments

Years	Accomplishment Narrative	# Benefitting
-------	--------------------------	---------------

2015	4/15/16 reprog \$125,000 from idis#5777, funding increased to \$125,000. Project Underway. To date, the project is 66% complete. The Sponsor has purchased the generator and lift station pumps, and will be submitting the invoice for payment in the near future. The Sponsor continues to work with vendors to develop a treatment facility monitoring system. The project is anticipated to be completed by October 2016. To date, there is no public benefit to report. 6/15/16 reprog \$9,676.30 from idis#5810, funding increased to \$134,676.30.
2016	9/26/16 reprog \$36,545.82 (\$35,000 from idis#5905 and \$1,545.82 from idis#5853), funding increased to \$171,222.12. 11/7/16 reprog \$286.72 from idis#5853, funding increased to \$171,508.84. 11/29/16 reprog \$76.49 for ADC, funding increased to \$171,585.33. Project Complete 12/23/16. The County of Riverside Economic Development Agency completed the improvements wastewater improvements that serve predominantly low income individuals, for the purpose of creating a suitable living environment. The County of Riverside Economic Development Agency used CDBG funds to pay for equipment costs, including the generator, lift station pumps and treatment facility monitoring system, required for the Wastewater System. By providing sustainability (promoting livable or viable communities), these improvements met the national objective of benefiting approximately 1,000 low- to moderate-income residents in the community of Ripley.

PGM Year:	2015
Project:	0118 - 9.139-15 - Desert Center Wastewater System Improvements
IDIS Activity:	5811 - 9.139-15 - Desert Center Wastewater System Improvements

Status:	Completed 11/30/2016 12:00:00 AM	Objective:	Create suitable living environments
Location:	3403 10th St Ste 400 Unincorporated Community of Lake Tamarisk Desert Center Riverside, CA 92501-3658	Outcome:	Sustainability
		Matrix Code:	Water/Sewer Improvements (03J)
		National Objective:	LMA

Initial Funding Date: 04/15/2016

Description:

The County will use CDBG funds to pay for the installation of a new back-up generator to ensure continued system operation as well as public health and safety for this remote, rural community. Unincorporated Community of Lake Tamarisk (Desert Center)

Financing

	Fund Type	Grant Year	Grant	Funded Amount	Drawn In Program Year	Drawn Thru Program Year
CDBG	EN	Pre-2015		\$29,510.66	\$0.00	\$0.00
		2014	B14UC060506		\$760.66	\$29,510.66
		2015	B15UC060506	\$5,000.00	\$0.00	\$5,000.00
Total	Total			\$34,510.66	\$760.66	\$34,510.66

Proposed Accomplishments

- People (General) : 2,000
- Total Population in Service Area: 2,000
- Census Tract Percent Low / Mod: 62.25

Annual Accomplishments

Years	Accomplishment Narrative	# Benefitting
-------	--------------------------	---------------

2015 4/15/16 reprog \$33,000 from idis#5777 (\$5,000-2015 funds and \$28,000 2014 funds). Funding increased to \$33,000. 5/9/16 reprog \$750 from idis#5777 (to cover additional cost), funding increased to \$33,750. Project Complete. CDBG funds were used to purchase of a new back-up generator to ensure continued system operation as well as public health and safety for this remote, rural community. The purchase and installation of this equipment will promote a viable living community for this low- to moderate-income areas population. Pending final payment of invoice in 2016-17, complete project next year.

2016 Project was completed in FY 2015-16 but pending final payment. 8/2/16 reprog \$760.66 from idis#5777, funding increased to \$34,510.66.

PGM Year: 2014
Project: 0101 - 4.168-14 - Colorado River Community Center
IDIS Activity: 5812 - 4.168-14 - Activity Delivery Cost- Colorado River Community Center

Status: Open Objective: Create suitable living environments

Location: 10 Rio Loco Blythe, CA 92225-9537 Outcome: Availability/accessibility

Matrix Code: Public Facilities and Improvement (General) (03) National Objective: LMA

Initial Funding Date: 05/05/2016

Description:

CDBG funds will be used for Activity Delivery Cost related to the Colorado River Senior Center Project using CDBG funds to pay for ADA upgrades and facility improvements including kitchen renovations, energy efficiency, water system, foundation stabilization, and other improvements. The Center provides essential services and programs to seniors and residents in the remote Colorado River Communities.

Financing

	Fund Type	Grant Year	Grant	Funded Amount	Drawn In Program Year	Drawn Thru Program Year
CDBG	EN	Pre-2015		\$17,723.68	\$0.00	\$0.00
		2014	B14UC060506		\$10,630.03	\$11,897.46
		2015	B15UC060506	\$8,532.61	\$6,780.67	\$8,532.61
	PI			\$11,313.71	\$11,313.71	\$11,313.71
Total	Total			\$37,570.00	\$28,724.41	\$31,743.78

Proposed Accomplishments

Total Population in Service Area: 3,460
 Census Tract Percent Low / Mod: 66.76

Annual Accomplishments

Years	Accomplishment Narrative	# Benefitting
2015	5/5/16 reprog \$10,000 from idis#5670 (for activity delivery cost), funding increased to \$10,000. CDBG funds will be used for Activity Delivery Cost related to the Colorado River Senior Center Project using CDBG funds to pay for ADA upgrades and facility improvements including kitchen renovations, energy efficiency, water system, foundation stabilization, and other improvements. The Center provides essential services and programs to seniors and residents in the remote Colorado River Communities. 7/12/16 reprog \$500 from idis#5732, funding increased to \$10,500.	

2016 9/27/16 reprog \$10,000 from idis#5853, funding increased to \$20,500. 10/4/16 increase PI/decrease EN \$1,010.04, funding remains the same \$20,500. 10/5/16 increase PI/decrease EN \$1,220.52, funding remains the same at \$20,500. 12/7/16 reprog \$7,500 from idis#5853, funding increased to \$28,000. 4/6/17 reprog \$5,570 from idis #5785, funding increased to \$33,570. 4/13/17 reprog \$4,000 from idis#5852, funding increased to \$37,570.

PGM Year: 2015
Project: 0105 - 1.77-15 - Good Hope Park Improvements
IDIS Activity: 5813 - 1.77-15 - Activity Delivery Cost- Good Hope Park Improvements

Status: Open **Objective:** Create suitable living environments
Location: 21565 Steele Peak Dr Unincorp areas of Good Hope-Meadowbrook Perris, CA 92570-8296 **Outcome:** Sustainability
Matrix Code: Parks, Recreational Facilities (03F) **National Objective:** LMA

Initial Funding Date: 05/05/2016

Description:

CDBG funds will be used for Activity Delivery Cost for The Riverside County Regional Park and Open Space District Project associated with comprehensive improvements and upgrades to the Good Hope Community Center and Park. Improvements include playgrounds, play surfaces, restrooms, parking, safety & security, Americans with Disabilities Act (ADA) upgrades, landscaping, building renovations, and other enhancements. Eligible costs include construction, materials, design & engineering, inspections, and project administration.

Financing

	Fund Type	Grant Year	Grant	Funded Amount	Drawn In Program Year	Drawn Thru Program Year
CDBG	EN	Pre-2015		\$5,712.54	\$0.00	\$0.00
		2014	B14UC060506		\$5,689.85	\$5,712.54
		2015	B15UC060506	\$95.25	\$0.00	\$95.25
		2016	B16UC060506	\$16,238.72	\$5,302.39	\$5,302.39
	PI			\$1,192.21	\$1,192.21	\$1,192.21
Total	Total			\$23,238.72	\$12,184.45	\$12,302.39

Proposed Accomplishments

Total Population in Service Area: 29,725

Census Tract Percent Low / Mod: 66.16

Annual Accomplishments

Years	Accomplishment Narrative	# Benefitting
2015	5/5/16 reprog \$5,000 from idis#5777 (for activity delivery cost), funding increased to \$5,000. CDBG funds will be used for Activity Delivery Cost for The Riverside County Regional Park and Open Space District Project associated with comprehensive improvements and upgrades to the Good Hope Community Center and Park. Improvements include playgrounds, play surfaces, restrooms, parking, safety & security, Americans with Disabilities Act (ADA) upgrades, landscaping, building renovations, and other enhancements.	
2016	10/5/16 increase PI/decrease EN \$105.10, funding remains the same at \$5,000. 3/27/17 reprog \$2,000 from idis#5852 for ADC, funding increased to 7,000.4/18/17 reprog \$2,000 from idis#5852, funding increased to \$9,000. 4/19/17 reprog \$3,744.93 from unencumbered for ADC, funding increased to \$12,744.93. 7/18/17 reprog \$10,493.79 from idis#5945 for ADC, funding increased to \$23,238.72.	

PGM Year: 2015
Project: 0106 - 3.115-15 - San Jacinto Area Parks Improvements
IDIS Activity: 5814 - 3.115-15 - Activity Delivery Cost- San Jacinto Parks Improvements Project

Status: Open **Objective:** Create suitable living environments
Location: 901 W Esplanade Ave City Parks San Jacinto, CA 92582-4501 **Outcome:** Sustainability
Matrix Code: Parks, Recreational Facilities (03F) **National Objective:** LMA

Initial Funding Date: 05/05/2016

Description:

CDBG funds will be used for Activity Delivery Cost related to the Valley-Wide Recreation & Park District playground equipment, play surfaces, safety enhancements, and other upgrades at four (4) park locations: Mistletoe Park, Salle Park, Valley-Wide Park, and Valle Vista Park. Eligible expenses include the purchase of playground equipment and surface materials; labor; project management, and other eligible activities. Proposed to benefit 35,345 low-moderate income area residents.

Financing

	Fund Type	Grant Year	Grant	Funded Amount	Drawn In Program Year	Drawn Thru Program Year
CDBG	EN	Pre-2015		\$6,003.73	\$0.00	\$0.00
		2014	B14UC060506		\$3,570.28	\$5,293.31
		2016	B16UC060506	\$2,161.66	\$2,161.66	\$2,161.66
	PI			\$5,834.61	\$5,834.61	\$5,834.61
Total	Total			\$14,000.00	\$11,566.55	\$13,289.58

Proposed Accomplishments

Total Population in Service Area: 35,345
 Census Tract Percent Low / Mod: 56.92

Annual Accomplishments

Years	Accomplishment Narrative	# Benefitting
2015	5/5/16 reprog \$5,000 from idis#5777 (for activity delivery cost), funding increased to \$5,000. CDBG funds will be used for Activity Delivery Cost related to the Valley-Wide Recreation & Park District playground equipment, play surfaces, safety enhancements, and other upgrades at four (4) park locations: Mistletoe Park, Salle Park, Valley-Wide Park, and Valle Vista Park.	
2016	10/5/16 increase PI/decrease EN \$996.27, funding remains the same at \$5,000. 11/7/16 reprog \$5,000 from idis#5853, funding increased to \$10,000. 12/19/16 reprog \$2,000, from idis#5852 for ADC, funding increased to \$12,000. 4/13/17 reprog \$2,000 from idis#5852 for ADC, funding increased to \$14,000.	

PGM Year: 2015
Project: 0072 - 3.SJ.04-15 - Downtown San Jacinto Street Improvements
IDIS Activity: 5815 - 3.SJ.04-15 - Activity Delivery Cost- Downtown San Jacinto Street Improvements

Status: Open **Objective:** Create suitable living environments

Location: 595 S San Jacinto Ave City-wide San Jacinto, CA 92583-4134

Outcome: Sustainability

Matrix Code: Street Improvements (03K)

National Objective: LMA

Initial Funding Date: 05/05/2016

Description:

CDBG funds will be used for Activity Service Cost related to the City of San Jacinto project using CDBG funds to construct street improvements that consist of pavement, grinding, overlay, and striping, as well as minor curb gutter and sidewalk enhancements in low moderate income areas in the city. The project includes design, engineering, and construction.

Financing

	Fund Type	Grant Year	Grant	Funded Amount	Drawn In Program Year	Drawn Thru Program Year
CDBG	EN	Pre-2015		\$2,310.12	\$0.00	\$0.00
		2014	B14UC060506		\$1,489.92	\$2,310.12
		2016	B16UC060506	\$6,113.33	\$2,943.67	\$2,943.67
	PI			\$2,925.68	\$2,925.68	\$2,925.68
Total	Total			\$11,349.13	\$7,359.27	\$8,179.47

Proposed Accomplishments

Total Population in Service Area: 8,465

Census Tract Percent Low / Mod: 78.09

Annual Accomplishments

Years	Accomplishment Narrative	# Benefitting
2015	5/5/16 reprog \$5,000 from idis#5777 (for activity service cost), funding increased to \$5,000. Funding will be used for Program Manager project delivery costs associated with the City of San Jacinto's project to construct street improvements that consist of pavement, grinding, overlay, and striping, as well as minor curb/gutter and sidewalk enhancements.	
2016	10/5/16 increase PI/decrease EN \$1,101.37, funding remains the same at \$5,000. 3/27/17 reprog \$3,000 from idis#5852 for ADC, funding increased to \$8,000. 6/26/17 reprog \$3,349.13 from (\$3,111.13 idis#5898/\$238 unencumbered EN) for ADC, funding increased to \$11,349.13.	

PGM Year: 2012
Project: 0093 - City of Murrieta
IDIS Activity: 5817 - 3.MR.28-12 - Activity Delivery Cost- Murrieta Senior Center Expansion Project

Status: Canceled 3/13/2017 12:00:00 AM

Objective: Create suitable living environments

Location: 41717 Juniper St Murrieta, CA 92562-6265

Outcome: Availability/accessibility

Matrix Code: Senior Centers (03A)

National Objective: LMC

Initial Funding Date: 05/11/2016

Description:

CDBG funds will be used for Activity Delivery Costs related to the City of Murrieta senior center facility design and construction expansion project. The 900 square foot expansion will include a new fitness center.

Financing

No data returned for this view. This might be because the applied filter excludes all data.

Proposed Accomplishments**Actual Accomplishments**

<i>Number assisted:</i>	Owner		Renter		Total		Person	
	Total	Hispanic	Total	Hispanic	Total	Hispanic	Total	Hispanic
White:	0	0	0	0	0	0		0
Black/African American:	0	0	0	0	0	0	0	0
Asian:	0	0	0	0	0	0	0	0
American Indian/Alaskan Native:	0	0	0	0	0	0	0	0
Native Hawaiian/Other Pacific Islander:	0	0	0	0	0	0	0	0
American Indian/Alaskan Native & White:	0	0	0	0	0	0	0	0
Asian White:	0	0	0	0	0	0	0	0
Black/African American & White:	0	0	0	0	0	0	0	0
American Indian/Alaskan Native & Black/African American:	0	0	0	0	0	0	0	0
Other multi-racial:	0	0	0	0	0	0	0	0
Asian/Pacific Islander:	0	0	0	0	0	0	0	0
Hispanic:	0	0	0	0	0	0	0	0
Total:	0	0	0	0	0	0	0	0
Female-headed Households:	0		0		0			

Income Category:

	Owner	Renter	Total	Person
Extremely Low	0	0	0	0
Low Mod	0	0	0	0
Moderate	0	0	0	0
Non Low Moderate	0	0	0	0
Total	0	0	0	0
Percent Low/Mod				

Annual Accomplishments

Years	Accomplishment Narrative	# Benefitting
2015	5/11/16 reprog \$5,000 from idis#5777 (for activity delivery costs), funding increased to \$5,000. Program Manager activity delivery costs will be allocated to this activity as it relates to the City of Murrieta Phase II Senior Center expansion project. The interior improvements include new floor, painting and window treatments. The City is currently completing the bid documents and specifications, they plan to go out to bid in July 2016 with the start of the project set for fall 2016.	

2016 3/13/17 reprog \$5,000 for activity delivery costs to idis#5365, funding reduced to \$0. Project canceled.

PGM Year: 2015
Project: 0100 - 4.DHS.20-15 - Park Improvement Project
IDIS Activity: 5818 - 4.DHS.20-15 - Activity Delivery Cost- Park Improvement Project

Status: Open Objective: Create suitable living environments
Location: 65950 Pierson Blvd Desert Hot Springs, CA 92240-3044 Outcome: Sustainability
Matrix Code: Parks, Recreational Facilities (03F) National Objective: LMA

Initial Funding Date: 05/11/2016

Description:

CDBG funds will be used for activity delivery costs related to the park improvements including design, equipment purchases, construction costs, staff salaries, and other costs related to facility improvements at City owned parks throughout the low- to moderate- income community of Desert Hot Springs.

Financing

	Fund Type	Grant Year	Grant	Funded Amount	Drawn In Program Year	Drawn Thru Program Year
CDBG	EN	Pre-2015		\$4,952.39	\$0.00	\$0.00
		2014	B14UC060506		\$1,378.31	\$1,378.31
	PI			\$47.61	\$47.61	\$47.61
Total	Total			\$5,000.00	\$1,425.92	\$1,425.92

Proposed Accomplishments

Total Population in Service Area: 37,495
Census Tract Percent Low / Mod: 62.58

Annual Accomplishments

Years	Accomplishment Narrative	# Benefitting
2015	5/11/16 reprog \$5,000 from idis#5777 (for activity delivery cost), funding increased to \$5,000. CDBG funds will be used for Program Manager activity delivery costs related to the park improvements which will include design, equipment purchases, construction costs, staff salaries, and other costs related to facility improvements at City owned parks throughout the low- to moderate- income community of Desert Hot Springs.	

2016

PGM Year: 2015
Project: 0055 - 5.76-15 - Noble Creek Park Improvement Project
IDIS Activity: 5819 - 5.76-15 - Activity Delivery Cost- Noble Creek Park Improvement Project

Status: Completed 6/30/2017 12:00:00 AM

Objective: Create suitable living environments

Location: 650 Oak Valley Pkwy Beaumont, CA 92223-1454

Outcome: Availability/accessibility

Matrix Code: Parks, Recreational Facilities (03F)

National Objective: LMC

Initial Funding Date: 05/11/2016

Description:

CDBG funds will be used for activity delivery costs for the Beaumont-Cherry Valley Recreation and Park District ADA restroom expansion, ADA compliant parking and pathway, and signage at the Noble Creek park.

Financing

	Fund Type	Grant Year	Grant	Funded Amount	Drawn In Program Year	Drawn Thru Program Year
CDBG	EN	Pre-2015		\$1,030.28	\$0.00	\$0.00
		2014	B14UC060506		\$658.09	\$1,030.28
		2015	B15UC060506	\$2,189.35	\$2,189.35	\$2,189.35
	PI			\$3,969.72	\$3,969.72	\$3,969.72
Total	Total			\$7,189.35	\$6,817.16	\$7,189.35

Proposed Accomplishments

Actual Accomplishments

<i>Number assisted:</i>	Owner		Renter		Total		Person	
	Total	Hispanic	Total	Hispanic	Total	Hispanic	Total	Hispanic
White:	0	0	0	0	0	0		0
Black/African American:	0	0	0	0	0	0	0	0
Asian:	0	0	0	0	0	0	0	0
American Indian/Alaskan Native:	0	0	0	0	0	0	0	0
Native Hawaiian/Other Pacific Islander:	0	0	0	0	0	0	0	0
American Indian/Alaskan Native & White:	0	0	0	0	0	0	0	0
Asian White:	0	0	0	0	0	0	0	0
Black/African American & White:	0	0	0	0	0	0	0	0
American Indian/Alaskan Native & Black/African American:	0	0	0	0	0	0	0	0
Other multi-racial:	0	0	0	0	0	0	0	0
Asian/Pacific Islander:	0	0	0	0	0	0	0	0
Hispanic:	0	0	0	0	0	0	0	0
Total:	0	0	0	0	0	0	0	0
Female-headed Households:	0		0		0			

Income Category:

	Owner	Renter	Total	Person
Extremely Low	0	0	0	0
Low Mod	0	0	0	0
Moderate	0	0	0	0

Non Low Moderate	0	0	0	0
Total	0	0	0	0
Percent Low/Mod				

Annual Accomplishments

Years	Accomplishment Narrative	# Benefitting
2015	5/11/16 reprog \$5,000 from idis#5777 (for activity delivery cost), funding increased to \$5,000. CDBG funds will be used for Program Manger activity delivery costs associated with the Beaumont-Cherry Valley Recreation and Park District ADA restroom expansion, ADA compliant parking and pathway, and signage at the Noble Creek park.	
2016	10/5/16 increase PI/decrease EN \$514.01, funding remains the same at \$5,000. 12/19/16 reprog \$1,000,from idis#5852 for ADC, funding increased to \$6,000. 1/9/17 reprog \$4,000 from idis#5852 for ADC, funding increased to \$10,000. Year end cleanup, reprog remaining unused funds \$2,810.65 to idis#5940, funding reduced to \$7,189.35.	

PGM Year:	2015
Project:	0102 - 5.80-15 - March Field Air Museum ADA Project
IDIS Activity:	5821 - 5.80-15 - Activity Delivery Cost- March Field Air Museum ADA Project

Status:	Completed 6/30/2017 12:00:00 AM	Objective:	Create suitable living environments
Location:	22550 Van Buren Blvd March Air Reserve Base, CA 92518-2400	Outcome:	Availability/accessibility
		Matrix Code:	Public Facilities and Improvement (General) (03)
		National Objective:	LMC

Initial Funding Date: 05/17/2016

Description:

The March Field Air Museum provides a display of aircraft and other military artifact exhibits for review by the community. The museum also offers educational programs and a museum library. The project will allow accessibility to guests by creating sidewalks along pathways leading to the airplanes and along the parking area, and rehabilitation of the front walkway entrance creating an ADA pathway. CDBG funds will be used for Activity Delivery Costs related to project.

Financing

	Fund Type	Grant Year	Grant	Funded Amount	Drawn In Program Year	Drawn Thru Program Year
CDBG	EN	Pre-2015		\$10,000.00	\$0.00	\$0.00
		2014	B14UC060506		\$9,360.98	\$10,000.00
		2015	B15UC060506	\$6,194.33	\$6,194.33	\$6,194.33
		2016	B16UC060506	\$2,489.87	\$2,489.87	\$2,489.87
	PI			\$5,131.23	\$5,131.23	\$5,131.23
Total	Total			\$23,815.43	\$23,176.41	\$23,815.43

Proposed Accomplishments

Actual Accomplishments

Number assisted:	Owner		Renter		Total		Person	
	Total	Hispanic	Total	Hispanic	Total	Hispanic	Total	Hispanic
White:	0	0	0	0	0	0		0
Black/African American:	0	0	0	0	0	0	0	0

Asian:	0	0	0	0	0	0	0	0
American Indian/Alaskan Native:	0	0	0	0	0	0	0	0
Native Hawaiian/Other Pacific Islander:	0	0	0	0	0	0	0	0
American Indian/Alaskan Native & White:	0	0	0	0	0	0	0	0
Asian White:	0	0	0	0	0	0	0	0
Black/African American & White:	0	0	0	0	0	0	0	0
American Indian/Alaskan Native & Black/African American:	0	0	0	0	0	0	0	0
Other multi-racial:	0	0	0	0	0	0	0	0
Asian/Pacific Islander:	0	0	0	0	0	0	0	0
Hispanic:	0	0	0	0	0	0	0	0
Total:	0	0	0	0	0	0	0	0

Female-headed Households:	0	0	0
---------------------------	---	---	---

Income Category:

	Owner	Renter	Total	Person
Extremely Low	0	0	0	0
Low Mod	0	0	0	0
Moderate	0	0	0	0
Non Low Moderate	0	0	0	0
Total	0	0	0	0
Percent Low/Mod				

Annual Accomplishments

Years	Accomplishment Narrative	# Benefitting
2015	5/17/16 reprog \$5,000 from idis#5777 (for activity delivery cost),funding increased to \$5,000. CDBG funds will be used for Program Manager activity delivery costs associated with the construction of sidewalks/pathways leading to the airplanes and along the parking area, and rehabilitation of the front walkway entrance creating an ADA pathway.	
2016	10/6/16 reprog \$3,000 from idis#5853, funding increased to \$8,000. 10/6/16 increase PI/decrease EN \$1,309.05, funding remains the same at \$8,000. 11/7/16 reprog \$4,000 from idis#5853, funding increased to \$12,000. 1/9/17 reprog \$3,000 from idis#5852 for ADC, funding increased to \$15,000. 2/2/17 reprog \$1,778.21 from idis#5852 for ADC, funding increased to \$16,778.21. 2/9/17 reprog \$1,416.12 from idis#5852 for ADC, funding increased to \$18,194.33. 3/17/17 reprog \$5,000 from idis#5785 for ADC, funding increased to \$23,194.33. 4/19/17 reprog \$2,000 from unencumbered EN for ADC, funding increased to \$25,194.33. Year end cleanup reprog remaining unused funds \$1,378.90 to (idis#5940 \$1,189.35/idis#5769 \$189.55), funding reduced to \$23,815.43.	

PGM Year:	2015
Project:	0079 - 5.BEA.27-15 - Street and Sidewalk Project
IDIS Activity:	5822 - 5.BEA.27-15 -Activity Delivery Cost- Street and Sidewalk Project

Status:	Open	Objective:	Create suitable living environments
---------	------	------------	-------------------------------------

Location:	550 E 6th St Beaumont, CA 92223-2253	Outcome:	Availability/accessibility
-----------	---------------------------------------	----------	----------------------------

Matrix Code:	Street Improvements (03K)	National Objective:	LMA
--------------	---------------------------	---------------------	-----

Initial Funding Date: 05/17/2016

Description:

CDBG funds will be used for Activity Delivery Cost related to the City of Beaumont street improvements along California, Orange, Beaumont, and Cherry Avenue, and 1st through 8th Street to construct sidewalks, to improve pedestrian safety and ADA accessibility.

Financing

	Fund Type	Grant Year	Grant	Funded Amount	Drawn In Program Year	Drawn Thru Program Year
CDBG	EN	Pre-2015		\$2,785.78	\$0.00	\$0.00
		2014	B14UC060506		\$2,374.29	\$2,785.78
		2015	B15UC060506	\$10,000.00	\$4,631.03	\$4,631.03
		2016	B16UC060506	\$8,000.00	\$8,000.00	\$8,000.00
	PI			\$2,214.22	\$2,214.22	\$2,214.22
Total	Total			\$23,000.00	\$17,219.54	\$17,631.03

Proposed Accomplishments

Total Population in Service Area: 8,525

Census Tract Percent Low / Mod: 60.94

Annual Accomplishments

Years	Accomplishment Narrative	# Benefitting
2015	5/17/16 reprog \$5,000 from idis#5777 (Activity Delivery Cost), funding increased to \$5,000. CDBG funds will be used for Program Manager activity delivery costs associated with the City of Beaumont street improvement project along California, Orange, Beaumont, and Cherry Avenue, and 1st through 8th Street to construct sidewalks, to improve pedestrian safety and ADA accessibility.	
2016	10/6/16 increase PI/decrease EN \$666.36, funding remains the same at \$5,000. 12/19/16 reprog \$5,000,from idis#5852 for ADC, funding increased to \$10,000. 3/27/17 reprog \$3,000 from idis#5852 for ADC, funding increased to \$13,000. 5/9/17 reprog \$10,000 from idis#5852, funding increased to \$23,000.	

PGM Year: 2015
Project: 0050 - 4.188-15 - Desert AIDS Generator Project, Phase I
IDIS Activity: 5823 - 4.188-15 - Activity Delivery Cost- Desert AIDS Generator Project, Phase I

Status: Completed 6/30/2017 12:00:00 AM

Objective: Create suitable living environments

Location: 1695 N Sunrise Way Palm Springs, CA 92262-3701

Outcome: Availability/accessibility

Matrix Code: Facilities for AIDS Patients (not operating costs) (03S)

National Objective: LMC

Initial Funding Date: 05/18/2016

Description:

The Desert AIDS Project provides medical care and comprehensive support services to people living with HIV/AIDS in the desert community. Activity Delivery costs will be charged to the D.A.P. project associated with the first phase of installing an EPA certified emergency back-up generator. D.A.P. expenses include labor, materials, construction plans, consultants, and permit fees.

Financing

	Fund Type	Grant Year	Grant	Funded Amount	Drawn In Program Year	Drawn Thru Program Year
CDBG	EN	Pre-2015		\$1,887.86	\$0.00	\$0.00
		2014	B14UC060506		\$1,238.47	\$1,887.86
		2016	B16UC060506	\$113.75	\$113.75	\$113.75
	PI			\$1,713.37	\$1,713.37	\$1,713.37
Total	Total			\$3,714.98	\$3,065.59	\$3,714.98

Proposed Accomplishments

Actual Accomplishments

Number assisted:

	Owner		Renter		Total		Person	
	Total	Hispanic	Total	Hispanic	Total	Hispanic	Total	Hispanic
White:	0	0	0	0	0	0		0
Black/African American:	0	0	0	0	0	0	0	0
Asian:	0	0	0	0	0	0	0	0
American Indian/Alaskan Native:	0	0	0	0	0	0	0	0
Native Hawaiian/Other Pacific Islander:	0	0	0	0	0	0	0	0
American Indian/Alaskan Native & White:	0	0	0	0	0	0	0	0
Asian White:	0	0	0	0	0	0	0	0
Black/African American & White:	0	0	0	0	0	0	0	0
American Indian/Alaskan Native & Black/African American:	0	0	0	0	0	0	0	0
Other multi-racial:	0	0	0	0	0	0	0	0
Asian/Pacific Islander:	0	0	0	0	0	0	0	0
Hispanic:	0	0	0	0	0	0	0	0
Total:	0	0	0	0	0	0	0	0
Female-headed Households:	0		0		0			

Income Category:

	Owner	Renter	Total	Person
Extremely Low	0	0	0	0
Low Mod	0	0	0	0
Moderate	0	0	0	0
Non Low Moderate	0	0	0	0
Total	0	0	0	0
Percent Low/Mod				

Annual Accomplishments

Years	Accomplishment Narrative	# Benefitting
-------	--------------------------	---------------

2015	5/18/16 reprog \$3,000 from idis#5777 (for Activity Delivery costs), funding increased to \$3,000. The Desert AIDS Project provides medical care and comprehensive support services to people living with HIV/AIDS in the desert community. Program Manager activity delivery costs associated with the first phase of the D.A.P. project, installing an EPA certified emergency back-up generator. D.A.P., will be charged to this activity.
2016	10/6/16 reprog \$1,000 from idis#5853, funding increased to \$4,000. 10/6/16 increase PI/decrease EN \$1,239.33, funding remains the same at \$4,000. Year-end cleanup, reprog remaining unused ADC to idis#5886, funding reduced to \$3,714.98.

PGM Year:	2015
Project:	0076 - 4.IW.10-15 - ADA Improvement Project
IDIS Activity:	5824 - 4.IW.10-15 - Activity Delivery Cost- ADA Improvement Project

Status:	Completed 6/30/2017 12:00:00 AM	Objective:	Provide decent affordable housing
Location:	44950 Eldorado Dr Indian Wells, CA 92210-7414	Outcome:	Affordability
		Matrix Code:	Rehab; Other Publicly-Owned Residential Buildings (14D)
		National Objective:	LMH

Initial Funding Date: 05/18/2016

Description:

Activity Delivery Costs will be charged to the City of Indian Wells construction ADA Improvements at city-owned properties and facilities. City will use CDBG funds will be used for design, construction, materials, staff salaries, and other direct project expenses.

Financing

	Fund Type	Grant Year	Grant	Funded Amount	Drawn In Program Year	Drawn Thru Program Year
CDBG	EN	Pre-2015		\$788.33	\$0.00	\$0.00
		2014	B14UC060506		\$635.30	\$788.33
	PI			\$408.94	\$408.94	\$408.94
Total	Total			\$1,197.27	\$1,044.24	\$1,197.27

Proposed Accomplishments

Actual Accomplishments

Number assisted:

	Owner		Renter		Total		Person	
	Total	Hispanic	Total	Hispanic	Total	Hispanic	Total	Hispanic
White:	0	0	0	0	0	0		0
Black/African American:	0	0	0	0	0	0	0	0
Asian:	0	0	0	0	0	0	0	0
American Indian/Alaskan Native:	0	0	0	0	0	0	0	0
Native Hawaiian/Other Pacific Islander:	0	0	0	0	0	0	0	0
American Indian/Alaskan Native & White:	0	0	0	0	0	0	0	0
Asian White:	0	0	0	0	0	0	0	0
Black/African American & White:	0	0	0	0	0	0	0	0
American Indian/Alaskan Native & Black/African American:	0	0	0	0	0	0	0	0
Other multi-racial:	0	0	0	0	0	0	0	0
Asian/Pacific Islander:	0	0	0	0	0	0	0	0

Hispanic:	0	0	0	0	0	0	0	0
Total:	0	0	0	0	0	0	0	0

Female-headed Households:	0	0	0
---------------------------	---	---	---

Income Category:

	Owner	Renter	Total	Person
Extremely Low	0	0	0	0
Low Mod	0	0	0	0
Moderate	0	0	0	0
Non Low Moderate	0	0	0	0
Total	0	0	0	0
Percent Low/Mod				

Annual Accomplishments

Years	Accomplishment Narrative	# Benefitting
2015	5/18/16 reprog \$3,000 from idis#5777 (for Activity Delivery Costs), funding increased to \$3,000. Program Manager activity delivery costs associated with the City of Indian Wells ADA Improvements at city-owned properties and facilities will be charged to this activity. City is using CDBG funds for design, construction, materials, staff salaries, and other direct project expenses.	
2016	10/6/16 increase PI/decrease EN \$85.71, funding remains the same at \$3,000. 6/30/17 year-end cleanup reprog unused funding \$1,802.73 to idis#5938, funding reduced to \$1,197.27.	

PGM Year:	2015
Project:	0080 - 5.BN.32-15 - Lions Park ADA Improvements
IDIS Activity:	5825 - 5.BN.32-15 - Activity Delivery Cost- Lions Park ADA Improvements

Status:	Completed 6/30/2017 12:00:00 AM	Objective:	Create suitable living environments
Location:	955 N Hargrave St Banning, CA 92220-2627	Outcome:	Availability/accessibility
		Matrix Code:	Parks, Recreational Facilities (03F)
		National Objective:	LMA

Initial Funding Date: 05/19/2016

Description:

Program Manager Activity Delivery Costs will be charged to the City of Banning for their project related to the design and construction of improvements to Lions Park for ADA compliance. City improvements will be to their parking lot, restrooms, and field areas to provide access to individuals with disabilities.

Financing

	Fund Type	Grant Year	Grant	Funded Amount	Drawn In Program Year	Drawn Thru Program Year
CDBG	EN	Pre-2015		\$182.42	\$0.00	\$0.00
		2014	B14UC060506		\$0.00	\$182.42
	PI			\$175.10	\$175.10	\$175.10
Total	Total			\$357.52	\$175.10	\$357.52

Proposed Accomplishments

Total Population in Service Area: 13,134

Census Tract Percent Low / Mod: 63.05

Annual Accomplishments

Years	Accomplishment Narrative	# Benefitting
-------	--------------------------	---------------

2015	5/19/16 reprog \$5,000 from idis#5777 (For PM Activity Delivery Costs), funding increased to \$5,000. Program Manager activity delivery costs associated with the City design and construction improvement project to Lions Park for ADA compliance will be charged to this activity. City improvements will be to their parking lot, restrooms, and field areas to provide access to individuals with disabilities.	
------	----------------------------------------------------------------------------------------------------------------------------------------------------------------------------------------------------------------------------------------------------------------------------------------------------------------------------------------------------------------------------------------------------------------------	--

2016	Year-end cleanup reprog remaining unused funding \$4,642.48 to idis#5938, funding reduced to \$357.52.	
------	--------------------------------------------------------------------------------------------------------	--

PGM Year: 2015

Project: 0048 - 4.186-15 - Desert Arc ADA Improvements

IDIS Activity: 5827 - 4.186-15 - Activity Delivery Cost- Desert Arc ADA Improvements

Status: Completed 2/28/2017 12:00:00 AM

Objective: Create suitable living environments

Location: 73255 Country Club Dr Palm Desert, CA 92260-2309

Outcome: Availability/accessibility

Matrix Code: Handicapped Centers (03B)

National Objective: LMC

Initial Funding Date: 06/01/2016

Description:

Desert Arc serves the needs of severely disabled adults in Coachella Valley. The Desert Arc's current parking lot is in disrepair and is creating an architectural barrier to disabled clients accessing services at the center. CDBG funds will be used for activity delivery costs associated with the upgrade and improvement of the paved areas.

Financing

	Fund Type	Grant Year	Grant	Funded Amount	Drawn In Program Year	Drawn Thru Program Year
CDBG	EN	Pre-2015		\$237.45	\$0.00	\$0.00
		2014	B14UC060506		\$121.75	\$237.45
	PI			\$71.53	\$71.53	\$71.53
Total	Total			\$308.98	\$193.28	\$308.98

Proposed Accomplishments

Actual Accomplishments

Number assisted:

	Owner		Renter		Total		Person	
	Total	Hispanic	Total	Hispanic	Total	Hispanic	Total	Hispanic
White:	0	0	0	0	0	0		0
Black/African American:	0	0	0	0	0	0	0	0
Asian:	0	0	0	0	0	0	0	0
American Indian/Alaskan Native:	0	0	0	0	0	0	0	0
Native Hawaiian/Other Pacific Islander:	0	0	0	0	0	0	0	0
American Indian/Alaskan Native & White:	0	0	0	0	0	0	0	0

Asian White:	0	0	0	0	0	0	0	0
Black/African American & White:	0	0	0	0	0	0	0	0
American Indian/Alaskan Native & Black/African American:	0	0	0	0	0	0	0	0
Other multi-racial:	0	0	0	0	0	0	0	0
Asian/Pacific Islander:	0	0	0	0	0	0	0	0
Hispanic:	0	0	0	0	0	0	0	0
Total:	0	0	0	0	0	0	0	0

Female-headed Households:	0	0	0
---------------------------	---	---	---

Income Category:

	Owner	Renter	Total	Person
Extremely Low	0	0	0	0
Low Mod	0	0	0	0
Moderate	0	0	0	0
Non Low Moderate	0	0	0	0
Total	0	0	0	0
Percent Low/Mod				

Annual Accomplishments

Years	Accomplishment Narrative	# Benefitting
2015	6/1/16 reprog \$5,000 from idis#5777, for activity delivery costs, funding increased to \$5,000. Desert Arc serves the needs of severely disabled adults in Coachella Valley. The Desert Arc's current parking lot is in disrepair and is creating an architectural barrier to disabled clients accessing services at the center. CDBG funds will be used for activity delivery costs associated with the upgrade and improvement of the paved areas.	

2016	2/28/17 reprog \$4,691.02 to idis#5670, funding reduced to \$308.98. Project complete, direct benefit and accomplishment is reported under IDIS#5733.
------	-------------------------------------------------------------------------------------------------------------------------------------------------------

PGM Year:	2015
Project:	0119 - 3.SJ.05-15 -San Jacinto Code Enforcement
IDIS Activity:	5831 - 3.SJ.05-15 -San Jacinto Code Enforcement

Status:	Completed 6/30/2017 12:00:00 AM	Objective:	Create suitable living environments
Location:	595 S San Jacinto Ave Citywide San Jacinto, CA 92583-4134	Outcome:	Sustainability
		Matrix Code:	Code Enforcement (15)
		National Objective:	LMA

Initial Funding Date: 06/23/2016

Description:

CDBG funds will be used by the City in contract with the County Code Enforcement Department to conduct enhanced code enforcement activities in targeted unincorporated areas of the City. The purpose of code enforcement is to enhance public safety and the quality of life, through fair enforcement of laws and codes, in partnership with communities, as well as, private and publically-funded improvements, rehabilitations, and other services. The CDBG funded code enforcement will target dangerous and substandard structures, zoning violations, and other health and safety issues. Eligible costs include the salaries, overhead, and related expenses of code enforcement officers and legal proceedings.

Financing

	Fund Type	Grant Year	Grant	Funded Amount	Drawn In Program Year	Drawn Thru Program Year
CDBG	EN	2015	B15UC060506	\$124,423.97	\$95,329.05	\$124,423.97
	PI			\$16,651.89	\$16,651.89	\$16,651.89
Total	Total			\$141,075.86	\$111,980.94	\$141,075.86

Proposed Accomplishments

People (General) : 20,085
Total Population in Service Area: 20,085
Census Tract Percent Low / Mod: 67.64

Annual Accomplishments

Years	Accomplishment Narrative	# Benefitting
2015	6/23/16 reprog \$160,000 from idis#5766, funding increased to \$160,000. Project added in 15-16 OYAP- Minor Amendment document approved by HUD. Project is 18% complete. The City of San Jacinto provided Code Enforcement services that include addressing substandard structures and neighborhood clean-ups in the low income areas of the city.	
2016	7/24/17 per City request reprog remaining unused funds \$18,924.14 to idis#5766, funding reduced to \$141,075.86. Project 100% complete. The City completed code enforcement activities within the targeted areas of the City. Code enforcement targeted dangerous and substandard structures, zoning violations, and other health and safety issues, for the purpose of creating a suitable living environment. The City used CDBG funds to pay the cost of Code Enforcement Officers associated with investigating 2,045 new cases and 880 citations. About 3,237 notices have been issued and 2,140 code cases were closed. By promoting viable communities, the City met the national objective of benefiting approximately 20,085 low- to moderate- income individuals. Remaining funds will be reprogrammed to 3.SJ.04-15.	

PGM Year: 2015
Project: 0083 - 0.145-15 - Critical Home Maintenance & Repair Program
IDIS Activity: 5832 - 0.145-15 - Activity Delivery Cost- Critical Home Maintenance & Repair Program

Status: Completed 6/30/2017 12:00:00 AM Objective: Provide decent affordable housing

Location: 27475 Ynez Rd 3rd and 5th Districts Temecula, CA 92591-4612 Outcome: Affordability

Matrix Code: Rehab; Single-Unit Residential (14A) National Objective: LMH

Initial Funding Date: 06/29/2016

Description:

CDBG funds will be used for Program Manager activity delivery costs associated with the Habitat for Humanity preventative home maintenance and critical home repair program for low-income individuals residing in the 3rd and 5th districts. The program provides minor home repairs such as roof repair, painting, landscaping, ADA access, and fence repair. More critical projects include water heater installation, furnace, fan and/or AC installation.

Financing

	Fund Type	Grant Year	Grant	Funded Amount	Drawn In Program Year	Drawn Thru Program Year
CDBG	EN	Pre-2015		\$3,000.00	\$0.00	\$0.00
		2014	B14UC060506		\$2,540.03	\$3,000.00
		2015	B15UC060506	\$1,454.81	\$1,454.81	\$1,454.81
		2016	B16UC060506	\$68.29	\$68.29	\$68.29
	PI			\$2,292.09	\$2,292.09	\$2,292.09
Total	Total			\$6,815.19	\$6,355.22	\$6,815.19

Proposed Accomplishments

Actual Accomplishments

Number assisted:

	Owner		Renter		Total		Person	
	Total	Hispanic	Total	Hispanic	Total	Hispanic	Total	Hispanic
White:	0	0	0	0	0	0		0
Black/African American:	0	0	0	0	0	0	0	0
Asian:	0	0	0	0	0	0	0	0
American Indian/Alaskan Native:	0	0	0	0	0	0	0	0
Native Hawaiian/Other Pacific Islander:	0	0	0	0	0	0	0	0
American Indian/Alaskan Native & White:	0	0	0	0	0	0	0	0
Asian White:	0	0	0	0	0	0	0	0
Black/African American & White:	0	0	0	0	0	0	0	0
American Indian/Alaskan Native & Black/African American:	0	0	0	0	0	0	0	0
Other multi-racial:	0	0	0	0	0	0	0	0
Asian/Pacific Islander:	0	0	0	0	0	0	0	0
Hispanic:	0	0	0	0	0	0	0	0
Total:	0	0	0	0	0	0	0	0

Female-headed Households: 0 0 0

Income Category:

	Owner	Renter	Total	Person
Extremely Low	0	0	0	0
Low Mod	0	0	0	0
Moderate	0	0	0	0
Non Low Moderate	0	0	0	0
Total	0	0	0	0
Percent Low/Mod				

Annual Accomplishments

Years	Accomplishment Narrative	# Benefitting
2015	6/29/16 reprog \$3,000 from idis#5777, funding increased to \$3,000. CDBG funds will be used for Program Manager activity delivery costs associated with the Habitat for Humanity preventative home maintenance and critical home repair program for low-income individuals residing in the 3rd and 5th districts.	

2016 11/14/16 reprog \$3,000 from idis#5853, funding increased to \$6,000. 11/14/16 PI draw \$917.89 revised from idis#5693 automatically increased EN funding by \$917.89,funding increased to \$6,917.89, reprog \$917.89 to idis#5853 funding reduced back to \$6,000. 2/9/17 reprog \$746.90 from idis#5852 for ADC, funding increased to \$6,746.90. 3/27/17 reprog \$1,000 from idis#5852, funding increased to \$7,746.90. Year-end cleanup reprog \$931.71 unused funding to idis#5938, funding reduced to \$6,815.19.

PGM Year:	2016
Project:	0006 - 9.141-16 - CDBG Program Administration
IDIS Activity:	5845 - 9.141-16 - CDBG Program Administration

Status:	Open	Objective:	
Location:		Outcome:	
		Matrix Code:	General Program Administration (21A)
			National Objective:

Initial Funding Date: 09/14/2016

Description:

CDBG administration funding provides staffing and overall program management, coordination, monitoring, and evaluation of the CDBG program.

Financing

	Fund Type	Grant Year	Grant	Funded Amount	Drawn In Program Year	Drawn Thru Program Year
CDBG	EN	2016	B16UC060506	\$1,356,845.00	\$1,002,205.80	\$1,002,205.80
Total	Total			\$1,356,845.00	\$1,002,205.80	\$1,002,205.80

Proposed Accomplishments

Actual Accomplishments

Number assisted:

	Owner		Renter		Total		Person	
	Total	Hispanic	Total	Hispanic	Total	Hispanic	Total	Hispanic
White:					0	0		
Black/African American:					0	0		
Asian:					0	0		
American Indian/Alaskan Native:					0	0		
Native Hawaiian/Other Pacific Islander:					0	0		
American Indian/Alaskan Native & White:					0	0		
Asian White:					0	0		
Black/African American & White:					0	0		
American Indian/Alaskan Native & Black/African American:					0	0		
Other multi-racial:					0	0		
Asian/Pacific Islander:					0	0		
Hispanic:					0	0		
Total:	0	0	0	0	0	0	0	0

Female-headed Households: 0

Income Category:

	Owner	Renter	Total	Person
Extremely Low			0	
Low Mod			0	
Moderate			0	
Non Low Moderate			0	
Total	0	0	0	0
Percent Low/Mod				

Annual Accomplishments

No data returned for this view. This might be because the applied filter excludes all data.

PGM Year:	2016
Project:	0007 - 9.142-16 - Fair Housing Program Administration
IDIS Activity:	5846 - 9.142-16 - Fair Housing Program Administration

Status:	Open	Objective:	
Location:		Outcome:	
		Matrix Code:	Fair Housing Activities (subject to 20% Admin Cap) (21D)
		National Objective:	

Initial Funding Date: 09/14/2016

Description:

The program provides a vital range of "no-cost" fair housing services to eligible clientele throughout the County's Urban County program area. Services are provided to persons victimized and affected by illegal housing practices. CDBG funds will be used for administration costs to promote open, inclusive, and cooperative community living.

Financing

	Fund Type	Grant Year	Grant	Funded Amount	Drawn In Program Year	Drawn Thru Program Year
CDBG	EN	2016	B16UC060506	\$95,914.54	\$72,514.59	\$72,514.59
	PI			\$39,085.46	\$39,085.46	\$39,085.46
Total	Total			\$135,000.00	\$111,600.05	\$111,600.05

Proposed Accomplishments

Actual Accomplishments

Number assisted:	Owner		Renter		Total		Person	
	Total	Hispanic	Total	Hispanic	Total	Hispanic	Total	Hispanic
White:					0	0		
Black/African American:					0	0		

Asian:						0	0		
American Indian/Alaskan Native:						0	0		
Native Hawaiian/Other Pacific Islander:						0	0		
American Indian/Alaskan Native & White:						0	0		
Asian White:						0	0		
Black/African American & White:						0	0		
American Indian/Alaskan Native & Black/African American:						0	0		
Other multi-racial:						0	0		
Asian/Pacific Islander:						0	0		
Hispanic:						0	0		
Total:			0	0	0	0	0	0	0
Female-headed Households:						0			

Income Category:

	Owner	Renter	Total	Person
Extremely Low			0	
Low Mod			0	
Moderate			0	
Non Low Moderate			0	
Total	0	0	0	0
Percent Low/Mod				

Annual Accomplishments

No data returned for this view. This might be because the applied filter excludes all data.

PGM Year:	2016
Project:	0008 - 9.143-16 - Fair Housing Public Facility Fund
IDIS Activity:	5847 - 9.143-16 - Fair Housing Public Facility Fund

Status:	Completed 6/30/2017 12:00:00 AM	Objective:	Create suitable living environments
Location:	3933 Mission Inn Ave Riverside, CA 92501-3219	Outcome:	Availability/accessibility
		Matrix Code:	Public Facilities and Improvement (General) (03)
		National Objective:	LMC

Initial Funding Date: 09/14/2016

Description:

The Fair Housing Council provides a vital range of "no-cost" fair housing services to eligible clientele throughout the County's Urban County area. Services are provided to persons victimized and affected by illegal housing practices. CDBG funds will be used for a portion of the mortgage interest expense of FHC's offices.

Financing

	Fund Type	Grant Year	Grant	Funded Amount	Drawn In Program Year	Drawn Thru Program Year
CDBG	EN	2016	B16UC060506	\$6,243.18	\$6,243.18	\$6,243.18
	PI			\$4,251.83	\$4,251.83	\$4,251.83
Total	Total			\$10,495.01	\$10,495.01	\$10,495.01

Proposed Accomplishments

People (General) : 4,200

Actual Accomplishments

Number assisted:

	Owner		Renter		Total		Person	
	Total	Hispanic	Total	Hispanic	Total	Hispanic	Total	Hispanic
White:	0	0	0	0	0	0	4,632	1,685
Black/African American:	0	0	0	0	0	0	1,154	7
Asian:	0	0	0	0	0	0	32	1
American Indian/Alaskan Native:	0	0	0	0	0	0	3	0
Native Hawaiian/Other Pacific Islander:	0	0	0	0	0	0	10	0
American Indian/Alaskan Native & White:	0	0	0	0	0	0	49	0
Asian White:	0	0	0	0	0	0	0	0
Black/African American & White:	0	0	0	0	0	0	9	2
American Indian/Alaskan Native & Black/African American:	0	0	0	0	0	0	0	0
Other multi-racial:	0	0	0	0	0	0	218	0
Asian/Pacific Islander:	0	0	0	0	0	0	0	0
Hispanic:	0	0	0	0	0	0	0	0
Total:	0	0	0	0	0	0	6,107	1,695
Female-headed Households:	0		0		0			

Income Category:

	Owner	Renter	Total	Person
Extremely Low	0	0	0	1,927
Low Mod	0	0	0	2,673
Moderate	0	0	0	1,162
Non Low Moderate	0	0	0	345
Total	0	0	0	6,107
Percent Low/Mod				94.4%

Annual Accomplishments

Years	Accomplishment Narrative	# Benefitting
2016	Funding \$12,000. 9/26/16 increase PI \$1,963.55/decrease EN \$1,963.55,funding remains the same at \$12,000. 10/19/16 increase PI/decrease EN \$756.81, funding remains the same at \$12,000. The Sponsor provided fair housing services to eligible individuals residing in Riverside County that are victims or affected by illegal housing practices, for the purpose of creating a suitable living environment. CDBG funds were used to pay for a percentage of the mortgage interest expenses. By providing improved accessibility, the sponsor met the national objective of benefiting low- to moderate-income residents within Riverside County. Year-end cleanup reprog unused funding \$1,504.99 to idis#5938, funding reduced to \$10,495.01.	

PGM Year: 2016

Project: 0015 - 9.144-16 - Community Enhancement Program
IDIS Activity: 5848 - 9.144-16 - Community Enhancement Program

Status: Completed 6/30/2017 12:00:00 AM **Objective:** Create suitable living environments

Location: 3403 10th St Countywide Riverside, CA 92501-3670 **Outcome:** Sustainability

Matrix Code: Neighborhood Cleanups (05V) **National Objective:** LMA

Initial Funding Date: 09/14/2016

Description:

EDAs Neighborhood Enhancement Unit (NEU) will conduct Community Enhancement activities and programs, including community group-coordinated and adult youth illegal dump-site events, all of which are part of a comprehensive community effort in low-income Riverside County communities. Funds will be used for supplies, event outreach materials, salaries (direct cost), equipment costs, and project delivery costs.

Financing

	Fund Type	Grant Year	Grant	Funded Amount	Drawn In Program Year	Drawn Thru Program Year
CDBG	EN	2016	B16UC060506	\$27,659.90	\$27,659.90	\$27,659.90
	LA	2004	B04UC060506	\$18.53	\$18.53	\$18.53
	PI			\$3,592.07	\$3,592.07	\$3,592.07
Total	Total			\$31,270.50	\$31,270.50	\$31,270.50

Proposed Accomplishments

People (General) : 12,730
Total Population in Service Area: 12,730
Census Tract Percent Low / Mod: 54.52

Annual Accomplishments

Years	Accomplishment Narrative	# Benefitting
2016	Funding \$30,000. 12/14/16 (Torres-Martinez canceled project) increase \$18.53 from LA unencumbered/decrease \$18.53 EN to unencumbered, funding remains the same at \$30,000. 7/11/17 reprog \$732.24 from idis#5908 for additional eligible program related costs, funding increased to \$30,732.24. 7/18/17 reprog \$716.05 from idis#5908, funding increased to \$31,448.29. Year-end cleanup, reprog unused funding \$177.79 to idis#5938, funding reduced to \$31,270.50. Project is 100% complete as of 6/30/2017. The County of Riverside Economic Development Agency's Neighborhood Enhancement Unit (NEU) used CDBG funds to pay for staff salaries (direct costs), marketing material, equipment and tools to administer community cleanup events to carry out Community Enhancement Program activities. By administering a total of 6 cleanup events in the low-mod areas, this project met the national objective of benefiting residents and neighborhoods in low- mod income areas. Leverage funding was from the local County Supervisors Youth Force grant funds.	

PGM Year: 2016
Project: 0016 - 9.145-16 - Economic Development - MicroEnterprise
IDIS Activity: 5849 - 9.145-16 - Economic Development - MicroEnterprise

Status: Open **Objective:** Create economic opportunities

Location: 3403 10th St Countywide Riverside, CA 92501-3670

Outcome: Availability/accessibility

Matrix Code: Micro-Enterprise Assistance (18C)

National Objective: LMCMC

Initial Funding Date: 09/14/2016

Description:

CDBG funds will be used by the County to provide assistance to micro-enterprise businesses, in targeted areas of the County. Assistance to businesses may include financial assistance, technical assistance, or general support services to expand economic growth and job creation.

Financing

	Fund Type	Grant Year	Grant	Funded Amount	Drawn In Program Year	Drawn Thru Program Year
CDBG	EN	2016	B16UC060506	\$97,361.98	\$11,868.42	\$11,868.42
	PI			\$2,638.02	\$2,638.02	\$2,638.02
Total	Total			\$100,000.00	\$14,506.44	\$14,506.44

Proposed Accomplishments

Businesses : 4

Actual Accomplishments*Number assisted:*

	Owner		Renter		Total		Person	
	Total	Hispanic	Total	Hispanic	Total	Hispanic	Total	Hispanic
White:	0	0	0	0	0	0		0
Black/African American:	0	0	0	0	0	0	0	0
Asian:	0	0	0	0	0	0	0	0
American Indian/Alaskan Native:	0	0	0	0	0	0	0	0
Native Hawaiian/Other Pacific Islander:	0	0	0	0	0	0	0	0
American Indian/Alaskan Native & White:	0	0	0	0	0	0	0	0
Asian White:	0	0	0	0	0	0	0	0
Black/African American & White:	0	0	0	0	0	0	0	0
American Indian/Alaskan Native & Black/African American:	0	0	0	0	0	0	0	0
Other multi-racial:	0	0	0	0	0	0	0	0
Asian/Pacific Islander:	0	0	0	0	0	0	0	0
Hispanic:	0	0	0	0	0	0	0	0
Total:	0	0	0	0	0	0	0	0
Female-headed Households:	0		0		0			

Income Category:

	Owner	Renter	Total	Person
Extremely Low	0	0	0	0
Low Mod	0	0	0	0
Moderate	0	0	0	0
Non Low Moderate	0	0	0	0
Total	0	0	0	0

Annual Accomplishments

Years	Accomplishment Narrative	# Benefitting
2016	Funding \$100,000. As of 7/27/2017, this Project is 12%. CDBG funds are being utilized by the County of Riverside Economic Development Agency's Neighborhood Enhancement Unit (NEU) to pay for staff salaries (direct costs), marketing materials, and supplies for the administration and implementation of the Microenterprise Loan program activities. To-date, 1 loan had been disbursed and 2 applications are in the underwriting stage. These microenterprise loans and services are available for low-income business owners with no more than 5 employees, including the business owner. Loans are available for businesses that serve the unincorporated communities and cooperating Cities neighborhoods.	

PGM Year:	2016
Project:	0017 - 9.146-16 - Include Me
IDIS Activity:	5850 - 9.146-16 - Include Me

Status:	Canceled 9/19/2016 12:00:00 AM	Objective:	Create suitable living environments
Location:	44199 Monroe St Indio, CA 92201-3096	Outcome:	Availability/accessibility
		Matrix Code:	Handicapped Services (05B)
		National Objective:	LMC

Initial Funding Date: 09/14/2016

Description:
The advocacy for the handicapped program provides support services to disabled persons including workshops, referrals, training, transportation, and outreach services. CDBG funds will be used for operational expenses.

Financing
No data returned for this view. This might be because the applied filter excludes all data.

Proposed Accomplishments

People (General) : 75

Actual Accomplishments

Number assisted:	Owner		Renter		Total		Person	
	Total	Hispanic	Total	Hispanic	Total	Hispanic	Total	Hispanic
White:	0	0	0	0	0	0		0
Black/African American:	0	0	0	0	0	0	0	0
Asian:	0	0	0	0	0	0	0	0
American Indian/Alaskan Native:	0	0	0	0	0	0	0	0
Native Hawaiian/Other Pacific Islander:	0	0	0	0	0	0	0	0
American Indian/Alaskan Native & White:	0	0	0	0	0	0	0	0
Asian White:	0	0	0	0	0	0	0	0

Black/African American & White:	0	0	0	0	0	0	0	0
American Indian/Alaskan Native & Black/African American:	0	0	0	0	0	0	0	0
Other multi-racial:	0	0	0	0	0	0	0	0
Asian/Pacific Islander:	0	0	0	0	0	0	0	0
Hispanic:	0	0	0	0	0	0	0	0
Total:	0	0	0	0	0	0	0	0

Female-headed Households: 0 0 0

Income Category:

	Owner	Renter	Total	Person
Extremely Low	0	0	0	0
Low Mod	0	0	0	0
Moderate	0	0	0	0
Non Low Moderate	0	0	0	0
Total	0	0	0	0
Percent Low/Mod				

Annual Accomplishments

Years	Accomplishment Narrative	# Benefitting
2016	Funding \$20,000. 9/19/16 project canceled. Sponsor no longer providing services, organization has been dissolved. Reprog \$20,000 to idis#5853, funding reduced to \$0.	

PGM Year:	2016
Project:	0018 - 9.147-16 - EDM ADA Assessment
IDIS Activity:	5851 - 9.147-16 - EDM ADA Assessment

Status:	Open	Objective:	Create suitable living environments
Location:	9401 Oak Glen Rd Cherry Valley, CA 92223-3739	Outcome:	Availability/accessibility
		Matrix Code:	Public Facilities and Improvement (General) (03)
		National Objective:	LMC

Initial Funding Date: 09/14/2016

Description:

The Economic Development Agency will use CDBG funds to conduct a comprehensive (ADA and State Chapter 11 Accessibility Code) accessibility assessment of the Riverside County Cultural Center Edward Dean Museum. The assessment will be incorporated into subsequent design and construction activities.

Financing

	Fund Type	Grant Year	Grant	Funded Amount	Drawn In Program Year	Drawn Thru Program Year
CDBG	EN	Pre-2015		\$88,703.78	\$0.00	\$0.00
		2016	B16UC060506	\$49,083.67	\$44.20	\$44.20

	PI			\$916.33	\$916.33	\$916.33
Total	Total			\$138,703.78	\$960.53	\$960.53

Proposed Accomplishments

People (General) : 266,160

Actual Accomplishments

Number assisted:

	Owner		Renter		Total		Person	
	Total	Hispanic	Total	Hispanic	Total	Hispanic	Total	Hispanic
White:	0	0	0	0	0	0		0
Black/African American:	0	0	0	0	0	0	0	0
Asian:	0	0	0	0	0	0	0	0
American Indian/Alaskan Native:	0	0	0	0	0	0	0	0
Native Hawaiian/Other Pacific Islander:	0	0	0	0	0	0	0	0
American Indian/Alaskan Native & White:	0	0	0	0	0	0	0	0
Asian White:	0	0	0	0	0	0	0	0
Black/African American & White:	0	0	0	0	0	0	0	0
American Indian/Alaskan Native & Black/African American:	0	0	0	0	0	0	0	0
Other multi-racial:	0	0	0	0	0	0	0	0
Asian/Pacific Islander:	0	0	0	0	0	0	0	0
Hispanic:	0	0	0	0	0	0	0	0
Total:	0	0	0	0	0	0	0	0

Female-headed Households:

0 0 0

Income Category:

	Owner	Renter	Total	Person
Extremely Low	0	0	0	0
Low Mod	0	0	0	0
Moderate	0	0	0	0
Non Low Moderate	0	0	0	0
Total	0	0	0	0
Percent Low/Mod				

Annual Accomplishments

Years	Accomplishment Narrative	# Benefitting
2016	Funding \$50,000. 9/19/16 reprog \$88,703.78 from idis#5785, funding increased to \$138,703.78. 10/19/16 increase PI/decrease EN \$294.67, funding remains the same at \$138,703.78. The Economic Development Agency will use CDBG funds to conduct a comprehensive (ADA and State Chapter 11 Accessibility Code) accessibility assessment of the Riverside County Cultural Center/Edward Dean Museum. The assessment will be incorporated into subsequent design and construction activities. Although it was originally anticipated that the assessment would be completed by June 2017, delays in the development of the projects plans and specifications/bid documents as well as the development of the Professional Service Agreement resulted in project delays. The final project plans and specifications/bid document was completed July 2017, an RFP was issued July 27, 2017, with a mandatory job walk completed for CASp Vendors conducted on August 3, 2017. Bids are due at 4pm on August 10th at the County Office in Riverside. The County plans to award the bid once County Counsel approves Professional Service Agreement form/format. Ideally no later than October 2017 Project completion being anticipated at the end of March 2018. Currently, there is no direct benefit data to report.	

Project: 0013 - 9.148-16 - Countywide Improvement Projects

IDIS Activity: 5852 - 9.148-16 - Countywide Improvement Projects

Status: Open

Objective: Create suitable living environments

Location: 3403 10th St Countywide Riverside, CA 92501-3670

Outcome: Sustainability

Matrix Code: Public Facilities and Improvement
(General) (03)

National Objective: LMC

Initial Funding Date: 09/14/2016

Description:

The County will use CDBG funds for eligible road improvement projects in low-income areas throughout the County. As specific eligible projects are identified, the County will proceed with substantial amendments to the 2016-2017 One Year Action Plan pursuant to the Citizen Participation Plan. Pass-thru project only.

Financing

	Fund Type	Grant Year	Grant	Funded Amount	Drawn In Program Year	Drawn Thru Program Year
CDBG	EN	Pre-2015		\$166,517.74	\$0.00	\$0.00
		2015	B15UC060506	\$92,190.29	\$0.00	\$0.00
		2016	B16UC060506	\$105,995.81	\$0.00	\$0.00
Total	Total			\$364,703.84	\$0.00	\$0.00

Proposed Accomplishments

Public Facilities : 1

Actual Accomplishments

Number assisted:

	Owner		Renter		Total		Person	
	Total	Hispanic	Total	Hispanic	Total	Hispanic	Total	Hispanic
White:	0	0	0	0	0	0		0
Black/African American:	0	0	0	0	0	0	0	0
Asian:	0	0	0	0	0	0	0	0
American Indian/Alaskan Native:	0	0	0	0	0	0	0	0
Native Hawaiian/Other Pacific Islander:	0	0	0	0	0	0	0	0
American Indian/Alaskan Native & White:	0	0	0	0	0	0	0	0
Asian White:	0	0	0	0	0	0	0	0
Black/African American & White:	0	0	0	0	0	0	0	0
American Indian/Alaskan Native & Black/African American:	0	0	0	0	0	0	0	0
Other multi-racial:	0	0	0	0	0	0	0	0
Asian/Pacific Islander:	0	0	0	0	0	0	0	0
Hispanic:	0	0	0	0	0	0	0	0
Total:	0	0	0	0	0	0	0	0
Female-headed Households:	0		0		0			

Income Category:

	Owner	Renter	Total	Person
Extremely Low	0	0	0	0
Low Mod	0	0	0	0
Moderate	0	0	0	0
Non Low Moderate	0	0	0	0
Total	0	0	0	0
Percent Low/Mod				

Annual Accomplishments

Years	Accomplishment Narrative	# Benefitting
2016	<p>1/18/16 reprog \$11,000 (\$3,000 idis#5754, \$3,000 idis#5601,\$3,000 idis#5643,\$2,000 idis#5933)funding reduced to \$833,610.26.Funding \$523,359.9/19/16 reprog 2015 pass-thru funds \$153,585.15 from idis#5776,funding increased to \$676,944.15.12/13/16 reprog \$2,000 to idis# 5921,funding reduced to \$674,944.15.12/14/16 reprog \$191,763.20 from unencumbered LA due to canceled Torres-Martinez project. 1of3 \$15,992.79,(\$5,031.32 from idis#5875 , \$1,117.07 from idis#5885, \$899.41 from idis#5886, \$6,807.22 from idis#5891, \$2,137.77 from idis#5896).2of3 \$12,554.53 (\$1,361.50 from idis#5897 , \$170.20 from idis#5899,\$608.68 from idis#5900,\$143.06 from idis#5903, \$10,271.09 from idis#5909). 3of3 \$163,215.88(\$143.06 from idis#5911,\$894.53 from idis #5925, \$1,504.09 from idis#5938, \$160,655.67 from idis#5861, \$18.53 from idis#5848)funding increased to \$866,707.35. 12/19/16 reprog \$14,302.91 from unencumbered (PI receipt)funding increased to \$881,010.26.12/19/16 reprog 19,000 to(\$10,000 idis#5925,\$2000 idis#5753,\$2000 idis#5814,\$2000 idis#5822)funding reduced to \$862,010.26. 12/19/16 reprog \$17,400 to (\$1000 idis#5819,\$4000 idis #5886, \$2400 idis#5197, \$5000 idis#5512, \$5000 idis#5613)funding reduced to \$844,610.26.12/23/16 reprog \$20,000 from idis#5936, funding increased to \$864,610.26.1/9/17 reprog \$9,000 to(\$3000 ea. to #5923, #5769, #5940) funding reduced to \$855,610.26.1/9/17 reprog \$3000 to idis#5821 funding reduced to \$852,610.26.1/9/17 reprog \$4000 to idis#5819, funding reduced to \$848,610.26. 1/9/17 reprog \$4000 to idis#5753 funding reduced to \$844,610.26.1/18/16 reprog \$11,000 (\$3,000 idis# 5754,\$3,000 idis#5601,\$3,000 idis#5643,\$2,000 idis#5933),funding reduced to \$833,610.26. 1/30/17 reprog \$243,600 (\$3,600 for ADC) to idis#5945, funding reduced to \$590,010.26.2/2/17 reprog \$1778.21 to idis#5821 for ADC, funding reduced to \$588,232.05.2/2/17 reprog \$2000 to idis#5745 funding reduced to \$586,232.05. 2/9/17 reprog \$5,000 to idis#5588 funding reduced to \$581,232.05.2/9/17 reprog \$403.06 to idis#5922,funding reduced to \$580,828.99. 2/9/17 reprog \$2163.02 to idis#5821 \$1416.12) and idis#5832(\$746.90) funding reduced to \$578,665.97.2/17/17 reprog \$2070.78 from unencumbered EN(PI receipt),funding increased to \$580,736.75.2/21/17 reprog \$33,808.94 to idis #5860,funding reduced to \$546,927.81.2/27/17 reprog \$250,000 to idis# 5946,funding reduced to \$296,927.81.3/15/17 reprog \$8,436.26 from unencumbered(PI receipted)funding increased to \$305,364.07. 3/22/17 reprog \$10,000 to idis#5949,funding reduced to \$295,364.07.3/27/17 reprog \$11,000(\$1000 idis#5832 , \$2000 idis#5813,\$3000 idis#5815,\$2000 idis#5899,\$3000 idis#5822)funding reduced to \$284,364.07.3/30/17 reprog \$30,000 to idis#5872, funding reduced to \$254,364.07.4/13/17 reprog \$200,000 from idis#5853, funding increased to \$454,364.07.4/13/17 reprog \$15,000 to(\$2000 idis#5814 \$4000 idis#5812, \$2000 idis#5769,\$3000 idis#5885,\$4000 idis#5925) funding reduced to \$439,364.07. 4/14/17 reprog \$2000 to idis#5754 ADC, funding decreased to \$437,364.07. 4/18/17 reprog \$2000 to idis#5813,funding reduced to \$435,364.07. 5/3/17 reprog \$5,000 to idis#5826, funding reduced to \$430,364.07.5/9/17 reprog \$24,000 (\$10,000 idis#5822/\$4000 idis#5745/ \$10,000 idis #5946)funding reduced to \$406,364.07.6/5/17 reprog \$13,568.26 from unencumber EN, funding increased to \$419,932.33.6/20/17 reprog \$8,000 to(\$5,000 idis# 5919/\$3,000 idis# 5750),funding reduced to \$411,932.33.6/20/17 reprog \$19,000 to(\$3,000 idis#5864/\$4,000 idis#5930/\$4,000 idis#5940/\$5,000 idis#5925/\$3,000 idis# 5900 funding reduced to \$392,932.33.6/20/17 reprog \$453.63 to idis#5754, funding reduced to \$392,478.70.7/6/17 reprog \$8,000 to(\$4000 idis#5765,\$2000 idis#5899,\$2000 idis#5903)funding reduced to \$384,478.70.7/19/17 reprog \$5964.41 to(\$1292.60 idis#5911, \$4000 idis#5918, \$292.14 idis#5643, \$379.67 idis#5472),funding reduced to \$378,514.29. 8/10/17 reprog \$13,810.45 to(\$3,810.45 idis#5940, \$5000 idis#5925, \$5000 idis#5946)funding reduced to \$364,703.84.</p>	

PGM Year: 2016

Project: 0014 - 9.149-16 -Countywide Public Facility Fund

IDIS Activity: 5853 - 9.149-16 -Countywide Public Facility Fund

Status: Open Objective: Create suitable living environments

Location: 3403 10th St Countywide Riverside, CA 92501-3670 Outcome: Sustainability

Matrix Code: Public Facilities and Improvement (General) (03) National Objective: LMC

Initial Funding Date: 09/14/2016

Description:

The County will use CDBG funds for eligible community facility projects in low-income area throughout the County. As specific eligible projects are identified, the County will proceed with substantial amendments to the 2016-2017 One Year Action Plan pursuant to the Citizen Participation Plan. Pass-thru project only.

Financing

	Fund Type	Grant Year	Grant	Funded Amount	Drawn In Program Year	Drawn Thru Program Year
CDBG	EN	Pre-2015		\$20,965.24	\$0.00	\$0.00
		2015	B15UC060506	\$186,063.69	\$0.00	\$0.00
		2016	B16UC060506	\$92,955.66	\$0.00	\$0.00
Total	Total			\$299,984.59	\$0.00	\$0.00

Proposed Accomplishments

Public Facilities : 1

Actual Accomplishments

Number assisted:

	Owner		Renter		Total		Person	
	Total	Hispanic	Total	Hispanic	Total	Hispanic	Total	Hispanic
White:	0	0	0	0	0	0		0
Black/African American:	0	0	0	0	0	0	0	0
Asian:	0	0	0	0	0	0	0	0
American Indian/Alaskan Native:	0	0	0	0	0	0	0	0
Native Hawaiian/Other Pacific Islander:	0	0	0	0	0	0	0	0
American Indian/Alaskan Native & White:	0	0	0	0	0	0	0	0
Asian White:	0	0	0	0	0	0	0	0
Black/African American & White:	0	0	0	0	0	0	0	0
American Indian/Alaskan Native & Black/African American:	0	0	0	0	0	0	0	0
Other multi-racial:	0	0	0	0	0	0	0	0
Asian/Pacific Islander:	0	0	0	0	0	0	0	0
Hispanic:	0	0	0	0	0	0	0	0
Total:	0	0	0	0	0	0	0	0
Female-headed Households:	0		0		0			

Income Category:

	Owner	Renter	Total	Person
Extremely Low	0	0	0	0

Low Mod	0	0	0	0
Moderate	0	0	0	0
Non Low Moderate	0	0	0	0
Total	0	0	0	0
Percent Low/Mod				

Annual Accomplishments

Years	Accomplishment Narrative	# Benefitting
2016	Funding \$523,359.9/19/16 reprog \$130,353.43 from 2015 pass-thru project, funding increased to \$653,712.43.9/19/16 reprog \$20,000 from idis# 5850,funding increased to \$673,712.43.9/19/16 reprog \$2,000 to idis#5745,funding reduced to \$671,712.43. 9/26/16 increase \$56,445.40 from unencumber, canceled idis#1931/3393,funding increased to \$728,157.83.9/26/16 reprog \$1,545.82 to idis #5809,funding reduced to \$726,612.01. 9/26/16 reprog \$20,000 to idis#5936, funding reduced to \$706,612.01. 9/27/16 reprog \$2,000 to idis#5354, funding reduced to \$704,612.01. 9/27/16 reprog \$10,000 to idis#5812,funding reduced to \$694,612.01.10/4/16 PI Inc./EN dec \$23,838.68,reporg from unencumber, Torres-Martinez canceled projects, funding increased to \$718,450.69.10/4/16 PI Inc./EN dec \$16,000.84,reporg from unencumber, Torres-Martinez canceled projects, funding increased to \$734,451.53. 10/5/16 reprog \$4,000 to idis#5925,funding reduced to \$730,451.53. 10/5/16 reprog \$4,000 to idis# 5885,funding reduced to \$726,451.53.10/5/16 reprog \$4,000 to idis#5886,funding reduced to \$722,451.53.10/5/16 reprog \$4,000 to idis#5935, funding reduced to \$718,451.53.10/5/16 PI increase/EN decrease \$19,957.86/\$12,259.01,reporg from unencumbered, Torres-Martinez canceled projects, funding increased to \$750,668.40.10/6/16 reprog \$3,000 to idis#5821,funding reduced to \$747,668.40.10/6/16 PI Inc./EN dec \$4,025.80,funding increased to \$751,694.20.10/6/16 reprog \$1,000 to idis#5823,funding reduced to \$750,694.20.10/6/16 PI Inc./EN dec reprog \$4,237.84, \$1,577.24 reprog from unencum,Torres-Martiniz canceled projects, funding increased to \$756,509.28. 10/14/16 reprog \$10,000 to(idis#5900 \$2,000, idis#5794-\$2,000, idis#5911-\$2,000, idis#5197-\$2,000, idis#5613-\$2,000)funding reduced to \$746,509.28.10/14/16 reprog \$4,000(idis# 5512-\$2,000, idis#5753-\$2,000)funding reduced to \$742,509.28.10/19/16 PI increases/EN decreases \$50,034.67,reporg from unencumber, Torres-Martinez canceled projects, funding increased to \$792,543.95.10/24/16 PI increases/EN decreases \$37,648.78,reporg from unencum,Torres-Martiniz canceled projects, funding increased to \$830,192.73.10/25/16 reprog \$180,000 to idis# 5938(new),funding reduced to \$650,192.73. 10/25/16 reprog \$20,000 to idis#5938(ADC)funding reduced to \$630,192.73.10/26/16 reprog \$4,304.66 to idis#5735,funding reduced to \$625,888.07. 11/7/16 reprog \$286.72 to idis#5809, funding reduced to \$625,601.35. 11/7/16 reprog \$5,000 to idis#5814 (ADC),funding reduced to \$620,601.35. 11/7/16 reprog \$4,000 to idis#5821 (ADC),funding reduced to \$616,601.35. 11/7/16 due to IDIS system error Helpdesk said to reverse PI funded to idis#5472, \$468.50 (10.19.16) and \$2,062.50 (10.24.16) and allow system to auto draw from PI, funding reduced to \$614,070.35. 11/14/16 reprog \$3,000 to idis#5832 (ADC)funding reduced to \$611,070.35. 11/14/16 reprog \$49,271.80 from unencumber(PI Draws)funding increased to \$660,342.15. 11/14/16 reprog \$917.89 EN funding back to idis#5693,funding reduced to \$659,424.26.11/14/16 reprog \$48,462.86 from Unencumber (ADC payroll PI draws) funding increased to \$707,887.12.11/14/16 reprog \$917.89 EN funding from idis#5832 due to draw revised from idis#5693, funding increased to \$708,805.01.11/15/16 reprog \$116,696.48 (116,696.47 draw/.01 Adjust) from EN unencumber (PI Draws)funding increased to \$825,501.49.11/21/16 reprog \$2,000 to idis#5903 (ADC),funding reduced to \$823,501.49.11/21/16 reprog \$8,000 to idis#5873 (ADC),funding reduced to \$815,501.49.11/21/16 reprog \$1,000 to idis#5899(ADC),funding reduced to \$814,501.49. 11/29/16 reprog \$76.49 to idis #5809 (ADC),funding reduced to \$814,425.12/7/16 reprog \$7,500 to idis#5812 (ADC),funding reduced to \$806,925.12/7/16 PI inc/EN dec \$83,204.87 reporg from EN unencum,Torres-Martiniz canceled projects, funding increased to \$890,129.87.12/8/16 reprog \$15,000 to idis#5670,funding reduced to \$875,129.87.2/21/17 reprog \$374,072.03 to idis#5861,funding reduced to \$501,057.84.4/13/17 reprog \$200,000 to idis#5852,funding reduced to \$301,057.84.	
2017	8/16/17 reprog \$1,073.25 to idis#5913, funding reduced to \$299,984.59.	

PGM Year: 2016
Project: 0019 - 0.153-16 - Operation School Bell
IDIS Activity: 5854 - 0.153-16 - Operation School Bell

Status: Completed 4/4/2017 12:00:00 AM **Objective:** Create suitable living environments

Location: 28720 Via Montezuma Temecula, CA 92590-2510

Outcome: Availability/accessibility

Matrix Code: Public Services (General) (05)

National Objective: LMC

Initial Funding Date: 09/14/2016

Description:

Operation School Bell will use CDBG funds to provide school supplies and new clothing and shoes to children ages 5-17 from low-income families at a shopping event for eligible children.

Financing

	Fund Type	Grant Year	Grant	Funded Amount	Drawn In Program Year	Drawn Thru Program Year
CDBG	EN	2016	B16UC060506	\$37,311.00	\$37,311.00	\$37,311.00
Total	Total			\$37,311.00	\$37,311.00	\$37,311.00

Proposed Accomplishments

People (General) : 298

Actual Accomplishments*Number assisted:*

	Owner		Renter		Total		Person	
	Total	Hispanic	Total	Hispanic	Total	Hispanic	Total	Hispanic
White:	0	0	0	0	0	0	165	90
Black/African American:	0	0	0	0	0	0	18	2
Asian:	0	0	0	0	0	0	12	0
American Indian/Alaskan Native:	0	0	0	0	0	0	30	30
Native Hawaiian/Other Pacific Islander:	0	0	0	0	0	0	2	2
American Indian/Alaskan Native & White:	0	0	0	0	0	0	10	7
Asian White:	0	0	0	0	0	0	0	0
Black/African American & White:	0	0	0	0	0	0	0	0
American Indian/Alaskan Native & Black/African American:	0	0	0	0	0	0	15	0
Other multi-racial:	0	0	0	0	0	0	52	0
Asian/Pacific Islander:	0	0	0	0	0	0	0	0
Hispanic:	0	0	0	0	0	0	0	0
Total:	0	0	0	0	0	0	304	131
Female-headed Households:	0		0		0			

Income Category:

	Owner	Renter	Total	Person
Extremely Low	0	0	0	250
Low Mod	0	0	0	35
Moderate	0	0	0	19
Non Low Moderate	0	0	0	0
Total	0	0	0	304

Percent Low/Mod

100.0%

Annual Accomplishments

Years	Accomplishment Narrative	# Benefitting
2016	Funding \$37,311. Project Complete 3/31/17. Operation School Bell provided school supplies, new clothing and shoes to youth from low income families that reside in the third district for the purpose of creating a suitable living environment. CDBG funds were used for cost associated with the program.	

PGM Year: 2016
Project: 0020 - 0.154-16 - Domestic Violence Services
IDIS Activity: 5855 - 0.154-16 - Domestic Violence Services

Status: Completed 6/30/2017 12:00:00 AM

Objective: Create suitable living environments

Location: Address Suppressed

Outcome: Availability/accessibility

Matrix Code: Battered and Abused Spouses (05G)

National Objective: LMC

Initial Funding Date: 09/14/2016**Description:**

S.A.F.E. provides services to victims of domestic violence. CDBG funds will be used for staff salaries benefits (direct costs).

Financing

	Fund Type	Grant Year	Grant	Funded Amount	Drawn In Program Year	Drawn Thru Program Year
CDBG	EN	2016	B16UC060506	\$17,723.00	\$17,723.00	\$17,723.00
Total	Total			\$17,723.00	\$17,723.00	\$17,723.00

Proposed Accomplishments

People (General) : 1,300

Actual Accomplishments

<i>Number assisted:</i>	Owner		Renter		Total		Person	
	Total	Hispanic	Total	Hispanic	Total	Hispanic	Total	Hispanic
White:	0	0	0	0	0	0	1,060	585
Black/African American:	0	0	0	0	0	0	107	5
Asian:	0	0	0	0	0	0	25	3
American Indian/Alaskan Native:	0	0	0	0	0	0	9	0
Native Hawaiian/Other Pacific Islander:	0	0	0	0	0	0	14	0
American Indian/Alaskan Native & White:	0	0	0	0	0	0	0	0
Asian White:	0	0	0	0	0	0	1	0
Black/African American & White:	0	0	0	0	0	0	11	3
American Indian/Alaskan Native & Black/African American:	0	0	0	0	0	0	2	0
Other multi-racial:	0	0	0	0	0	0	139	0

Asian/Pacific Islander:	0	0	0	0	0	0	0	0
Hispanic:	0	0	0	0	0	0	0	0
Total:	0	0	0	0	0	0	1,368	596

Female-headed Households:	0	0	0
---------------------------	---	---	---

Income Category:

	Owner	Renter	Total	Person
Extremely Low	0	0	0	1,368
Low Mod	0	0	0	0
Moderate	0	0	0	0
Non Low Moderate	0	0	0	0
Total	0	0	0	1,368
Percent Low/Mod				100.0%

Annual Accomplishments

Years	Accomplishment Narrative	# Benefitting
2016	Funding \$17,723. Project Complete 6/30/17. SAFE provided new access to services for 1,368 battered and abused individuals during the 16/17 fiscal year. Services provided include counseling to victims of domestic violence, medical referrals, assistance with housing needs, and other services as needed. SAFE used CDBG funds for staff salaries and benefits (direct cost).	

PGM Year:	2016
Project:	0021 - 0.155-16 - H.O.P.E. Program
IDIS Activity:	5856 - 0.155-16 - H.O.P.E. Program

Status:	Completed 6/27/2017 12:00:00 AM	Objective:	Create suitable living environments
Location:	506 W Minthorn St Lake Elsinore, CA 92530-2807	Outcome:	Availability/accessibility
		Matrix Code:	Public Services (General) (05)
		National Objective:	LMC

Initial Funding Date: 09/14/2016

Description:

H.O.P.E. provides meals, housing assistance, and clothing to needy families, seniors, and homeless persons in Lake Elsinore, Sedco Hills, Canyon Lake, Wildomar, Meadowbrook, and West Perris areas. CDBG funds will be used for consumable supplies, space cost, utilities, food, and transportation costs.

Financing

	Fund Type	Grant Year	Grant	Funded Amount	Drawn In Program Year	Drawn Thru Program Year
CDBG	EN	2016	B16UC060506	\$71,711.00	\$71,711.00	\$71,711.00
Total	Total			\$71,711.00	\$71,711.00	\$71,711.00

Proposed Accomplishments

People (General) : 609

Actual Accomplishments

Number assisted:

	Owner		Renter		Total		Person	
	Total	Hispanic	Total	Hispanic	Total	Hispanic	Total	Hispanic
White:	0	0	0	0	0	0	566	212
Black/African American:	0	0	0	0	0	0	37	5
Asian:	0	0	0	0	0	0	2	0
American Indian/Alaskan Native:	0	0	0	0	0	0	5	0
Native Hawaiian/Other Pacific Islander:	0	0	0	0	0	0	2	0
American Indian/Alaskan Native & White:	0	0	0	0	0	0	0	0
Asian White:	0	0	0	0	0	0	5	5
Black/African American & White:	0	0	0	0	0	0	0	0
American Indian/Alaskan Native & Black/African American:	0	0	0	0	0	0	0	0
Other multi-racial:	0	0	0	0	0	0	19	0
Asian/Pacific Islander:	0	0	0	0	0	0	0	0
Hispanic:	0	0	0	0	0	0	0	0
Total:	0	0	0	0	0	0	636	222
Female-headed Households:	0		0		0			

Income Category:

	Owner	Renter	Total	Person
Extremely Low	0	0	0	463
Low Mod	0	0	0	127
Moderate	0	0	0	46
Non Low Moderate	0	0	0	0
Total	0	0	0	636
Percent Low/Mod				100.0%

Annual Accomplishments

Years	Accomplishment Narrative	# Benefitting
2016	Funding \$56,711. 3/7/17 reprog \$10,000 from idis#5879, funding increased to \$66,711. 5/3/17 reprog \$5,000 from idis#5852, funding increased to \$71,711. Project Complete 4/7/17. H.O.P.E. provide meals and clothing to low income families, seniors, and homeless persons in Lake Elsinore, Sedco Hills, Canyon Lake, South Corona, Meadowbrook, and West Perris area for the purpose of providing a suitable living environment. Additional \$10,000 funding was allocated to H.O.P.E. which was utilized for the accessibility of food to low income individuals and families. CDBG funds were used for consumable supplies, space cost, utilities, transportation, and food. Leverage funding was provided from EFSP funding.	

PGM Year: 2016
Project: 0022 - 0.156-16 - Blythe Harmony Kitchen
IDIS Activity: 5857 - 0.156-16 - Blythe Harmony Kitchen

Status: Completed 6/27/2017 12:00:00 AM **Objective:** Create suitable living environments
Location: 219 S Main St Blythe, CA 92225-2510 **Outcome:** Availability/accessibility

Initial Funding Date: 09/14/2016

Description:

The Harmony Kitchen provides lunch, five days a week, to low-income individuals, seniors, and homeless residents of the Palo Verde Valley. CDBG funds will be used for food and other operational expenses such as utilities, staff salaries (direct cost), and program supplies.

Financing

	Fund Type	Grant Year	Grant	Funded Amount	Drawn In Program Year	Drawn Thru Program Year
CDBG	EN	2016	B16UC060506	\$15,669.57	\$15,669.57	\$15,669.57
Total	Total			\$15,669.57	\$15,669.57	\$15,669.57

Proposed Accomplishments

People (General) : 500

Actual Accomplishments*Number assisted:*

	Owner		Renter		Total		Person	
	Total	Hispanic	Total	Hispanic	Total	Hispanic	Total	Hispanic
White:	0	0	0	0	0	0	268	62
Black/African American:	0	0	0	0	0	0	62	4
Asian:	0	0	0	0	0	0	4	2
American Indian/Alaskan Native:	0	0	0	0	0	0	9	5
Native Hawaiian/Other Pacific Islander:	0	0	0	0	0	0	1	0
American Indian/Alaskan Native & White:	0	0	0	0	0	0	6	2
Asian White:	0	0	0	0	0	0	2	0
Black/African American & White:	0	0	0	0	0	0	14	2
American Indian/Alaskan Native & Black/African American:	0	0	0	0	0	0	7	3
Other multi-racial:	0	0	0	0	0	0	3	0
Asian/Pacific Islander:	0	0	0	0	0	0	0	0
Hispanic:	0	0	0	0	0	0	0	0
Total:	0	0	0	0	0	0	376	80

Female-headed Households:

0 0 0

Income Category:

	Owner	Renter	Total	Person
Extremely Low	0	0	0	249
Low Mod	0	0	0	82
Moderate	0	0	0	45
Non Low Moderate	0	0	0	0
Total	0	0	0	376
Percent Low/Mod				100.0%

Annual Accomplishments

Years	Accomplishment Narrative	# Benefitting
2016	Funding \$16,525. 6/26/17 year end clean-up reprog remaining \$855.43 to idis#5670, funding reduced to \$15,669.57. Project Complete on 3/31/17. CDBG funds were used to pay for costs associated with the operations of the Blythe Harmony Food Pantry. These costs include food supplies, electricity, water/sewer, pest control, phone, gas, supplies, and other direct program related expenses. With assistance from the CDBG program, the pantry was able to provide accessibility to lunch five days a week to homeless and low-income individuals for the purpose of creating a suitable living environment.	

PGM Year: 2016
Project: 0023 - 0.157-16 - Boys and Girls Club-Camp Kids Program
IDIS Activity: 5858 - 0.157-16 - Boys and Girls Club-Camp Kids Program

Status: Completed 6/27/2017 12:00:00 AM Objective: Create suitable living environments
Location: 38755 Brookside Ave 1015 Carnation Lane Cherry Valley, CA 92223-4244 Outcome: Availability/accessibility
Matrix Code: Child Care Services (05L) National Objective: LMC

Initial Funding Date: 09/14/2016

Description:

The Boys and Girls Club of San Geronio Pass provides after-school, summer, and winter break programs to children ages 5-12 at Brookside Elementary School during the winter break and Anna Hause Elementary School in the summer. Services include character building, sports and recreation, photography, field trips, and computer education. CDBG funds will used for staff salaries (direct cost) and consumable supplies.

Financing

	Fund Type	Grant Year	Grant	Funded Amount	Drawn In Program Year	Drawn Thru Program Year
CDBG	EN	2016	B16UC060506	\$2,660.34	\$2,660.34	\$2,660.34
	PI			\$18,607.66	\$18,607.66	\$18,607.66
Total	Total			\$21,268.00	\$21,268.00	\$21,268.00

Proposed Accomplishments

People (General) : 45

Actual Accomplishments

Number assisted:

	Owner		Renter		Total		Person	
	Total	Hispanic	Total	Hispanic	Total	Hispanic	Total	Hispanic
White:	0	0	0	0	0	0	25	9
Black/African American:	0	0	0	0	0	0	9	2
Asian:	0	0	0	0	0	0	1	0
American Indian/Alaskan Native:	0	0	0	0	0	0	0	0
Native Hawaiian/Other Pacific Islander:	0	0	0	0	0	0	0	0
American Indian/Alaskan Native & White:	0	0	0	0	0	0	6	3
Asian White:	0	0	0	0	0	0	0	0
Black/African American & White:	0	0	0	0	0	0	6	1
American Indian/Alaskan Native & Black/African American:	0	0	0	0	0	0	0	0

Other multi-racial:	0	0	0	0	0	0	0	0
Asian/Pacific Islander:	0	0	0	0	0	0	0	0
Hispanic:	0	0	0	0	0	0	0	0
Total:	0	0	0	0	0	0	47	15

Female-headed Households: 0 0 0

Income Category:

	Owner	Renter	Total	Person
Extremely Low	0	0	0	20
Low Mod	0	0	0	10
Moderate	0	0	0	17
Non Low Moderate	0	0	0	0
Total	0	0	0	47
Percent Low/Mod	100.0%			

Annual Accomplishments

Years	Accomplishment Narrative	# Benefitting
2016	Funding \$21,268. 10/19/16 increase PI/decrease EN \$18,607.66, funding remains the same at \$21,268. Project Complete 2/22/17. The Boys & Girls Club provided structured activities to 47 youth participating in the Boys and Girls club afterschool summer and winter program for the purpose of providing a suitable living environment that is accessible to low income clients. The boys & girls club used CDBG funds for the cost of direct staff cost associated with oversight of youth and administering program activities including thanksgiving camp which included art and crafts, winter break camp which included tournaments and Olympic challenges, and holiday camp which included of holiday activities for the purpose of availability of activities for low-to moderate income clients. Leverage funding was utilized from private donations and fees.	

PGM Year:	2016
Project:	0024 - 0.158-16 - Project Independence
IDIS Activity:	5859 - 0.158-16 - Project Independence

Status:	Completed 6/27/2017 12:00:00 AM	Objective:	Create suitable living environments
Location:	2130 E 4th St Countywide Santa Ana, CA 92705-3818	Outcome:	Affordability
		Matrix Code:	Abused and Neglected Children (05N)
		National Objective:	LMC

Initial Funding Date: 09/14/2016

Description:

Project Independence will provide youth that are transitioning out of foster care with housing, food, basic needs, and prepare them for successful independent living. CDBG funds will be used for program "scholarships".

Financing

	Fund Type	Grant Year	Grant	Funded Amount	Drawn In Program Year	Drawn Thru Program Year
CDBG	EN	2016	B16UC060506	\$7,562.00	\$7,562.00	\$7,562.00

Total	Total			\$7,562.00	\$7,562.00	\$7,562.00
--------------	--------------	--	--	-------------------	-------------------	-------------------

Proposed Accomplishments

People (General) : 25

Actual Accomplishments

Number assisted:	Owner		Renter		Total		Person	
	Total	Hispanic	Total	Hispanic	Total	Hispanic	Total	Hispanic
White:	0	0	0	0	0	0		0
Black/African American:	0	0	0	0	0	0	1	0
Asian:	0	0	0	0	0	0	0	0
American Indian/Alaskan Native:	0	0	0	0	0	0	0	0
Native Hawaiian/Other Pacific Islander:	0	0	0	0	0	0	0	0
American Indian/Alaskan Native & White:	0	0	0	0	0	0	0	0
Asian White:	0	0	0	0	0	0	0	0
Black/African American & White:	0	0	0	0	0	0	1	0
American Indian/Alaskan Native & Black/African American:	0	0	0	0	0	0	0	0
Other multi-racial:	0	0	0	0	0	0	1	0
Asian/Pacific Islander:	0	0	0	0	0	0	0	0
Hispanic:	0	0	0	0	0	0	0	0
Total:	0	0	0	0	0	0	3	0
Female-headed Households:	0		0		0			
Income Category:								
	Owner	Renter	Total	Person				
Extremely Low	0	0	0	0				
Low Mod	0	0	0	3				
Moderate	0	0	0	0				
Non Low Moderate	0	0	0	0				
Total	0	0	0	3				
Percent Low/Mod	100.0%							

Annual Accomplishments

Years	Accomplishment Narrative	# Benefitting
2016	Funding \$7,562. 6/14/2017. The Sponsor provided youth that are transitioning out of foster care with housing, food, and basic needs to prepare them for a successful independent living, for the purpose of creating a suitable living environment. The Sponsor used CDBG funds for housing assistance. By providing availability and accessibility with this unique program, the Sponsor met the national objective of benefiting three (3) low- to moderate-income individuals. Leveraged funding came from state, in kind and foundation funding.	

PGM Year:	2016
Project:	0025 - 0.159-16 - Court Appointed Special Advocates (CASA) Program
IDIS Activity:	5860 - 0.159-16 - Court Appointed Special Advocates (CASA) Program

Status: Completed 6/27/2017 12:00:00 AM Objective: Create suitable living environments

Location: 2851 Meadow Lark Dr Riverside County Courthouses San Diego, CA 92123-2709

Outcome: Availability/accessibility

Matrix Code: Abused and Neglected Children (05N)

National Objective: LMC

Initial Funding Date: 09/14/2016

Description:

Voices for Children, Court Appointed Special Advocate (CASA) Program, trains volunteers who are requested by a judge to represent the best interests of an abused or neglected child in court. These trained volunteers independently investigate an abused child's circumstances, report findings to the Courts, monitor the delivery of services, and advocate on the child's behalf throughout the process. CDBG funds will be used for staff salaries benefits (direct costs), equipment leases, supplies, telephone, and other operational expenses.

Financing

	Fund Type	Grant Year	Grant	Funded Amount	Drawn In Program Year	Drawn Thru Program Year
CDBG	EN	Pre-2015		\$16,296.00	\$0.00	\$0.00
		2014	B14UC060506		\$16,296.00	\$16,296.00
		2016	B16UC060506	\$94,839.88	\$94,839.88	\$94,839.88
	PI			\$10,864.12	\$10,864.12	\$10,864.12
Total	Total			\$122,000.00	\$122,000.00	\$122,000.00

Proposed Accomplishments

People (General) : 84

Actual Accomplishments

Number assisted:

	Owner		Renter		Total		Person	
	Total	Hispanic	Total	Hispanic	Total	Hispanic	Total	Hispanic
White:	0	0	0	0	0	0	82	51
Black/African American:	0	0	0	0	0	0	24	8
Asian:	0	0	0	0	0	0	1	0
American Indian/Alaskan Native:	0	0	0	0	0	0	1	1
Native Hawaiian/Other Pacific Islander:	0	0	0	0	0	0	0	0
American Indian/Alaskan Native & White:	0	0	0	0	0	0	1	0
Asian White:	0	0	0	0	0	0	0	0
Black/African American & White:	0	0	0	0	0	0	0	0
American Indian/Alaskan Native & Black/African American:	0	0	0	0	0	0	0	0
Other multi-racial:	0	0	0	0	0	0	21	0
Asian/Pacific Islander:	0	0	0	0	0	0	0	0
Hispanic:	0	0	0	0	0	0	0	0
Total:	0	0	0	0	0	0	130	60
Female-headed Households:	0		0		0			

Income Category:

	Owner	Renter	Total	Person
Extremely Low	0	0	0	130
Low Mod	0	0	0	0
Moderate	0	0	0	0

Non Low Moderate	0	0	0	0
Total	0	0	0	130
Percent Low/Mod				100.0%

Annual Accomplishments

Years	Accomplishment Narrative	# Benefitting
2016	Funding \$42,000. 10/4/16 increase PI/decrease EN \$4,926.96, funding remains the same \$42,000. 10/19/16 increase PI/decrease EN \$2,000, funding remains the same at \$42,000. 2/21/17 reprog \$40,000 from (\$6,191.06 idis#5587 and \$33,808.94 idis#5852)funding increased to \$82,000. 2/23/17 reprog \$30,000 from (\$15,000 idis#5873 / \$15,000 idis#5870), funding increased to \$112,000. 4/4/17 reprog \$10,000 from idis#5870, funding increased to \$122,000. Project Complete 5/24/2017. The Sponsor provided trained volunteers who are requested by a judge to represent the best interests of an abused or neglected child in court. These trained volunteers independently investigate an abused child's circumstances, report findings to the Courts, monitor the delivery of services, and advocate on the child's behalf throughout the process, for the purpose of creating a suitable living environment. The Sponsor used CDBG funds were used to pay for staff salaries/benefits (direct costs). By providing availability and accessibility with this unique program, the Sponsor met the national objective of benefiting low- to moderate-income individuals. Leveraged funding came from private and local funding.	

PGM Year:	2016
Project:	0026 - 0.160-16 - Community Impact Plans
IDIS Activity:	5861 - 0.160-16 - Community Impact Plans

Status:	Completed 6/30/2017 12:00:00 AM	Objective:	Create suitable living environments
Location:	4080 Lemon St Countywide Riverside, CA 92501-3609	Outcome:	Sustainability
		Matrix Code:	Code Enforcement (15)
		National Objective:	LMA

Initial Funding Date: 09/14/2016

Description:

CDBG funds will be used by the County to conduct enhanced code enforcement activities in targeted unincorporated areas of the County. The purpose of code enforcement is to enhance public safety and the quality of life, through fair enforcement of laws and codes, in partnership with communities, as well as, private and publically-funded improvements, rehabilitation, and other services. The CDBG-funded code enforcement will target dangerous and substandard structures, zoning violations, and other health and safety issues. Eligible costs include the salaries (direct cost), overhead, and related expenses of code enforcement officers and legal proceedings.

Financing

	Fund Type	Grant Year	Grant	Funded Amount	Drawn In Program Year	Drawn Thru Program Year
CDBG	EN	2016	B16UC060506	\$480,677.19	\$480,677.19	\$480,677.19
	LA	2003	B03UC060506	\$152,076.26	\$152,076.26	\$152,076.26
		2004	B04UC060506	\$8,579.41	\$8,579.41	\$8,579.41
	PI			\$22,739.17	\$22,739.17	\$22,739.17
Total	Total			\$664,072.03	\$664,072.03	\$664,072.03

Proposed Accomplishments

People (General) : 118,585
Total Population in Service Area: 118,585
Census Tract Percent Low / Mod: 62.85

Annual Accomplishments

Years	Accomplishment Narrative	# Benefitting
2016	Funding \$290,000. 12/14/16 (Torres-Martinez canceled project) increase \$160,655.67 from LA unencumbered/decrease \$160,655.67 EN to unencumbered, funding remains the same at \$290,000. 12/14/16 increase PI/decrease EN \$14,302.91, funding remains the same at \$290,000. 2/21/17 reprog \$374,072.03 from idis#5853, funding increased to \$664,072.03. 3/15/17 increase PI from unencumbered, decrease EN \$8,436.26, funding remains the same. The project is 100% complete utilizing CDBG funds to administer Code Enforcement enhanced services. CDBG funds were used to cover costs incurred for the inspection and enforcement of code violations, which include salaries and related expenses of code enforcement officer to deter code violations and address deterioration in low-mod communities. Code officers delivered their skills and knowledge of prevention, education, and enforcement under eligible Community Impact Project areas in Riverside County's unincorporated communities. Final reports demonstrate that as a result of this program, a total of 1,047 cases were opened; 871 Code cases were closed; 2,883 Inspections were completed; 232 Administrative Citations were issued; 406 Notice of Violations were issued, 23 Administrative Abatements completed, 2 Warrants were issued, and 63 Proactive Operations were executed. The types of code violations reported include, but are not limited to: Accumulated Rubbish, Substandard Structures, Graffiti, Illegal Dumping, Excessive Animals; Unpermitted Fencing, Shipping Containers, Grading/Stockpiling, Illegal Land use or Occupancy, Substandard Mobile Homes, Occupies Recreational Vehicles, Construction without Permits, and Illegal posting of Signs. Proactive operations consist of addressing the following nuisances: Illegal Parking, Illegal Signs, Graffiti, Blight program, Unauthorized Yard-Sales, and Illegal Vending.	

PGM Year:	2016
Project:	0027 - 0.161-16 - Home Enhancement Program- Pre 1978
IDIS Activity:	5862 - 0.161-16 - Home Enhancement Program- Pre 1978

Status:	Open	Objective:	Provide decent affordable housing
Location:	3403 10th St Countywide Riverside, CA 92501-3670	Outcome:	Affordability
		Matrix Code:	Rehab; Single-Unit Residential (14A)
		National Objective:	LMH

Initial Funding Date: 09/14/2016

Description:

The Neighborhood Enhancement Unit (NEU) will expand its Home Enhancement Program exterior home repair to include lead-based paint testing and abating homes as part of a rehab activity for homes built prior to 1978. Residential homes or rental properties built before 1978, with children under six years of age, or a pregnant woman living at the home may be eligible for grant-funded lead abatement. CDBG funds will be used to pay for the cost of staff salaries (direct cost), lead testing, lead abatement, and may include the installation of new windows, doors, and siding.

Financing

	Fund Type	Grant Year	Grant	Funded Amount	Drawn In Program Year	Drawn Thru Program Year
CDBG	EN	2016	B16UC060506	\$200,000.00	\$12,089.57	\$12,089.57
Total	Total			\$200,000.00	\$12,089.57	\$12,089.57

Proposed Accomplishments

Housing Units : 10

Actual Accomplishments

Number assisted:

	Owner		Renter		Total		Person	
	Total	Hispanic	Total	Hispanic	Total	Hispanic	Total	Hispanic
White:	0	0	0	0	0	0	0	0

Black/African American:	0	0	0	0	0	0	0	0
Asian:	0	0	0	0	0	0	0	0
American Indian/Alaskan Native:	0	0	0	0	0	0	0	0
Native Hawaiian/Other Pacific Islander:	0	0	0	0	0	0	0	0
American Indian/Alaskan Native & White:	0	0	0	0	0	0	0	0
Asian White:	0	0	0	0	0	0	0	0
Black/African American & White:	0	0	0	0	0	0	0	0
American Indian/Alaskan Native & Black/African American:	0	0	0	0	0	0	0	0
Other multi-racial:	0	0	0	0	0	0	0	0
Asian/Pacific Islander:	0	0	0	0	0	0	0	0
Hispanic:	0	0	0	0	0	0	0	0
Total:	0	0	0	0	0	0	0	0

Female-headed Households:	0	0	0
---------------------------	---	---	---

Income Category:

	Owner	Renter	Total	Person
Extremely Low	0	0	0	0
Low Mod	0	0	0	0
Moderate	0	0	0	0
Non Low Moderate	0	0	0	0
Total	0	0	0	0
Percent Low/Mod				

Annual Accomplishments

Years	Accomplishment Narrative	# Benefitting
2016	Funding \$200,000. The project is 6 percent Complete. CDBG funds are being utilized by the Agency's Neighborhood Enhancement Unit to pay for staff salaries (direct costs), marketing materials, and supplies for the administration and implementation of Pre-1978 Home Rehab Program. To-date, 6 homes on the exterior have been tested, with one home testing Positive for Lead-based paint. These services are available for eligible low-income homeowners in the unincorporated and cooperating city areas in Riverside County.	

PGM Year:	2016
Project:	0028 - 0.162-16 - Community Food Pantry of Murrieta
IDIS Activity:	5863 - 0.162-16 - Community Food Pantry of Murrieta

Status:	Completed 6/30/2017 12:00:00 AM	Objective:	Create suitable living environments
---------	---------------------------------	------------	-------------------------------------

Location:	38444 Sky Canyon Dr Murrieta, CA 92563-2668	Outcome:	Availability/accessibility
-----------	---------------------------------------------	----------	----------------------------

Matrix Code:	Public Services (General) (05)	National Objective:	LMC
--------------	--------------------------------	---------------------	-----

Initial Funding Date: 09/14/2016

Description:

Community Food Pantry of Murrieta provides emergency assistance to homeless and low-income clients. Clients are provided assistance with clothing, food, and household items. CDBG funds will be used for program related costs.

Financing

	Fund Type	Grant Year	Grant	Funded Amount	Drawn In Program Year	Drawn Thru Program Year
CDBG	EN	2016	B16UC060506	\$70,000.00	\$70,000.00	\$70,000.00
Total	Total			\$70,000.00	\$70,000.00	\$70,000.00

Proposed Accomplishments

People (General) : 1,200

Actual Accomplishments

Number assisted:

	Owner		Renter		Total		Person	
	Total	Hispanic	Total	Hispanic	Total	Hispanic	Total	Hispanic
White:	0	0	0	0	0	0	752	415
Black/African American:	0	0	0	0	0	0	69	7
Asian:	0	0	0	0	0	0	153	7
American Indian/Alaskan Native:	0	0	0	0	0	0	4	0
Native Hawaiian/Other Pacific Islander:	0	0	0	0	0	0	34	22
American Indian/Alaskan Native & White:	0	0	0	0	0	0	2	0
Asian White:	0	0	0	0	0	0	16	4
Black/African American & White:	0	0	0	0	0	0	12	0
American Indian/Alaskan Native & Black/African American:	0	0	0	0	0	0	5	4
Other multi-racial:	0	0	0	0	0	0	117	0
Asian/Pacific Islander:	0	0	0	0	0	0	0	0
Hispanic:	0	0	0	0	0	0	0	0
Total:	0	0	0	0	0	0	1,164	459
Female-headed Households:	0		0		0			

Income Category:

	Owner	Renter	Total	Person
Extremely Low	0	0	0	829
Low Mod	0	0	0	233
Moderate	0	0	0	79
Non Low Moderate	0	0	0	23
Total	0	0	0	1,164
Percent Low/Mod				98.0%

Annual Accomplishments

Years	Accomplishment Narrative	# Benefitting
2016	Funding \$35,000. 3/27/17 reprog \$35,000 from idis#5879, funding increased to \$70,000. Project Complete 6/30/17. The Community Food Pantry of Murrieta was able to provide new access to 1,164 individuals. Services provided include emergency assistance to homeless and low-income clients. Clients are provided assistance with clothing, food and household items. CDBG funds were used for program related costs. The program received \$73,487.86 in leveraging from private, federal and state and local entities.	

PGM Year:	2016		
Project:	0029 - 0.163-16 - Critical Home Maintenance and Repair Program		
IDIS Activity:	5864 - 0.163-16 - Critical Home Maintenance and Repair Program		

Status:	Open	Objective:	Provide decent affordable housing	
Location:	27475 Ynez Rd Temecula, CA 92591-4612	Outcome:	Affordability	
		Matrix Code:	Rehab; Single-Unit Residential (14A)	National Objective: LMH

Initial Funding Date: 09/14/2016

Description:

Habitat for Humanity Inland Valley provides both major and minor home repair for low-to moderate-income families, seniors, and veterans to help keep homes affordable and secure. CDBG funds will be used for staff salaries benefits (direct costs), consultant and contract services, volunteer supplies, permit fees, and other program related expenses.

Financing

	Fund Type	Grant Year	Grant	Funded Amount	Drawn In Program Year	Drawn Thru Program Year
CDBG	EN	2015	B15UC060506	\$20,782.00	\$0.00	\$0.00
		2016	B16UC060506	\$94,000.00	\$14,443.41	\$14,443.41
Total	Total			\$114,782.00	\$14,443.41	\$14,443.41

Proposed Accomplishments

Housing Units : 10

Actual Accomplishments

Number assisted:

	Owner		Renter		Total		Person	
	Total	Hispanic	Total	Hispanic	Total	Hispanic	Total	Hispanic
White:	1	0	0	0	1	0	0	0
Black/African American:	0	0	0	0	0	0	0	0
Asian:	0	0	0	0	0	0	0	0
American Indian/Alaskan Native:	0	0	0	0	0	0	0	0
Native Hawaiian/Other Pacific Islander:	0	0	0	0	0	0	0	0
American Indian/Alaskan Native & White:	0	0	0	0	0	0	0	0
Asian White:	0	0	0	0	0	0	0	0
Black/African American & White:	0	0	0	0	0	0	0	0
American Indian/Alaskan Native & Black/African American:	0	0	0	0	0	0	0	0
Other multi-racial:	0	0	0	0	0	0	0	0
Asian/Pacific Islander:	0	0	0	0	0	0	0	0
Hispanic:	0	0	0	0	0	0	0	0
Total:	1	0	0	0	1	0	0	0
Female-headed Households:	1		0		1			

Income Category:

	Owner	Renter	Total	Person
Extremely Low	0	0	0	0
Low Mod	1	0	1	0
Moderate	0	0	0	0
Non Low Moderate	0	0	0	0
Total	1	0	1	0
Percent Low/Mod	100.0%		100.0%	

Annual Accomplishments

Years	Accomplishment Narrative	# Benefitting
2016	Funding \$58,000. 2/21/17 reprog \$10,000 from idis#5587 for ACD, funding increased to \$68,000. 3/29/17 reprog \$3,000 from idis#5879 for ADC, funding increased to \$71,000.6/20/17 reprog \$3,000 from idis#5864 for ADC, funding increased to \$74,000. 6/26/17 reprog \$20,000 from idis#5916 (City of Canyon Lake) funding increased to \$94,000. 6/27/17 reprog \$20,782 from idis#5746 (City of Canyon Lake) funding increased to \$114,782. Project underway. One (1) home completed currently working on 6 homes. The Sponsor provides minor home maintenance and critical home repair services to low-income individuals, for the purpose of providing decent affordable housing. The Sponsor will use CDBG funds to pay for staff salaries/benefits (direct costs), consultant and contract services, volunteer supplies, permit fees, and other program related expenses. By providing affordability with this unique program, the sponsor will meet the national objective of benefiting 10 low-to moderate-income individuals. Leverage funding to be determined.	

PGM Year:	2016
Project:	0030 - 0.164-16 - Digital Learning for Disadvantaged Youth
IDIS Activity:	5865 - 0.164-16 - Digital Learning for Disadvantaged Youth

Status:	Completed 6/30/2017 12:00:00 AM	Objective:	Create suitable living environments
Location:	24275 Jefferson Ave Murrieta, CA 92562-7285	Outcome:	Availability/accessibility
		Matrix Code:	Public Services (General) (05)
		National Objective:	LMC

Initial Funding Date: 09/14/2016

Description:

Oak Grove serves those with medical, psychological, behavioral, trauma, and/or substance abuse issues. The Digital Learning for Disadvantaged Youth Program provides hands-on technology-based learning and tutoring for students who otherwise would not have access to such a program. CDBG funds will be used for staff salaries benefits (direct costs), purchase of equipment, and other program related expenses.

Financing

	Fund Type	Grant Year	Grant	Funded Amount	Drawn In Program Year	Drawn Thru Program Year
CDBG	EN	2016	B16UC060506	\$10,000.00	\$10,000.00	\$10,000.00
Total	Total			\$10,000.00	\$10,000.00	\$10,000.00

Proposed Accomplishments

People (General) : 125

Actual Accomplishments

	Owner		Renter		Total		Person	
Number assisted:	Total	Hispanic	Total	Hispanic	Total	Hispanic	Total	Hispanic

White:	0	0	0	0	0	0	78	37
Black/African American:	0	0	0	0	0	0	26	2
Asian:	0	0	0	0	0	0	2	0
American Indian/Alaskan Native:	0	0	0	0	0	0	2	2
Native Hawaiian/Other Pacific Islander:	0	0	0	0	0	0	1	0
American Indian/Alaskan Native & White:	0	0	0	0	0	0	2	1
Asian White:	0	0	0	0	0	0	0	0
Black/African American & White:	0	0	0	0	0	0	3	2
American Indian/Alaskan Native & Black/African American:	0	0	0	0	0	0	0	0
Other multi-racial:	0	0	0	0	0	0	11	0
Asian/Pacific Islander:	0	0	0	0	0	0	0	0
Hispanic:	0	0	0	0	0	0	0	0
Total:	0	0	0	0	0	0	125	44

Female-headed Households:	0	0	0
---------------------------	---	---	---

Income Category:

	Owner	Renter	Total	Person
Extremely Low	0	0	0	101
Low Mod	0	0	0	7
Moderate	0	0	0	2
Non Low Moderate	0	0	0	15
Total	0	0	0	125
Percent Low/Mod				88.0%

Annual Accomplishments

Years	Accomplishment Narrative	# Benefitting
2016	Funding \$10,000. Project Complete 3/1/2017. The Sponsor provided those with medical, psychological, behavioral, trauma, and/or substance abuse issues a hands-on technology-based learning and tutoring program, for the purpose of creating a suitable living environment. The Sponsor used CDBG funds to purchase equipment and storage. By providing availability and accessibility with this unique program, the Sponsor met the national objective of benefiting low- to moderate-income individuals. Leveraged funding came from private funding.	

PGM Year:	2016
Project:	0031 - 0.165-16 - Care-A-Van Transit
IDIS Activity:	5866 - 0.165-16 - Care-A-Van Transit

Status:	Completed 3/2/2017 12:00:00 AM	Objective:	Create suitable living environments
---------	--------------------------------	------------	-------------------------------------

Location:	749 N State St Hemet, CA 92543-1402	Outcome:	Availability/accessibility
-----------	-------------------------------------	----------	----------------------------

Matrix Code:	Senior Services (05A)	National Objective:	LMC
--------------	-----------------------	---------------------	-----

Initial Funding Date:	09/15/2016
-----------------------	------------

Description:

Care-A-Van provides transportation services for elderly and permanently disabled individuals to and from medical appointments, visits to social services agencies, and other necessary errands. CDBG funds will be used for staff salaries (direct cost).

Financing

	Fund Type	Grant Year	Grant	Funded Amount	Drawn In Program Year	Drawn Thru Program Year
CDBG	EN	2016	B16UC060506	\$13,000.00	\$13,000.00	\$13,000.00
Total	Total			\$13,000.00	\$13,000.00	\$13,000.00

Proposed Accomplishments

People (General) : 600

Actual Accomplishments

<i>Number assisted:</i>	Owner		Renter		Total		Person	
	Total	Hispanic	Total	Hispanic	Total	Hispanic	Total	Hispanic
White:	0	0	0	0	0	0	385	104
Black/African American:	0	0	0	0	0	0	78	0
Asian:	0	0	0	0	0	0	0	0
American Indian/Alaskan Native:	0	0	0	0	0	0	0	0
Native Hawaiian/Other Pacific Islander:	0	0	0	0	0	0	0	0
American Indian/Alaskan Native & White:	0	0	0	0	0	0	0	0
Asian White:	0	0	0	0	0	0	0	0
Black/African American & White:	0	0	0	0	0	0	0	0
American Indian/Alaskan Native & Black/African American:	0	0	0	0	0	0	0	0
Other multi-racial:	0	0	0	0	0	0	0	0
Asian/Pacific Islander:	0	0	0	0	0	0	0	0
Hispanic:	0	0	0	0	0	0	0	0
Total:	0	0	0	0	0	0	463	104
Female-headed Households:	0		0		0			

Income Category:

	Owner	Renter	Total	Person
Extremely Low	0	0	0	463
Low Mod	0	0	0	0
Moderate	0	0	0	0
Non Low Moderate	0	0	0	0
Total	0	0	0	463
Percent Low/Mod				100.0%

Annual Accomplishments

Years	Accomplishment Narrative	# Benefitting
--------------	---------------------------------	----------------------

2016 Funding \$13,000. Project Complete 3/1/17. Care-A-Van Transit program provided transportation services to the elderly and permanently disabled individuals that live in the Hemet and San Jacinto area, for the purpose of creating a suitable living environment. Care-A-Van Transit used CDBG funds to pay for staff salaries. By providing access to these members of the community Care-A-Van Transit met the national objective of benefiting 463 senior and disabled residents in the community of Hemet/San Jacinto.

PGM Year:	2016				
Project:	0032 - 0.166-16 - Women's Health Assistance Program				
IDIS Activity:	5867 - 0.166-16 - Women's Health Assistance Program				
Status:	Completed 6/27/2017 12:00:00 AM		Objective:	Create suitable living environments	
Location:	27645 Jefferson Ave Ste 117 Temecula, CA 92590-2649		Outcome:	Availability/accessibility	
			Matrix Code:	Health Services (05M)	National Objective: LMC

Initial Funding Date: 09/15/2016

Description:
 The Women's Health Program provides breast cancer awareness, support, and medical services to low-income women of Murrieta that are uninsured or underinsured. CDBG funds will be used for counseling, referrals, testing, screening, and other program related expenses.

Financing

	Fund Type	Grant Year	Grant	Funded Amount	Drawn In Program Year	Drawn Thru Program Year
CDBG	EN	2016	B16UC060506	\$15,000.00	\$15,000.00	\$15,000.00
Total	Total			\$15,000.00	\$15,000.00	\$15,000.00

Proposed Accomplishments

People (General) : 200

Actual Accomplishments

Number assisted:	Owner		Renter		Total		Person	
	Total	Hispanic	Total	Hispanic	Total	Hispanic	Total	Hispanic
White:	0	0	0	0	0	0	57	22
Black/African American:	0	0	0	0	0	0	5	0
Asian:	0	0	0	0	0	0	3	0
American Indian/Alaskan Native:	0	0	0	0	0	0	0	0
Native Hawaiian/Other Pacific Islander:	0	0	0	0	0	0	0	0
American Indian/Alaskan Native & White:	0	0	0	0	0	0	0	0
Asian White:	0	0	0	0	0	0	1	0
Black/African American & White:	0	0	0	0	0	0	0	0
American Indian/Alaskan Native & Black/African American:	0	0	0	0	0	0	1	0
Other multi-racial:	0	0	0	0	0	0	2	0
Asian/Pacific Islander:	0	0	0	0	0	0	0	0
Hispanic:	0	0	0	0	0	0	0	0

Total:	0	0	0	0	0	0	69	22
---------------	----------	----------	----------	----------	----------	----------	-----------	-----------

Female-headed Households:	0	0	0
---------------------------	---	---	---

Income Category:

	Owner	Renter	Total	Person
Extremely Low	0	0	0	25
Low Mod	0	0	0	11
Moderate	0	0	0	14
Non Low Moderate	0	0	0	19
Total	0	0	0	69
Percent Low/Mod				72.5%

Annual Accomplishments

Years	Accomplishment Narrative	# Benefitting
-------	--------------------------	---------------

2016	Funding \$15,000. Project Complete 3/31/17. Women's Health Assistance Program provided services to 69 low income women in Murrieta for the purpose of creating a suitable living environment. The program provides breast cancer awareness, support and medical services to low income women in Murrieta that are uninsured or underinsured. CDBG funds were used for counseling, referrals, testing, screening, and other program related expenses.	
------	------------------------------------------------------------------------------------------------------------------------------------------------------------------------------------------------------------------------------------------------------------------------------------------------------------------------------------------------------------------------------------------------------------------------------------------------------	--

PGM Year:

2016

Project:

0033 - 0.167-16 - Kin Care

IDIS Activity:

5868 - 0.167-16 - Kin Care

Status:	Completed 6/30/2017 12:00:00 AM	Objective:	Create suitable living environments
Location:	749 N State St Hemet, CA 92543-1402	Outcome:	Availability/accessibility
		Matrix Code:	Abused and Neglected Children (05N) National Objective: LMC

Initial Funding Date: 09/15/2016

Description:

Kin Care provides a comprehensive needs assessment for individuals and families in order to allow for children to remain within their extended family and not be placed in the foster care system. CDBG funds will assist with operating costs, staff salaries (direct cost), and supplies.

Financing

	Fund Type	Grant Year	Grant	Funded Amount	Drawn In Program Year	Drawn Thru Program Year
CDBG	EN	2016	B16UC060506	\$10,000.00	\$10,000.00	\$10,000.00
Total	Total			\$10,000.00	\$10,000.00	\$10,000.00

Proposed Accomplishments

People (General) : 225

Actual Accomplishments

Number assisted:	Owner		Renter		Total		Person	
	Total	Hispanic	Total	Hispanic	Total	Hispanic	Total	Hispanic
White:	0	0	0	0	0	0	136	74
Black/African American:	0	0	0	0	0	0	25	1
Asian:	0	0	0	0	0	0	3	0
American Indian/Alaskan Native:	0	0	0	0	0	0	1	1
Native Hawaiian/Other Pacific Islander:	0	0	0	0	0	0	0	0
American Indian/Alaskan Native & White:	0	0	0	0	0	0	2	1
Asian White:	0	0	0	0	0	0	0	0
Black/African American & White:	0	0	0	0	0	0	5	2
American Indian/Alaskan Native & Black/African American:	0	0	0	0	0	0	1	1
Other multi-racial:	0	0	0	0	0	0	3	0
Asian/Pacific Islander:	0	0	0	0	0	0	0	0
Hispanic:	0	0	0	0	0	0	0	0
Total:	0	0	0	0	0	0	176	80
Female-headed Households:	0		0		0			

Income Category:

	Owner	Renter	Total	Person
Extremely Low	0	0	0	0
Low Mod	0	0	0	176
Moderate	0	0	0	0
Non Low Moderate	0	0	0	0
Total	0	0	0	176
Percent Low/Mod				100.0%

Annual Accomplishments

Years	Accomplishment Narrative	# Benefitting
2016	Funding \$10,000. Project Complete 6/30/17. Kin Care provided new access services to 176 fosters children so that they remain within their extended family and not enter the foster care system. The services included a comprehensive needs assessment for individuals and families in order to allow for children to remain within their extended family. They services are provided to qualified presumed low mod clientele for the purpose of creating a suitable living environment. CDBG funds were used to cover the costs associated with operating the program, staff salaries and supplies.	

PGM Year:	2016
Project:	0034 - 1.79-16 - Whiteside Manors Transitional Housing for Dually Diagnosed
IDIS Activity:	5869 - 1.79-16 - Whiteside Manors Transitional Housing for Dually Diagnosed

Status: Completed 12/8/2016 12:00:00 AM Objective: Create suitable living environments

Location: 8605 Janet Ave 8567 Jane St 5890, 5925, 5932, 5935
Challen St Riverside, CA 92503-9212 Outcome: Availability/accessibility

Matrix Code: Operating Costs of Homeless/AIDS National Objective: LMC
Patients Programs (03T)

Initial Funding Date: 09/15/2016

Description:

Whiteside Manor provides a transitional living program and supportive services to homeless persons suffering from mental illness and substance abuse. CDBG funds will be used for client space rental costs and utilities.

Financing

	Fund Type	Grant Year	Grant	Funded Amount	Drawn In Program Year	Drawn Thru Program Year
CDBG	PI			\$10,000.00	\$10,000.00	\$10,000.00
Total	Total			\$10,000.00	\$10,000.00	\$10,000.00

Proposed Accomplishments

People (General) : 20

Actual Accomplishments

Number assisted:

	Owner		Renter		Total		Person	
	Total	Hispanic	Total	Hispanic	Total	Hispanic	Total	Hispanic
White:	0	0	0	0	0	0	27	0
Black/African American:	0	0	0	0	0	0	5	0
Asian:	0	0	0	0	0	0	0	0
American Indian/Alaskan Native:	0	0	0	0	0	0	0	0
Native Hawaiian/Other Pacific Islander:	0	0	0	0	0	0	0	0
American Indian/Alaskan Native & White:	0	0	0	0	0	0	2	0
Asian White:	0	0	0	0	0	0	0	0
Black/African American & White:	0	0	0	0	0	0	0	0
American Indian/Alaskan Native & Black/African American:	0	0	0	0	0	0	0	0
Other multi-racial:	0	0	0	0	0	0	1	0
Asian/Pacific Islander:	0	0	0	0	0	0	0	0
Hispanic:	0	0	0	0	0	0	0	0
Total:	0	0	0	0	0	0	35	0
Female-headed Households:	0		0		0			

Income Category:

	Owner	Renter	Total	Person
Extremely Low	0	0	0	35
Low Mod	0	0	0	0
Moderate	0	0	0	0
Non Low Moderate	0	0	0	0
Total	0	0	0	35
Percent Low/Mod				100.0%

Annual Accomplishments

Years	Accomplishment Narrative	# Benefitting
-------	--------------------------	---------------

2016 Funding \$10,000.Completed. Whiteside Manor provided care for 35 men and women suffering from substance abuse for the purpose of availability of support services in the recovery from alcoholism and chemical dependency. Services included group family counseling by a licensed counselor to assist in the re-building of the family unit. CDBG funds were used to pay the cost of space cost for clients that resided at the facility. 17 clients remain in treatment while 17 were discharged. Leveraging was provided through other Federal, State, local, and private funding.

PGM Year: 2016
Project: 0035 - 1.80-16 - Mead Valley Community Center
IDIS Activity: 5870 - 1.80-16 - Mead Valley Community Center

Status: Completed 6/30/2017 12:00:00 AM **Objective:** Create suitable living environments

Location: 21091 Rider St Perris, CA 92570-8800 **Outcome:** Availability/accessibility

Matrix Code: Public Services (General) (05) **National Objective:** LMA

Initial Funding Date: 09/15/2016

Description:

The program offers recreational and academic activities, sports, computer development, and other community services to residents in the Mead Valley area. CDBG funds will be used for program expenses such as salaries (direct cost), program materials, and supplies.

Financing

	Fund Type	Grant Year	Grant	Funded Amount	Drawn In Program Year	Drawn Thru Program Year
CDBG	EN	2016	B16UC060506	\$34,000.00	\$34,000.00	\$34,000.00
Total	Total			\$34,000.00	\$34,000.00	\$34,000.00

Proposed Accomplishments

People (General) : 36,120
Total Population in Service Area: 36,120
Census Tract Percent Low / Mod: 54.84

Annual Accomplishments

Years	Accomplishment Narrative	# Benefitting
2016	Funding \$68,000. 2/23/17 reprog \$15,000 to idis#5860, funding reduced to \$53,000. 2/23/17 reprog \$9,000 to idis#5893, funding reduced to \$44,000. 4/4/17 reprog \$10,000 to idis#5860, funding reduced to \$34,000. Project Complete 6/30/17. The Mead Valley Community Center provided new access to services to the residents of Mead Valley for the purpose of creating a suitable living environment. The services included recreational, academic activities, sports, computer development, and other community services to residents residing in the Mead Valley area. A national objective was met by providing services to the low-income area residents. CDBG funds were used for program expenses such as salaries, program materials and supplies.	

PGM Year: 2016
Project: 0036 - 1.81-16 - Good Hope Community Center
IDIS Activity: 5871 - 1.81-16 - Good Hope Community Center

Status:	Completed 3/2/2017 12:00:00 AM	Objective:	Create suitable living environments
Location:	21656 Steele Peak Dr Perris, CA 92570-8297	Outcome:	Availability/accessibility
		Matrix Code:	Public Services (General) (05)
		National Objective:	LMA

Initial Funding Date: 09/15/2016

Description:

The Good Hope Community Center offers a variety of educational, recreational, and community programs to residents in the Good Hope and Meadowbrook communities. CDBG funds will be used for staff salaries (direct cost), operational and maintenance costs, and utilities.

Financing

	Fund Type	Grant Year	Grant	Funded Amount	Drawn In Program Year	Drawn Thru Program Year
CDBG	EN	2016	B16UC060506	\$24,500.00	\$24,500.00	\$24,500.00
Total	Total			\$24,500.00	\$24,500.00	\$24,500.00

Proposed Accomplishments

People (General) : 26,540

Total Population in Service Area: 26,540

Census Tract Percent Low / Mod: 65.03

Annual Accomplishments

Years	Accomplishment Narrative	# Benefitting
2016	Funding \$49,000. 2/23/17 reprog \$20,000 to idis#5890, funding reduced to \$29,000. 2/23/17 reprog \$3,780 to idis#5894, funding reduced to \$25,220. 2/23/14 reprog \$720 to idis#5880, funding reduced to \$24,500. Project Complete 3/1/17. Good Hope Community center provided a variety of educational, recreational, and community programs to residents in the Good Hope and Meadowbrook communities, for the purpose of creating a suitable living environment. Riverside County Regional Park and Open Space District used CDBG funds to pay for staff salaries, operational and maintenance costs, and utilities. By providing access to the Good Hope and Meadowbrook communities they met the national objective of benefiting 26,540 residents in that community.	

PGM Year:	2016
Project:	0037 - 1.82-16 - Wildomar Senior Center Transportation Program
IDIS Activity:	5872 - 1.82-16 - Wildomar Senior Center Transportation Program

Status:	Completed 6/27/2017 12:00:00 AM	Objective:	Create suitable living environments
Location:	32325 S Pasadena Wildomar, CA 92595-7930	Outcome:	Availability/accessibility
		Matrix Code:	Senior Services (05A)
		National Objective:	LMC

Initial Funding Date: 09/15/2016

Description:

Merit Housing provides transportation services to seniors through the Wildomar Senior Center to assist them with getting to and from their essential daily errands, appointments, fitness classes, and outreach programs. CDBG funds will be used to pay staff salaries (direct cost), utilities, transportation cost, and related operating costs.

Financing

	Fund Type	Grant Year	Grant	Funded Amount	Drawn In Program Year	Drawn Thru Program Year
CDBG	EN	2016	B16UC060506	\$30,000.00	\$30,000.00	\$30,000.00
	PI			\$5,000.00	\$5,000.00	\$5,000.00
Total	Total			\$35,000.00	\$35,000.00	\$35,000.00

Proposed Accomplishments

People (General) : 150

Actual Accomplishments

Number assisted:	Owner		Renter		Total		Person	
	Total	Hispanic	Total	Hispanic	Total	Hispanic	Total	Hispanic
White:	0	0	0	0	0	0	211	8
Black/African American:	0	0	0	0	0	0	10	0
Asian:	0	0	0	0	0	0	2	0
American Indian/Alaskan Native:	0	0	0	0	0	0	0	0
Native Hawaiian/Other Pacific Islander:	0	0	0	0	0	0	0	0
American Indian/Alaskan Native & White:	0	0	0	0	0	0	0	0
Asian White:	0	0	0	0	0	0	1	1
Black/African American & White:	0	0	0	0	0	0	1	0
American Indian/Alaskan Native & Black/African American:	0	0	0	0	0	0	6	6
Other multi-racial:	0	0	0	0	0	0	10	0
Asian/Pacific Islander:	0	0	0	0	0	0	0	0
Hispanic:	0	0	0	0	0	0	0	0
Total:	0	0	0	0	0	0	241	15
Female-headed Households:	0		0		0			

Income Category:

	Owner	Renter	Total	Person
Extremely Low	0	0	0	0
Low Mod	0	0	0	241
Moderate	0	0	0	0
Non Low Moderate	0	0	0	0
Total	0	0	0	241
Percent Low/Mod				100.0%

Annual Accomplishments

Years	Accomplishment Narrative	# Benefitting
-------	--------------------------	---------------

2016	Funding \$5,000. 3/30/17 reprog \$30,000 from idis#5852, funding increased to \$35,000. Program complete. Project Complete 3/29/17. Merit Housing sponsors Wildomar Senior Living Program which provides recreational services and transportation, 241 seniors were served for the purpose of access to the Wildomar Senior Leisure Center and received services including transportation, recreation activities, and fitness classes. Additional funding was provided to Wildomar Senior Center which allowed the center to serve additional clients for the purpose of creating a suitable living environment. CDBG funds were used to pay the cost of a bus driver, cost of pool service, and direct staff providing exercise classes. Leverage funding was received from private donations.
------	-------------------------------------------------------------------------------------------------------------------------------------------------------------------------------------------------------------------------------------------------------------------------------------------------------------------------------------------------------------------------------------------------------------------------------------------------------------------------------------------------------------------------------------------------------------------------------------------------------------------------------------------------------------------------------------------------------------------------------------------------------------------------------------------------

PGM Year:	2016
Project:	0044 - 1.83-16 - Mead Valley Community Center Public Facility
IDIS Activity:	5873 - 1.83-16 - Mead Valley Community Center Public Facility

Status:	Canceled 2/23/2017 12:00:00 AM	Objective:	Create suitable living environments		
Location:	21091 Rider St Perris, CA 92570-8800	Outcome:	Availability/accessibility		
		Matrix Code:	Neighborhood Facilities (03E)	National Objective:	LMA

Initial Funding Date: 09/15/2016

Description:
County Regional Parks and Open Space District will use CDBG funds to pay costs associated with improvements and upgrades to the Mead Valley Community Center. Eligible costs will include project management, design, and construction.

Financing
No data returned for this view. This might be because the applied filter excludes all data.

Proposed Accomplishments
Public Facilities : 1
Total Population in Service Area: 36,120
Census Tract Percent Low / Mod: 54.84

Annual Accomplishments		
Years	Accomplishment Narrative	# Benefitting
2016	Funding \$157,000. 11/21/16 reprog \$8,000 from idis#5853 for ADC, funding increased to \$165,000. 2/23/17 reprog \$150,000 to idis#5795, funding decreased to \$15,000. 2/23/17 reprog \$15,000 to idis#5860, funding decreased to \$0. Project canceled, facility is under new management.	

PGM Year:	2016
Project:	0038 - 1.84-16 - 1st District Public Facility Fund

Status:	Canceled 6/28/2017 12:00:00 AM	Objective:	Create suitable living environments
Location:	3403 10th St First District Riverside, CA 92501-3670	Outcome:	Sustainability
		Matrix Code:	Public Facilities and Improvement (General) (03)
		National Objective:	LMC

Initial Funding Date:09/15/2016

Description:

CDBG funds will be used to construct eligible public facilities located in low-income areas or serving low-moderate income persons in the 1st District. As specific and eligible projects are identified, the County will proceed with amendments to the 2016-2017 One Year Action Plan pursuant to the Citizen Participation Plan. Pass-thru Only.

Financing

No data returned for this view. This might be because the applied filter excludes all data.

Proposed Accomplishments

Public Facilities : 1

Actual Accomplishments

Number assisted:

	Owner		Renter		Total		Person	
	Total	Hispanic	Total	Hispanic	Total	Hispanic	Total	Hispanic
White:	0	0	0	0	0	0		0
Black/African American:	0	0	0	0	0	0	0	0
Asian:	0	0	0	0	0	0	0	0
American Indian/Alaskan Native:	0	0	0	0	0	0	0	0
Native Hawaiian/Other Pacific Islander:	0	0	0	0	0	0	0	0
American Indian/Alaskan Native & White:	0	0	0	0	0	0	0	0
Asian White:	0	0	0	0	0	0	0	0
Black/African American & White:	0	0	0	0	0	0	0	0
American Indian/Alaskan Native & Black/African American:	0	0	0	0	0	0	0	0
Other multi-racial:	0	0	0	0	0	0	0	0
Asian/Pacific Islander:	0	0	0	0	0	0	0	0
Hispanic:	0	0	0	0	0	0	0	0
Total:	0	0	0	0	0	0	0	0
Female-headed Households:	0		0		0			

Income Category:

	Owner	Renter	Total	Person
Extremely Low	0	0	0	0
Low Mod	0	0	0	0
Moderate	0	0	0	0
Non Low Moderate	0	0	0	0
Total	0	0	0	0
Percent Low/Mod				

Annual Accomplishments

Years	Accomplishment Narrative	# Benefitting
2016	Funding \$218,747. 9/19/16 reprog \$10,000 from idis# 5703, funding increased to \$228,747. 6/28/17 reprog \$228,747 to idis#5795 (Good Hope Park Improvement Project), funding reduced to \$0. Pass-thru project canceled.	

PGM Year:	2016
Project:	0047 - 2.70-16 - Highgrove Community Services Program
IDIS Activity:	5875 - 2.70-16 - Highgrove Community Services Program

Status:	Completed 6/30/2017 12:00:00 AM	Objective:	Create suitable living environments
Location:	459 Center St Riverside, CA 92507-1201	Outcome:	Availability/accessibility
		Matrix Code:	Public Services (General) (05)
		National Objective:	LMA

Initial Funding Date: 09/15/2016

Description:

Family Services Association offers recreational activities, nutrition, and outreach programs to the Highgrove community. CDBG funds will be used for salaries (direct indirect costs) and supplies.

Financing

	Fund Type	Grant Year	Grant	Funded Amount	Drawn In Program Year	Drawn Thru Program Year
CDBG	EN	2016	B16UC060506	\$65,438.09	\$65,438.09	\$65,438.09
	LA	2003	B03UC060506	\$5,031.32	\$5,031.32	\$5,031.32
	PI			\$12,802.59	\$12,802.59	\$12,802.59
Total	Total			\$83,272.00	\$83,272.00	\$83,272.00

Proposed Accomplishments

People (General) : 5,050
Total Population in Service Area: 5,050
Census Tract Percent Low / Mod: 57.03

Annual Accomplishments

Years	Accomplishment Narrative	# Benefitting
2016	Funding \$83,272. 10/4/16 increase PI/decrease EN \$3,904.24, funding remains the same \$83,272. 12/13/16 (Torres-Martinez canceled project)increase \$5,031.32 from LA unencumbered/decrease \$5,031.32 EN to unencumbered, funding remains the same at \$83,272. Project Complete 6/30/17. The Highgrove Community Services Program provided new access to 5,050 residents in the low- moderate- income areas in the Highgrove area for the purpose of creating a suitable living environment. The services included recreational activities, nutrition, and outreach programs to the Highgrove Community. CDBG funds were used for salaries and supplies.	

PGM Year:	2016
Project:	0048 - 2.71-16 - Eddie Dee Smith Senior Center
IDIS Activity:	5876 - 2.71-16 - Eddie Dee Smith Senior Center

Status:	Completed 6/27/2017 12:00:00 AM	Objective:	Create suitable living environments
Location:	5888 Mission Blvd Jurupa Valley, CA 92509-4256	Outcome:	Availability/accessibility
		Matrix Code:	Senior Services (05A)
		National Objective:	LMC

Initial Funding Date: 09/15/2016

Description:

The program provides various health, recreational, educational, and social programs to seniors in the Jurupa Valley area. CDBG funds will be used for operational expenses such as staff salaries (direct cost) and program materials and supplies.

Financing

	Fund Type	Grant Year	Grant	Funded Amount	Drawn In Program Year	Drawn Thru Program Year
CDBG	EN	2016	B16UC060506	\$47,575.00	\$47,575.00	\$47,575.00
Total	Total			\$47,575.00	\$47,575.00	\$47,575.00

Proposed Accomplishments

People (General) : 450

Actual Accomplishments

Number assisted:

	Owner		Renter		Total		Person	
	Total	Hispanic	Total	Hispanic	Total	Hispanic	Total	Hispanic
White:	0	0	0	0	0	0	272	151
Black/African American:	0	0	0	0	0	0	68	18
Asian:	0	0	0	0	0	0	10	3
American Indian/Alaskan Native:	0	0	0	0	0	0	15	10
Native Hawaiian/Other Pacific Islander:	0	0	0	0	0	0	7	0
American Indian/Alaskan Native & White:	0	0	0	0	0	0	11	2
Asian White:	0	0	0	0	0	0	2	0
Black/African American & White:	0	0	0	0	0	0	5	0
American Indian/Alaskan Native & Black/African American:	0	0	0	0	0	0	3	3
Other multi-racial:	0	0	0	0	0	0	6	0

Asian/Pacific Islander:	0	0	0	0	0	0	0	0
Hispanic:	0	0	0	0	0	0	0	0
Total:	0	0	0	0	0	0	399	187

Female-headed Households:	0	0	0
---------------------------	---	---	---

Income Category:

	Owner	Renter	Total	Person
Extremely Low	0	0	0	0
Low Mod	0	0	0	399
Moderate	0	0	0	0
Non Low Moderate	0	0	0	0
Total	0	0	0	399
Percent Low/Mod				100.0%

Annual Accomplishments

Years	Accomplishment Narrative	# Benefitting
2016	Funding \$95,149. 2/23/17 reprog \$29,280 to idis#5880, funding decreased to \$65,869. 2/23/17 reprog \$1,000 to idis#5893, funding reduced to 64,869. 2/23/17 reprog \$17,294 for ADC to (\$3,000 idis#5878, \$3,000 idis#5877, \$3,000 idis#3,000, \$8,294 idis#5945) funding reduced to \$47,575. Project Complete 3/31/17. The Eddie Dee Smith Senior Center provided new access to 399 seniors that live in the Jurupa Valley area. The program provides various health, recreational, educational, and social programs to seniors. CDBG funds will be used for operational expenses such as staff salaries (direct costs) and program supplies.	

PGM Year:	2016
Project:	0051 - 2.72-16 - Corona/Norco YMCA Childcare Facility Improvements
IDIS Activity:	5877 - 2.72-16 - Corona/Norco YMCA Childcare Facility Improvements

Status:	Open	Objective:	Create suitable living environments
Location:	9254 Galena St Riverside, CA 92509-3044	Outcome:	Availability/accessibility
		Matrix Code:	Child Care Centers (03M)
		National Objective:	LMC

Initial Funding Date: 09/15/2016

Description:

The Corona Norco YMCA will use CDBG funds at their Jurupa Valley Childcare Center for ADA renovations, playground drainage and surface improvements, and the installation of secure vehicle enclosures in the rear parking lot to protect vehicles used by the facility.

Financing

	Fund Type	Grant Year	Grant	Funded Amount	Drawn In Program Year	Drawn Thru Program Year
CDBG	EN	2016	B16UC060506	\$61,050.00	\$2,311.40	\$2,311.40
Total	Total			\$61,050.00	\$2,311.40	\$2,311.40

Proposed Accomplishments

Public Facilities : 1

Actual Accomplishments

<i>Number assisted:</i>	Owner		Renter		Total		Person	
	Total	Hispanic	Total	Hispanic	Total	Hispanic	Total	Hispanic
White:	0	0	0	0	0	0		0
Black/African American:	0	0	0	0	0	0	0	0
Asian:	0	0	0	0	0	0	0	0
American Indian/Alaskan Native:	0	0	0	0	0	0	0	0
Native Hawaiian/Other Pacific Islander:	0	0	0	0	0	0	0	0
American Indian/Alaskan Native & White:	0	0	0	0	0	0	0	0
Asian White:	0	0	0	0	0	0	0	0
Black/African American & White:	0	0	0	0	0	0	0	0
American Indian/Alaskan Native & Black/African American:	0	0	0	0	0	0	0	0
Other multi-racial:	0	0	0	0	0	0	0	0
Asian/Pacific Islander:	0	0	0	0	0	0	0	0
Hispanic:	0	0	0	0	0	0	0	0
Total:	0	0	0	0	0	0	0	0
Female-headed Households:	0		0		0			

Income Category:

	Owner	Renter	Total	Person
Extremely Low	0	0	0	0
Low Mod	0	0	0	0
Moderate	0	0	0	0
Non Low Moderate	0	0	0	0
Total	0	0	0	0
Percent Low/Mod				

Annual Accomplishments

Years	Accomplishment Narrative	# Benefitting
2016	Funding \$25,000. 2/23/17 reprog \$3,000 from idis#5876 for ADC, funding increased to \$28,000. 7/11/17 reprog \$33,050 from idis#5879, funding increased to \$61,050. Project underway. The facility improvements at the Corona/Norco Childcare Center have gone out to bid for the design portion of the project. The project manager (PM) assigned received two responses from two engineering firms with the design estimate from the lowest bidder coming in at over the projects total funding amount allocation. The PM revised the scope of work and the engineering firm was able to revise the bid to come in at a more affordable amount. The design/engineering portion is underway with the completion of that portion and construction to begin by fall of 2017 with a project completion date to be December 2017. The project is 0% completed at this time. The YMCA will use CDBG funds to complete ADA improvements to their parking lot and to construct a secure care cage for staff vehicles at their Jurupa Valley Child Care facility. A national objective will be met following project completion and center being able to provide services to eligible persons.	

PGM Year: 2016

Project: 0052 - 2.73-16 - Jurupa Valley Boxing Club Improvements

IDIS Activity: 5878 - 2.73-16 - Jurupa Valley Boxing Club Improvements

Status: Open Objective: Create suitable living environments

Location: 5626 Mission Blvd Jurupa Valley, CA 92509-4401 Outcome: Availability/accessibility

Matrix Code: Parking Facilities (03G) National Objective: LMC

Initial Funding Date: 09/15/2016

Description:

Riverside County Regional Park and Open-Space District will use CDBG funds to construct a new parking lot and perimeter fence at their Boxing Club facility. The new parking lot will provide 24 additional parking spaces adjacent to their location. The proposed parking lot would include lighting and a new 8 foot chain-link perimeter fence to improve safety. Proposed to benefit 168 low-income persons.

Financing

	Fund Type	Grant Year	Grant	Funded Amount	Drawn In Program Year	Drawn Thru Program Year
CDBG	EN	Pre-2015		\$766.43	\$0.00	\$0.00
		2014	B14UC060506		\$0.00	\$0.00
		2016	B16UC060506	\$89,453.19	\$2,072.01	\$2,072.01
Total	Total			\$90,219.62	\$2,072.01	\$2,072.01

Proposed Accomplishments

Public Facilities : 1

Actual Accomplishments

Number assisted:

	Owner		Renter		Total		Person	
	Total	Hispanic	Total	Hispanic	Total	Hispanic	Total	Hispanic
White:	0	0	0	0	0	0		0
Black/African American:	0	0	0	0	0	0	0	0
Asian:	0	0	0	0	0	0	0	0
American Indian/Alaskan Native:	0	0	0	0	0	0	0	0
Native Hawaiian/Other Pacific Islander:	0	0	0	0	0	0	0	0
American Indian/Alaskan Native & White:	0	0	0	0	0	0	0	0
Asian White:	0	0	0	0	0	0	0	0
Black/African American & White:	0	0	0	0	0	0	0	0
American Indian/Alaskan Native & Black/African American:	0	0	0	0	0	0	0	0
Other multi-racial:	0	0	0	0	0	0	0	0
Asian/Pacific Islander:	0	0	0	0	0	0	0	0
Hispanic:	0	0	0	0	0	0	0	0
Total:	0	0	0	0	0	0	0	0

Female-headed Households:

0 0 0

Income Category:

	Owner	Renter	Total	Person
Extremely Low	0	0	0	0
Low Mod	0	0	0	0

Moderate	0	0	0	0
Non Low Moderate	0	0	0	0
Total	0	0	0	0
Percent Low/Mod				

Annual Accomplishments

Years	Accomplishment Narrative	# Benefitting
2016	Funding \$50,000. 2/23/17 reprog \$3,000 from idis#5878 for ADC, funding increased to \$53,000. 7/11/17 reprog \$33,048.21 from idis#5879, funding increased to \$86,048.21. 7/24/17 reprog \$4,171.41 for ADC from (\$2,063.09 idis#5900, \$1,341.89 idis#5899, \$766.43 idis#5354), funding increased to \$90,219.62. Project underway. The Jurupa Valley Boxing Club improvements will use CDBG funds to construct a facility adjacent parking lot to include a paved and fenced parking area, additional parking spaces, ADA compliant parking spaces and lighting for the purpose of creating a suitable living environment. The project is currently assigned to EDA project management staff to complete, staff is currently working on the RFP for design, project specifications and bid documents. Project is expected to be ready to accept bids for construction by late 2017. 0% of the project is complete at this time.	

PGM Year:	2016				
Project:	0049 - 2.74-16 - 2nd District Public Facility Fund				
IDIS Activity:	5879 - 2.74-16 - 2nd District Public Facility Fund				
Status:	Canceled 6/30/2017 12:00:00 AM	Objective:	Create suitable living environments		
Location:	3403 10th St Second District Riverside, CA 92501-3670	Outcome:	Sustainability		
		Matrix Code:	Public Facilities and Improvement (General) (03)	National Objective:	LMC

Initial Funding Date: 09/15/2016

Description:

CDBG funds will be used to construct eligible public facilities located in low-income areas or serving low-moderate income persons in the 2nd District. As specific and eligible projects are identified, the County will proceed with amendments to the 2016-2017 One Year Action Plan pursuant to the Citizens Participation Plan. Pass-thru only.

Financing

No data returned for this view. This might be because the applied filter excludes all data.

Proposed Accomplishments

Public Facilities : 1

Actual Accomplishments

Number assisted:	Owner		Renter		Total		Person	
	Total	Hispanic	Total	Hispanic	Total	Hispanic	Total	Hispanic

White:	0	0	0	0	0	0	0	0
Black/African American:	0	0	0	0	0	0	0	0
Asian:	0	0	0	0	0	0	0	0
American Indian/Alaskan Native:	0	0	0	0	0	0	0	0
Native Hawaiian/Other Pacific Islander:	0	0	0	0	0	0	0	0
American Indian/Alaskan Native & White:	0	0	0	0	0	0	0	0
Asian White:	0	0	0	0	0	0	0	0
Black/African American & White:	0	0	0	0	0	0	0	0
American Indian/Alaskan Native & Black/African American:	0	0	0	0	0	0	0	0
Other multi-racial:	0	0	0	0	0	0	0	0
Asian/Pacific Islander:	0	0	0	0	0	0	0	0
Hispanic:	0	0	0	0	0	0	0	0
Total:	0	0	0	0	0	0	0	0

Female-headed Households:	0	0	0
---------------------------	---	---	---

Income Category:

	Owner	Renter	Total	Person
Extremely Low	0	0	0	0
Low Mod	0	0	0	0
Moderate	0	0	0	0
Non Low Moderate	0	0	0	0
Total	0	0	0	0
Percent Low/Mod				

Annual Accomplishments

Years	Accomplishment Narrative	# Benefitting
2016	Funding \$260,157. 2/28/17 reprog \$89,281.67 to idis#5794, funding reduced to \$170,875.33. 2/28/17 reprog \$14,908.12 to idis#5670, funding reduced to \$155,967.21. 2/28/17 reprog \$24,269 to idis#5900, funding reduced to \$131,698.21. 3/7/17 reprog \$10,000 to idis#5856, funding reduced to \$121,698.21. 3/13/17 reprog \$5,000 to idis#5940 for ADC, funding reduced to \$116,698.21. 3/21/17 reprog \$6,600 (\$3,000 to idis#5900 and \$3,600 to idis#5197) for ADC, funding reduced to \$110,098.21. 3/27/17 reprog \$3,000 to idis#5762, funding reduced to \$107,098.21. 3/27/17 reprog \$35,000 to idis#5863, funding reduced to \$72,098.21.3/29/17 reprog \$3000 to idis#5864, funding reduced to \$69,098.21. 4/6/17 reprog \$3,000 to(#5769 \$1,000, #5885 \$2,000), funding reduced to \$66,098.21. 7/11/17 reprog \$66,098.21 (\$33,050 idis#5877 and \$33,048.21 idis#5878) funding reduced to \$0, project canceled.	

PGM Year:

2016

Project:

0058 - 3.119-16 - Idyllwild HELP Center

IDIS Activity:

5880 - 3.119-16 - Idyllwild HELP Center

Status:	Completed 6/30/2017 12:00:00 AM	Objective:	Create suitable living environments
Location:	PO Box 660 26330 Highway 243 Idyllwild, CA 92549-0660	Outcome:	Availability/accessibility

Initial Funding Date: 09/16/2016

Description:

The Center provides food, medical assistance, utility food vouchers, food pantry, and counseling to low-income persons in the Idyllwild, Pine Cove, Fern Valley, and Mountain Center communities. CDBG funds will be used for staff salaries (direct cost).

Financing

	Fund Type	Grant Year	Grant	Funded Amount	Drawn In Program Year	Drawn Thru Program Year
CDBG	EN	2016	B16UC060506	\$40,000.00	\$40,000.00	\$40,000.00
Total	Total			\$40,000.00	\$40,000.00	\$40,000.00

Proposed Accomplishments

People (General) : 125

Actual Accomplishments*Number assisted:*

	Owner		Renter		Total		Person	
	Total	Hispanic	Total	Hispanic	Total	Hispanic	Total	Hispanic
White:	0	0	0	0	0	0	160	6
Black/African American:	0	0	0	0	0	0	2	2
Asian:	0	0	0	0	0	0	0	0
American Indian/Alaskan Native:	0	0	0	0	0	0	0	0
Native Hawaiian/Other Pacific Islander:	0	0	0	0	0	0	6	4
American Indian/Alaskan Native & White:	0	0	0	0	0	0	19	17
Asian White:	0	0	0	0	0	0	5	0
Black/African American & White:	0	0	0	0	0	0	1	0
American Indian/Alaskan Native & Black/African American:	0	0	0	0	0	0	2	0
Other multi-racial:	0	0	0	0	0	0	6	0
Asian/Pacific Islander:	0	0	0	0	0	0	0	0
Hispanic:	0	0	0	0	0	0	0	0
Total:	0	0	0	0	0	0	201	29
Female-headed Households:	0		0		0			

Income Category:

	Owner	Renter	Total	Person
Extremely Low	0	0	0	111
Low Mod	0	0	0	80
Moderate	0	0	0	10
Non Low Moderate	0	0	0	0
Total	0	0	0	201
Percent Low/Mod				100.0%

Annual Accomplishments

Years	Accomplishment Narrative	# Benefitting
-------	--------------------------	---------------

2016	Funding \$10,000. 2/23/17 reprog \$30,000 from (\$720 idis#5871/ \$29,280 idis#5876) funding increased to \$40,000. Project Complete 6/30/2017. The Idyllwild HELP Center provided food, medical assistance, utility/food vouchers, food pantry services, and counseling to low-income persons in the Idyllwild, Pine Cove, Fern Valley, and Mountain Center communities for the purpose of creating a suitable living environment. CDBG funds were used for reimbursement of salaries for staff providing direct services to clients. By providing availability and accessibility with this program, the Sponsor met the national objective of benefiting low- to moderate-income individuals. Leveraged funding came from private and other federal funding.	
------	-------------------------------------------------------------------------------------------------------------------------------------------------------------------------------------------------------------------------------------------------------------------------------------------------------------------------------------------------------------------------------------------------------------------------------------------------------------------------------------------------------------------------------------------------------------------------------------------------------------------------------------------------------------------------------------------------------------------------------------------------------------------	--

PGM Year: 2016
Project: 0059 - 3.120-16 - Operation School Bell
IDIS Activity: 5881 - 3.120-16 - Operation School Bell

Status: Completed 6/29/2017 12:00:00 AM **Objective:** Create suitable living environments

Location: 1861 S San Jacinto Ave San Jacinto, CA 92583-5605 **Outcome:** Affordability

Matrix Code: Public Services (General) (05) **National Objective:** LMC

Initial Funding Date: 09/16/2016

Description:

Operation School Bell provides clothes and school supplies to children from low-income families. CDBG funds will be used for scholarships to pay for clothing, backpacks, and other program supplies.

Financing

	Fund Type	Grant Year	Grant	Funded Amount	Drawn In Program Year	Drawn Thru Program Year
CDBG	EN	2016	B16UC060506	\$10,000.00	\$10,000.00	\$10,000.00
Total	Total			\$10,000.00	\$10,000.00	\$10,000.00

Proposed Accomplishments

People (General) : 100

Actual Accomplishments

Number assisted:

	Owner		Renter		Total		Person	
	Total	Hispanic	Total	Hispanic	Total	Hispanic	Total	Hispanic
White:	0	0	0	0	0	0	60	37
Black/African American:	0	0	0	0	0	0	13	5
Asian:	0	0	0	0	0	0	0	0
American Indian/Alaskan Native:	0	0	0	0	0	0	5	5
Native Hawaiian/Other Pacific Islander:	0	0	0	0	0	0	0	0
American Indian/Alaskan Native & White:	0	0	0	0	0	0	1	1
Asian White:	0	0	0	0	0	0	2	0
Black/African American & White:	0	0	0	0	0	0	2	2
American Indian/Alaskan Native & Black/African American:	0	0	0	0	0	0	9	9

Other multi-racial:	0	0	0	0	0	0	9	0
Asian/Pacific Islander:	0	0	0	0	0	0	0	0
Hispanic:	0	0	0	0	0	0	0	0
Total:	0	0	0	0	0	0	101	59

Female-headed Households: 0 0 0

Income Category:

	Owner	Renter	Total	Person
Extremely Low	0	0	0	82
Low Mod	0	0	0	16
Moderate	0	0	0	3
Non Low Moderate	0	0	0	0
Total	0	0	0	101
Percent Low/Mod				100.0%

Annual Accomplishments

Years	Accomplishment Narrative	# Benefitting
2016	Funding \$10,000. Project Complete 3/31/17. Operation School Bell provided clothing and school supplies to 101 low income youth that reside in the Hemet/San Jacinto area of Riverside County for the purpose of creating a suitable living environment. CDBG funds provided scholarships to for clothing, back packs and other program supplies.	

PGM Year:	2016
Project:	0060 - 3.121-16 - Emergency Community Food Pantry
IDIS Activity:	5882 - 3.121-16 - Emergency Community Food Pantry

Status:	Completed 6/30/2017 12:00:00 AM	Objective:	Create suitable living environments
Location:	521 N San Jacinto St Hemet, CA 92543-3107	Outcome:	Availability/accessibility
		Matrix Code:	Food Banks (05W)
			National Objective: LMC

Initial Funding Date: 09/16/2016

Description:

The Community Pantry provides assistance to individuals and families in need of emergency food and housing in the Hemet and San Jacinto areas. CDBG funds will be used for the purchase of food and other program related expenses.

Financing

	Fund Type	Grant Year	Grant	Funded Amount	Drawn In Program Year	Drawn Thru Program Year
CDBG	EN	2016	B16UC060506	\$10,000.00	\$10,000.00	\$10,000.00
Total	Total			\$10,000.00	\$10,000.00	\$10,000.00

Proposed Accomplishments

People (General) : 680

Actual Accomplishments*Number assisted:*

	Owner		Renter		Total		Person	
	Total	Hispanic	Total	Hispanic	Total	Hispanic	Total	Hispanic
White:	0	0	0	0	0	0	3,214	1,387
Black/African American:	0	0	0	0	0	0	967	80
Asian:	0	0	0	0	0	0	42	12
American Indian/Alaskan Native:	0	0	0	0	0	0	50	8
Native Hawaiian/Other Pacific Islander:	0	0	0	0	0	0	43	0
American Indian/Alaskan Native & White:	0	0	0	0	0	0	27	5
Asian White:	0	0	0	0	0	0	52	19
Black/African American & White:	0	0	0	0	0	0	77	33
American Indian/Alaskan Native & Black/African American:	0	0	0	0	0	0	13	13
Other multi-racial:	0	0	0	0	0	0	204	0
Asian/Pacific Islander:	0	0	0	0	0	0	0	0
Hispanic:	0	0	0	0	0	0	0	0
Total:	0	0	0	0	0	0	4,689	1,557

Female-headed Households:

0 0 0

Income Category:

	Owner	Renter	Total	Person
Extremely Low	0	0	0	4,295
Low Mod	0	0	0	302
Moderate	0	0	0	67
Non Low Moderate	0	0	0	25
Total	0	0	0	4,689
Percent Low/Mod				99.5%

Annual Accomplishments

Years	Accomplishment Narrative	# Benefitting
2016	Funding \$10,000. Project Complete 6/30/17. The Community Food pantry of Hemet provided new access to services to 4,689 low-income and homeless individuals that reside in the Hemet area. The services include emergency food, housing and utility assistance for the purpose of creating a suitable living environment. CDBG funds were used for the purchase of food and other program related expenses.	

PGM Year: 2016**Project:** 0061 - 3.122-16 - FSA San Jacinto Senior Service Program**IDIS Activity:** 5883 - 3.122-16 - FSA San Jacinto Senior Service Program**Status:** Completed 6/29/2017 12:00:00 AM**Objective:** Create suitable living environments**Location:** 625 S Pico Ave San Jacinto, CA 92583-4130**Outcome:** Availability/accessibility

Initial Funding Date: 09/16/2016

Description:

FSA will provide senior nutrition and mental health services to seniors that reside in the San Jacinto area. Services will be provided at their San Jacinto Multipurpose Family Center. CDBG funds will be used for the purchase of food and for operational expenses.

Financing

	Fund Type	Grant Year	Grant	Funded Amount	Drawn In Program Year	Drawn Thru Program Year
CDBG	EN	2016	B16UC060506	\$30,000.00	\$30,000.00	\$30,000.00
Total	Total			\$30,000.00	\$30,000.00	\$30,000.00

Proposed Accomplishments

People (General) : 390

Actual Accomplishments

Number assisted:

	Owner		Renter		Total		Person	
	Total	Hispanic	Total	Hispanic	Total	Hispanic	Total	Hispanic
White:	0	0	0	0	0	0	333	40
Black/African American:	0	0	0	0	0	0	45	4
Asian:	0	0	0	0	0	0	17	2
American Indian/Alaskan Native:	0	0	0	0	0	0	8	1
Native Hawaiian/Other Pacific Islander:	0	0	0	0	0	0	2	0
American Indian/Alaskan Native & White:	0	0	0	0	0	0	0	0
Asian White:	0	0	0	0	0	0	0	0
Black/African American & White:	0	0	0	0	0	0	0	0
American Indian/Alaskan Native & Black/African American:	0	0	0	0	0	0	0	0
Other multi-racial:	0	0	0	0	0	0	107	0
Asian/Pacific Islander:	0	0	0	0	0	0	0	0
Hispanic:	0	0	0	0	0	0	0	0
Total:	0	0	0	0	0	0	512	47

Female-headed Households:

0 0 0

Income Category:

	Owner	Renter	Total	Person
Extremely Low	0	0	0	318
Low Mod	0	0	0	0
Moderate	0	0	0	194
Non Low Moderate	0	0	0	0
Total	0	0	0	512
Percent Low/Mod				100.0%

Annual Accomplishments

Years	Accomplishment Narrative	# Benefitting
-------	--------------------------	---------------

2016 Funding \$30,000. Project Complete 4/20/2017. The Sponsor provided senior nutrition and mental health services to seniors, for the purpose of creating a suitable living environment. The Sponsor used CDBG funds to pay for the purchase of food and operational expenses. By providing availability and accessibility with this unique program, the Sponsor met the national objective of benefiting 519 seniors. Leveraged funding came from other federal, state, and local programs.

PGM Year: 2016
Project: 0062 - 3.123-16 - Camp Elk Scholarship Program
IDIS Activity: 5884 - 3.123-16 - Camp Elk Scholarship Program

Status: Completed 6/29/2017 12:00:00 AM **Objective:** Create suitable living environments

Location: PO Box 2828 21280 Big Pines Highway Wrightwood, CA 92397-2828 **Outcome:** Affordability

Matrix Code: Public Services (General) (05) **National Objective:** LMC

Initial Funding Date: 09/16/2016

Description:

YMCA resident camps offer youth opportunities to build and strengthen positive character values and appreciate the difference in others. The YMCA offers financial assistance for those who cannot pay for the full rate, bringing youth from all walks of life together in one place to learn and engage with one another. CDBG funds will be used to provide "scholarships" to youth from low-income families.

Financing

	Fund Type	Grant Year	Grant	Funded Amount	Drawn In Program Year	Drawn Thru Program Year
CDBG	EN	2016	B16UC060506	\$5,000.00	\$5,000.00	\$5,000.00
Total	Total			\$5,000.00	\$5,000.00	\$5,000.00

Proposed Accomplishments

People (General) : 10

Actual Accomplishments

Number assisted:

	Owner		Renter		Total		Person	
	Total	Hispanic	Total	Hispanic	Total	Hispanic	Total	Hispanic
White:	0	0	0	0	0	0	9	3
Black/African American:	0	0	0	0	0	0	5	0
Asian:	0	0	0	0	0	0	1	0
American Indian/Alaskan Native:	0	0	0	0	0	0	5	0
Native Hawaiian/Other Pacific Islander:	0	0	0	0	0	0	0	0
American Indian/Alaskan Native & White:	0	0	0	0	0	0	0	0
Asian White:	0	0	0	0	0	0	2	0
Black/African American & White:	0	0	0	0	0	0	0	0
American Indian/Alaskan Native & Black/African American:	0	0	0	0	0	0	0	0
Other multi-racial:	0	0	0	0	0	0	1	0

Asian/Pacific Islander:	0	0	0	0	0	0	0	0
Hispanic:	0	0	0	0	0	0	0	0
Total:	0	0	0	0	0	0	23	3

Female-headed Households:	0	0	0
---------------------------	---	---	---

Income Category:

	Owner	Renter	Total	Person
Extremely Low	0	0	0	4
Low Mod	0	0	0	2
Moderate	0	0	0	15
Non Low Moderate	0	0	0	2
Total	0	0	0	23
Percent Low/Mod				91.3%

Annual Accomplishments

Years	Accomplishment Narrative	# Benefitting
2016	Funding \$5,000. Project Complete 3/1/2017. The Sponsor provided youth opportunities to build and strengthen positive character values and appreciate the difference in others, for the purpose of creating a suitable living environment. The Sponsor used CDBG funds to pay for scholarships. By providing affordability with this unique program, the Sponsor met the national objective of benefiting low- to moderate-income families. Leveraged funding came from local and other funding.	

PGM Year:	2016
Project:	0064 - 3.124-16 - Anza Community Hall Improvement Project
IDIS Activity:	5885 - 3.124-16 - Anza Community Hall Improvement Project

Status:	Open	Objective:	Create suitable living environments
Location:	PO Box 390091 56630 CA-371 Anza, CA 92539-0091	Outcome:	Availability/accessibility
		Matrix Code:	Neighborhood Facilities (03E)
		National Objective:	LMA

Initial Funding Date: 09/16/2016

Description:

The Anza Community Hall provides food assistance, healthcare services, and education classes to residents in the Anza Valley area. CDBG funds will be used for design and construction of essential renovations. These improvements will include kitchen repairs, septic system upgrades, replacement of flooring, and ADA upgrades to restroom.

Financing

	Fund Type	Grant Year	Grant	Funded Amount	Drawn In Program Year	Drawn Thru Program Year
CDBG	EN	Pre-2015		\$3,000.00	\$0.00	\$0.00
		2014	B14UC060506		\$3,000.00	\$3,000.00
		2016	B16UC060506	\$156,017.82	\$127,374.64	\$127,374.64

	LA	2003	B03UC060506	\$1,117.07	\$1,117.07	\$1,117.07
	PI			\$11,111.11	\$11,111.11	\$11,111.11
Total	Total			\$171,246.00	\$142,602.82	\$142,602.82

Proposed Accomplishments

Public Facilities : 1

Total Population in Service Area: 5,225

Census Tract Percent Low / Mod: 59.33

Annual Accomplishments

Years	Accomplishment Narrative	# Benefitting
2016	Funding \$162,246. Proposed to assist 5,225 in LMA. Project is 84% complete. The Sponsor is completing improvements at the Anza Community Hall which serves residents in the Anza Valley area, for the purpose of creating a suitable living environment. The Sponsor is using CDBG funds to pay for costs associated with kitchen repairs and replacement of flooring. By providing improved accessibility, these improvements will meet the national objective of benefiting approximately 5,225 low- to moderate-income residents within the areas. No leveraging funds. 10/5/16 reprog \$4,000 from idis#5853 for ACTIVITY DELIVERY COSTS, funding increased to \$166,246. 10/6/16 increase PI/decrease EN \$934.24, funding remains the same at \$166,246. 12/13/16 (Torres-Martinez canceled project) increase \$1,117.07 from LA unencumbered/decrease \$1,117.07 EN to unencumbered, funding remains the same at \$166,246. 4/6/17 reprog \$2,000 from idis#5879 for ADC, funding increased to \$168,246. 4/14/17 reprog \$3,000 from idis#5852 for ADC, funding increased to \$171,246. 4/18/17 increase PI \$9,744.93 decrease EN \$9,755.93, funding remains the same.	

PGM Year: 2016
Project: 0065 - 3.125-16 - Water Pipeline Replacement
IDIS Activity: 5886 - 3.125-16 - Water Pipeline Replacement

Status: Open Objective: Create suitable living environments

Location: PO Box 397 Idyllwild LMA Idyllwild, CA 92549-0397 Outcome: Availability/accessibility

Matrix Code: Water/Sewer Improvements (03J) National Objective: LMA

Initial Funding Date: 09/16/2016

Description:

The Idyllwild Water District will use CDBG funds to replace approximately 3,000 feet of deteriorated water line that services low-income households in the Idyllwild area.

Financing

	Fund Type	Grant Year	Grant	Funded Amount	Drawn In Program Year	Drawn Thru Program Year
CDBG	EN	Pre-2015		\$1,312.20	\$0.00	\$0.00
		2014	B14UC060506		\$1,312.20	\$1,312.20
		2015	B15UC060506	\$3,123.61	\$0.00	\$0.00
		2016	B16UC060506	\$145,052.20	\$47,632.53	\$47,632.53

	LA	2003	B03UC060506	\$899.41	\$899.41	\$899.41
	PI			\$19,397.88	\$19,397.88	\$19,397.88
Total	Total			\$169,785.30	\$69,242.02	\$69,242.02

Proposed Accomplishments

People (General) : 1,090

Total Population in Service Area: 1,090

Census Tract Percent Low / Mod: 54.13

Annual Accomplishments

Years	Accomplishment Narrative	# Benefitting
2016	Funding \$155,000. Project is 45% complete. The Sponsor awarded the design phase on 12/27/2016. BID opening date will be July 11, 2016. The Sponsor will replace approximately 3,000 feet of deteriorated and leaking water mains that provide water to lower-income areas of Idyllwild, for the purpose of creating a suitable living environment. The Sponsor will use CDBG funds to pay for design and construction. By providing improved accessibility, these improvements will met the national objective of benefiting approximately 1,945 low- to moderate-income residents within the areas. Leveraged funds will come from District Capital Reserve (\$400,000). 10/5/16 reprog \$4,000 from idis#5853 for ACTIVITY DELIVERY COSTS, funding increased to \$159,000. 10/6/16 increase PI/decrease EN \$1,312.20, funding remains the same at \$159,000. 12/13/16 (Torres-Martinez canceled project) increase \$899.41 from LA unencumbered/decrease \$899.41 EN to unencumbered, funding remains the same at \$159,000.12/19/16 reprog \$4,000,from idis#5852 for ADC, funding increased to \$163,000. 5/12/17 PI receipted, increase PI/decrease EN \$16,226.21, funding remains the same at \$163,000. 8/4/17 reprog \$6,785.30 ADC from (\$1,231.11 idis#5699, \$285.02 idis#5823, \$3,123.61 idis#5745, \$482.43, idis#5921, \$1,663.13 idis#5903) funding increased to \$169,785.30.	

PGM Year: 2016

Project: 0050 - 3.126-16 - Youth Scholarship Program

IDIS Activity: 5887 - 3.126-16 - Youth Scholarship Program

Status: Completed 6/30/2017 12:00:00 AM

Objective: Create suitable living environments

Location: 901 W Esplanade Ave San Jacinto, CA 92582-4501

Outcome: Affordability

Matrix Code: Youth Services (05D)

National Objective: LMC

Initial Funding Date: 09/16/2016

Description:

The Valley-Wide RPD provides youth, from low-income families in the San Jacinto Valley, access to sports programs by using CDBG funds to provide "scholarships" to help defray the cost of participating in organized sports and recreational activities.

Financing

	Fund Type	Grant Year	Grant	Funded Amount	Drawn In Program Year	Drawn Thru Program Year
CDBG	EN	2016	B16UC060506	\$5,000.00	\$5,000.00	\$5,000.00
Total	Total			\$5,000.00	\$5,000.00	\$5,000.00

Proposed Accomplishments

People (General) : 125

Actual Accomplishments

Number assisted:

	Owner		Renter		Total		Person	
	Total	Hispanic	Total	Hispanic	Total	Hispanic	Total	Hispanic
White:	0	0	0	0	0	0	55	55
Black/African American:	0	0	0	0	0	0	28	2
Asian:	0	0	0	0	0	0	14	1
American Indian/Alaskan Native:	0	0	0	0	0	0	2	1
Native Hawaiian/Other Pacific Islander:	0	0	0	0	0	0	2	0
American Indian/Alaskan Native & White:	0	0	0	0	0	0	3	0
Asian White:	0	0	0	0	0	0	0	0
Black/African American & White:	0	0	0	0	0	0	14	8
American Indian/Alaskan Native & Black/African American:	0	0	0	0	0	0	3	0
Other multi-racial:	0	0	0	0	0	0	4	0
Asian/Pacific Islander:	0	0	0	0	0	0	0	0
Hispanic:	0	0	0	0	0	0	0	0
Total:	0	0	0	0	0	0	125	67
Female-headed Households:	0		0		0			

Income Category:

	Owner	Renter	Total	Person
Extremely Low	0	0	0	94
Low Mod	0	0	0	15
Moderate	0	0	0	16
Non Low Moderate	0	0	0	0
Total	0	0	0	125
Percent Low/Mod				100.0%

Annual Accomplishments

Years	Accomplishment Narrative	# Benefitting
2016	Funding \$5,000. Project Complete 6/30/17. The Youth Scholarship Fund provided new access to services for 125 youth from low-income families that reside in the San Jacinto Valley for the purpose of creating a suitable living environment. The services included access to sports programs by using CDBG funds to provide financial scholarships to help defray the cost of participating in organized sports and recreational activities.	

PGM Year: 2016
Project: 0066 - 3.127-16 - VRS Bus Ticket Home Program
IDIS Activity: 5888 - 3.127-16 - VRS Bus Ticket Home Program

Status: Completed 6/30/2017 12:00:00 AM

Objective: Create suitable living environments

Location: 200 E Menlo Ave Hemet, CA 92543-1432

Outcome: Availability/accessibility

Matrix Code: Operating Costs of Homeless/AIDS Patients Programs (03T)

National Objective: LMC

Initial Funding Date: 09/16/2016

Description:

Valley Restart Shelter operates a year-round shelter servicing homeless individuals and families for a maximum of 90 days. Valley Restart Shelter will provide bus tickets to homeless individuals and families to locations where they have verifiable resources and support systems. CDBG funds will be used for the cost of bus tickets and a case manager's salary (direct cost).

Financing

	Fund Type	Grant Year	Grant	Funded Amount	Drawn In Program Year	Drawn Thru Program Year
CDBG	EN	2016	B16UC060506	\$10,000.00	\$10,000.00	\$10,000.00
Total	Total			\$10,000.00	\$10,000.00	\$10,000.00

Proposed Accomplishments

People (General) : 50

Actual Accomplishments

Number assisted:

	Owner		Renter		Total		Person	
	Total	Hispanic	Total	Hispanic	Total	Hispanic	Total	Hispanic
White:	0	0	0	0	0	0	9	1
Black/African American:	0	0	0	0	0	0	10	0
Asian:	0	0	0	0	0	0	0	0
American Indian/Alaskan Native:	0	0	0	0	0	0	0	0
Native Hawaiian/Other Pacific Islander:	0	0	0	0	0	0	0	0
American Indian/Alaskan Native & White:	0	0	0	0	0	0	0	0
Asian White:	0	0	0	0	0	0	0	0
Black/African American & White:	0	0	0	0	0	0	0	0
American Indian/Alaskan Native & Black/African American:	0	0	0	0	0	0	0	0
Other multi-racial:	0	0	0	0	0	0	0	0
Asian/Pacific Islander:	0	0	0	0	0	0	0	0
Hispanic:	0	0	0	0	0	0	0	0
Total:	0	0	0	0	0	0	19	1

Female-headed Households: 0 0 0

Income Category:

	Owner	Renter	Total	Person
Extremely Low	0	0	0	0
Low Mod	0	0	0	19
Moderate	0	0	0	0
Non Low Moderate	0	0	0	0
Total	0	0	0	19
Percent Low/Mod				100.0%

Annual Accomplishments

Years	Accomplishment Narrative	# Benefitting
-------	--------------------------	---------------

2016	Funding \$10,000. Project Complete 6/30/17. The VRS Bus Ticket Home Program provided new access to services to 19 homeless individuals that reside in the Hemet area. The services included purchasing bus tickets for homeless individuals and families to locations where they have verifiable resources and support systems. CDBG funds were used for the cost of bus tickets and a case managers salary.
------	--------------------------------------------------------------------------------------------------------------------------------------------------------------------------------------------------------------------------------------------------------------------------------------------------------------------------------------------------------------------------------------------------------------

PGM Year:	2016		
Project:	0068 - 4.193-16 - St. Elizabeth Food Pantry		
IDIS Activity:	5889 - 4.193-16 - St. Elizabeth Food Pantry		
Status:	Completed 6/28/2017 12:00:00 AM	Objective:	Create suitable living environments
Location:	66700 Pierson Blvd Desert Hot Springs, CA 92240-3740	Outcome:	Availability/accessibility
		Matrix Code:	Food Banks (05W)
		National Objective:	LMC

Initial Funding Date: 09/16/2016

Description:
 St. Elizabeth Food Pantry provides food packages to low-income families, elderly, disabled, at-risk youth, and homeless individuals located in the Desert Hot Springs area. CDBG funds will be used for operational costs including utilities, food supplies, and other operational expenses.

Financing

	Fund Type	Grant Year	Grant	Funded Amount	Drawn In Program Year	Drawn Thru Program Year
CDBG	EN	2016	B16UC060506	\$5,777.81	\$5,777.81	\$5,777.81
	PI			\$222.19	\$222.19	\$222.19
Total	Total			\$6,000.00	\$6,000.00	\$6,000.00

Proposed Accomplishments

People (General) : 850

Actual Accomplishments

Number assisted:

	Owner		Renter		Total		Person	
	Total	Hispanic	Total	Hispanic	Total	Hispanic	Total	Hispanic
White:	0	0	0	0	0	0	265	164
Black/African American:	0	0	0	0	0	0	35	6
Asian:	0	0	0	0	0	0	11	3
American Indian/Alaskan Native:	0	0	0	0	0	0	3	0
Native Hawaiian/Other Pacific Islander:	0	0	0	0	0	0	2	0
American Indian/Alaskan Native & White:	0	0	0	0	0	0	8	3
Asian White:	0	0	0	0	0	0	1	0
Black/African American & White:	0	0	0	0	0	0	4	1
American Indian/Alaskan Native & Black/African American:	0	0	0	0	0	0	7	7
Other multi-racial:	0	0	0	0	0	0	4	0
Asian/Pacific Islander:	0	0	0	0	0	0	0	0

Hispanic:	0	0	0	0	0	0	0	0
Total:	0	0	0	0	0	0	340	184

Female-headed Households:	0	0	0
---------------------------	---	---	---

Income Category:

	Owner	Renter	Total	Person
Extremely Low	0	0	0	314
Low Mod	0	0	0	24
Moderate	0	0	0	2
Non Low Moderate	0	0	0	0
Total	0	0	0	340
Percent Low/Mod				100.0%

Annual Accomplishments

Years	Accomplishment Narrative	# Benefitting
2016	Funding \$6,000. Project Completed on 2/28/17. CDBG funds were used to reimburse the St. Elizabeth Food Pantry for costs associated with operating the food pantry. Specifically, CDBG funds were used to pay for costs related to electricity trash pickup, and food supplies. With assistance from the CDBG program, the St. Elizabeth Food Pantry was able to leverage funds and utilize other program funding to provide food packages to low-income families, elderly, and homeless individuals residing in the low-income community of Desert Hot Springs. Individuals were provided with availability of these services for the purpose of creating a suitable living environment. Leverage funding was from the Diocese of San Bernardino and Stater Bros. Charities.	

PGM Year:	2016
Project:	0069 - 4.194-16 - Mecca Comfort Station
IDIS Activity:	5890 - 4.194-16 - Mecca Comfort Station

Status:	Completed 6/28/2017 12:00:00 AM	Objective:	Create suitable living environments
Location:	PO Box 308 66101 Hammond St Mecca, CA 92254-0308	Outcome:	Availability/accessibility
		Matrix Code:	Public Services (General) (05)
		National Objective:	LMC

Initial Funding Date: 09/16/2016

Description:

The Galilee Center provides food, clothing, services, and rental assistance to low-income individuals residing in the eastern Coachella Valley. CDBG funds will be used for direct program costs such as laundry and shower facility supplies, utilities, staff salaries (direct cost), and other program related costs.

Financing

	Fund Type	Grant Year	Grant	Funded Amount	Drawn In Program Year	Drawn Thru Program Year
CDBG	EN	2016	B16UC060506	\$50,000.00	\$50,000.00	\$50,000.00
Total	Total			\$50,000.00	\$50,000.00	\$50,000.00

Proposed Accomplishments

People (General) : 110

Actual Accomplishments*Number assisted:*

	Owner		Renter		Total		Person	
	Total	Hispanic	Total	Hispanic	Total	Hispanic	Total	Hispanic
White:	0	0	0	0	0	0	147	147
Black/African American:	0	0	0	0	0	0	0	0
Asian:	0	0	0	0	0	0	0	0
American Indian/Alaskan Native:	0	0	0	0	0	0	0	0
Native Hawaiian/Other Pacific Islander:	0	0	0	0	0	0	0	0
American Indian/Alaskan Native & White:	0	0	0	0	0	0	0	0
Asian White:	0	0	0	0	0	0	0	0
Black/African American & White:	0	0	0	0	0	0	0	0
American Indian/Alaskan Native & Black/African American:	0	0	0	0	0	0	0	0
Other multi-racial:	0	0	0	0	0	0	0	0
Asian/Pacific Islander:	0	0	0	0	0	0	0	0
Hispanic:	0	0	0	0	0	0	0	0
Total:	0	0	0	0	0	0	147	147

Female-headed Households:	0	0	0
---------------------------	---	---	---

Income Category:

	Owner	Renter	Total	Person
Extremely Low	0	0	0	4
Low Mod	0	0	0	120
Moderate	0	0	0	23
Non Low Moderate	0	0	0	0
Total	0	0	0	147
Percent Low/Mod	100.0%			

Annual Accomplishments

Years	Accomplishment Narrative	# Benefitting
2016	Funding \$30,000. 2/23/17 reprog \$20,000 from idis#5871, funding increased to \$50,000. : Project Complete 3/31/17. The Galilee Center provided clothing, meals, food distribution, shower and laundry facilities that serve predominantly extremely low income individuals, for the purpose of creating a suitable living environment. The Galilee Center used CDBG funds to pay for costs associated with food, clothing, services, and rental assistance to low-income individuals residing in the eastern Coachella Valley and for direct program costs such as laundry and shower facility supplies, utilities, staff salaries (direct cost), and other program related costs. By providing availability and access to these public services, The Galilee Center met the national objective of benefiting approximately 147 extremely low-income persons. Leverage funding used was Federal Funds, Local Funds, and Private Donations.	

PGM Year: 2016**Project:** 0070 - 4.195-16 - Food Assistance Program**IDIS Activity:** 5891 - 4.195-16 - Food Assistance Program

Status: Completed 6/30/2017 12:00:00 AM Objective: Create suitable living environments

Location: 14080 Palm Dr Ste E Suite E Desert Hot Springs, CA 92240-6851 Outcome: Availability/accessibility

Matrix Code: Food Banks (05W) National Objective: LMC

Initial Funding Date: 09/16/2016

Description:

Family Services of the Desert provides mental health and family services, including food assistance, to residents of Eastern Riverside County through their Food Now program. CDBG funds will be used to pay for staff salaries (direct cost), office space, supplies, utilities, and transportation expenses associated with their food assistance program.

Financing

	Fund Type	Grant Year	Grant	Funded Amount	Drawn In Program Year	Drawn Thru Program Year
CDBG	EN	2016	B16UC060506	\$9,192.78	\$9,192.78	\$9,192.78
	LA	2003	B03UC060506	\$6,807.22	\$6,807.22	\$6,807.22
Total	Total			\$16,000.00	\$16,000.00	\$16,000.00

Proposed Accomplishments

People (General) : 4,200

Actual Accomplishments

Number assisted:

	Owner		Renter		Total		Person	
	Total	Hispanic	Total	Hispanic	Total	Hispanic	Total	Hispanic
White:	0	0	0	0	0	0	1,642	902
Black/African American:	0	0	0	0	0	0	147	33
Asian:	0	0	0	0	0	0	31	24
American Indian/Alaskan Native:	0	0	0	0	0	0	44	28
Native Hawaiian/Other Pacific Islander:	0	0	0	0	0	0	16	8
American Indian/Alaskan Native & White:	0	0	0	0	0	0	28	12
Asian White:	0	0	0	0	0	0	6	0
Black/African American & White:	0	0	0	0	0	0	42	8
American Indian/Alaskan Native & Black/African American:	0	0	0	0	0	0	10	8
Other multi-racial:	0	0	0	0	0	0	36	0
Asian/Pacific Islander:	0	0	0	0	0	0	0	0
Hispanic:	0	0	0	0	0	0	0	0
Total:	0	0	0	0	0	0	2,002	1,023
Female-headed Households:	0		0		0			

Income Category:

	Owner	Renter	Total	Person
Extremely Low	0	0	0	1,758
Low Mod	0	0	0	172

Moderate	0	0	0	72
Non Low Moderate	0	0	0	0
Total	0	0	0	2,002
Percent Low/Mod				100.0%

Annual Accomplishments

Years	Accomplishment Narrative	# Benefitting
2016	Funding \$6000. 9/19/16 reprog \$10,000 from idis#5892, funding increased to \$16,000. 12/13/16 (Torres-Martinez canceled project) increase \$6,807.22 from LA unencumbered/decrease \$6,807.22 EN to unencumbered, funding remains the same at \$16,000.Project Complete 6/30/17. Family Services of the Desert provides mental health and family services, including food assistance, to low-income individuals and families through their Food Now program, for the purpose of creating a suitable living environment. Family Services used CDBG funds to pay for staff salaries (direct cost), office space, supplies, utilities, and transportation expenses associated with their food assistance program. By providing access to food for low-income residents, the program met the national objective of benefiting approximately 2002 low- to moderate-income residents in the Desert Hot Springs area. Leverage funding included private donations, Federal USDA and local funds.	

PGM Year:	2016
Project:	0071 - 4.196-16 - Mental Health Counseling
IDIS Activity:	5892 - 4.196-16 - Mental Health Counseling

Status:	Canceled 9/19/2016 7:01:03 PM	Objective:	Create suitable living environments		
Location:	14080 Palm Dr Ste E Suite E Desert Hot Springs, CA 92240-6851	Outcome:	Availability/accessibility		
		Matrix Code:	Mental Health Services (05O)	National Objective:	LMC

Initial Funding Date: 09/16/2016

Description:

The Mental Health Counseling Program in Blythe and Desert Hot Springs provides counseling, education, and intervention services to low-income families experiencing domestic violence and child abuse. CDBG funds will be used for operational expenses, staff salaries (direct cost), supplies, and other program related expenses.

Financing

No data returned for this view. This might be because the applied filter excludes all data.

Proposed Accomplishments

People (General) : 159

Actual Accomplishments

Number assisted:	Owner		Renter		Total		Person	
	Total	Hispanic	Total	Hispanic	Total	Hispanic	Total	Hispanic

White:	0	0	0	0	0	0	0
Black/African American:	0	0	0	0	0	0	0
Asian:	0	0	0	0	0	0	0
American Indian/Alaskan Native:	0	0	0	0	0	0	0
Native Hawaiian/Other Pacific Islander:	0	0	0	0	0	0	0
American Indian/Alaskan Native & White:	0	0	0	0	0	0	0
Asian White:	0	0	0	0	0	0	0
Black/African American & White:	0	0	0	0	0	0	0
American Indian/Alaskan Native & Black/African American:	0	0	0	0	0	0	0
Other multi-racial:	0	0	0	0	0	0	0
Asian/Pacific Islander:	0	0	0	0	0	0	0
Hispanic:	0	0	0	0	0	0	0
Total:	0	0	0	0	0	0	0

Female-headed Households:	0	0	0
---------------------------	---	---	---

Income Category:

	Owner	Renter	Total	Person
Extremely Low	0	0	0	0
Low Mod	0	0	0	0
Moderate	0	0	0	0
Non Low Moderate	0	0	0	0
Total	0	0	0	0
Percent Low/Mod				

Annual Accomplishments

Years	Accomplishment Narrative	# Benefitting
2016	Funding \$10,000. Project canceled. Reprog \$10,000 to idis# 5891, funding reduced to \$0.	

PGM Year:	2016
Project:	0072 - 4.197-16 - Las Mananitas I and II Migrant Farmworker Housing
IDIS Activity:	5893 - 4.197-16 - Las Mananitas I and II Migrant Farmworker Housing

Status:	Completed 6/28/2017 12:00:00 AM	Objective:	Create suitable living environments
Location:	45701 Monroe St 91200 Avenue 63, Mecca 92254 Indio, CA 92201-3937	Outcome:	Availability/accessibility
		Matrix Code:	Operating Costs of Homeless/AIDS Patients Programs (03T)
		National Objective:	LMC

Initial Funding Date: 09/16/2016

Description:

CVHC provides an affordable 128-bed seasonal-occupancy housing facility for migrant agricultural farm workers. CDBG funds will be used to pay for maintenance and operating costs at the Las Mananitas I & II Migrant Farm Worker Housing facility.

Financing

	Fund Type	Grant Year	Grant	Funded Amount	Drawn In Program Year	Drawn Thru Program Year
CDBG	EN	2016	B16UC060506	\$16,000.00	\$16,000.00	\$16,000.00
Total	Total			\$16,000.00	\$16,000.00	\$16,000.00

Proposed Accomplishments

People (General) : 160

Actual Accomplishments

Number assisted:

	Owner		Renter		Total		Person	
	Total	Hispanic	Total	Hispanic	Total	Hispanic	Total	Hispanic
White:	0	0	0	0	0	0	134	134
Black/African American:	0	0	0	0	0	0	0	0
Asian:	0	0	0	0	0	0	0	0
American Indian/Alaskan Native:	0	0	0	0	0	0	0	0
Native Hawaiian/Other Pacific Islander:	0	0	0	0	0	0	0	0
American Indian/Alaskan Native & White:	0	0	0	0	0	0	0	0
Asian White:	0	0	0	0	0	0	0	0
Black/African American & White:	0	0	0	0	0	0	0	0
American Indian/Alaskan Native & Black/African American:	0	0	0	0	0	0	0	0
Other multi-racial:	0	0	0	0	0	0	0	0
Asian/Pacific Islander:	0	0	0	0	0	0	0	0
Hispanic:	0	0	0	0	0	0	0	0
Total:	0	0	0	0	0	0	134	134
Female-headed Households:	0		0		0			

Income Category:

	Owner	Renter	Total	Person
Extremely Low	0	0	0	134
Low Mod	0	0	0	0
Moderate	0	0	0	0
Non Low Moderate	0	0	0	0
Total	0	0	0	134
Percent Low/Mod				100.0%

Annual Accomplishments

Years	Accomplishment Narrative	# Benefitting
-------	--------------------------	---------------

2016 Funding \$6,000. 2/23/17 reprog \$10,000 from (\$9,000 idis#5870/ \$1,000 idis#5876) funding increased to \$16,000. Project complete. With CDBG funds CVHC was able to provide affordable, decent, and sanitary housing for homeless migrant farm workers in the Coachella Valley. The project helped to mitigate the severe housing shortage for migrant farm workers during peak harvest seasons. CDBG funds were used for operational costs of the facility including water, electricity and gas. Leverage funding was from the CVHC General Fund.

PGM Year:	2016
Project:	0073 - 4.198-16 - Paseo de los Heroes II After School Program
IDIS Activity:	5894 - 4.198-16 - Paseo de los Heroes II After School Program

Status:	Completed 6/28/2017 12:00:00 AM	Objective:	Create suitable living environments		
Location:	63950 Lincoln Ave Mecca, CA 92254-7052	Outcome:	Affordability		
		Matrix Code:	Public Services (General) (05)	National Objective:	LMC

Initial Funding Date: 09/16/2016

Description:

CVHC operates the Paseos de los Heroes After School Program at their affordable rental manufactured housing community in Mecca. The After School Program provides youth ages 4-17 from low-income families with educational assistance, arts, crafts, nutritional education, and physical play activities. CDBG funds will be used for scholarships for youth to participate in the program.

Financing

	Fund Type	Grant Year	Grant	Funded Amount	Drawn In Program Year	Drawn Thru Program Year
CDBG	EN	2016	B16UC060506	\$8,780.00	\$8,780.00	\$8,780.00
Total	Total			\$8,780.00	\$8,780.00	\$8,780.00

Proposed Accomplishments

People (General) : 35

Actual Accomplishments

Number assisted:

	Owner		Renter		Total		Person	
	Total	Hispanic	Total	Hispanic	Total	Hispanic	Total	Hispanic
White:	0	0	0	0	0	0	35	35
Black/African American:	0	0	0	0	0	0	0	0
Asian:	0	0	0	0	0	0	0	0
American Indian/Alaskan Native:	0	0	0	0	0	0	0	0
Native Hawaiian/Other Pacific Islander:	0	0	0	0	0	0	0	0
American Indian/Alaskan Native & White:	0	0	0	0	0	0	0	0
Asian White:	0	0	0	0	0	0	0	0
Black/African American & White:	0	0	0	0	0	0	0	0
American Indian/Alaskan Native & Black/African American:	0	0	0	0	0	0	0	0
Other multi-racial:	0	0	0	0	0	0	0	0
Asian/Pacific Islander:	0	0	0	0	0	0	0	0
Hispanic:	0	0	0	0	0	0	0	0

Total:	0	0	0	0	0	0	35	35
---------------	----------	----------	----------	----------	----------	----------	-----------	-----------

Female-headed Households:	0	0	0
---------------------------	---	---	---

Income Category:

	Owner	Renter	Total	Person
Extremely Low	0	0	0	31
Low Mod	0	0	0	4
Moderate	0	0	0	0
Non Low Moderate	0	0	0	0
Total	0	0	0	35
Percent Low/Mod				100.0%

Annual Accomplishments

Years	Accomplishment Narrative	# Benefitting
2016	Funding \$5,000. 2/23/17 reprog \$3,780 from idis#5871, funding increased to \$8,780. The Coachella Valley Housing Coalition provided 35 children of migrant farm workers with access to their Paseo de los Heroes After School Program. The After School Program included activities such as homework assistance, tutoring, computer access for school assignments, education computer activities, arts, crafts, group outdoor play activities, and a nutritional snack. CDBG funds were used to pay for scholarships for children to participate in the program. This program provided accessibility for the purpose of creating a suitable living environment. Leveraged funding was from the CVHC General Fund.	

PGM Year:	2016
Project:	0074 - 4.199-16 - Indio Hills After-School Program
IDIS Activity:	5895 - 4.199-16 - Indio Hills After-School Program

Status:	Completed 6/28/2017 12:00:00 AM	Objective:	Create suitable living environments
Location:	80400 Dillon Rd Desert Hot Springs, CA 92241-8059	Outcome:	Availability/accessibility
		Matrix Code:	Public Services (General) (05)
		National Objective:	LMC

Initial Funding Date: 09/16/2016

Description:

The Desert Recreation District program is for children from low-income families to participate in the After-School Program in the unincorporated community of Indio Hills. Children will be afforded the opportunity to participate in supervised creative arts, sports, special events, theme days, drama, games and homework assistance. CDBG funds will be used to pay for salaries (direct cost), program supplies, and materials.

Financing

	Fund Type	Grant Year	Grant	Funded Amount	Drawn In Program Year	Drawn Thru Program Year
CDBG	EN	2016	B16UC060506	\$9,961.56	\$9,961.56	\$9,961.56
Total	Total			\$9,961.56	\$9,961.56	\$9,961.56

Proposed Accomplishments

People (General) : 40

Actual Accomplishments

Number assisted:

	Owner		Renter		Total		Person	
	Total	Hispanic	Total	Hispanic	Total	Hispanic	Total	Hispanic
White:	0	0	0	0	0	0	5	0
Black/African American:	0	0	0	0	0	0	0	0
Asian:	0	0	0	0	0	0	0	0
American Indian/Alaskan Native:	0	0	0	0	0	0	0	0
Native Hawaiian/Other Pacific Islander:	0	0	0	0	0	0	0	0
American Indian/Alaskan Native & White:	0	0	0	0	0	0	33	33
Asian White:	0	0	0	0	0	0	2	2
Black/African American & White:	0	0	0	0	0	0	0	0
American Indian/Alaskan Native & Black/African American:	0	0	0	0	0	0	0	0
Other multi-racial:	0	0	0	0	0	0	0	0
Asian/Pacific Islander:	0	0	0	0	0	0	0	0
Hispanic:	0	0	0	0	0	0	0	0
Total:	0	0	0	0	0	0	40	35

Female-headed Households: 0 0 0

Income Category:

	Owner	Renter	Total	Person
Extremely Low	0	0	0	37
Low Mod	0	0	0	3
Moderate	0	0	0	0
Non Low Moderate	0	0	0	0
Total	0	0	0	40
Percent Low/Mod	100.0%			

Annual Accomplishments

Years	Accomplishment Narrative	# Benefitting
2016	Funding \$10,000. 6/26/17 year end clean-up reprog unused funding \$38.44 to idis#5670, funding reduced to \$9,961.56. Project Complete. CDBG funds were used to pay for costs associated with operating the after school program. CDBG funds were used specifically to pay for staff salaries and program supplies. Children from low-income families were afforded the opportunity to participate in the After School Program in the underserved community of Indio Hills. Through the afterschool program, Children were provided accessibility to supervised creative arts, sports, special events, theme days, drama, games and homework assistance activities, for the purpose of creating a suitable living environment. Remaining funds \$38.44 will be reprogrammed to other eligible activities. Leveraged funding was from DRD General Operating Funds (Tax Assessments).	

PGM Year: 2016
Project: 0075 - 4.200-16 - North Shore After School Program
IDIS Activity: 5896 - 4.200-16 - North Shore After School Program

Status: Completed 6/28/2017 12:00:00 AM Objective: Create suitable living environments

Location: 99155 Sea View Dr North Shore, CA 92254-5026

Outcome: Availability/accessibility

Matrix Code: Public Services (General) (05)

National Objective: LMC

Initial Funding Date: 09/16/2016

Description:

The Desert Recreation Districts program is for children from low-income families to participate in the After-School Program in the unincorporated community of North Shore. Children will be afforded the opportunity to participate in supervised creative arts, sports, special events, theme days, drama, games and homework assistance. CDBG funds will be used to pay for salaries (direct cost), program supplies, and materials.

Financing

	Fund Type	Grant Year	Grant	Funded Amount	Drawn In Program Year	Drawn Thru Program Year
CDBG	EN	2016	B16UC060506	\$4,822.58	\$4,822.58	\$4,822.58
	LA	2003	B03UC060506	\$2,137.77	\$2,137.77	\$2,137.77
	PI			\$3,039.65	\$3,039.65	\$3,039.65
Total	Total			\$10,000.00	\$10,000.00	\$10,000.00

Proposed Accomplishments

People (General) : 40

Actual Accomplishments

Number assisted:

	Owner		Renter		Total		Person	
	Total	Hispanic	Total	Hispanic	Total	Hispanic	Total	Hispanic
White:	0	0	0	0	0	0	46	46
Black/African American:	0	0	0	0	0	0	0	0
Asian:	0	0	0	0	0	0	0	0
American Indian/Alaskan Native:	0	0	0	0	0	0	0	0
Native Hawaiian/Other Pacific Islander:	0	0	0	0	0	0	0	0
American Indian/Alaskan Native & White:	0	0	0	0	0	0	0	0
Asian White:	0	0	0	0	0	0	0	0
Black/African American & White:	0	0	0	0	0	0	0	0
American Indian/Alaskan Native & Black/African American:	0	0	0	0	0	0	0	0
Other multi-racial:	0	0	0	0	0	0	0	0
Asian/Pacific Islander:	0	0	0	0	0	0	0	0
Hispanic:	0	0	0	0	0	0	0	0
Total:	0	0	0	0	0	0	46	46
Female-headed Households:	0		0		0			

Income Category:

	Owner	Renter	Total	Person
Extremely Low	0	0	0	33
Low Mod	0	0	0	7
Moderate	0	0	0	5

Non Low Moderate	0	0	0	1
Total	0	0	0	46
Percent Low/Mod				97.8%

Annual Accomplishments

Years	Accomplishment Narrative	# Benefitting
2016	Funding \$10,000. 12/13/16 (Torres-Martinez canceled project) increase \$2,137.77 from LA unencumbered/decrease \$2,137.77 EN to unencumbered, funding remains the same at \$10,000. Project Complete. CDBG funds were used to pay for costs associated with operating the after school program. CDBG funds were used specifically to pay for staff salaries and program supplies. Children from low-income families were afforded the opportunity to participate in the After School Program in the unincorporated, low- to moderate-income community of North Shore for the purpose of creating a suitable living environment. Through the afterschool program, Children were provided access to supervised creative arts, sports, special events, theme days, drama, games and homework assistance activities. Leveraged funding was from the Desert Recreation District's General Operating Fund (Tax Assessments).	

PGM Year: 2016

Project: 0076 - 4.201-16 - Community Recreation Services and Community Engagement

IDIS Activity: 5897 - 4.201-16 - Community Recreation Services and Community Engagement

Status: Completed 6/28/2017 12:00:00 AM

Objective: Create suitable living environments

Location: 45305 Oasis St Various Locations Indio, CA 92201-4337

Outcome: Availability/accessibility

Matrix Code: Public Services (General) (05)

National Objective: LMA

Initial Funding Date: 09/16/2016

Description:

The Desert Recreation District provides community events, activities, movies in the park, teen activities, youth camps, after-school programs, and other recreational programs to residents in North Shore, Mecca, Oasis, Thermal, Thousand Palms, and the Dillon Road communities. CDBG funds will be used to pay for program related expenses, such as staff salaries (direct cost), materials, supplies, and equipment.

Financing

	Fund Type	Grant Year	Grant	Funded Amount	Drawn In Program Year	Drawn Thru Program Year
CDBG	EN	2016	B16UC060506	\$13,017.78	\$13,017.78	\$13,017.78
	LA	2003	B03UC060506	\$1,361.50	\$1,361.50	\$1,361.50
	PI			\$2,010.82	\$2,010.82	\$2,010.82
Total	Total			\$16,390.10	\$16,390.10	\$16,390.10

Proposed Accomplishments

People (General) : 49,700

Total Population in Service Area: 49,700

Census Tract Percent Low / Mod: 69.24

Annual Accomplishments

Years	Accomplishment Narrative	# Benefitting
-------	--------------------------	---------------

2016 Funding \$20,000. 12/13/16 (Torres-Martinez canceled project) increase \$1,361.50 from LA unencumbered/decrease \$1,361.50 EN to unencumbered, funding remains the same at \$20,000. 6/26/17 year end clean-up reprog unused funding \$3,609.90 to idis#5670, funding reduced to \$16,390.10. Project complete. CDBG funds were used to provide community recreation services and community engagement in the low-income communities of Mecca, Thermal, North Shore, Oasis, and the Dillon Road Communities. The communities mentioned benefited from one or more of the events listed: movies in the park, movie date-night, youth programs, resource fairs, fall and spring events, arts and craft events, senior events, and community potlucks. CDBG funds were used specifically for staff salaries, program supplies, program equipment, and to purchase movie licenses. A national objective was met by providing services to residents in these low-moderate income areas. Remaining funds to be reprogrammed to other eligible CDBG activities. Leveraged funding was from the Desert Recreation Districts General Fund (Tax Assessments).

PGM Year: 2016
Project: 0077 - 4.202-16 - Warriors to Work Program
IDIS Activity: 5898 - 4.202-16 - Warriors to Work Program

Status: Completed 6/29/2017 12:00:00 AM **Objective:** Create suitable living environments

Location: 74040 Highway 111 Ste F Suite F Palm Desert, CA 92260-4134 **Outcome:** Availability/accessibility

Matrix Code: Employment Training (05H) National Objective: LMC

Initial Funding Date: 09/16/2016

Description:

Desert Best Friend's Closet offers the Warriors to Work initiative which provides low-income veterans, residing in Riverside County and seeking employment, the opportunity to participate in the no cost Bridge to Employment job coaching programs and interview attire. CDBG funds will be used for salaries (direct cost), utilities, and other program related expenses.

Financing						
	Fund Type	Grant Year	Grant	Funded Amount	Drawn In Program Year	Drawn Thru Program Year
CDBG	EN	2016	B16UC060506	\$1,650.87	\$1,650.87	\$1,650.87
	PI			\$238.00	\$238.00	\$238.00
Total	Total			\$1,888.87	\$1,888.87	\$1,888.87

Proposed Accomplishments

People (General) : 45

Actual Accomplishments

Number assisted:

	Owner		Renter		Total		Person	
	Total	Hispanic	Total	Hispanic	Total	Hispanic	Total	Hispanic
White:	0	0	0	0	0	0	11	4
Black/African American:	0	0	0	0	0	0	2	0
Asian:	0	0	0	0	0	0	1	0
American Indian/Alaskan Native:	0	0	0	0	0	0	1	1
Native Hawaiian/Other Pacific Islander:	0	0	0	0	0	0	0	0
American Indian/Alaskan Native & White:	0	0	0	0	0	0	0	0
Asian White:	0	0	0	0	0	0	1	0

Black/African American & White:	0	0	0	0	0	0	0	0
American Indian/Alaskan Native & Black/African American:	0	0	0	0	0	0	1	0
Other multi-racial:	0	0	0	0	0	0	0	0
Asian/Pacific Islander:	0	0	0	0	0	0	0	0
Hispanic:	0	0	0	0	0	0	0	0
Total:	0	0	0	0	0	0	17	5

Female-headed Households:	0	0	0
---------------------------	---	---	---

Income Category:

	Owner	Renter	Total	Person
Extremely Low	0	0	0	0
Low Mod	0	0	0	9
Moderate	0	0	0	7
Non Low Moderate	0	0	0	1
Total	0	0	0	17
Percent Low/Mod				94.1%

Annual Accomplishments

Years	Accomplishment Narrative	# Benefitting
2016	Funding \$5,000. Project Complete 6.19.2017. The Sponsor provided low-income veterans seeking employment with interview attire, for the purpose of creating a suitable living environment. The Sponsor used CDBG funds to pay for staff salaries/benefits (direct costs). By providing availability and accessibility with this unique program, the Sponsor met the national objective of benefiting low- to moderate-income individuals. Leveraged funding came from private and local funding. Remaining funds will be reprogrammed (\$3,111.13).6/21/17 increase PI/decrease EN \$238 for PI receipted, funding remains the same at \$5,000. 5/26/17 year end clean-up, reprog unused funding \$3111.13 to idsis#5815, funding reduced to \$1,888.87.	

PGM Year:	2016
Project:	0079 - 4.203-16 - Desert Arc Facility Improvement Project
IDIS Activity:	5899 - 4.203-16 - Desert Arc Facility Improvement Project

Status:	Completed 6/30/2017 12:00:00 AM	Objective:	Create suitable living environments
Location:	73255 Country Club Dr Palm Desert, CA 92260-2309	Outcome:	Availability/accessibility
		Matrix Code:	Handicapped Centers (03B)
		National Objective:	LMC

Initial Funding Date: 09/16/2016

Description:

Desert Arc serves the needs of severely disabled adults in the Coachella Valley. CDBG funds will be used for costs associated with the upgrading of the restrooms including design, construction and materials.

Financing

	Fund Type	Grant Year	Grant	Funded Amount	Drawn In Program Year	Drawn Thru Program Year
CDBG	EN	2016	B16UC060506	\$44,987.91	\$44,987.91	\$44,987.91
	LA	2003	B03UC060506	\$170.20	\$170.20	\$170.20
Total	Total			\$45,158.11	\$45,158.11	\$45,158.11

Proposed Accomplishments

Public Facilities : 1

Actual Accomplishments

Number assisted:

	Owner		Renter		Total		Person	
	Total	Hispanic	Total	Hispanic	Total	Hispanic	Total	Hispanic
White:	0	0	0	0	0	0	405	243
Black/African American:	0	0	0	0	0	0	47	0
Asian:	0	0	0	0	0	0	8	0
American Indian/Alaskan Native:	0	0	0	0	0	0	0	0
Native Hawaiian/Other Pacific Islander:	0	0	0	0	0	0	2	0
American Indian/Alaskan Native & White:	0	0	0	0	0	0	0	0
Asian White:	0	0	0	0	0	0	2	0
Black/African American & White:	0	0	0	0	0	0	4	0
American Indian/Alaskan Native & Black/African American:	0	0	0	0	0	0	0	0
Other multi-racial:	0	0	0	0	0	0	2	0
Asian/Pacific Islander:	0	0	0	0	0	0	0	0
Hispanic:	0	0	0	0	0	0	0	0
Total:	0	0	0	0	0	0	470	243
Female-headed Households:	0		0		0			

Income Category:

	Owner	Renter	Total	Person
Extremely Low	0	0	0	0
Low Mod	0	0	0	470
Moderate	0	0	0	0
Non Low Moderate	0	0	0	0
Total	0	0	0	470
Percent Low/Mod				100.0%

Annual Accomplishments

Years	Accomplishment Narrative	# Benefitting
-------	--------------------------	---------------

2016 Funding \$40,000.11/21/16 reprog \$1,000 from idis#5853 for ADC, funding increased to \$41,000. 12/13/16 (Torres-Martinez canceled project) increase \$170.20 from LA unencumbered/decrease \$170.20 EN to unencumbered, funding remains the same at \$41,000. 3/27/17 reprog \$2,000 from idis#5852 for ADC, funding increased to \$43,000. 6/5/17 reprog \$1,500 from unencumbered EN for ADC, funding increased to \$44,500. 7/6/17 reprog \$2,000 from idis#5852 for ADC, funding increased to \$46,500. Year-end Cleanup reprog remaining ADC funding \$1,341.89 to idis#5878, funding reduced to \$45,158.11. Project Complete on 6/30/17. The Sponsor completed improvements to their restrooms located in Building 3 onsite, which houses the Contracts, Behavior Modification, and Enclave programs for severely disabled adults accessing services at Desert Arc. Improvements consist of the installation of new tile on the floors and walls of the restroom, and new privacy partitions. These restrooms serve presumed low income individuals whom are severely disabled and are accessing services at the Desert Arc for the purpose of creating a suitable living environment. The Sponsor used CDBG funds to pay for costs associated with construction services. By providing improved access to these public facilities, the Sponsor met the national objective of benefiting approximately 470 disabled individuals at the Desert Arc facility. Leverage funding was from the City of Palm Desert Community Development Block Grant Program (\$50,000) and Desert Arc General Fund (\$56,943).

PGM Year: 2016
Project: 0080 - 4.204-16 - Desert AIDS Generator Project, Phase II
IDIS Activity: 5900 - 4.204-16 - Desert AIDS Generator Project, Phase II

Status: Completed 6/30/2017 12:00:00 AM Objective: Create suitable living environments

Location: 1695 N Sunrise Way Palm Springs, CA 92262-3701 Outcome: Availability/accessibility

Matrix Code: Facilities for AIDS Patients (not operating costs) (03S) National Objective: LMC

Initial Funding Date: 09/16/2016

Description:

The Desert AIDS Project provides medical care and comprehensive support services to people living with HIV/AIDS in the desert community. D.A.P. will use CDBG funds for costs associated with the second phase of installing an EPA certified emergency back-up generator. Expenses include labor, materials, construction plans, consultants, permit fees, and other project fees.

Financing

	Fund Type	Grant Year	Grant	Funded Amount	Drawn In Program Year	Drawn Thru Program Year
CDBG	EN	2016	B16UC060506	\$89,271.36	\$89,271.36	\$89,271.36
	LA	2003	B03UC060506	\$608.68	\$608.68	\$608.68
	PI			\$325.87	\$325.87	\$325.87
Total	Total			\$90,205.91	\$90,205.91	\$90,205.91

Proposed Accomplishments

Public Facilities : 1

Actual Accomplishments

Number assisted:

	Owner		Renter		Total		Person	
	Total	Hispanic	Total	Hispanic	Total	Hispanic	Total	Hispanic
White:	0	0	0	0	0	0	2,316	514
Black/African American:	0	0	0	0	0	0	153	10
Asian:	0	0	0	0	0	0	38	0

American Indian/Alaskan Native:	0	0	0	0	0	0	27	11
Native Hawaiian/Other Pacific Islander:	0	0	0	0	0	0	10	2
American Indian/Alaskan Native & White:	0	0	0	0	0	0	0	0
Asian White:	0	0	0	0	0	0	0	0
Black/African American & White:	0	0	0	0	0	0	0	0
American Indian/Alaskan Native & Black/African American:	0	0	0	0	0	0	0	0
Other multi-racial:	0	0	0	0	0	0	10	0
Asian/Pacific Islander:	0	0	0	0	0	0	0	0
Hispanic:	0	0	0	0	0	0	0	0
Total:	0	0	0	0	0	0	2,554	537

Female-headed Households:	0	0	0
---------------------------	---	---	---

Income Category:

	Owner	Renter	Total	Person
Extremely Low	0	0	0	1,446
Low Mod	0	0	0	777
Moderate	0	0	0	285
Non Low Moderate	0	0	0	46
Total	0	0	0	2,554
Percent Low/Mod				98.2%

Annual Accomplishments

Years	Accomplishment Narrative	# Benefitting
2016	Funding \$60,000. 10/14/16 reprog \$2,000 from idis#5853 for ADC, funding increased to \$62,000. 12/13/16 (Torres-Martinez canceled project) increase \$608.68 from LA unencumbered/decrease \$608.68 EN to unencumbered, funding remains the same at \$62,000. 2/28/17 reprog \$24,269 from idis#5879, funding increased to \$86,269. 3/21/17 reprog \$3,000 from idis#5879 for ADC, funding increased to \$89,269. 6/20/17 reprog \$3,000 from idis#5852 for ADC, funding increased to \$92,269. 7/24/17 reprog unused ADC funding \$2,063.09 to idis#5878, funding reduced to \$90,205.91. Project Complete on 6/30/17. The Sponsor completed Phase II of the DAP Generator Project, which consists of the installation of the new electrical transformer and distribution equipment. More specifically, improvements consist of the installation of new electrical conduit, concrete slab and equipment pads with stub-outs and automatic transfer switch-gear for the future generator. The Desert AIDS Project serves presumed low income individuals whom are severely disabled and are accessing services at the Desert AIDS for the purpose of creating a suitable living environment. Once installed, the EPA approved emergency generator will provide seamless service in the event of a power outage. The Sponsor used CDBG funds to pay for costs associated with construction services. By providing improved access to these public facilities, the Sponsor met the national objective of potentially benefiting approximately 2,554 severely disabled individuals at the Desert AIDS Project facility. Leverage funding was from the City of Palm Springs Community Development Block Grant Program (\$47,651), City of Palm Desert Community Development Block Grant Program (\$25,000) and Desert AIDS Project General Fund (\$18,000).	

PGM Year:	2016
Project:	0091 - 4.205-16 - Roy's Desert Resource Center
IDIS Activity:	5901 - 4.205-16 - Roy's Desert Resource Center

Status:	Completed 6/30/2017 12:00:00 AM	Objective:	Create suitable living environments
Location:	8804 Balboa Ave 19531 McLane St, N Palm Springs, 92258 San Diego, CA 92123-1506	Outcome:	Availability/accessibility

Initial Funding Date: 09/16/2016

Description:

Jewish Family Services of San Diego provides operational and maintenance services for Roy's Desert Resource Center. The resource center provides case management, shelter, transportation, and food to homeless individuals and families. CDBG funds will be used to reimburse sponsor for operational costs associated with providing assistance to homeless individuals.

Financing

	Fund Type	Grant Year	Grant	Funded Amount	Drawn In Program Year	Drawn Thru Program Year
CDBG	EN	2016	B16UC060506	\$10,000.00	\$10,000.00	\$10,000.00
Total	Total			\$10,000.00	\$10,000.00	\$10,000.00

Proposed Accomplishments

People (General) : 400

Actual Accomplishments*Number assisted:*

	Owner		Renter		Total		Person	
	Total	Hispanic	Total	Hispanic	Total	Hispanic	Total	Hispanic
White:	0	0	0	0	0	0	302	69
Black/African American:	0	0	0	0	0	0	69	1
Asian:	0	0	0	0	0	0	4	0
American Indian/Alaskan Native:	0	0	0	0	0	0	6	1
Native Hawaiian/Other Pacific Islander:	0	0	0	0	0	0	1	0
American Indian/Alaskan Native & White:	0	0	0	0	0	0	3	0
Asian White:	0	0	0	0	0	0	1	0
Black/African American & White:	0	0	0	0	0	0	1	0
American Indian/Alaskan Native & Black/African American:	0	0	0	0	0	0	1	0
Other multi-racial:	0	0	0	0	0	0	12	0
Asian/Pacific Islander:	0	0	0	0	0	0	0	0
Hispanic:	0	0	0	0	0	0	0	0
Total:	0	0	0	0	0	0	400	71

Female-headed Households:

0 0 0

Income Category:

	Owner	Renter	Total	Person
Extremely Low	0	0	0	391
Low Mod	0	0	0	9
Moderate	0	0	0	0
Non Low Moderate	0	0	0	0
Total	0	0	0	400
Percent Low/Mod				100.0%

Annual Accomplishments

Years	Accomplishment Narrative	# Benefitting
2016	Funding \$10,000. Project Complete 11/30/16. Roy's Desert Resource Center provided Emergency Shelter that served homeless and low income individuals, for the purpose of creating a suitable living environment. Roy's Desert Resource Center used CDBG funds to pay for operational costs associated with providing assistance to homeless individuals.. By providing availability and accessibility to these public services, the transitional housing met the national objective of benefiting approximately 400 extremely low income residents in the community of the eastern Coachella Valley. Leverage funding was from both Private and Local Funds.	

PGM Year: 2016
Project: 0063 - 4.206-16 - Transitional Housing Program
IDIS Activity: 5902 - 4.206-16 - Transitional Housing Program

Status: Completed 6/28/2017 12:00:00 AM **Objective:** Create suitable living environments

Location: 83791 Date Ave Indio, CA 92201-4737 **Outcome:** Availability/accessibility

Matrix Code: Operating Costs of Homeless/AIDS Patients Programs (03T) **National Objective:** LMC

Initial Funding Date: 09/16/2016

Description:

Martha's Village and Kitchen provides homeless residential and supportive services to individuals and families in the eastern Coachella Valley. CDBG funds will be used to pay for costs associated with their Transitional Housing Program including rent, utilities, supplies, and staff salaries (direct cost).

Financing

	Fund Type	Grant Year	Grant	Funded Amount	Drawn In Program Year	Drawn Thru Program Year
CDBG	EN	2016	B16UC060506	\$10,000.00	\$10,000.00	\$10,000.00
Total	Total			\$10,000.00	\$10,000.00	\$10,000.00

Proposed Accomplishments

People (General) : 61

Actual Accomplishments

Number assisted:	Owner		Renter		Total		Person	
	Total	Hispanic	Total	Hispanic	Total	Hispanic	Total	Hispanic
White:	0	0	0	0	0	0	37	30
Black/African American:	0	0	0	0	0	0	1	1
Asian:	0	0	0	0	0	0	0	0
American Indian/Alaskan Native:	0	0	0	0	0	0	11	10
Native Hawaiian/Other Pacific Islander:	0	0	0	0	0	0	0	0
American Indian/Alaskan Native & White:	0	0	0	0	0	0	0	0
Asian White:	0	0	0	0	0	0	0	0
Black/African American & White:	0	0	0	0	0	0	7	1
American Indian/Alaskan Native & Black/African American:	0	0	0	0	0	0	3	3

Other multi-racial:	0	0	0	0	0	0	2	0
Asian/Pacific Islander:	0	0	0	0	0	0	0	0
Hispanic:	0	0	0	0	0	0	0	0
Total:	0	0	0	0	0	0	61	45

Female-headed Households: 0 0 0

Income Category:

	Owner	Renter	Total	Person
Extremely Low	0	0	0	61
Low Mod	0	0	0	0
Moderate	0	0	0	0
Non Low Moderate	0	0	0	0
Total	0	0	0	61
Percent Low/Mod				100.0%

Annual Accomplishments

Years	Accomplishment Narrative	# Benefitting
2016	Funding \$10,000. Project Complete 10/31/16. Martha's Village and Kitchen provided Transitional Housing that served low income individuals, for the purpose of creating a suitable living environment. CDBG funds were used to pay for costs associated with rent, utilities, supplies and staff salaries (direct cost). By providing availability and accessibility to these public services, the transitional housing met the national objective of benefiting approximately 61 extremely low income residents in the community of the eastern Coachella Valley. Leverage funding was from the Department of Social Services, City of Indio, City of Indian Wells, Bank of America, In-n-Out, RMD House, and Champion Volunteer Fund.	

PGM Year: 2016
Project: 0078 - 4.207-16 - MVK Energy Improvement Project
IDIS Activity: 5903 - 4.207-16 - MVK Energy Improvement Project

Status: Completed 6/30/2017 12:00:00 AM Objective: Create suitable living environments

Location: 83791 Date Ave Indio, CA 92201-4737 Outcome: Availability/accessibility

Matrix Code: Homeless Facilities (not operating costs) (03C) National Objective: LMC

Initial Funding Date: 09/16/2016

Description:

Martha's Village and Kitchen provides residential and supportive services to homeless individuals and families in the eastern Coachella Valley. CDBG funds will be used for AC upgrades at the Transitional Housing Program unit located in the Dan Dunlap Center, which provides housing units for homeless individuals and families.

Financing

	Fund Type	Grant Year	Grant	Funded Amount	Drawn In Program Year	Drawn Thru Program Year
CDBG	EN	2016	B16UC060506	\$82,193.81	\$82,193.81	\$82,193.81

CDBG	LA	2003	B03UC060506	\$143.06	\$143.06	\$143.06
Total	Total			\$82,336.87	\$82,336.87	\$82,336.87

Proposed Accomplishments

Public Facilities : 1

Actual Accomplishments

Number assisted:	Owner		Renter		Total		Person	
	Total	Hispanic	Total	Hispanic	Total	Hispanic	Total	Hispanic
White:	0	0	0	0	0	0	314	216
Black/African American:	0	0	0	0	0	0	110	27
Asian:	0	0	0	0	0	0	2	0
American Indian/Alaskan Native:	0	0	0	0	0	0	24	19
Native Hawaiian/Other Pacific Islander:	0	0	0	0	0	0	1	0
American Indian/Alaskan Native & White:	0	0	0	0	0	0	0	0
Asian White:	0	0	0	0	0	0	5	0
Black/African American & White:	0	0	0	0	0	0	25	1
American Indian/Alaskan Native & Black/African American:	0	0	0	0	0	0	4	4
Other multi-racial:	0	0	0	0	0	0	9	0
Asian/Pacific Islander:	0	0	0	0	0	0	0	0
Hispanic:	0	0	0	0	0	0	0	0
Total:	0	0	0	0	0	0	494	267
Female-headed Households:	0		0		0			

Income Category:

	Owner	Renter	Total	Person
Extremely Low	0	0	0	0
Low Mod	0	0	0	494
Moderate	0	0	0	0
Non Low Moderate	0	0	0	0
Total	0	0	0	494
Percent Low/Mod				100.0%

Annual Accomplishments

Years	Accomplishment Narrative	# Benefitting
2016	Funding \$80,000. 11/21/16 reprog \$2,000 from idis#5853 for ADC, funding increased to \$82,000. 12/13/16 (Torres-Martinez canceled project) increase \$143.06 from LA unencumbered/decrease \$143.06 EN to unencumbered, funding remains the same at \$82,000. 7/6/17 reprog \$2,000 from idis#5852 for ADC, funding increased to \$84,000. Year-end cleanup reprog remaining unused ADC funding to idis#5886, funding reduced to \$82,336.87. Project Complete on 5/30/16. The Sponsor completed HVAC improvements to the facility, which serves predominantly homeless individuals, for the purpose of creating a suitable living environment. The Sponsor used CDBG funds to pay for costs associated with construction services associated with installing ten energy efficient water source heat pumps, and ten energy efficient programmable digital thermostats and compatible sensors. These improvements met the national objective of benefiting homeless residents in the Coachella Valley for the purpose of providing accessibility to a suitable living environment. Leveraged funding came from Martha's Village and Kitchen General Fund.	

Project: 0081 - 4.208-16 - Riverside County Women Veterans Business Initiative
IDIS Activity: 5904 - 4.208-16 - Riverside County Women Veterans Business Initiative

Status: Completed 6/29/2017 12:00:00 AM **Objective:** Create economic opportunities
Location: 77806 Flora Rd Ste A Suite A Palm Desert, CA 92211-4108 **Outcome:** Availability/accessibility
Matrix Code: Micro-Enterprise Assistance (18C) **National Objective:** LMCMC

Initial Funding Date: 09/16/2016

Description:

The Coachella Valley Women's Business Center will provide consulting, training, and mentoring services to low- to moderate-income women veteran business owners. CDBG funds will be used for staff salaries benefits (direct costs).

Financing

	Fund Type	Grant Year	Grant	Funded Amount	Drawn In Program Year	Drawn Thru Program Year
CDBG	EN	2016	B16UC060506	\$10,000.00	\$10,000.00	\$10,000.00
Total	Total			\$10,000.00	\$10,000.00	\$10,000.00

Proposed Accomplishments

Businesses : 5

Actual Accomplishments

Number assisted:

	Owner		Renter		Total		Person	
	Total	Hispanic	Total	Hispanic	Total	Hispanic	Total	Hispanic
White:	0	0	0	0	0	0	6	5
Black/African American:	0	0	0	0	0	0	0	0
Asian:	0	0	0	0	0	0	0	0
American Indian/Alaskan Native:	0	0	0	0	0	0	0	0
Native Hawaiian/Other Pacific Islander:	0	0	0	0	0	0	0	0
American Indian/Alaskan Native & White:	0	0	0	0	0	0	0	0
Asian White:	0	0	0	0	0	0	0	0
Black/African American & White:	0	0	0	0	0	0	0	0
American Indian/Alaskan Native & Black/African American:	0	0	0	0	0	0	0	0
Other multi-racial:	0	0	0	0	0	0	1	0
Asian/Pacific Islander:	0	0	0	0	0	0	0	0
Hispanic:	0	0	0	0	0	0	0	0
Total:	0	0	0	0	0	0	7	5

Female-headed Households: 0 0 0

Income Category:

	Owner	Renter	Total	Person
Extremely Low	0	0	0	2

Low Mod	0	0	0	2
Moderate	0	0	0	3
Non Low Moderate	0	0	0	0
Total	0	0	0	7
Percent Low/Mod				100.0%

Annual Accomplishments

Years	Accomplishment Narrative	# Benefitting
2016	Funding \$10,000. Project Complete 3/31/17. The Sponsor provided consulting, training, and mentoring services to low- to moderate-income women veteran business owners the purpose of creating economic opportunity. The Sponsor used CDBG funds to pay for costs associated with staff salaries. By providing availability and accessibility with this unique program, the Sponsor met the national objective of benefiting seven low- to moderate-income women veteran business owners, three were new businesses and four were existing businesses. Leveraged funding came from the U.S. Small Business Administration.	

PGM Year:	2016
Project:	0082 - 4.209-16 - 4th District Public Facility Fund
IDIS Activity:	5905 - 4.209-16 - 4th District Public Facility Fund

Status:	Canceled 6/26/2017 12:00:00 AM	Objective:	Create suitable living environments		
Location:	3403 10th St 4th District Riverside, CA 92501-3670	Outcome:	Sustainability		
		Matrix Code:	Public Facilities and Improvement (General) (03)	National Objective:	LMC

Initial Funding Date: 09/16/2016

Description:

CDBG funds will be used to construct eligible public facilities located in low-income areas or serving low-moderate income persons in the 4th District. As specific and eligible projects are identified, the County will proceed with amendments to the 2016-2017 One Year Action Plan pursuant to the Citizens Participation Plan. Pass-thru Only.

Financing

No data returned for this view. This might be because the applied filter excludes all data.

Proposed Accomplishments

Public Facilities : 1

Actual Accomplishments

Number assisted:	Owner		Renter		Total		Person	
	Total	Hispanic	Total	Hispanic	Total	Hispanic	Total	Hispanic

White:	0	0	0	0	0	0	0
Black/African American:	0	0	0	0	0	0	0
Asian:	0	0	0	0	0	0	0
American Indian/Alaskan Native:	0	0	0	0	0	0	0
Native Hawaiian/Other Pacific Islander:	0	0	0	0	0	0	0
American Indian/Alaskan Native & White:	0	0	0	0	0	0	0
Asian White:	0	0	0	0	0	0	0
Black/African American & White:	0	0	0	0	0	0	0
American Indian/Alaskan Native & Black/African American:	0	0	0	0	0	0	0
Other multi-racial:	0	0	0	0	0	0	0
Asian/Pacific Islander:	0	0	0	0	0	0	0
Hispanic:	0	0	0	0	0	0	0
Total:	0	0	0	0	0	0	0

Female-headed Households:	0	0	0
---------------------------	---	---	---

Income Category:

	Owner	Renter	Total	Person
Extremely Low	0	0	0	0
Low Mod	0	0	0	0
Moderate	0	0	0	0
Non Low Moderate	0	0	0	0
Total	0	0	0	0
Percent Low/Mod				

Annual Accomplishments

Years	Accomplishment Narrative	# Benefitting
2016	Funding \$35,037. 9/26/16 reprog \$35,000 to idis#5809, funding reduced to \$37. 6/26/17 year end clean-up reprog remaining pass-thru project funding \$37 to idis#5670, funding reduced to \$0.	

PGM Year:	2016				
Project:	0090 - 5.81-16 - Teen Leader Program				
IDIS Activity:	5906 - 5.81-16 - Teen Leader Program				
Status:	Completed 12/8/2016 12:00:00 AM		Objective:	Create suitable living environments	
Location:	1101 E George St Banning, CA 92220-5715		Outcome:	Availability/accessibility	
			Matrix Code:	Youth Services (05D)	National Objective: LMC

Initial Funding Date: 09/16/2016

Description:

The Boys and Girls Club of San Gorgonio Pass provides an after-school program that includes mentorship, guidance, and enrichment programs for low-income youth in the community. Activities include character building, education and leadership, career exploration, money management, health and nutrition programs, and other related activities. CDBG funds will be used for staff salaries (direct cost), travel, and consumable supplies.

Financing

	Fund Type	Grant Year	Grant	Funded Amount	Drawn In Program Year	Drawn Thru Program Year
CDBG	PI			\$5,000.00	\$5,000.00	\$5,000.00
Total	Total			\$5,000.00	\$5,000.00	\$5,000.00

Proposed Accomplishments

People (General) : 10

Actual Accomplishments

Number assisted:	Owner		Renter		Total		Person	
	Total	Hispanic	Total	Hispanic	Total	Hispanic	Total	Hispanic
White:	0	0	0	0	0	0	4	4
Black/African American:	0	0	0	0	0	0	6	5
Asian:	0	0	0	0	0	0	0	0
American Indian/Alaskan Native:	0	0	0	0	0	0	0	0
Native Hawaiian/Other Pacific Islander:	0	0	0	0	0	0	0	0
American Indian/Alaskan Native & White:	0	0	0	0	0	0	0	0
Asian White:	0	0	0	0	0	0	0	0
Black/African American & White:	0	0	0	0	0	0	0	0
American Indian/Alaskan Native & Black/African American:	0	0	0	0	0	0	0	0
Other multi-racial:	0	0	0	0	0	0	0	0
Asian/Pacific Islander:	0	0	0	0	0	0	0	0
Hispanic:	0	0	0	0	0	0	0	0
Total:	0	0	0	0	0	0	10	9
Female-headed Households:	0		0		0			
Income Category:								
	Owner	Renter	Total	Person				
Extremely Low	0	0	0	10				
Low Mod	0	0	0	0				
Moderate	0	0	0	0				
Non Low Moderate	0	0	0	0				
Total	0	0	0	10				
Percent Low/Mod	100.0%							

Annual Accomplishments

Years	Accomplishment Narrative	# Benefitting
-------	--------------------------	---------------

2016 Funding \$5,000. 10/19/16 increase PI/decrease EN \$5,000, funding remains the same at \$5,000. The Boys and Girls Club Teen Program provided recreation services for 10 children in the after school program located at the clubhouse in Banning for the purpose of providing a suitable living environment. Services included an art and music program, photography, tutoring service, computer skills, and leadership. Matching funding was leveraged from participation fees and Morongo Band Mission Indians.

PGM Year:	2016
Project:	0087 - 5.82-16 - Menifee Valley Community Cupboard
IDIS Activity:	5907 - 5.82-16 - Menifee Valley Community Cupboard

Status:	Completed 3/2/2017 12:00:00 AM	Objective:	Create suitable living environments
Location:	26808 Cherry Hills Blvd Menifee, CA 92586-2505	Outcome:	Availability/accessibility
		Matrix Code:	Food Banks (05W)
			National Objective: LMC

Initial Funding Date: 09/16/2016

Description:

The Community Cupboard provides emergency food boxes to low-income individuals and families living in Menifee Valley. CDBG funds will be used for staff salaries (direct cost) and the purchase of food.

Financing

	Fund Type	Grant Year	Grant	Funded Amount	Drawn In Program Year	Drawn Thru Program Year
CDBG	EN	2016	B16UC060506	\$10,000.00	\$10,000.00	\$10,000.00
Total	Total			\$10,000.00	\$10,000.00	\$10,000.00

Proposed Accomplishments

People (General) : 1,100

Actual Accomplishments

Number assisted:

	Owner		Renter		Total		Person	
	Total	Hispanic	Total	Hispanic	Total	Hispanic	Total	Hispanic
White:	0	0	0	0	0	0	866	413
Black/African American:	0	0	0	0	0	0	76	9
Asian:	0	0	0	0	0	0	22	1
American Indian/Alaskan Native:	0	0	0	0	0	0	24	14
Native Hawaiian/Other Pacific Islander:	0	0	0	0	0	0	7	6
American Indian/Alaskan Native & White:	0	0	0	0	0	0	26	0
Asian White:	0	0	0	0	0	0	14	0
Black/African American & White:	0	0	0	0	0	0	49	15
American Indian/Alaskan Native & Black/African American:	0	0	0	0	0	0	23	20
Other multi-racial:	0	0	0	0	0	0	75	0
Asian/Pacific Islander:	0	0	0	0	0	0	0	0
Hispanic:	0	0	0	0	0	0	0	0

Total:	0	0	0	0	0	0	1,182	478
---------------	----------	----------	----------	----------	----------	----------	--------------	------------

Female-headed Households:	0		0		0			
---------------------------	---	--	---	--	---	--	--	--

Income Category:

	Owner	Renter	Total	Person
Extremely Low	0	0	0	665
Low Mod	0	0	0	288
Moderate	0	0	0	229
Non Low Moderate	0	0	0	0
Total	0	0	0	1,182
Percent Low/Mod				100.0%

Annual Accomplishments

Years	Accomplishment Narrative	# Benefitting
2016	Funding \$10,000. Technical correction to number initially proposed of 375 to 1,100 based on all funding sources. Project Complete 3/1/17. Menifee Community Cupboard provides emergency food boxes to low-income individuals and families living in Menifee Valley for the purpose of creating a suitable living environment. Menifee Community Cupboard used CDBG funds to pay for the cost of food. By providing access to food a national objective has been met by benefiting approximately 1,182 low- to moderate-income residents in the Menifee Valley community. Leverage funding included private donations, earnings from their thrift store, and other state and local funds.	

PGM Year:	2016
Project:	0089 - 5.83-16 - Veterans Initiative and CHAMPS Program
IDIS Activity:	5908 - 5.83-16 - Veterans Initiative and CHAMPS Program

Status:	Completed 6/30/2017 12:00:00 AM	Objective:	Create suitable living environments
Location:	15105 6th St March Air Reserve Base, CA 92518-1870	Outcome:	Availability/accessibility
		Matrix Code:	Operating Costs of Homeless/AIDS Patients Programs (03T)
		National Objective:	LMC

Initial Funding Date: 09/16/2016

Description:

The United States Veterans Initiative provides a CHAMPS program for homeless veterans. Services include case management, addiction treatment, relapse prevention, housing, food, employment development, and transportation. CDBG funds will be used for the cost of food.

Financing

	Fund Type	Grant Year	Grant	Funded Amount	Drawn In Program Year	Drawn Thru Program Year
CDBG	EN	2016	B16UC060506	\$1,571.72	\$1,571.72	\$1,571.72
Total	Total			\$1,571.72	\$1,571.72	\$1,571.72

Proposed Accomplishments

People (General) : 25

Actual Accomplishments

Number assisted:

	Owner		Renter		Total		Person	
	Total	Hispanic	Total	Hispanic	Total	Hispanic	Total	Hispanic
White:	0	0	0	0	0	0	5	1
Black/African American:	0	0	0	0	0	0	0	0
Asian:	0	0	0	0	0	0	0	0
American Indian/Alaskan Native:	0	0	0	0	0	0	0	0
Native Hawaiian/Other Pacific Islander:	0	0	0	0	0	0	0	0
American Indian/Alaskan Native & White:	0	0	0	0	0	0	0	0
Asian White:	0	0	0	0	0	0	0	0
Black/African American & White:	0	0	0	0	0	0	0	0
American Indian/Alaskan Native & Black/African American:	0	0	0	0	0	0	0	0
Other multi-racial:	0	0	0	0	0	0	0	0
Asian/Pacific Islander:	0	0	0	0	0	0	0	0
Hispanic:	0	0	0	0	0	0	0	0
Total:	0	0	0	0	0	0	5	1
Female-headed Households:	0		0		0			

Income Category:

	Owner	Renter	Total	Person
Extremely Low	0	0	0	3
Low Mod	0	0	0	1
Moderate	0	0	0	0
Non Low Moderate	0	0	0	1
Total	0	0	0	5
Percent Low/Mod				80.0%

Annual Accomplishments

Years	Accomplishment Narrative	# Benefitting
2016	Funding \$5,000. Project Complete 5/26/17. The US Vets Initiative program provided food assistance to 5 clients under the CHAPS program for homeless veterans for the purpose of creating a suitable living environment and availability to food. Other services provided included case management, addiction treatment, housing assistance, and transportation services. CDBG funds to pay for costs associated with food. By providing improved access to food, met the national objective of benefiting 5 low- to moderate-income veterans in Riverside County. Leverage funding was from other Federal, local, and fees. 7/11/17 reprog \$732.24 to idis#5848, funding reduced to \$4,267.76. 7/18/17 reprog \$716.05 to idis#5848, funding reduced to \$3,551.71. 7/24/17 year-end cleanup reprog unused funds \$1,979.99 to idis#5946, funding reduced to \$1,571.72.	

PGM Year: 2016

Project: 0088 - 5.84-16 - Cabazon Community Services Program

IDIS Activity: 5909 - 5.84-16 - Cabazon Community Services Program

Status: Completed 6/30/2017 12:00:00 AM

Objective: Create suitable living environments

Location: 50390 Carmen Ave Cabazon, CA 92230-4000

Outcome: Availability/accessibility

Matrix Code: Public Services (General) (05)

National Objective: LMA

Initial Funding Date: 09/16/2016

Description:

Family Services Association offers residents of Cabazon a variety of community, educational, and recreational programs at the James A. Venable Community Center. CDBG funds will be used for program related expenses.

Financing

	Fund Type	Grant Year	Grant	Funded Amount	Drawn In Program Year	Drawn Thru Program Year
CDBG	EN	2016	B16UC060506	\$72,229.61	\$72,229.61	\$72,229.61
	LA	2003	B03UC060506	\$10,271.09	\$10,271.09	\$10,271.09
	PI			\$17,499.30	\$17,499.30	\$17,499.30
Total	Total			\$100,000.00	\$100,000.00	\$100,000.00

Proposed Accomplishments

People (General) : 2,555

Total Population in Service Area: 2,555

Census Tract Percent Low / Mod: 65.17

Annual Accomplishments

Years	Accomplishment Narrative	# Benefitting
2016	Funding \$100,000. 10/4/16 increase PI/decrease EN \$7,169.64, funding remains the same \$100,000. 12/13/16 (Torres-Martinez canceled project) increase \$10,271.09 from LA unencumbered/decrease \$10,271.09 EN to unencumbered, funding remains the same at \$100,000. Project Complete 6/30/17. The Cabazon Community Services Program provided new access to services to 2,555 low income residents of Cabazon for the purpose of creating a suitable living environment. The services included a variety of community, educational, and recreational programs at the James A. Venable Community Center. CDBG funds were used for program related expenses.	

PGM Year: 2016

Project: 0094 - 5.85-16 - 5th District Public Facility Fund

IDIS Activity: 5910 - 5.85-16 - 5th District Public Facility Fund

Status: Canceled 6/27/2017 12:00:00 AM

Objective: Create suitable living environments

Location: 3403 10th St 5th District Riverside, CA 92501-3670

Outcome: Sustainability

Matrix Code: Public Facilities and Improvement
(General) (03)

National Objective: LMC

Initial Funding Date: 09/16/2016

Description:

CDBG funds will be used to construct eligible public facilities located in low-income areas or serving low-moderate income persons in the 5th District. As specific and eligible projects are identified, the County will proceed with amendments to the 2016-2017 One Year Action Plan pursuant to the Citizens Participation Plan. Pass-thru only.

Financing

No data returned for this view. This might be because the applied filter excludes all data.

Proposed Accomplishments

Public Facilities : 1

Actual Accomplishments

[illegible]

Female-headed Households:

Income Category:

	Owner	Renter	Total	Person
Extremely Low	0	0	0	0
Low Mod	0	0	0	0
Moderate	0	0	0	0
Non Low Moderate	0	0	0	0
Total	0	0	0	0

Percent Low/Mod

Annual Accomplishments

Years	Accomplishment Narrative	# Benefitting
-------	--------------------------	---------------

2016 Funding \$95,652. 6/26/17 year end clean-up reprog 5th District PF Fund pass-thru project \$95,652 to idis#5946 (HOLDING), funding reduced to \$0.

PGM Year: 2016
Project: 0097 - 5.BN.34-16 - Banning Community/Senior Center Rehabilitation Project
IDIS Activity: 5911 - 5.BN.34-16 - Banning Community/Senior Center Rehabilitation Project

Status: Open **Objective:** Create suitable living environments

Location: 789 N San Gorgonio Ave Banning, CA 92220-5527 **Outcome:** Availability/accessibility

Matrix Code: Public Facilities and Improvement (General) (03) **National Objective:** LMA

Initial Funding Date: 09/16/2016

Description:

The City of Banning will rehabilitate the Community Senior Center to include new gym and kitchen floors, ADA restrooms, improvements to interior and exterior doors, replacement of cabinetry in meeting rooms, new lighting, and painting of the facility. CDBG funds will be used for the cost of design and construction.

Financing

	Fund Type	Grant Year	Grant	Funded Amount	Drawn In Program Year	Drawn Thru Program Year
CDBG	EN	2015	B15UC060506	\$49,971.48	\$3,622.50	\$3,622.50
		2016	B16UC060506	\$175,245.63	\$1,527.21	\$1,527.21
	LA	2003	B03UC060506	\$143.06	\$143.06	\$143.06
	PI			\$254.46	\$254.46	\$254.46
Total	Total			\$225,614.63	\$5,547.23	\$5,547.23

Proposed Accomplishments

People (General) : 6,805
Total Population in Service Area: 6,805
Census Tract Percent Low / Mod: 71.93

Annual Accomplishments

Years	Accomplishment Narrative	# Benefitting
2016	Funding \$172,331. 10/14/16 reprog \$2,000 from idis#5853 for ACTIVITY DELIVERY COSTS, funding increased to \$174,331. 12/14/16 (Torres-Martinez canceled project) increase \$143.06 from LA unencumbered/decrease \$143.06 EN to unencumbered, funding remains the same at \$174,331. 1/30/17 reprog \$48,283.63 from idis#5778, funding increased to \$222,614.63. 7/19/17 reprog \$3,000 from (\$19.55 idis#5923, \$1687.85 idis#5588, \$1292.60 idis#5852) for ADC, funding increased to \$225,614.63. Project activities underway. Project 0% complete. Preconstruction activities such as project design is currently underway. To date, CDBG funds have been used to assist the City with the public noticing and advertising costs associated with issuing their RFP for architectural and engineering services, and for costs associated with these services. The City anticipates design being complete in the fall, with bidding for construction services to follow shortly thereafter. Construction is expected to commence early January 2018. There is no public benefit to report.	

PGM Year: 2016

Project:	0095 - 5.BEA.29-16 - Stewart Park Improvements		
IDIS Activity:	5912 - 5.BEA.29-16 - Stewart Park Improvements		

Status:	Canceled 6/21/2017 12:00:00 AM	Objective:	Create suitable living environments
Location:	985 Maple Ave Beaumont, CA 92223-1903	Outcome:	Availability/accessibility
		Matrix Code:	Parks, Recreational Facilities (03F)
		National Objective:	LMA

Initial Funding Date: 09/16/2016

Description:

The City of Beaumont will construct restrooms and a parking lot at Stewart Park for improved accessibility and ADA compliance. Construction will include upgrading the restroom and parking area, to meet ADA standards. CDBG funds will be used for construction and design cost.

Financing

No data returned for this view. This might be because the applied filter excludes all data.

Proposed Accomplishments

Public Facilities : 1
Total Population in Service Area: 1,820
Census Tract Percent Low / Mod: 76.10

Annual Accomplishments

Years	Accomplishment Narrative	# Benefitting
2016	Funding \$56,000. 6/21/17 reprog \$56,000 to City sidewalk project idis#5913, funding reduced to \$0. City requested to cancel this project.	

PGM Year:	2016		
Project:	0096 - 5.BEA.30-16 - Sidewalk Improvement Project		
IDIS Activity:	5913 - 5.BEA.30-16 - Sidewalk Improvement Project		

Status:	Open	Objective:	Create suitable living environments
Location:	550 E 6th St City Streets Beaumont, CA 92223-2253	Outcome:	Availability/accessibility
		Matrix Code:	Sidewalks (03L)
		National Objective:	LMA

Initial Funding Date: 09/16/2016

Description:

The City of Beaumont will use CDBG funds for sidewalk improvements along California, Orange, Beaumont, and Cherry Avenue, and 1st through 8th Street. The new sidewalks will improve pedestrian safety and ADA accessibility.

Financing

	Fund Type	Grant Year	Grant	Funded Amount	Drawn In Program Year	Drawn Thru Program Year
CDBG	EN	2016	B16UC060506	\$154,623.23	\$7,638.90	\$7,638.90
Total	Total			\$154,623.23	\$7,638.90	\$7,638.90

Proposed Accomplishments

People (General) : 8,525

Total Population in Service Area: 8,525

Census Tract Percent Low / Mod: 60.94

Annual Accomplishments

Years	Accomplishment Narrative	# Benefitting
2016	Funding \$87,315. 9/19/16 reprog \$6,090 from idis# 5914, funding increased to \$93,405. 6/21/17 reprog \$56,000 from idis#5912, funding increased to \$149,405. Project Completed 4/11/17. The City of Beaumont completed construction of sidewalks, curb, and gutters for the purpose of creating a suitable living environment in the low income areas of Beaumont. The city constructed sidewalk improvements for pedestrian safety and ADA accessibility which began January 27, 2017 and was completed 4/11/17. The project covered the areas of 7th, 9th, 11th, and 12th streets, and Illinois Avenue that included a 6 inch curb, 4 inch thick pavement, and ADA ramps. The project is currently completed, notice of completion was filed and project is pending the release of retention funds. Remaining funding will be used to continue the efforts of improving path of travel in low income neighborhoods of Beaumont. Leverage funding was provided through prior year CDBG funding. 8/7/17 reprog \$4,144.98 from unencumbered for ADC, funding increased to \$153,549.98.	
2017	8/16/17 reprog \$1,073.25 from idis#5853 for ADC, funding increased to \$154,623.23.	

PGM Year: 2016

Project: 0098 - 5.BEA.31-16 - The Arc of Riverside County

IDIS Activity: 5914 - 5.BEA.31-16 - The Arc of Riverside County

Status: Canceled 9/19/2016 12:00:00 AM

Objective: Create suitable living environments

Location: 8138 Mar Vista Ct Riverside, CA 92504-4324

Outcome: Availability/accessibility

Matrix Code: Handicapped Services (05B)

National Objective: LMC

Initial Funding Date: 09/16/2016

Description:

The Arc of Riverside County provides advocate services to individuals with developmental disabilities to allow them the opportunity to achieve gainful employment. Services include education, advocacy, referral services, and job readiness. CDBG funds will be used for the cost of a Job Developer's salary (direct cost).

Financing

No data returned for this view. This might be because the applied filter excludes all data.

Proposed Accomplishments

People (General) : 25

Actual Accomplishments

[illegible]

Female-headed Households:

Income Category:				
	Owner	Renter	Total	Person
Extremely Low	0	0	0	0
Low Mod	0	0	0	0
Moderate	0	0	0	0
Non Low Moderate	0	0	0	0
Total	0	0	0	0
Percent Low/Mod				

Annual Accomplishments

Years	Accomplishment Narrative	# Benefitting
-------	--------------------------	---------------

2016 Funding \$6,090. 9/19/16 reprog \$6,090 to idis# 5913, funding reduced to \$0. Per City request project canceled.

PGM Year: 2016
Project: 0092 - 4.BL.39-16 - Blythe Park Improvements
IDIS Activity: 5915 - 4.BL.39-16 - Blythe Park Improvements

Status: Completed 6/30/2017 12:00:00 AM **Objective:** Create suitable living environments

Location: 405 S Broadway Blythe, CA 92225-2803 **Outcome:** Availability/accessibility

Matrix Code: Parks, Recreational Facilities (03F) **National Objective:** LMA

Initial Funding Date: 09/16/2016

Description:

The City of Blythe will use CDBG funds to construct install restroom facilities and other improvements at Todd Park. Eligible expenses include design, engineering, construction, materials, and project administration.

Financing

	Fund Type	Grant Year	Grant	Funded Amount	Drawn In Program Year	Drawn Thru Program Year
CDBG	EN	2016	B16UC060506	\$31,933.30	\$31,933.30	\$31,933.30
	PI			\$4,144.98	\$4,144.98	\$4,144.98
Total	Total			\$36,078.28	\$36,078.28	\$36,078.28

Proposed Accomplishments

Public Facilities : 1

Total Population in Service Area: 15,440

Census Tract Percent Low / Mod: 55.63

Annual Accomplishments

Years	Accomplishment Narrative	# Benefitting
2016	Funding \$52,312. Project Complete on 6/30/17. The City completed the construction of restrooms at the Todd Park playground, which serves predominantly low income individuals, for the purpose of creating a suitable living environment. The City used CDBG funds to pay for costs associated with the public notice advertising and construction services. By providing improved access to these public facilities, these improvements met the national objective of benefiting approximately 48,950 residents in the low- to moderate-income community of Blythe. Leverage funding was from the City General fund. Remaining funds allocated to CDBG Project 4.BL.39-16 to be reprogrammed. 7/24/17 year-end cleanup reprog \$22,086.10 unused funding to idis#5670, funding reduced to \$30,225.90. 7/27/17 reprog \$5,852.38 back from idis#5670 for final payment, funding increased to \$36,078.28. 8/3/17 increase PI/decrease EN \$4,144.98 for PI receipted, funding remains the same.	

PGM Year: 2016
Project: 0039 - 1.CL.06-16- Canyon Lake Home Repair Program
IDIS Activity: 5916 - 1.CL.06-16- Canyon Lake Home Repair Program

Status:	Canceled 6/26/2017 12:00:00 AM	Objective:	Provide decent affordable housing
Location:	31516 Railroad Canyon Rd Community-wide Canyon Lake, CA 92587-9400	Outcome:	Affordability
		Matrix Code:	Rehab; Single-Unit Residential (14A)
		National Objective:	LMH

Initial Funding Date: 09/16/2016

Description:

The City of Canyon Lake will use CDBG funds for the Home Repair Program (HRP) providing basic home rehabilitation services to eligible residents within the City. CDBG funds will cover the cost of direct staffing (selected sub-recipient carrying out activities), materials, and related direct program cost for the home rehabilitation program. The HRP provides grants to seniors, handicapped individuals, and low-income households for necessary repairs to their owner-occupied dwellings.

Financing

No data returned for this view. This might be because the applied filter excludes all data.

Proposed Accomplishments

Housing Units : 4

Actual Accomplishments

Number assisted:	Owner		Renter		Total		Person	
	Total	Hispanic	Total	Hispanic	Total	Hispanic	Total	Hispanic
White:	0	0	0	0	0	0		0
Black/African American:	0	0	0	0	0	0	0	0
Asian:	0	0	0	0	0	0	0	0
American Indian/Alaskan Native:	0	0	0	0	0	0	0	0
Native Hawaiian/Other Pacific Islander:	0	0	0	0	0	0	0	0
American Indian/Alaskan Native & White:	0	0	0	0	0	0	0	0
Asian White:	0	0	0	0	0	0	0	0
Black/African American & White:	0	0	0	0	0	0	0	0
American Indian/Alaskan Native & Black/African American:	0	0	0	0	0	0	0	0
Other multi-racial:	0	0	0	0	0	0	0	0
Asian/Pacific Islander:	0	0	0	0	0	0	0	0
Hispanic:	0	0	0	0	0	0	0	0
Total:	0	0	0	0	0	0	0	0
Female-headed Households:	0		0		0			
Income Category:								
	Owner	Renter	Total	Person				
Extremely Low	0	0	0	0				
Low Mod	0	0	0	0				
Moderate	0	0	0	0				

Non Low Moderate	0	0	0	0
Total	0	0	0	0
Percent Low/Mod				

Annual Accomplishments

Years	Accomplishment Narrative	# Benefitting
2016	2016 funding \$20,000. 6/26/17 reprog \$20,000 to idis#5864 (City contracted with Habitat for Humanity to do their Home rehab program), funding reduced to \$0. Project canceled.	

PGM Year:	2016				
Project:	0083 - 4.CO.13-16 - Code Enforcement Program				
IDIS Activity:	5917 - 4.CO.13-16 - Code Enforcement Program				
Status:	Open		Objective:	Create suitable living environments	
Location:	1515 6th St City LMA Coachella, CA 92236-1713		Outcome:	Sustainability	
			Matrix Code:	Code Enforcement (15)	National Objective: LMA

Initial Funding Date: 09/16/2016

Description:

The City of Coachella Code Enforcement Department will use CDBG funds to pay for cost associated with the inspection of code violations and the enforcement of building and safety codes in targeted low moderate-income neighborhoods in the City. The CDBG funded Code Enforcement activities are part of a comprehensive revitalization effort to address and mitigate blighting conditions. Eligible expenses will include salaries, benefits, and overhead associated with the code enforcement officers.

Financing

	Fund Type	Grant Year	Grant	Funded Amount	Drawn In Program Year	Drawn Thru Program Year
CDBG	EN	2016	B16UC060506	\$344,662.00	\$149,015.85	\$149,015.85
Total	Total			\$344,662.00	\$149,015.85	\$149,015.85

Proposed Accomplishments

People (General) : 40,005
Total Population in Service Area: 40,005
Census Tract Percent Low / Mod: 62.82

Annual Accomplishments

Years	Accomplishment Narrative	# Benefitting
2016	Funding \$344,662. This Project is 43% complete as of 7/27/17. The City of Coachella is in progress of carrying out Code Enforcement activities in neighborhoods that serve predominantly low-income individuals, for the purpose of creating a suitable living environment. The City used CDBG funds to pay for staff salaries (direct costs) to carry out proactive code enforcement activities in areas containing deterioration. By providing proactive inspections and education, these activities met the national objective of benefiting residents in low-mod income neighborhoods in the City. To-date, the City has completed a total of 161 inspection and code violation cases. Leverage funding was from the City's General fund.	

PGM Year:	2016
Project:	0093 - 4.DHS.23-16 - Park Improvement Project
IDIS Activity:	5918 - 4.DHS.23-16 - Park Improvement Project

Status:	Open	Objective:	Create suitable living environments
Location:	65950 Pierson Blvd Various city parks Desert Hot Springs, CA 92240-3044	Outcome:	Sustainability
		Matrix Code:	Parks, Recreational Facilities (03F)
		National Objective:	LMA

Initial Funding Date: 09/16/2016

Description:

CDBG funds will be used to complete park improvements at City-owned parks throughout the low- to moderate income community of Desert Hot Springs. CDBG funds will be used for design, equipment purchases, construction costs, staff salaries (direct costs), and other costs related to facility improvements.

Financing

	Fund Type	Grant Year	Grant	Funded Amount	Drawn In Program Year	Drawn Thru Program Year
CDBG	EN	2016	B16UC060506	\$208,934.00	\$145.32	\$145.32
Total	Total			\$208,934.00	\$145.32	\$145.32

Proposed Accomplishments

- Public Facilities : 1
- Total Population in Service Area: 37,495
- Census Tract Percent Low / Mod: 62.58

Annual Accomplishments

Years	Accomplishment Narrative	# Benefitting
2016	Funding \$204,934. 7/19/17 reprog \$4,000 from idis#5852 for ADC, funding increased to \$208,934. Project activities underway. Project is currently 0% complete. City is in the process of developing their Request for Proposals for architectural services for park improvements at the Mission Springs Park in the City of Desert Hot Springs. Once the RFP is drafted it will be submitted for County approval and advertised. The City anticipates completing the project within the 2017-2018 CDBG Program Year. There is no public benefit to report.	

PGM Year:	2016
Project:	0053 - 2.EV.12-16 - Eastvale Pedestrian Accessibility- Phase II
IDIS Activity:	5919 - 2.EV.12-16 - Eastvale Pedestrian Accessibility- Phase II

Status:	Open	Objective:	Create suitable living environments
Location:	12363 Limonite Ave Ste 910 Chandler St. and Selby Ave. Eastvale, CA 91752-3686	Outcome:	Availability/accessibility
		Matrix Code:	Sidewalks (03L)
		National Objective:	LMC

Initial Funding Date: 09/16/2016

Description:

The City of Eastvale will use CDBG funds to enhance pedestrian safety by installing new, and upgrading existing, pedestrian sidewalk ramps to meet ADA requirements in the Chandler Street and Selby Avenue area of the city.

Financing

	Fund Type	Grant Year	Grant	Funded Amount	Drawn In Program Year	Drawn Thru Program Year
CDBG	EN	Pre-2015		\$558.89	\$0.00	\$0.00
		2016	B16UC060506	\$135,413.00	\$383.25	\$383.25
Total	Total			\$135,971.89	\$383.25	\$383.25

Proposed Accomplishments

People (General) : 633

Actual Accomplishments

Number assisted:	Owner		Renter		Total		Person	
	Total	Hispanic	Total	Hispanic	Total	Hispanic	Total	Hispanic
White:	0	0	0	0	0	0		0
Black/African American:	0	0	0	0	0	0	0	0
Asian:	0	0	0	0	0	0	0	0
American Indian/Alaskan Native:	0	0	0	0	0	0	0	0
Native Hawaiian/Other Pacific Islander:	0	0	0	0	0	0	0	0
American Indian/Alaskan Native & White:	0	0	0	0	0	0	0	0
Asian White:	0	0	0	0	0	0	0	0
Black/African American & White:	0	0	0	0	0	0	0	0
American Indian/Alaskan Native & Black/African American:	0	0	0	0	0	0	0	0
Other multi-racial:	0	0	0	0	0	0	0	0
Asian/Pacific Islander:	0	0	0	0	0	0	0	0
Hispanic:	0	0	0	0	0	0	0	0
Total:	0	0	0	0	0	0	0	0
Female-headed Households:	0		0		0			

Income Category:

	Owner	Renter	Total	Person
Extremely Low	0	0	0	0
Low Mod	0	0	0	0
Moderate	0	0	0	0
Non Low Moderate	0	0	0	0
Total	0	0	0	0
Percent Low/Mod				

Annual Accomplishments

Years	Accomplishment Narrative	# Benefitting
-------	--------------------------	---------------

2016 Funding \$111,146. 6/20/17 reprog \$5,000 from idis#5852 for ADC, funding increased to \$116,146. 7/17/17 reprog \$19,267 from idis#5920, funding increased to \$135,413. Year-end cleanup, reprog \$558.89 from idis#5354, funding increased to \$135,971.89. Project Underway: The City of Eastvale's Pedestrian Accessibility Improvements Phase II is currently in the design and engineering phase. The City hopes to have bid specifications and bid documents ready for review by fall of 2017 with the project ready to go out to bid by the end of the year 2017. 0% of the project is complete at this time. CDBG funds will be used to enhance pedestrian safety by installing new, and upgrading existing, pedestrian sidewalk improvements to meet ADA requirements in the Chandler street and Selby Avenue area of the City.

PGM Year:	2016		
Project:	0054 - 2.EV.13-16 - Youth Recreation Scholarship Program		
IDIS Activity:	5920 - 2.EV.13-16 - Youth Recreation Scholarship Program		

Status:	Canceled 6/30/2017 12:00:00 AM	Objective:	Create suitable living environments	
Location:	12363 Limonite Ave Ste 910 Eastvale, CA 91752-3686	Outcome:	Affordability	
		Matrix Code:	Youth Services (05D)	National Objective: LMC

Initial Funding Date: 09/16/2016

Description:

The Eastvale Community Foundation provides financial "scholarships" to low-income youth so they can participate in recreational programs offered in the City of Eastvale. CDBG funds will be used to cover the costs of "scholarships" for eligible youth.

Financing

No data returned for this view. This might be because the applied filter excludes all data.

Proposed Accomplishments

People (General) : 180

Actual Accomplishments

Number assisted:	Owner		Renter		Total		Person	
	Total	Hispanic	Total	Hispanic	Total	Hispanic	Total	Hispanic
White:	0	0	0	0	0	0		0
Black/African American:	0	0	0	0	0	0	0	0
Asian:	0	0	0	0	0	0	0	0
American Indian/Alaskan Native:	0	0	0	0	0	0	0	0
Native Hawaiian/Other Pacific Islander:	0	0	0	0	0	0	0	0
American Indian/Alaskan Native & White:	0	0	0	0	0	0	0	0
Asian White:	0	0	0	0	0	0	0	0
Black/African American & White:	0	0	0	0	0	0	0	0
American Indian/Alaskan Native & Black/African American:	0	0	0	0	0	0	0	0
Other multi-racial:	0	0	0	0	0	0	0	0

Asian/Pacific Islander:	0	0	0	0	0	0	0	0
Hispanic:	0	0	0	0	0	0	0	0
Total:	0	0	0	0	0	0	0	0

Female-headed Households:	0	0	0
---------------------------	---	---	---

Income Category:

	Owner	Renter	Total	Person
Extremely Low	0	0	0	0
Low Mod	0	0	0	0
Moderate	0	0	0	0
Non Low Moderate	0	0	0	0
Total	0	0	0	0
Percent Low/Mod				

Annual Accomplishments

Years	Accomplishment Narrative	# Benefitting
2016	Funding \$19,267. Year-end cleanup, City unable to follow-thru due to this program being canceled. 7/17/17 reprog \$19,267 to idis#5919, funding reduced to \$0.	

PGM Year:	2016
Project:	0084 - 4.IW.11-16 - Resident Mobility Project
IDIS Activity:	5921 - 4.IW.11-16 - Resident Mobility Project

Status:	Completed 6/30/2017 12:00:00 AM	Objective:	Provide decent affordable housing
Location:	74800 Village Center Dr 7800 Betty Barker Way Indian Wells, CA 92210-7209	Outcome:	Affordability
		Matrix Code:	Rehab; Other Publicly-Owned Residential Buildings (14D)
		National Objective:	LMH

Initial Funding Date: 09/16/2016

Description:

The City of Indian Wells will utilize CDBG funds to construct ADA Improvements at city-owned properties and facilities. CDBG funds will be used for design, construction, materials, staff salaries (direct cost), and other direct project expenses.

Financing

	Fund Type	Grant Year	Grant	Funded Amount	Drawn In Program Year	Drawn Thru Program Year
CDBG	EN	Pre-2015		\$4,640.90	\$0.00	\$0.00
		2014	B14UC060506		\$4,640.90	\$4,640.90
		2015	B15UC060506	\$16,499.00	\$16,499.00	\$16,499.00
		2016	B16UC060506	\$14,490.57	\$14,490.57	\$14,490.57
Total	Total			\$35,630.47	\$35,630.47	\$35,630.47

Proposed Accomplishments

Housing Units : 215

Actual Accomplishments*Number assisted:*

	Owner		Renter		Total		Person	
	Total	Hispanic	Total	Hispanic	Total	Hispanic	Total	Hispanic
White:	0	0	159	29	159	29	0	0
Black/African American:	0	0	13	1	13	1	0	0
Asian:	0	0	11	0	11	0	0	0
American Indian/Alaskan Native:	0	0	1	0	1	0	0	0
Native Hawaiian/Other Pacific Islander:	0	0	4	0	4	0	0	0
American Indian/Alaskan Native & White:	0	0	2	0	2	0	0	0
Asian White:	0	0	0	0	0	0	0	0
Black/African American & White:	0	0	0	0	0	0	0	0
American Indian/Alaskan Native & Black/African American:	0	0	0	0	0	0	0	0
Other multi-racial:	0	0	25	0	25	0	0	0
Asian/Pacific Islander:	0	0	0	0	0	0	0	0
Hispanic:	0	0	0	0	0	0	0	0
Total:	0	0	215	30	215	30	0	0

Female-headed Households:

0 145 145

Income Category:

	Owner	Renter	Total	Person
Extremely Low	0	0	0	0
Low Mod	0	110	110	0
Moderate	0	60	60	0
Non Low Moderate	0	45	45	0
Total	0	215	215	0
Percent Low/Mod		79.1%	79.1%	

Annual Accomplishments

Years	Accomplishment Narrative	# Benefitting
2016	Funding \$13,973. 12/13/16 reprog \$2,000 from idis#5852 for ADC, funding increased to \$15,973. 1/30/17 reprog \$19,139.90 from idis#5752, funding increased to \$35,112.90. 6/5/17 reprog \$1,000 from unencumbered EN for ADC, funding increased to \$36,112.90. Year-end cleanup reprog unused ADC funding \$482.43 to idis#5886, funding reduced to \$35,630.47. Project Complete. The City completed demolition and reconstruction of sidewalks within the Indian Wells Villas and Mountain View Villas senior communities, which serve predominantly low income individuals. These improvements were completed with the goal of creating a suitable living environment for the low-income seniors who reside at these properties. The City used CDBG funds to pay for costs associated with the construction services. By providing improved accessibility, these improvements met the national objective of benefiting approximately 215 residents in the low- to moderate-income City-owned housing community. Leverage funding in the amount of \$15,459 was from the City General fund.	

PGM Year: 2016**Project:** 0055 - 2.JV.03-16 - Citywide ADA Curb and Sidewalk Upgrades, Phase II**IDIS Activity:** 5922 - 2.JV.03-16 - Citywide ADA Curb and Sidewalk Upgrades, Phase II

Status:	Open	Objective:	Create suitable living environments
Location:	8930 Limonite Ave Various locations Jurupa Valley, CA 92509-5019	Outcome:	Availability/accessibility
		Matrix Code:	Sidewalks (03L)
		National Objective:	LMC

Initial Funding Date: 09/16/2016

Description:
The City of Jurupa Valley will use CDBG funds to construct and install ADA accessible curb and sidewalk improvements in low-income areas throughout the city.

Financing						
	Fund Type	Grant Year	Grant	Funded Amount	Drawn In Program Year	Drawn Thru Program Year
CDBG	EN	2015	B15UC060506	\$1,596.94	\$1,596.94	\$1,596.94
		2016	B16UC060506	\$114,185.06	\$355.65	\$355.65
Total	Total			\$115,782.00	\$1,952.59	\$1,952.59

Proposed Accomplishments
People (General) : 14,501

Actual Accomplishments

Number assisted:	Owner		Renter		Total		Person	
	Total	Hispanic	Total	Hispanic	Total	Hispanic	Total	Hispanic
White:	0	0	0	0	0	0		0
Black/African American:	0	0	0	0	0	0	0	0
Asian:	0	0	0	0	0	0	0	0
American Indian/Alaskan Native:	0	0	0	0	0	0	0	0
Native Hawaiian/Other Pacific Islander:	0	0	0	0	0	0	0	0
American Indian/Alaskan Native & White:	0	0	0	0	0	0	0	0
Asian White:	0	0	0	0	0	0	0	0
Black/African American & White:	0	0	0	0	0	0	0	0
American Indian/Alaskan Native & Black/African American:	0	0	0	0	0	0	0	0
Other multi-racial:	0	0	0	0	0	0	0	0
Asian/Pacific Islander:	0	0	0	0	0	0	0	0
Hispanic:	0	0	0	0	0	0	0	0
Total:	0	0	0	0	0	0	0	0
Female-headed Households:	0		0		0			

Income Category:

	Owner	Renter	Total	Person
Extremely Low	0	0	0	0
Low Mod	0	0	0	0

Moderate	0	0	0	0
Non Low Moderate	0	0	0	0
Total	0	0	0	0
Percent Low/Mod				

Annual Accomplishments

Years	Accomplishment Narrative	# Benefitting
2016	Funding \$111,782. 2/9/17 reprog \$3,596.94 from idis#5753(ADC) and \$403.06 from idis#5852 for ADC. Funding increased to \$115,782. Project Underway: The City of Jurupa Valley has completed the design and engineering portion of the project, the bid specifications and bid documents were reviewed and approved and the project has opened and closed bids on the project. Pre-construction meeting was scheduled for July 10th with construction to begin on July 24th. Project is 0% complete at this time. The City will use CDBG funds to construct and install ADA accessible curb and sidewalk improvements in low-income areas throughout the City.	

PGM Year:	2016
Project:	0085 - 4.LQ.26-16 - City of La Quinta ADA Improvements
IDIS Activity:	5923 - 4.LQ.26-16 - City of La Quinta ADA Improvements

Status:	Completed 6/30/2017 12:00:00 AM	Objective:	Create suitable living environments
Location:	78495 Calle Tampico Various City Parks La Quinta, CA 92253-2839	Outcome:	Availability/accessibility
		Matrix Code:	Public Facilities and Improvement (General) (03)
		National Objective:	LMC

Initial Funding Date: 09/16/2016

Description:

The City of La Quinta will use CDBG funds to pay for costs associated with the construction of ADA improvements at City public parks, ADA parking stalls, intersection curb improvements, sidewalks, handrails, and installation of truncated domes-all prioritized improvements recommended in the City's ADA Transition Plan report. CDBG funds will be used for design, construction, equipment, materials and supplies, and inspection testing costs.

Financing

	Fund Type	Grant Year	Grant	Funded Amount	Drawn In Program Year	Drawn Thru Program Year
CDBG	EN	2016	B16UC060506	\$109,375.45	\$109,375.45	\$109,375.45
Total	Total			\$109,375.45	\$109,375.45	\$109,375.45

Proposed Accomplishments

People (General) : 3,615

Actual Accomplishments

Number assisted:

	Owner		Renter		Total		Person	
	Total	Hispanic	Total	Hispanic	Total	Hispanic	Total	Hispanic
White:	0	0	0	0	0	0	3,124	1,387
Black/African American:	0	0	0	0	0	0	38	0
Asian:	0	0	0	0	0	0	38	0
American Indian/Alaskan Native:	0	0	0	0	0	0	0	0
Native Hawaiian/Other Pacific Islander:	0	0	0	0	0	0	0	0

American Indian/Alaskan Native & White:	0	0	0	0	0	0	0	0
Asian White:	0	0	0	0	0	0	0	0
Black/African American & White:	0	0	0	0	0	0	0	0
American Indian/Alaskan Native & Black/African American:	0	0	0	0	0	0	9	0
Other multi-racial:	0	0	0	0	0	0	502	0
Asian/Pacific Islander:	0	0	0	0	0	0	0	0
Hispanic:	0	0	0	0	0	0	0	0
Total:	0	0	0	0	0	0	3,711	1,387

Female-headed Households:	0	0	0
---------------------------	---	---	---

Income Category:

	Owner	Renter	Total	Person
Extremely Low	0	0	0	0
Low Mod	0	0	0	3,711
Moderate	0	0	0	0
Non Low Moderate	0	0	0	0
Total	0	0	0	3,711
Percent Low/Mod				100.0%

Annual Accomplishments

Years	Accomplishment Narrative	# Benefitting
2016	Funding \$105,634. 1/9/17 reprog \$3,000 from idis#5852 for ADC, funding increased to \$108,634. 4/4/17 reprog \$1,761 from idis#5924, funding increased to \$110,395. 7/19/17 year-end cleanup, reprog remaining ADC \$1019.55 (\$1,000 idis#5625, \$19.55 idis#5911), funding reduced to \$109,375.45. Project Complete on 6/30/17. The City completed the construction ADA improvements at City Hall, which will benefit predominantly presumed low income individuals, for the purpose of accessibility and creating a suitable living environment. The City used CDBG funds to pay for costs associated with public notice advertisements, bid set copies, CEQA permitting, and construction services. By providing improved accessibility to these public facilities, these improvements met the national objective of benefiting approximately 3,615 low- to moderate-income residents (based on 2010 Census Disabled Population data) in the community of La Quinta. Leverage funding was from the City General fund.	

PGM Year:	2016
Project:	0086 - 4.LQ.27-16 - Boys and Girls Club- Coachella Valley
IDIS Activity:	5924 - 4.LQ.27-16 - Boys and Girls Club- Coachella Valley

Status:	Completed 6/30/2017 12:00:00 AM	Objective:	Create suitable living environments
Location:	78495 Calle Tampico 49995 Moon River Drive La Quinta, CA 92253-2839	Outcome:	Affordability
		Matrix Code:	Public Services (General) (05)
		National Objective:	LMC

Initial Funding Date: 09/16/2016

Description:

The Boys and Girls Club will use CDBG funds to provide membership "scholarships" to youth from low-income families. These scholarships will allow eligible individuals to participate in after-school programs including concerts, recreation, and arts and crafts activities.

Financing

	Fund Type	Grant Year	Grant	Funded Amount	Drawn In Program Year	Drawn Thru Program Year
CDBG	EN	2016	B16UC060506	\$18,360.00	\$18,360.00	\$18,360.00
Total	Total			\$18,360.00	\$18,360.00	\$18,360.00

Proposed Accomplishments

People (General) : 79

Actual Accomplishments

Number assisted:	Owner		Renter		Total		Person	
	Total	Hispanic	Total	Hispanic	Total	Hispanic	Total	Hispanic
White:	0	0	0	0	0	0	19	7
Black/African American:	0	0	0	0	0	0	8	5
Asian:	0	0	0	0	0	0	0	0
American Indian/Alaskan Native:	0	0	0	0	0	0	0	0
Native Hawaiian/Other Pacific Islander:	0	0	0	0	0	0	1	0
American Indian/Alaskan Native & White:	0	0	0	0	0	0	0	0
Asian White:	0	0	0	0	0	0	0	0
Black/African American & White:	0	0	0	0	0	0	0	0
American Indian/Alaskan Native & Black/African American:	0	0	0	0	0	0	0	0
Other multi-racial:	0	0	0	0	0	0	44	0
Asian/Pacific Islander:	0	0	0	0	0	0	0	0
Hispanic:	0	0	0	0	0	0	0	0
Total:	0	0	0	0	0	0	72	12
Female-headed Households:	0		0		0			
Income Category:								
	Owner	Renter	Total	Person				
Extremely Low	0	0	0	32				
Low Mod	0	0	0	23				
Moderate	0	0	0	17				
Non Low Moderate	0	0	0	0				
Total	0	0	0	72				
Percent Low/Mod	100.0%							

Annual Accomplishments

Years	Accomplishment Narrative	# Benefitting
-------	--------------------------	---------------

2016 Funding \$20,121. 4/4/17 reprog \$1,761 to idis#5923, funding reduced to \$18,360. Project complete. Boys and Girls Club scholarships were provided to 72 children from low income families. These children were provided the opportunity to access after-school services, such as homework assistance, recreation, and arts and crafts for the purpose of creating a suitable living environment. CDBG funds were used to provide a \$255 annual scholarship per child. Leveraged funding was from the reduced program fees and Boys and Girls Club Coachella Valley General Fund.

PGM Year: 2016
Project: 0045 - 1.LE.51-16 - Rehabilitation of Sheriff Station to Community Center
IDIS Activity: 5925 - 1.LE.51-16 - Rehabilitation of Sheriff Station to Community Center

Status: Open **Objective:** Create suitable living environments
Location: 117 S Langstaff St Lake Elsinore, CA 92530-3719 **Outcome:** Availability/accessibility
Matrix Code: Neighborhood Facilities (03E) **National Objective:** LMA

Initial Funding Date: 09/16/2016

Description:

The City of Lake Elsinore will convert a former Sheriff station into a Neighborhood center to be used by local community residents. The project will include rehabilitation of an existing structure that is currently not in use. CDBG fund will be used for design, construction costs and project management.

Financing

	Fund Type	Grant Year	Grant	Funded Amount	Drawn In Program Year	Drawn Thru Program Year
CDBG	EN	Pre-2015		\$10,047.92	\$0.00	\$0.00
		2015	B15UC060506	\$169,692.83	\$0.00	\$0.00
		2016	B16UC060506	\$302,602.81	\$18,717.47	\$18,717.47
	LA	2003	B03UC060506	\$894.53	\$894.53	\$894.53
	PI			\$2,367.85	\$2,367.85	\$2,367.85
Total	Total			\$485,605.94	\$21,979.85	\$21,979.85

Proposed Accomplishments

Public Facilities : 1
Total Population in Service Area: 6,160
Census Tract Percent Low / Mod: 63.47

Annual Accomplishments

Years	Accomplishment Narrative	# Benefitting
-------	--------------------------	---------------

2016 Funding \$286,203. Project Underway. The City of Lake Elsinore plans to convert the closed Sheriff Station into a Neighborhood Center for the purpose of creating a suitable living environment that serve the low income neighborhoods. The City used CDBG funds to pay the cost of cultural resources required by SHPO for the purpose of accessibility approval of the facility to convert to a neighborhood center. A request for Release of Funds projected in August 2017 to be issued. Project will begin the design stage in September 2017 and construction bidding by December 2017. Leverage funding is general funding for direct staff cost. 9/19/16 reprog \$19,154 from idis# 5755, funding increased to \$305,357. 10/5/16 reprog \$4,000 from idis#5853 for ADC, funding increased to \$309,357. 10/6/16 increase PI/decrease EN \$788.62, funding remains the same at \$309,357. 12/14/16 (Torres-Martinez canceled project) increase \$894.53 from LA unencumbered/decrease \$894.53 EN to unencumbered, funding remains the same at \$309,357. 12/19/16 reprog \$10,000, from idis#5852 for ADC, funding increased to \$319,357. 1/14/17 reprog \$4,000 from idis#5852 for ADC, funding increased to \$323,357. 5/16/17 reprog \$662.19 from idis#5928, funding increased to \$324,019.19. 5/17/17 reprog \$151,586.75 from idis#5754, funding increased to \$475,605.94. 6/20/17 reprog \$5,000 from idis#5852 for ADC, funding increased to \$480,605.94.

2017 8/10/17 reprog \$5000 from idis#5852 for ADC, funding increased to \$485,605.94.

PGM Year:	2016				
Project:	0041 - 1.LE.52-16 - Code Enforcement				
IDIS Activity:	5926 - 1.LE.52-16 - Code Enforcement				
Status:	Completed 3/1/2017 12:00:00 AM		Objective:	Create suitable living environments	
Location:	130 S Main St Various LMAs Lake Elsinore, CA 92530-4109		Outcome:	Sustainability	
			Matrix Code:	Code Enforcement (15)	National Objective: LMA

Initial Funding Date: 09/19/2016

Description:

CDBG funds will be used by the City to conduct enhanced code enforcement activities in Lake Elsinore. The purpose of code enforcement is to enhance public safety and the quality of life, through fair enforcement of laws and codes, in partnership with communities, as well as, private and publically-funded improvements, rehabilitation, and other services. The CDBG funded code enforcement will target dangerous and substandard structures, zoning violations, and other health and safety issues. Eligible costs include the salaries, overhead, and related expenses of code enforcement officers.

Financing						
	Fund Type	Grant Year	Grant	Funded Amount	Drawn In Program Year	Drawn Thru Program Year
CDBG	EN	2016	B16UC060506	\$50,000.00	\$50,000.00	\$50,000.00
Total	Total			\$50,000.00	\$50,000.00	\$50,000.00

Proposed Accomplishments

People (General) : 24,195

Total Population in Service Area: 24,195

Census Tract Percent Low / Mod: 57.51

Annual Accomplishments		
Years	Accomplishment Narrative	# Benefitting

2016 Funding \$50,000. Project Complete 1/30/17. The City of Lake Elsinore was able to address code violations for the purpose of creating a suitable living environment. The City used CDBG funds to pay the cost of Code Enforcement Officers associated with investigating 427 violations and field inspections cases. Violations identified included, foreclosed homes, inoperable vehicles, substandard structures, excessive weeds on private property, graffiti, parking on lawns, and vehicles blocking sidewalks. 367 code cases were closed and 60 remain open for further investigation and compliance confirmation. A national objective was met by benefiting 24,195 low-to moderate income residents in the City of Lake Elsinore. The City of Lake Elsinore constructed sidewalks and street improvements in these low income areas. Leverage funding was received from Waste Management Inc., and State of California BAR Program-Vehicle Retirement.

PGM Year:	2016
Project:	0040 - 1.LE.53-16 - Boys and Girls Clubs of Southwest County
IDIS Activity:	5927 - 1.LE.53-16 - Boys and Girls Clubs of Southwest County

Status:	Completed 6/29/2017 12:00:00 AM	Objective:	Create suitable living environments
Location:	3711 Nichols Rd 40550 Calif Oaks Rd., Murrieta, CA 92562 Lake Elsinore, CA 92530-1616	Outcome:	Affordability
		Matrix Code:	Child Care Services (05L)
		National Objective:	LMC

Initial Funding Date: 09/19/2016

Description:

The Boys and Girls Club of Southwest County will provide two after-school programs at Alberhill and California Oaks Sports Park to provide transportation to and from school and academic and recreation enrichment programs. CDBG funds will used for "scholarships" for low-income clients.

Financing

	Fund Type	Grant Year	Grant	Funded Amount	Drawn In Program Year	Drawn Thru Program Year
CDBG	EN	2016	B16UC060506	\$10,000.00	\$10,000.00	\$10,000.00
Total	Total			\$10,000.00	\$10,000.00	\$10,000.00

Proposed Accomplishments

People (General) : 100

Actual Accomplishments

Number assisted:	Owner		Renter		Total		Person	
	Total	Hispanic	Total	Hispanic	Total	Hispanic	Total	Hispanic
White:	0	0	0	0	0	0	16	4
Black/African American:	0	0	0	0	0	0	3	0
Asian:	0	0	0	0	0	0	1	0
American Indian/Alaskan Native:	0	0	0	0	0	0	0	0
Native Hawaiian/Other Pacific Islander:	0	0	0	0	0	0	0	0
American Indian/Alaskan Native & White:	0	0	0	0	0	0	3	2
Asian White:	0	0	0	0	0	0	1	0
Black/African American & White:	0	0	0	0	0	0	4	0
American Indian/Alaskan Native & Black/African American:	0	0	0	0	0	0	2	0
Other multi-racial:	0	0	0	0	0	0	5	0

Asian/Pacific Islander:	0	0	0	0	0	0	0	0
Hispanic:	0	0	0	0	0	0	0	0
Total:	0	0	0	0	0	0	35	6

Female-headed Households:	0	0	0
---------------------------	---	---	---

Income Category:

	Owner	Renter	Total	Person
Extremely Low	0	0	0	11
Low Mod	0	0	0	9
Moderate	0	0	0	15
Non Low Moderate	0	0	0	0
Total	0	0	0	35
Percent Low/Mod	100.0%			

Annual Accomplishments

Years	Accomplishment Narrative	# Benefitting
2016	Funding \$10,000. Project Complete 4/24/17. The Boys and Girls Club of Southwest County provided recreation services to 35 children in the before and after school program located at the Alberhill Ranch Clubhouse for the purpose of providing a suitable living environment. Services included transportation to and from facility, tutoring service, computer skills, and art. Matching funding was leveraged from participation fees. Additional services and implementation of a new activities, and additional funding assistance was provided caused less clients to be served with CDBG funding.	

PGM Year:	2016
Project:	0046 - 1.LE.54-16 - Vista Community Clinic
IDIS Activity:	5928 - 1.LE.54-16 - Vista Community Clinic

Status:	Completed 6/27/2017 12:00:00 AM	Objective:	Create suitable living environments
Location:	30195 Fraser Dr Lake Elsinore, CA 92530-7006	Outcome:	Availability/accessibility
		Matrix Code:	Health Services (05M)
		National Objective:	LMC

Initial Funding Date: 09/19/2016

Description:

Vista Community Clinic health center provides medical care and assistance with obtaining health insurance to low-income residents of Lake Elsinore. CDBG funds will be used for the salary of an Outreach and Enrollment Specialist (direct cost).

Financing

	Fund Type	Grant Year	Grant	Funded Amount	Drawn In Program Year	Drawn Thru Program Year
CDBG	EN	2016	B16UC060506	\$11,837.81	\$11,837.81	\$11,837.81
Total	Total			\$11,837.81	\$11,837.81	\$11,837.81

Proposed Accomplishments

People (General) : 100

Actual Accomplishments

Number assisted:	Owner		Renter		Total		Person	
	Total	Hispanic	Total	Hispanic	Total	Hispanic	Total	Hispanic
White:	0	0	0	0	0	0	97	82
Black/African American:	0	0	0	0	0	0	0	0
Asian:	0	0	0	0	0	0	0	0
American Indian/Alaskan Native:	0	0	0	0	0	0	0	0
Native Hawaiian/Other Pacific Islander:	0	0	0	0	0	0	0	0
American Indian/Alaskan Native & White:	0	0	0	0	0	0	0	0
Asian White:	0	0	0	0	0	0	0	0
Black/African American & White:	0	0	0	0	0	0	0	0
American Indian/Alaskan Native & Black/African American:	0	0	0	0	0	0	0	0
Other multi-racial:	0	0	0	0	0	0	0	0
Asian/Pacific Islander:	0	0	0	0	0	0	0	0
Hispanic:	0	0	0	0	0	0	0	0
Total:	0	0	0	0	0	0	97	82
Female-headed Households:	0		0		0			

Income Category:

	Owner	Renter	Total	Person
Extremely Low	0	0	0	52
Low Mod	0	0	0	20
Moderate	0	0	0	17
Non Low Moderate	0	0	0	8
Total	0	0	0	97
Percent Low/Mod				91.8%

Annual Accomplishments

Years	Accomplishment Narrative	# Benefitting
2016	Funding \$12,500. 5/16/17 reprog \$662.19 to idis#5925, funding reduced to \$11,837.81. Project Complete 5/25/17. Vista Community Clinic Health Center provided 97 clients with medical care and obtaining health insurance for the purpose of providing a suitable living environment to low-income residents of Lake Elsinore. VCC utilized CDBG funding for the cost of an Outreach and Enrollment Specialist to provide accessibility of services needed for low income clients. The leverage received for this project was from private funds.	

PGM Year: 2016
Project: 0042 - 1.LE.55-16 - CDBG Administrative Cost - EDA
IDIS Activity: 5929 - 1.LE.55-16 - CDBG Administrative Cost - EDA

Status: Open

Objective:

Location: ,

Outcome:

Initial Funding Date: 09/19/2016

Description:

The City of Lake Elsinore will allocate funds to the County to provide program management, coordination, monitoring, and evaluation of the City's CDBG Program.

Financing

	Fund Type	Grant Year	Grant	Funded Amount	Drawn In Program Year	Drawn Thru Program Year
CDBG	EN	2016	B16UC060506	\$54,520.00	\$882.71	\$882.71
Total	Total			\$54,520.00	\$882.71	\$882.71

Proposed Accomplishments

Actual Accomplishments

<i>Number assisted:</i>	Owner		Renter		Total		Person	
	Total	Hispanic	Total	Hispanic	Total	Hispanic	Total	Hispanic
White:					0	0		
Black/African American:					0	0		
Asian:					0	0		
American Indian/Alaskan Native:					0	0		
Native Hawaiian/Other Pacific Islander:					0	0		
American Indian/Alaskan Native & White:					0	0		
Asian White:					0	0		
Black/African American & White:					0	0		
American Indian/Alaskan Native & Black/African American:					0	0		
Other multi-racial:					0	0		
Asian/Pacific Islander:					0	0		
Hispanic:					0	0		
Total:	0	0	0	0	0	0	0	0
Female-headed Households:					0			

Income Category:

	Owner	Renter	Total	Person
Extremely Low			0	
Low Mod			0	
Moderate			0	
Non Low Moderate			0	
Total	0	0	0	0
Percent Low/Mod				

Annual Accomplishments

No data returned for this view. This might be because the applied filter excludes all data.

PGM Year:	2016				
Project:	0067 - 3.MR.39-16 - Pedestrian Safety Enhancement Project 2016-2017				
IDIS Activity:	5930 - 3.MR.39-16 - Pedestrian Safety Enhancement Project 2016-2017				
Status:	Open		Objective:	Create suitable living environments	
Location:	1 Town Sq Various locations Murrieta, CA 92562-7922		Outcome:	Availability/accessibility	
			Matrix Code:	Sidewalks (03L)	National Objective: LMC

Initial Funding Date: 09/19/2016

Description:

CDBG funds will be used to enhance pedestrian safety by installing and upgrading existing sidewalks to meet ADA accessibility requirements throughout the city. The project will include the installation or upgrade of 36 ADA improvements. Eligible costs will include design, construction, and project management.

Financing

	Fund Type	Grant Year	Grant	Funded Amount	Drawn In Program Year	Drawn Thru Program Year
CDBG	EN	2016	B16UC060506	\$234,483.00	\$971.70	\$971.70
Total	Total			\$234,483.00	\$971.70	\$971.70

Proposed Accomplishments

People (General) : 5,856

Actual Accomplishments

Number assisted:

	Owner		Renter		Total		Person	
	Total	Hispanic	Total	Hispanic	Total	Hispanic	Total	Hispanic
White:	0	0	0	0	0	0		0
Black/African American:	0	0	0	0	0	0	0	0
Asian:	0	0	0	0	0	0	0	0
American Indian/Alaskan Native:	0	0	0	0	0	0	0	0
Native Hawaiian/Other Pacific Islander:	0	0	0	0	0	0	0	0
American Indian/Alaskan Native & White:	0	0	0	0	0	0	0	0
Asian White:	0	0	0	0	0	0	0	0
Black/African American & White:	0	0	0	0	0	0	0	0
American Indian/Alaskan Native & Black/African American:	0	0	0	0	0	0	0	0
Other multi-racial:	0	0	0	0	0	0	0	0
Asian/Pacific Islander:	0	0	0	0	0	0	0	0
Hispanic:	0	0	0	0	0	0	0	0

Total:	0	0	0	0	0	0	0
---------------	----------	----------	----------	----------	----------	----------	----------

Female-headed Households:	0	0	0
---------------------------	---	---	---

Income Category:

	Owner	Renter	Total	Person
Extremely Low	0	0	0	0
Low Mod	0	0	0	0
Moderate	0	0	0	0
Non Low Moderate	0	0	0	0
Total	0	0	0	0
Percent Low/Mod				

Annual Accomplishments

Years	Accomplishment Narrative	# Benefitting
2016	Funding \$230,483. 6/20/17 reprog \$4,000 from idis#5852 for ADC, funding increased to \$234,483. Project Underway. The City of Murrieta has completed the design and engineering portion of the project. Bid document and specifications were reviewed and the City was given authorization to go out to bid for the project. The City opened bids on June 1, 2017 with the pre-construction meeting held on 7/17/17. The City would like to begin the project on July 31, 2017 with completion to be fall of 2017. The City will be using CDBG funds to install new and upgrading existing pedestrian facility ramps to meet ADA requirements throughout the City for the purpose of creating a suitable living environment. Zero percent of the project is complete at this time.	

PGM Year:	2016				
Project:	0057 - 2.NR.40-16 - Ingalls Park ADA Restroom Project Phase II				
IDIS Activity:	5931 - 2.NR.40-16 - Ingalls Park ADA Restroom Project Phase II				
Status:	Open	Objective:	Create suitable living environments		
Location:	3737 Crestview Dr Norco, CA 92860-1772		Outcome:	Availability/accessibility	
		Matrix Code:	Parks, Recreational Facilities (03F)	National Objective:	LMC

Initial Funding Date: 09/19/2016

Description:

CDBG funds will be used to purchase and install an additional pre-fabricated, fully-equipped, ADA-accessible restroom at Ingalls Park in the City of Norco to improve access for persons with disabilities.

Financing

	Fund Type	Grant Year	Grant	Funded Amount	Drawn In Program Year	Drawn Thru Program Year
CDBG	EN	2016	B16UC060506	\$70,507.18	\$660.98	\$660.98
Total	Total			\$70,507.18	\$660.98	\$660.98

Proposed Accomplishments

Public Facilities : 1

Actual Accomplishments

Number assisted:

	Owner		Renter		Total		Person	
	Total	Hispanic	Total	Hispanic	Total	Hispanic	Total	Hispanic
White:	0	0	0	0	0	0		0
Black/African American:	0	0	0	0	0	0	0	0
Asian:	0	0	0	0	0	0	0	0
American Indian/Alaskan Native:	0	0	0	0	0	0	0	0
Native Hawaiian/Other Pacific Islander:	0	0	0	0	0	0	0	0
American Indian/Alaskan Native & White:	0	0	0	0	0	0	0	0
Asian White:	0	0	0	0	0	0	0	0
Black/African American & White:	0	0	0	0	0	0	0	0
American Indian/Alaskan Native & Black/African American:	0	0	0	0	0	0	0	0
Other multi-racial:	0	0	0	0	0	0	0	0
Asian/Pacific Islander:	0	0	0	0	0	0	0	0
Hispanic:	0	0	0	0	0	0	0	0
Total:	0	0	0	0	0	0	0	0
Female-headed Households:	0		0		0			

Income Category:

	Owner	Renter	Total	Person
Extremely Low	0	0	0	0
Low Mod	0	0	0	0
Moderate	0	0	0	0
Non Low Moderate	0	0	0	0
Total	0	0	0	0
Percent Low/Mod				

Annual Accomplishments

Years	Accomplishment Narrative	# Benefitting
2016	Funding \$66,510. 2/23/17 reprog \$3,000 from idis#5876 for ADC, funding increased to \$69,510. Year-end cleanup reprog unused funding \$997.18 from idis#5931, funding increased to \$70,507.18. Project Underway. The City of Norco has completed the design and engineering portion of the project with the bid document and specifications reviewed and approved. The City will be going out to bid by the end of August 2017 with construction to begin fall of 2017 and completion of the project to be early 2018. 0% of the project is complete at this time. CDBG funds will be used to complete ADA restroom improvements at the City's Ingalls Park.	

PGM Year:	2016
Project:	0056 - 2.NR.41-16 - Senior Recreation and Community Services
IDIS Activity:	5932 - 2.NR.41-16 - Senior Recreation and Community Services

Status:	Completed 6/30/2017 12:00:00 AM	Objective:	Create suitable living environments
Location:	2690 Clark Ave Norco, CA 92860-1901	Outcome:	Availability/accessibility

Initial Funding Date: 09/19/2016

Description:

The City will provide various health, recreational, educational, and social programs to seniors in the city of Norco. CDBG funds will be used to pay for staff salaries (direct cost).

Financing

	Fund Type	Grant Year	Grant	Funded Amount	Drawn In Program Year	Drawn Thru Program Year
CDBG	EN	2016	B16UC060506	\$11,671.82	\$11,671.82	\$11,671.82
Total	Total			\$11,671.82	\$11,671.82	\$11,671.82

Proposed Accomplishments

People (General) : 400

Actual Accomplishments

Number assisted:

	Owner		Renter		Total		Person	
	Total	Hispanic	Total	Hispanic	Total	Hispanic	Total	Hispanic
White:	0	0	0	0	0	0	847	272
Black/African American:	0	0	0	0	0	0	292	0
Asian:	0	0	0	0	0	0	0	0
American Indian/Alaskan Native:	0	0	0	0	0	0	0	0
Native Hawaiian/Other Pacific Islander:	0	0	0	0	0	0	0	0
American Indian/Alaskan Native & White:	0	0	0	0	0	0	0	0
Asian White:	0	0	0	0	0	0	0	0
Black/African American & White:	0	0	0	0	0	0	0	0
American Indian/Alaskan Native & Black/African American:	0	0	0	0	0	0	0	0
Other multi-racial:	0	0	0	0	0	0	0	0
Asian/Pacific Islander:	0	0	0	0	0	0	0	0
Hispanic:	0	0	0	0	0	0	0	0
Total:	0	0	0	0	0	0	1,139	272

Female-headed Households: 0 0 0

Income Category:

	Owner	Renter	Total	Person
Extremely Low	0	0	0	0
Low Mod	0	0	0	1,139
Moderate	0	0	0	0
Non Low Moderate	0	0	0	0
Total	0	0	0	1,139
Percent Low/Mod				100.0%

Annual Accomplishments

Years	Accomplishment Narrative	# Benefitting
2016	Funding \$12,669. Project Complete 6/30/17. The Senior Recreation and Community Services program provided new access to services to 1,139 seniors that reside in the City of Norco for the purpose of creating a suitable living environment. Services included various health, recreational, educational, and social programs for seniors. CDBG funds were used to pay for staff salaries and utilities. Year-end cleanup reprog remaining unused funding \$997.18 to idis#5931, funding reduced to \$11,671.82.	

PGM Year: 2016
Project: 0043 - 1.WD.14-16 - Code Enforcement Enhancement Program
IDIS Activity: 5933 - 1.WD.14-16 - Code Enforcement Enhancement Program

Status: Completed 6/30/2017 12:00:00 AM **Objective:** Create suitable living environments

Location: 23873 Clinton Keith Rd Ste 201 Various LMAs Wildomar, CA 92595-9735 **Outcome:** Sustainability

Matrix Code: Code Enforcement (15) **National Objective:** LMA

Initial Funding Date: 09/19/2016

Description:

CDBG funds will be used by the City of Wildomar to conduct enhanced code enforcement activities in targeted areas of the city. The purpose of code enforcement is to enhance public safety and the quality of life, through fair enforcement of laws and codes. Eligible costs include the salaries (direct cost), overhead, and related expenses of code enforcement officers.

Financing

	Fund Type	Grant Year	Grant	Funded Amount	Drawn In Program Year	Drawn Thru Program Year
CDBG	EN	2015	B15UC060506	\$5,415.00	\$5,415.00	\$5,415.00
		2016	B16UC060506	\$10,701.75	\$10,701.75	\$10,701.75
Total	Total			\$16,116.75	\$16,116.75	\$16,116.75

Proposed Accomplishments

People (General) : 1,235
Total Population in Service Area: 1,235
Census Tract Percent Low / Mod: 74.09

Annual Accomplishments

Years	Accomplishment Narrative	# Benefitting
-------	--------------------------	---------------

2016 Funding \$115,448. 11/17/16 reprog \$100,448 to idis#5940, funding reduced to \$15,000. 12/23/16 reprog \$10,000 from idis#5769, funding increased to \$25,000. Project Completed 5/15/17. The City of Wildomar provided 158.50 hours of Code Enforcement services to low-income areas for the purpose of creating a suitable living environment. Services included weekly patrols, identifying dangerous and substandard structures, building and zoning violations, and health and safety issues for the purpose of sustainability. Code Enforcement issued violations for public nuisance, graffiti, accumulated rubbish, substandard buildings, parking violations and weeds from July 2016 to May 2017. Low-Income areas patrolled included Malaga Street, Wildomar Road, and Mission Trail. Leverage funding of city general funds. 1/18/17 reprog \$2,000 from idis#5852 for ADC, funding increased to \$27,000. 3/7/17 reprog \$2,000 to idis#5769 ADC, funding reduced to \$25,000. 7/17/17 reprog \$8,883.25 unused funds to idis#5769, funding reduced to \$16,116.75.

PGM Year: 2016
Project: 0099 - 3.128-16 - Community Multi-Service/Food Pantry of Murrieta
IDIS Activity: 5935 - 3.128-16 - Community Multi-Service/Food Pantry of Murrieta

Status: Open **Objective:** Create suitable living environments

Location: 39493 Los Alamos Rd 39429 Los Alamos Road Suites A, B, C Murrieta, CA 92563-5039 **Outcome:** Availability/accessibility

Matrix Code: Public Facilities and Improvement (General) (03) **National Objective:** LMC

Initial Funding Date: 09/26/2016

Description:

The Community Food Pantry of Murrieta (CFPM) provides emergency assistance to homeless and low-income persons and families. The clients are provided with clothing, food, and household items. CFPM will use CDBG funds to pay costs associated with facility renovations and improvements to their new facility located at 39493 and 30439 Los Alamos Road. The new facility will allow CFPM to expand and improve current services and add more comprehensive services including health care, veterans services, mental health services, senior citizen programs, job placement, and counseling services. Eligible costs include architectural, engineering and design services; construction costs, fees and permits, and other related expenses.

Financing

	Fund Type	Grant Year	Grant	Funded Amount	Drawn In Program Year	Drawn Thru Program Year
CDBG	EN	Pre-2015		\$100,000.00	\$0.00	\$0.00
		2014	B14UC060506		\$13,819.60	\$13,819.60
		2016	B16UC060506	\$1,285.00	\$877.33	\$877.33
	PI			\$2,715.00	\$2,715.00	\$2,715.00
Total	Total			\$104,000.00	\$17,411.93	\$17,411.93

Proposed Accomplishments

People (General) : 3,000

Actual Accomplishments

Number assisted:

	Owner		Renter		Total		Person	
	Total	Hispanic	Total	Hispanic	Total	Hispanic	Total	Hispanic
White:	0	0	0	0	0	0		0
Black/African American:	0	0	0	0	0	0	0	0
Asian:	0	0	0	0	0	0	0	0
American Indian/Alaskan Native:	0	0	0	0	0	0	0	0
Native Hawaiian/Other Pacific Islander:	0	0	0	0	0	0	0	0

American Indian/Alaskan Native & White:	0	0	0	0	0	0	0	0
Asian White:	0	0	0	0	0	0	0	0
Black/African American & White:	0	0	0	0	0	0	0	0
American Indian/Alaskan Native & Black/African American:	0	0	0	0	0	0	0	0
Other multi-racial:	0	0	0	0	0	0	0	0
Asian/Pacific Islander:	0	0	0	0	0	0	0	0
Hispanic:	0	0	0	0	0	0	0	0
Total:	0	0	0	0	0	0	0	0

Female-headed Households:	0	0	0
---------------------------	---	---	---

Income Category:

	Owner	Renter	Total	Person
Extremely Low	0	0	0	0
Low Mod	0	0	0	0
Moderate	0	0	0	0
Non Low Moderate	0	0	0	0
Total	0	0	0	0
Percent Low/Mod				

Annual Accomplishments

Years	Accomplishment Narrative	# Benefitting
2016	9/26/16 reprog \$100,000 from idis#5472, funding increased to \$100,000. 10/5/16 reprog \$4,000 from idis#5853 for ACTIVITY DELIVERY COSTS, funding increased to \$104,000. 10/6/16 increase PI/decrease EN \$788.62, funding remains the same at \$104,000. Project is underway. The Community Food Pantry of Murrieta is currently completing the design and specifications for the improvements for their new facility. The Pantry is moving to a much larger location for the purpose of providing accessibility to more individuals. The Pantry will use CDBG funds for the design and construction of their new facility. The pantry hopes to complete the bid documents and specifications by summer of 2017 and then go out to bid. It is anticipated that construction will be complete by end of the year in 2017.	

PGM Year:	2016				
Project:	0100 - 1.85-16 - Mead Valley Library Improvement				
IDIS Activity:	5936 - 1.85-16 - Mead Valley Library Improvement				
Status:	Canceled 12/23/2016 12:00:00 AM		Objective:	Create suitable living environments	
Location:	21580 Oakwood St Perris, CA 92570-5920		Outcome:	Availability/accessibility	
			Matrix Code:	Neighborhood Facilities (03E)	National Objective: LMA

Initial Funding Date: 09/26/2016

Description:

The County will use CDBG funds to pay for costs associated with flooring improvements to the children's area of the Mead Valley Library. The project is necessary to mitigate current and future safety issues caused from the existing carpet flooring. The improvements will consist of replacing approximately 2,300 square feet of existing carpeting with high grade square carpet tiles.

Financing

No data returned for this view. This might be because the applied filter excludes all data.

Proposed Accomplishments

Public Facilities : 1
Total Population in Service Area: 9,990
Census Tract Percent Low / Mod: 70.07

Annual Accomplishments

Years	Accomplishment Narrative	# Benefitting
2016	LMA, proposed to assist 9,990. 9/26/16 reprog \$20,000 from idis#5853, funding increased to \$20,000.12/23/16 Project canceled due to lack of documentation from contractor. Reprog \$20,000 to idis#5852, funding reduced to \$0.	

PGM Year:	2016
Project:	0101 - 3.129-16 - San Jacinto Mountain Community Center Project
IDIS Activity:	5938 - 3.129-16 - San Jacinto Mountain Community Center Project

Status:	Open	Objective:	Create suitable living environments
Location:	PO Box 1770 54201 Ridgeview Drive Idyllwild, CA 92549-1770	Outcome:	Sustainability
		Matrix Code:	Neighborhood Facilities (03E)
		National Objective:	SBA

Initial Funding Date: 10/25/2016

Description:

The San Jacinto Mountain Community Center (d.b.a., Idyllwild Community Center) is a non-profit organization serving the residents within the Idyllwild community. The Idyllwild Community Center will use CDBG funds for costs associated with the development of the facility. The 8,000 square foot facility is the second phase of improvements to the San Jacinto Mountain Community Center site and will include activities area, outdoor deck, a lobby gallery, and other amenities.

Financing

	Fund Type	Grant Year	Grant	Funded Amount	Drawn In Program Year	Drawn Thru Program Year
CDBG	EN	Pre-2015		\$106,209.41	\$0.00	\$0.00
		2016	B16UC060506	\$201,346.20	\$16,198.69	\$16,198.69
	LA	2003	B03UC060506	\$1,504.09	\$1,504.09	\$1,504.09
Total	Total			\$309,059.70	\$17,702.78	\$17,702.78

Proposed Accomplishments

Annual Accomplishments

Years	Accomplishment Narrative	# Benefitting
2016	Substantial Amendment-10/24/16 reprog \$180,000 from idis#5853, funding increased to \$180,000. 10/24/16 reprog \$20,000 from idis#5853 for Activity Delivery Costs, funding increased to \$200,000. 12/14/16 (Torres-Martinez canceled project) increase \$1,504.09 from LA unencumbered/decrease \$1,504.09 EN to unencumbered, funding remains the same at \$200,000. 7/11/17 reprog \$100,000 from idis#5563, funding increased to \$300,000. Year end clean-up reprog unused ADC funding \$9,059.70 from (\$931.71 idis#5832, \$1,802.73 idis#5824, \$4,642.48 idis#5825, \$1,504.99 idis#5847, \$177.79 idis#5848), funding increased to \$309,059.70. Project activities underway. Project 0% complete to date. Currently, the County is undertaking administrative actions related to completing the Environmental Assessment for the project. The Public Notice indicating the County's intent to adopt the Finding of No Significant Impact (FONSI) and Request for Release of Funds (RROF) is set to advertise on 7/20/17, with public comments due by August 22, 2017. The documents will be accepted and authorized on or about August 29, 2017 at the Riverside County Board of Supervisors meeting. Additionally, a preliminary review meeting is scheduled with the San Jacinto Mountain Community Center non-profit group, dba Idyllwild Community Center on August 2, 2017. Once this meeting takes place, the County will draft the CDBG Sponsors Agreement. There is no public benefit to report.	

PGM Year: 2016
Project: 0102 - 1.WD.15-16 - City of Wildomar Gateway Park Project
IDIS Activity: 5940 - 1.WD.15-16 - City of Wildomar Gateway Park Project

Status: Open **Objective:** Create suitable living environments

Location: 23873 Clinton Keith Rd Malaga Rd/Mission Trail Wildomar, CA 92595-9735 **Outcome:** Sustainability

Matrix Code: Parks, Recreational Facilities (03F) **National Objective:** LMA

Initial Funding Date: 11/17/2016

Description:

The City of Wildomar will convert two vacant parcels at the entry of the city into a park. The project will include landscaping, irrigation system, walkway pavers, granite path, and a monument sign at the entry. CDBG funds will be used for staff salaries (direct cost), design and construction cost.

Financing

	Fund Type	Grant Year	Grant	Funded Amount	Drawn In Program Year	Drawn Thru Program Year
CDBG	EN	Pre-2015		\$23,746.46	\$0.00	\$0.00
		2015	B15UC060506	\$117,525.65	\$0.00	\$0.00
		2016	B16UC060506	\$122,300.12	\$14,435.85	\$14,435.85
Total	Total			\$263,572.23	\$14,435.85	\$14,435.85

Proposed Accomplishments

Public Facilities : 1
 Total Population in Service Area: 1,235
 Census Tract Percent Low / Mod: 74.09

Annual Accomplishments

Years	Accomplishment Narrative	# Benefitting
2016	11/17/16 reprog \$100,448 from idis#5933, funding increased to \$100,448. Project Underway as of May 12, 2017. The City of Wildomar plans to construct Malaga Park which includes landscaping, irrigation, architectural features, fencing, and hardscape for the purpose of creating a suitable living environment for low income residents of Wildomar. The city utilized general funds to obtain plans and designs as leveraging. Bids were received for construction on 6/27/17 and are currently in review for selection of contractor. A notice will be issued to proceed in July 2017 and construction will begin with a projection of completion by September 2017 for the purpose of providing accessibility to a local park area for low-moderate residents. 1/9/17 reprog \$3,000 from idis#5852 for ADC, funding increased to \$103,448. 3/13/17 reprog \$5,000 from idis#5879 for ADC, funding increased to \$108,448. 6/20/17 reprog \$4,000 from idis#5852 for ADC, funding increased to \$112,448.	
2017	8/10/17 reprog \$4,000 from (\$2810.65 idis#5819, \$1378.90 idis#5821, \$189.55 idis#5852)for ADC, funding increased to \$116,448. 8/17/17 per city request reprog \$147,124.23 from idis#5769, increased to \$263,572.23.	

PGM Year:	2016
Project:	0103 - 9.150-16 - CDBG Program Administration-20% PI
IDIS Activity:	5944 - 9.150-16 - CDBG Program Administration-20% PI

Status:	Completed 6/30/2017 12:00:00 AM	Objective:	
Location:	,	Outcome:	
		Matrix Code:	General Program Administration (21A)
		National Objective:	

Initial Funding Date: 12/14/2016

Description:

CDBG annual administration funding includes 20% of program income received during the program year and is used to provide staffing and overall program management, coordination, monitoring, and evaluation of the CDBG program.

Financing

	Fund Type	Grant Year	Grant	Funded Amount	Drawn In Program Year	Drawn Thru Program Year
CDBG	PI			\$13,731.50	\$13,731.50	\$13,731.50
Total	Total			\$13,731.50	\$13,731.50	\$13,731.50

Proposed Accomplishments

Actual Accomplishments

Number assisted:	Owner		Renter		Total		Person	
	Total	Hispanic	Total	Hispanic	Total	Hispanic	Total	Hispanic
White:					0	0		
Black/African American:					0	0		
Asian:					0	0		
American Indian/Alaskan Native:					0	0		
Native Hawaiian/Other Pacific Islander:					0	0		
American Indian/Alaskan Native & White:					0	0		

Asian White:						0	0		
Black/African American & White:						0	0		
American Indian/Alaskan Native & Black/African American:						0	0		
Other multi-racial:						0	0		
Asian/Pacific Islander:						0	0		
Hispanic:						0	0		
Total:						0	0	0	0

Female-headed Households: 0

Income Category:

	Owner	Renter	Total	Person
Extremely Low			0	
Low Mod			0	
Moderate			0	
Non Low Moderate			0	
Total	0	0	0	0
Percent Low/Mod				

Annual Accomplishments

No data returned for this view. This might be because the applied filter excludes all data.

PGM Year:	2016
Project:	0104 - 9.151-16 - Hunter Street Road Improvements
IDIS Activity:	5945 - 9.151-16 - Hunter Street Road Improvements

Status:	Completed 6/30/2017 12:00:00 AM	Objective:	Create suitable living environments
Location:	4080 Lemon St Hunter St. between Una St and Barton Rd. Riverside, CA 92501-3609	Outcome:	Sustainability
		Matrix Code:	Street Improvements (03K)
		National Objective:	LMA

Initial Funding Date: 01/30/2017

Description:

CDBG funds will be used by County Transportation to make road improvements to Hunter Street (Mead Valley) between Barton Road and Una Street. CDBG funds will be used for design, equipment, materials, labor, CDBG Project Administration and other costs related to the road improvements.

Financing

	Fund Type	Grant Year	Grant	Funded Amount	Drawn In Program Year	Drawn Thru Program Year
CDBG	EN	2016	B16UC060506	\$176,581.41	\$176,581.41	\$176,581.41

Total	Total			\$176,581.41	\$176,581.41	\$176,581.41
-------	-------	--	--	--------------	--------------	--------------

Proposed Accomplishments

People (General) : 3,185
 Total Population in Service Area: 3,185
 Census Tract Percent Low / Mod: 75.51

Annual Accomplishments

Years	Accomplishment Narrative	# Benefitting
2016	1/30/17 reprog \$243,600 (\$240,000 project/ \$3,600 ADC)from idis#5852, funding increased to \$243,600. 2/23/17 reprog \$8,294 from idis#5876 for ADC, funding increased to \$251,894. 6/28/17 reprog remaining unused funds \$64,818.80 to idis#5795, funding reduced to \$187,075.20. 7/18/17 reprog remaining ADC \$10,493.79 to idis#5813 for ADC, funding reduced to \$176,581.41. Project complete. Riverside County's Transportation Department provided road improvements to Hunter Street (Mead Valley) between Barton Road and Una Street., for the purpose of creating a suitable living environment. CDBG funds were used to pay for design, equipment, materials, labor, and CDBG Project Administration. By providing improved accessibility, these improvements will met the national objective of benefiting approximately 3,185 low- to moderate-income residents within the areas. No Leveraging funds.	

PGM Year:	2016
Project:	0105 - 5.87-16 - Perris Valley Cemetery ADA Compliance Improvements
IDIS Activity:	5946 - 5.87-16 - Perris Valley Cemetery ADA Compliance Improvements

Status:	Open	Objective:	Create suitable living environments
Location:	915 N Perris Blvd Perris, CA 92571-2894	Outcome:	Availability/accessibility
		Matrix Code:	Public Facilities and Improvement (General) (03)
		National Objective:	LMC

Initial Funding Date: 02/27/2017

Description:

The Perris Valley Cemetery District (PVCD) provides affordable burial services for residents within three supervisorial districts (1st, 3rd, and 5th). CDBG funds will be used for design and construction of ADA compliant restrooms, paths of travel, and parking.

Financing

	Fund Type	Grant Year	Grant	Funded Amount	Drawn In Program Year	Drawn Thru Program Year
CDBG	EN	Pre-2015		\$2,621.10	\$0.00	\$0.00
		2015	B15UC060506	\$10,000.00	\$9,625.83	\$9,625.83
		2016	B16UC060506	\$350,010.89	\$0.00	\$0.00
Total	Total			\$362,631.99	\$9,625.83	\$9,625.83

Proposed Accomplishments

People (General) : 266,160

Actual Accomplishments

Number assisted:	Owner		Renter		Total		Person	
	Total	Hispanic	Total	Hispanic	Total	Hispanic	Total	Hispanic

White:	0	0	0	0	0	0	0	0
Black/African American:	0	0	0	0	0	0	0	0
Asian:	0	0	0	0	0	0	0	0
American Indian/Alaskan Native:	0	0	0	0	0	0	0	0
Native Hawaiian/Other Pacific Islander:	0	0	0	0	0	0	0	0
American Indian/Alaskan Native & White:	0	0	0	0	0	0	0	0
Asian White:	0	0	0	0	0	0	0	0
Black/African American & White:	0	0	0	0	0	0	0	0
American Indian/Alaskan Native & Black/African American:	0	0	0	0	0	0	0	0
Other multi-racial:	0	0	0	0	0	0	0	0
Asian/Pacific Islander:	0	0	0	0	0	0	0	0
Hispanic:	0	0	0	0	0	0	0	0
Total:	0	0	0	0	0	0	0	0

Female-headed Households: 0 0 0

Income Category:

	Owner	Renter	Total	Person
Extremely Low	0	0	0	0
Low Mod	0	0	0	0
Moderate	0	0	0	0
Non Low Moderate	0	0	0	0
Total	0	0	0	0
Percent Low/Mod				

Annual Accomplishments

Years	Accomplishment Narrative	# Benefitting
2016	2/27/17 reprog \$250,000 from idis#5852, funding increased to \$250,000. 5/9/17 reprog \$10,000 for ADC from idis#5852, funding increased to \$260,000. 6/26/17 year end clean-up reprog 5th district PF funding \$95,652 from idis#5910, funding increased to \$355,652. 7/24/17 reprog unused funding \$1,979.99 from idis#5908, funding increased to \$357,631.99. The Perris Valley Cemetery District (PVCD) provides affordable burial services for residents within three supervisorial districts (1st, 3rd, and 5th). CDBG funds will be used to conduct a comprehensive (ADA and State Chapter 11 Accessibility Code) accessibility assessment for design and construction of ADA compliant restrooms, paths of travel, and parking. Although it was originally anticipated that the assessment would be completed by June 2017, delays in the development of the project's plans and specifications/bid documents as well as the development of the Professional Service Agreement resulted in project delays. The final project plans and specifications/bid document was completed May 2017, an RFP was issued May 17, 2017, Bids were due June 7, 2017 at 4pm at the County Office in Riverside. No bids were received at due date. Staff reached out to two companies who previously have conducted CASP Assessments within the county and 2 bids were received, one on 6/16 and one on 6/19. The County plans to award the bid once County Counsel approves Professional Service Agreement form/format. Ideally no later than October 2017 Project completion being anticipated at the end of March 2018. Currently, there is no direct benefit data to report.	
2017	8/10/17 reprog \$5,000 from idis#5852 for ADC, funding increased to \$362,631.99.	

PGM Year: 2016
Project: 0106 - 3.130-16 - T.H.E. Center Facility Improvements

Status:OpenObjective:Create suitable living environments

Location:27260 Girard St Hemet, CA 92544-8152Outcome:Availability/accessibility

Matrix Code:Handicapped Centers (03B)National Objective:LMC

Initial Funding Date:03/22/2017

Description:

T.H.E. Center is a nonprofit corporation that provides programs and services dedicated to improving the cognitive, physical, and psychological abilities of children and adults with disabilities through therapeutic horsemanship program. THE Center will use CDBG funds to pay for permits and fees associated with the installation of two manufactured classroom training units.

Financing

	Fund Type	Grant Year	Grant	Funded Amount	Drawn In Program Year	Drawn Thru Program Year
CDBG	EN	2016	B16UC060506	\$10,000.00	\$0.00	\$0.00
Total	Total			\$10,000.00	\$0.00	\$0.00

Proposed Accomplishments

Public Facilities : 1

Actual Accomplishments

Number assisted:

	Owner		Renter		Total		Person	
	Total	Hispanic	Total	Hispanic	Total	Hispanic	Total	Hispanic
White:	0	0	0	0	0	0		0
Black/African American:	0	0	0	0	0	0	0	0
Asian:	0	0	0	0	0	0	0	0
American Indian/Alaskan Native:	0	0	0	0	0	0	0	0
Native Hawaiian/Other Pacific Islander:	0	0	0	0	0	0	0	0
American Indian/Alaskan Native & White:	0	0	0	0	0	0	0	0
Asian White:	0	0	0	0	0	0	0	0
Black/African American & White:	0	0	0	0	0	0	0	0
American Indian/Alaskan Native & Black/African American:	0	0	0	0	0	0	0	0
Other multi-racial:	0	0	0	0	0	0	0	0
Asian/Pacific Islander:	0	0	0	0	0	0	0	0
Hispanic:	0	0	0	0	0	0	0	0
Total:	0	0	0	0	0	0	0	0
Female-headed Households:	0		0		0			

Income Category:

	Owner	Renter	Total	Person
Extremely Low	0	0	0	0
Low Mod	0	0	0	0

Moderate	0	0	0	0
Non Low Moderate	0	0	0	0
Total	0	0	0	0
Percent Low/Mod				

Annual Accomplishments

Years	Accomplishment Narrative	# Benefitting
2016	3/22/17 reprog \$10,000 from idis#5852, funding increased to \$10,000. Project underway. Subrecipient is currently in consultation with the County of Riverside Transportation and Land Management Agency (TLMA) regarding permitting and entitlements. Due to issues they encountered they are also working to clear the title in order to proceed.	

PGM Year:	2014
Project:	0098 - 9.128-14 - Economic Development-MicroEnterprise
IDIS Activity:	5951 - 9.128-14-1 - Clochan Concrete

Status:	Open	Objective:	Create economic opportunities
Location:	5555 Arlington Ave Riverside, CA 92504-2506	Outcome:	Availability/accessibility
		Matrix Code:	Micro-Enterprise Assistance (18C)
		National Objective:	LMCMC

Initial Funding Date: 05/09/2017

Description:

CDBG funds will be used to pay for Business related expenses including a company vehicle, office supplies, and marketing materials.

Financing

	Fund Type	Grant Year	Grant	Funded Amount	Drawn In Program Year	Drawn Thru Program Year
CDBG	EN	Pre-2015		\$9,500.00	\$0.00	\$0.00
		2014	B14UC060506		\$8,799.40	\$8,799.40
Total	Total			\$9,500.00	\$8,799.40	\$8,799.40

Proposed Accomplishments

Businesses : 1

Actual Accomplishments

Number assisted:

	Owner		Renter		Total		Person	
	Total	Hispanic	Total	Hispanic	Total	Hispanic	Total	Hispanic
White:	0	0	0	0	0	0		0
Black/African American:	0	0	0	0	0	0	0	0
Asian:	0	0	0	0	0	0	0	0
American Indian/Alaskan Native:	0	0	0	0	0	0	0	0
Native Hawaiian/Other Pacific Islander:	0	0	0	0	0	0	0	0

American Indian/Alaskan Native & White:	0	0	0	0	0	0	0	0
Asian White:	0	0	0	0	0	0	0	0
Black/African American & White:	0	0	0	0	0	0	0	0
American Indian/Alaskan Native & Black/African American:	0	0	0	0	0	0	0	0
Other multi-racial:	0	0	0	0	0	0	0	0
Asian/Pacific Islander:	0	0	0	0	0	0	0	0
Hispanic:	0	0	0	0	0	0	0	0
Total:	0	0	0	0	0	0	0	0

Female-headed Households:	0	0	0
---------------------------	---	---	---

Income Category:

	Owner	Renter	Total	Person
Extremely Low	0	0	0	0
Low Mod	0	0	0	0
Moderate	0	0	0	0
Non Low Moderate	0	0	0	0
Total	0	0	0	0
Percent Low/Mod				

Annual Accomplishments

Years	Accomplishment Narrative	# Benefitting
2016	5/9/17 reprog \$9,500 from idis#5659, funding increased to \$9,500. As of 7/27/2017, this Project is 93%. CDBG funds were used to provide a loan to one (1) Microenterprise business owner to pay for a vehicle, tools, and marketing materials for the purpose of carrying out and expanding Microenterprise activities for the business. Pending final draw of remaining funds which will be used for additional marketing materials. This microenterprise loan was provided to a low-income business owner with no more than 2 employees, including the business owner, in the City of Wildomar. National Object was met by assisting Low-Mod Microenterprise Clientele.	

PGM Year:	2014
Project:	0016 - 9.125-14 - Home Enhancement Rehab Program
IDIS Activity:	5953 - 9.125-14-1 HEPBM3-03

Status:	Completed 6/30/2017 12:00:00 AM	Objective:	Provide decent affordable housing
Location:	26150 Naumann Ave Homeland, CA 92548-9720	Outcome:	Affordability
		Matrix Code:	Rehab; Single-Unit Residential (14A)
		National Objective:	LMH

Initial Funding Date: 05/15/2017

Description:

Exterior paint of house and eaves. Front porch replacement. Back porch replacement. Replacement of rain gutters and downspouts.

Financing

	Fund Type	Grant Year	Grant	Funded Amount	Drawn In Program Year	Drawn Thru Program Year
CDBG	EN	Pre-2015		\$13,681.00	\$0.00	\$0.00
		2014	B14UC060506		\$13,681.00	\$13,681.00
Total	Total			\$13,681.00	\$13,681.00	\$13,681.00

Proposed Accomplishments

Housing Units : 1

Actual Accomplishments

Number assisted:

	Owner		Renter		Total		Person	
	Total	Hispanic	Total	Hispanic	Total	Hispanic	Total	Hispanic
White:	1	0	0	0	1	0	0	0
Black/African American:	0	0	0	0	0	0	0	0
Asian:	0	0	0	0	0	0	0	0
American Indian/Alaskan Native:	0	0	0	0	0	0	0	0
Native Hawaiian/Other Pacific Islander:	0	0	0	0	0	0	0	0
American Indian/Alaskan Native & White:	0	0	0	0	0	0	0	0
Asian White:	0	0	0	0	0	0	0	0
Black/African American & White:	0	0	0	0	0	0	0	0
American Indian/Alaskan Native & Black/African American:	0	0	0	0	0	0	0	0
Other multi-racial:	0	0	0	0	0	0	0	0
Asian/Pacific Islander:	0	0	0	0	0	0	0	0
Hispanic:	0	0	0	0	0	0	0	0
Total:	1	0	0	0	1	0	0	0

Female-headed Households:

1 0 1

Income Category:

	Owner	Renter	Total	Person
Extremely Low	0	0	0	0
Low Mod	1	0	1	0
Moderate	0	0	0	0
Non Low Moderate	0	0	0	0
Total	1	0	1	0
Percent Low/Mod	100.0%		100.0%	

Annual Accomplishments

Years	Accomplishment Narrative	# Benefitting
-------	--------------------------	---------------

2016 5/15/17 reprog \$14,214.34 from idis#5564, funding increased to \$14,214.34. Year-end cleanup, reprog \$533.34 to idis#5564, funding reduced to \$13,681.
Housing Rehab activity is 100% complete. CDBG funds were used to pay for costs associated with a grant to paint the exterior of the entire house, trim and eaves; rebuild front porch; rebuild back porch; replace all rain gutters and downspouts (entire house). This activity was undertaken for the purpose of improving one (1) residential structure and met the national objective of benefiting a low- moderate- income household in the unincorporated area of Homeland.

PGM Year:	2014
Project:	0016 - 9.125-14 - Home Enhancement Rehab Program
IDIS Activity:	5954 - 9.125-14-2 HEPBM2-01

Status:	Completed 6/30/2017 12:00:00 AM	Objective:	Provide decent affordable housing
Location:	147 Highland Ave Riverside, CA 92507-1045	Outcome:	Affordability
		Matrix Code:	Rehab; Single-Unit Residential (14A)
		National Objective:	LMH

Initial Funding Date: 05/16/2017

Description:

New roof, new energy efficient windows, new paint on all metal fencing and security screen doors.

Financing

	Fund Type	Grant Year	Grant	Funded Amount	Drawn In Program Year	Drawn Thru Program Year
CDBG	EN	Pre-2015		\$13,257.00	\$0.00	\$0.00
		2014	B14UC060506		\$13,257.00	\$13,257.00
Total	Total			\$13,257.00	\$13,257.00	\$13,257.00

Proposed Accomplishments

Housing Units : 1

Actual Accomplishments

Number assisted:

	Owner		Renter		Total		Person	
	Total	Hispanic	Total	Hispanic	Total	Hispanic	Total	Hispanic
White:	1	1	0	0	1	1	0	0
Black/African American:	0	0	0	0	0	0	0	0
Asian:	0	0	0	0	0	0	0	0
American Indian/Alaskan Native:	0	0	0	0	0	0	0	0
Native Hawaiian/Other Pacific Islander:	0	0	0	0	0	0	0	0
American Indian/Alaskan Native & White:	0	0	0	0	0	0	0	0
Asian White:	0	0	0	0	0	0	0	0
Black/African American & White:	0	0	0	0	0	0	0	0
American Indian/Alaskan Native & Black/African American:	0	0	0	0	0	0	0	0
Other multi-racial:	0	0	0	0	0	0	0	0
Asian/Pacific Islander:	0	0	0	0	0	0	0	0
Hispanic:	0	0	0	0	0	0	0	0

Total:	1	1	0	0	1	1	0	0
---------------	----------	----------	----------	----------	----------	----------	----------	----------

Female-headed Households:	0	0	0
---------------------------	---	---	---

Income Category:

	Owner	Renter	Total	Person
Extremely Low	0	0	0	0
Low Mod	0	0	0	0
Moderate	1	0	1	0
Non Low Moderate	0	0	0	0
Total	1	0	1	0
Percent Low/Mod	100.0%		100.0%	

Annual Accomplishments

Years	Accomplishment Narrative	# Benefitting
2016	5/15/17 reprog \$13,790.33 from idis#5564, funding increased to \$13,790.33. year-end cleanup, reprog \$533.33 to idis#5564, funding reduced to \$13,257. Housing Rehab activity is 100% complete. CDBG funds were used to pay for costs associated with a grant to replace roof (Class A fire rated 30 year composition shingles) on entire house; install (6) new vinyl dual thermal low energy efficiency windows to the same location as existing windows (around entire house); prime and paint front rod-iron fence and front and side security screen doors; replace existing light fixture over the garage. This activity was undertaken for the purpose of improving one (1) residential structure and met the national objective of benefiting a low-moderate- income household in the unincorporated area of Highgrove.	

PGM Year:	2014
Project:	0016 - 9.125-14 - Home Enhancement Rehab Program
IDIS Activity:	5955 - 9.125-14-3 HEPBM3-2

Status:	Completed 6/30/2017 12:00:00 AM	Objective:	Provide decent affordable housing
Location:	5555 Arlington Ave 33191 Asbury St., Winchester 92595 Riverside, CA 92504-2506	Outcome:	Affordability
		Matrix Code:	Rehab; Single-Unit Residential (14A)
		National Objective:	LMH

Initial Funding Date: 05/16/2017

Description:
Exterior paint of house, doors , eaves and front fence. Repair and paint all rain gutters. Replace rotted wood patio walls with vinyl siding and replace outdoor basement door.

Financing

	Fund Type	Grant Year	Grant	Funded Amount	Drawn In Program Year	Drawn Thru Program Year
CDBG	EN	Pre-2015		\$18,543.00	\$0.00	\$0.00
		2014	B14UC060506		\$18,543.00	\$18,543.00
Total	Total			\$18,543.00	\$18,543.00	\$18,543.00

Proposed Accomplishments

Housing Units : 1

Actual Accomplishments*Number assisted:*

	Owner		Renter		Total		Person	
	Total	Hispanic	Total	Hispanic	Total	Hispanic	Total	Hispanic
White:	1	1	0	0	1	1	0	0
Black/African American:	0	0	0	0	0	0	0	0
Asian:	0	0	0	0	0	0	0	0
American Indian/Alaskan Native:	0	0	0	0	0	0	0	0
Native Hawaiian/Other Pacific Islander:	0	0	0	0	0	0	0	0
American Indian/Alaskan Native & White:	0	0	0	0	0	0	0	0
Asian White:	0	0	0	0	0	0	0	0
Black/African American & White:	0	0	0	0	0	0	0	0
American Indian/Alaskan Native & Black/African American:	0	0	0	0	0	0	0	0
Other multi-racial:	0	0	0	0	0	0	0	0
Asian/Pacific Islander:	0	0	0	0	0	0	0	0
Hispanic:	0	0	0	0	0	0	0	0
Total:	1	1	0	0	1	1	0	0

Female-headed Households:

0 0 0

Income Category:

	Owner	Renter	Total	Person
Extremely Low	0	0	0	0
Low Mod	0	0	0	0
Moderate	1	0	1	0
Non Low Moderate	0	0	0	0
Total	1	0	1	0
Percent Low/Mod	100.0%		100.0%	

Annual Accomplishments

Years	Accomplishment Narrative	# Benefitting
2016	5/16/17 reprog \$19,075.33 from idis#5564, funding increased to \$19,075.33. Year-end cleanup reprog \$532.33 to idis#5564, funding reduced to \$18,543. Housing Rehab activity is 100% complete. CDBG funds were used to pay for costs associated with a grant to pay for a new roof (Class A fire rated 30 year composition shingles); installation of new rain gutters and downspouts; primed and painted exterior home, eaves and trim; and replaced backyard basement door with metal door. This activity was undertaken for the purpose of improving one (1) residential structure and met the national objective of benefiting a low- moderate- income household in the unincorporated area of Highgrove.	

PGM Year: 2014**Project:** 0016 - 9.125-14 - Home Enhancement Rehab Program**IDIS Activity:** 5956 - 9.125-14-4 HEG5.04-14**Status:** Completed 6/30/2017 12:00:00 AM**Objective:** Provide decent affordable housing

Location: 49920 Fuller Ave Cabazon, CA 92230-3823

Outcome: Affordability

Matrix Code: Rehab; Single-Unit Residential (14A)

National Objective: LMH

Initial Funding Date: 05/16/2017

Description:

Partial replacement of roof. Replaced sliding glass door and screen door in kitchen. Upgraded to energy efficient windows. Replaced two doors (garage to patio and front security), installed new locks and replaced the weather strip as needed. Repaired and replaced rotten fascia boards. Install a trench drain at back door. Prepared and painted the metal gates, garage and the house.

Financing

	Fund Type	Grant Year	Grant	Funded Amount	Drawn In Program Year	Drawn Thru Program Year
CDBG	EN	Pre-2015		\$9,851.00	\$0.00	\$0.00
		2014	B14UC060506		\$9,851.00	\$9,851.00
Total	Total			\$9,851.00	\$9,851.00	\$9,851.00

Proposed Accomplishments

Housing Units : 1

Actual Accomplishments

Number assisted:

	Owner		Renter		Total		Person	
	Total	Hispanic	Total	Hispanic	Total	Hispanic	Total	Hispanic
White:	1	1	0	0	1	1	0	0
Black/African American:	0	0	0	0	0	0	0	0
Asian:	0	0	0	0	0	0	0	0
American Indian/Alaskan Native:	0	0	0	0	0	0	0	0
Native Hawaiian/Other Pacific Islander:	0	0	0	0	0	0	0	0
American Indian/Alaskan Native & White:	0	0	0	0	0	0	0	0
Asian White:	0	0	0	0	0	0	0	0
Black/African American & White:	0	0	0	0	0	0	0	0
American Indian/Alaskan Native & Black/African American:	0	0	0	0	0	0	0	0
Other multi-racial:	0	0	0	0	0	0	0	0
Asian/Pacific Islander:	0	0	0	0	0	0	0	0
Hispanic:	0	0	0	0	0	0	0	0
Total:	1	1	0	0	1	1	0	0
Female-headed Households:	0		0		0			

Income Category:

	Owner	Renter	Total	Person
Extremely Low	0	0	0	0
Low Mod	1	0	1	0
Moderate	0	0	0	0
Non Low Moderate	0	0	0	0

Total	1	0	1	0
Percent Low/Mod	100.0%		100.0%	

Annual Accomplishments

Years	Accomplishment Narrative	# Benefitting
-------	--------------------------	---------------

2016 5/16/17 reprog \$9,581 from idis#5564, funding increased to \$9,581. 7/27/17 reprog \$270 from idis#5564 to correct funding amount to \$9,851. Housing Rehab activity is 100% complete. CDBG funds were used to pay for costs associated with a grant to install seven (7) energy efficient windows, a new sliding glass door and screen door in kitchen, installation of two new doors (garage to patio and front security), installation of a trench drain at back door, exterior painting of home including the attached garage and side metal gates. This activity was undertaken for the purpose of improving one (1) residential structure and met the national objective of benefiting a low- moderate- income household in the unincorporated area of Cabazon.

PGM Year: 2015
Project: 0026 - 0.143-15 - Home Enhancement Grant Program
IDIS Activity: 5957 - 0.143-15-1 HEG4.06-15

Status: Completed 6/30/2017 12:00:00 AM Objective: Provide decent affordable housing
Location: 5555 Arlington Ave 91390 3rd St., Mecca CA 92554 Outcome: Affordability
Riverside, CA 92504-2506
Matrix Code: Rehab; Single-Unit Residential (14A) National Objective: LMH

Initial Funding Date: 05/16/2017

Description:

Replacement of Roof, replaced and upgraded to double-paned energy efficient windows, new doors. Repaired and replaced rotten fascia boards and eliminated mold issues. Exterior painting of house and framing.

Financing

	Fund Type	Grant Year	Grant	Funded Amount	Drawn In Program Year	Drawn Thru Program Year
CDBG	EN	2015	B15UC060506	\$19,065.45	\$19,065.45	\$19,065.45
Total	Total			\$19,065.45	\$19,065.45	\$19,065.45

Proposed Accomplishments

Housing Units : 1

Actual Accomplishments

Number assisted:

	Owner		Renter		Total		Person	
	Total	Hispanic	Total	Hispanic	Total	Hispanic	Total	Hispanic
White:	1	1	0	0	1	1	0	0
Black/African American:	0	0	0	0	0	0	0	0
Asian:	0	0	0	0	0	0	0	0
American Indian/Alaskan Native:	0	0	0	0	0	0	0	0
Native Hawaiian/Other Pacific Islander:	0	0	0	0	0	0	0	0
American Indian/Alaskan Native & White:	0	0	0	0	0	0	0	0

Asian White:	0	0	0	0	0	0	0	0
Black/African American & White:	0	0	0	0	0	0	0	0
American Indian/Alaskan Native & Black/African American:	0	0	0	0	0	0	0	0
Other multi-racial:	0	0	0	0	0	0	0	0
Asian/Pacific Islander:	0	0	0	0	0	0	0	0
Hispanic:	0	0	0	0	0	0	0	0
Total:	1	1	0	0	1	1	0	0

Female-headed Households:	0	0	0
---------------------------	---	---	---

Income Category:

	Owner	Renter	Total	Person
Extremely Low	0	0	0	0
Low Mod	1	0	1	0
Moderate	0	0	0	0
Non Low Moderate	0	0	0	0
Total	1	0	1	0
Percent Low/Mod	100.0%		100.0%	

Annual Accomplishments

Years	Accomplishment Narrative	# Benefitting
2016	5/16/17 reprog \$19,065.45 from idis#5690, funding increased to \$19,065.45. Housing Rehab activity is 100% complete as of 5/11/17. CDBG funds were used to pay for costs associated with a grant to install nine (9) energy efficient windows and screens, installation of two (2) new doors, roof replacement with reflective cooling shingles, replaced fascia boards, and exterior painting of home including the attached garage. This activity was undertaken for the purpose of improving one (1) residential structure and met the national objective of benefiting a low- moderate- income household in the unincorporated area of Mecca.	

PGM Year:	2015
Project:	0026 - 0.143-15 - Home Enhancement Grant Program
IDIS Activity:	5963 - 0.143-15-2

Status:	Completed 8/2/2017 12:00:00 AM	Objective:	Provide decent affordable housing
Location:	91176 Vista Ct Mecca, CA 92254-7020	Outcome:	Affordability
		Matrix Code:	Rehab; Single-Unit Residential (14A)
		National Objective:	LMH

Initial Funding Date: 08/01/2017

Description:

The Neighborhood Enhancement Unit will use CDBG funds to pay for roof repairs if needed, replace windows with energy efficient windows, replace falling fence, as well as exterior painting of the home and attached garage.

Financing

	Fund Type	Grant Year	Grant	Funded Amount	Drawn In Program Year	Drawn Thru Program Year
CDBG	EN	2015	B15UC060506	\$9,345.00	\$9,345.00	\$9,345.00
Total	Total			\$9,345.00	\$9,345.00	\$9,345.00

Proposed Accomplishments

Housing Units : 1

Actual Accomplishments*Number assisted:*

	Owner		Renter		Total		Person	
	Total	Hispanic	Total	Hispanic	Total	Hispanic	Total	Hispanic
White:	1	1	0	0	1	1	0	0
Black/African American:	0	0	0	0	0	0	0	0
Asian:	0	0	0	0	0	0	0	0
American Indian/Alaskan Native:	0	0	0	0	0	0	0	0
Native Hawaiian/Other Pacific Islander:	0	0	0	0	0	0	0	0
American Indian/Alaskan Native & White:	0	0	0	0	0	0	0	0
Asian White:	0	0	0	0	0	0	0	0
Black/African American & White:	0	0	0	0	0	0	0	0
American Indian/Alaskan Native & Black/African American:	0	0	0	0	0	0	0	0
Other multi-racial:	0	0	0	0	0	0	0	0
Asian/Pacific Islander:	0	0	0	0	0	0	0	0
Hispanic:	0	0	0	0	0	0	0	0
Total:	1	1	0	0	1	1	0	0
Female-headed Households:	0		0		0			

Income Category:

	Owner	Renter	Total	Person
Extremely Low	0	0	0	0
Low Mod	1	0	1	0
Moderate	0	0	0	0
Non Low Moderate	0	0	0	0
Total	1	0	1	0
Percent Low/Mod	100.0%		100.0%	

Annual Accomplishments

Years	Accomplishment Narrative	# Benefitting
2015	No activity set-up in 2016.	
2016	Repair windows and replaced screens. Repair hinges and latches on side gate and fence posts. Repair and replace 3 door jams, weather stripping, and lock-set. Replace front security door and painted exterior of home. 8/1/17 reprog \$9,345 from idis# 5690, funding increased to \$9,345. Housing Rehab activity is 100% complete as of 5/17/17. CDBG funds were used to pay for costs associated with a grant to install one (1) energy efficient window and replacement of five (5) window screens, installation of two (2) new side gates, installed new dusk to dawn exterior lighting fixture, installed three (3) new doors, replaced one (1) front security door, and exterior painting of home including the attached garage. This activity was undertaken for the purpose of improving one (1) residential structure and met the national objective of benefiting a low- moderate- income household in the unincorporated area of Mecca.	

PGM Year:2014

Project:0016 - 9.125-14 - Home Enhancement Rehab Program

IDIS Activity:5964 - 9.125-14-5 Home Rehab

Status:Open

Objective:Provide decent affordable housing

Location:50325 Carmen Ave Cabazon, CA 92230-4001

Outcome:Affordability

Matrix Code:Rehab; Single-Unit Residential (14A)

National Objective:LMH

Initial Funding Date:08/03/2017

Description:

Remove and replace roof covering; remove and replace existing windows with double-paned energy efficient windows; replace back door; replace front security screen door; pest proof exterior; repair replace damaged siding, paint entire exterior structure and eaves; remove and replace wood fencing carport side of structure; remove two storage sheds; replace front and back door light fixtures. Contractor to remove all debris associated with the construction.

Financing

	Fund Type	Grant Year	Grant	Funded Amount	Drawn In Program Year	Drawn Thru Program Year
CDBG	EN	Pre-2015		\$25,000.00	\$0.00	\$0.00
		2014	B14UC060506		\$700.00	\$700.00
Total	Total			\$25,000.00	\$700.00	\$700.00

Proposed Accomplishments

Housing Units : 1

Actual Accomplishments

Number assisted:

	Owner		Renter		Total		Person	
	Total	Hispanic	Total	Hispanic	Total	Hispanic	Total	Hispanic
White:	0	0	0	0	0	0		0
Black/African American:	0	0	0	0	0	0	0	0
Asian:	0	0	0	0	0	0	0	0
American Indian/Alaskan Native:	0	0	0	0	0	0	0	0
Native Hawaiian/Other Pacific Islander:	0	0	0	0	0	0	0	0
American Indian/Alaskan Native & White:	0	0	0	0	0	0	0	0
Asian White:	0	0	0	0	0	0	0	0
Black/African American & White:	0	0	0	0	0	0	0	0
American Indian/Alaskan Native & Black/African American:	0	0	0	0	0	0	0	0
Other multi-racial:	0	0	0	0	0	0	0	0
Asian/Pacific Islander:	0	0	0	0	0	0	0	0
Hispanic:	0	0	0	0	0	0	0	0
Total:	0	0	0	0	0	0	0	0
Female-headed Households:	0		0		0			

Income Category:

	Owner	Renter	Total	Person
Extremely Low	0	0	0	0
Low Mod	0	0	0	0
Moderate	0	0	0	0
Non Low Moderate	0	0	0	0
Total	0	0	0	0
Percent Low/Mod				

Annual Accomplishments

Years	Accomplishment Narrative	# Benefitting
2016	8/3/2017 reprog \$25,000 from idis#5564, funding increased to \$25,000.	

Total Funded Amount:	\$21,090,012.72
Total Drawn Thru Program Year:	\$11,751,595.08
Total Drawn In Program Year:	\$8,020,674.45

APPENDIX C

IDIS Reports

ConPlan Goals and Accomplishment

PR03 - BOSMAC Report (Summary of CDBG Activities)

PR03 - Geographic Distribution

PR03 – Supports PR23 – OYAP CR05

PR03 – Supports CR05 Section – Summary Obj-Outcome

PR03 – Supports CR10 and PR23

PR03 – Supports PR23

PR07 - CDBG, ESG, and HOME Drawdown Reports

PR10 - CDBG Housing Activities

PR15 - Cost Per Home Assisted Unit/Family

PR16 - HOME Lower Income Benefit

PR23 - Summary of Accomplishments Reports (CDBG/HOME)

PR25 - Status of CHDO Funds by Fiscal Year

PR33 - HOME Matching Liability Report

PR50 - Grantee CDBG Expenditure Report

PR51 - Grantee CDBG Accomplishment Report

PR83 CDBG - Sections 1-3 CDBG Performance Measurements Report

PR85 - Housing Performance Report

PR91 - ESG Financial Summary (2015 and 2016)

ConPlan Goals and Accomplishment



U.S. Department of Housing and Urban Development
Office of Community Planning and Development
Integrated Disbursement and Information System
Con Plan Goals and Accomplishments
RIVERSIDE COUNTY, 2016

Date: 08/16/2017
Time: 10:58 AM
Page: 1

Accomplishments Associated With a Single Strategic Plan Goal

Goal	Category	Funding Source & Amount (Source: Strategic Plan/2016-17 Amended OYAP Section AP20)	Outcome Indicator	Outcome Unit of Measure	Outcome Expected - Source: Strategic Plan	YTD Outcome Actual - Strategic Plan	Percent Complete	Outcome Expected - Program Year (Source: Proposed in 16-17 OYAP)	Outcome Actual - Program Year (Source: PR03)	Percent Complete
Public Services - SL-1	1	Homeless-Non-Homeless Special Needs-Non-Housing Community Development-Public Services 5 Yr CDBG: \$4,330,000 2016/17: \$939,218	Public service activities other than Low/Moderate Income Housing Benefit	Persons Assisted	387,135	376,656	97.29%	124,560	136,539	109.62%
Public Service - SL-2	2	Non-Housing Community Development-Public Service 5 Yr CDBG: \$596,000 2016/17: \$81,950	Public service activities other than Low/Moderate Income Housing Benefit	Persons Assisted	3,640	1,690	46.43%	654	394	60.24%
Public Service - SL-3	3	Non-Homeless Special Needs-Non-Housing Community Development-Public Service 5 Yr CDBG: \$304,000 2016/17: \$30,000	Public service activities other than Low/Moderate Income Housing Benefit	Persons Assisted	475,525	166,160	34.94%	12,730	12,730	100.00%
Public Facility/Infrastructure - SL-1	4	Non-Homeless Special Needs-Non-Housing Community Development-Public Facility/Infrastructure 5 Yr CDBG: \$7,296,400 2016/17: \$2,622,962	Public Facility or Infrastructure Activities other than Low/Moderate Income Housing Benefit	Persons Assisted	961,580	750,679	78.07%	649,033	369,789	56.98%
			Housing for Homeless added	Household Housing Unit	-	-		-	-	
			Housing for People with HIV/AIDS added	Household Housing Unit	-	-		-	-	
Public Facility/Infrastructure - SL-3	5	Non-Housing Community Development-Public Facility/Infrastructure 5 Yr CDBG: \$9,923,600 2016/17: \$1,397,693	Public Facility or Infrastructure Activities other than Low/Moderate Income Housing Benefit	Persons Assisted	292,190	154,239	52.79%	41,921	6,436	15.35%
Interim Assistance	6	Interim Assistance 5 Yr CDBG: \$1,950,000 2016/17: \$0	Other	Other	133,569	133,569	100.00%	-	-	
Code Enforcement	7	Code Enforcement 5 Yr CDBG: \$2,000,000 2016/17: \$699,662	Other	Other	817,475	506,859	62.00%	369,944	212,705	57.50%

Economic Development	8	Non-Housing Community Development- Economic Development- Businesses/jobs	5 Yr CDBG: \$400,000 2016/17: \$110,000	Jobs created/retained	Jobs	10	-	0.00%			
				Businesses assisted	Businesses Assisted	60	19	31.67%	25	7	28.00%
Rehabilitation - DH-2	10	Rehabilitation - DH-2	5 Yr CDBG: \$1,700,000 2016/17: \$291,973	Rental units rehabilitated	Household Housing Unit	0	215	0.00%	215	215	100.00%
				Homeowner Housing Rehabilitated	Household Housing Unit	125	243	194.40%	97	106	109.28%
Homelessness - SL-1	11	Homeless	5 Yr ESG: \$1,750,000 2016/17: \$388,000	Homeless Person Overnight Shelter	Persons Assisted	4,345	11,067	254.71%	1,314	3,283	249.85%
				Overnight/Emergency Shelter/Transitional Housing Beds added	Beds	-	-				
Homelessness - DH-2	12	Homeless	5 Yr ESG: \$945,860 2016/17: \$212,642	Tenant-based rental assistance / Rapid Rehousing	Households Assisted	200	329	164.50%	76	114	150.00%
				Homelessness Prevention	Persons Assisted	280	194	69.29%	13	31	238.46%
Fair Housing	13	Fair Housing Public Facility	5 Yr CDBG: \$50,000 2015/16: \$12,000	Public Facility or Infrastructure Activities other than Low/Moderate Income Housing Benefit	Persons Assisted	-	-				
				Other	Other-Persons Assisted	15,000	16,813	112.09%	4,200	6,107	145.40%
Administration	14	Administration	5 Yr CDBG: \$7,240,000 / HOME: \$979,270 / ESG: \$218,500 2016/17: CDBG \$1,546,365 / HOME: \$186,480/ ESG: \$48,700	Other	Other						
Shelter the Homeless - TBRA	15	Affordable Housing- Homeless	5 Yr HOME: \$445,995 2016/17: \$150,000	Tenant-based rental assistance / Rapid Rehousing	Households Assisted	25	494	1976.00%	333	0	0.00%
First Time Homebuyer Assistance	16	Affordable Housing	5 Yr HOME: \$2,681,165 2016/17: \$549,299	Homeowner Housing Added	Household Housing Unit	-	13	0.00%	0	13	0.00%
				Direct Financial Assistance to Homebuyers	Households Assisted	65	39	60.00%	25	0	0.00%

Expand the Affordable Rental Housing Stock	17	Affordable Housing	5 Yr HOME: \$2,681,165 2016/17: \$699,299	Rental units constructed	Household Housing Unit	55	38	69.09%	35	0	0.00%
CHDO Set Aside	22	Affordable Housing	5 Yr HOME: \$1,255,115 2016/17: \$279,720	Rental units constructed	Household Housing Unit	5	16	320.00%	68	0	0.00%

Accomplishments Associated With More Than One Strategic Plan Goal

Project Name	Activity Name	Goals	Outcome Unit of Measure	Outcome Actual - Program Year
8.33-14 - HOME CHDO Set-Aside	Orange Blossom III Apartments	CHDO Set Aside Expand the Affordable Rental Housing Stock Improve the Conditions of Substandard Housing	Household Housing Unit	7

Accomplishments Not Associated With a Strategic Plan Goal (Projects prior to first Con-Plan/OYAP 2014)

Project Name	Activity Name	Goal Outcome Indicator	Outcome Unit of Measure	Outcome Actual - Program Year	
2012 Security Deposit Assistance Program/HA	2012 Security Deposit Assistance Program/HA	Tenant-based rental assistance / Rapid Rehousing	Households Assisted	542	HOME
	North Shore Groups 5 & 6	Homeowner Housing Added	Household Housing Unit	11	HOME
HOME Community Housing Development Organization (CHDO) Set-Aside	Sunset Springs Self-Help	Homeowner Housing Added	Household Housing Unit	11	HOME
HOME New Construction	TBRA 2014	Tenant-based rental assistance / Rapid Rehousing	Households Assisted	52	HOME
Mid-County Regional Service Center	3.99-13 - Mid-County Regional Service Center	Public Facility or Infrastructure Activities other than Low/Moderate Income Housing Benefit	Persons Assisted	261	CDBG
2.EV.02-12 - Sidewalk Improvement Project	2.EV.02-12 - Sidewalk Improvement Project	Public Facility or Infrastructure Activities other than Low/Moderate Income Housing Benefit	Persons Assisted	633	CDBG

PR03 - BOSMAC Report (Summary of CDBG Activities)

PR03- BOSMAC (original)
16-Aug-17
Grantee: RIVERSIDE COUNTY
Rpt Program Year: 2016

Year	IDIS Activity #	Activity Name	NatObj	PctLM	MTX	Status	Object ives	Outco mes	Funded	Draw Thru Amount	Draw In Amount	Balance	Accomp Type	Total Race	Total
2015	5690	0.143-15 - Home Enhancement Grant Program	LMH	0	14A	O	2	2	366,589.55	133,430.03	114,529.34	233,159.52	10	0	0
2015	5957	0.143-15-1 HEG4.06-15	LMH	0	14A	C	2	2	19,065.45	19,065.45	19,065.45	0.00	10	1	1
2015	5963	0.143-15-2	LMH	0	14A	O	2	2	9,345.00	9,345.00	9,345.00	0.00	10	1	0
2015	5832	0.145-15 - Activity Delivery Cost- Critical Home Maintenance & Repair Program	LMH	0	14A	C	2	2	6,815.19	6,815.19	6,355.22	0.00	10	0	0
2015	5693	0.145-15 - Critical Home Maintenance & Repair Program	LMH	0	14A	C	2	2	23,604.94	23,604.94	23,604.94	0.00	10	4	4
2015	5699	0.151-15 - Riverside County Affordable Solar Housing Program	LMH	0	14F	C	2	2	10,768.89	10,768.89	5,768.89	0.00	10	2	2
2016	5854	0.153-16 - Operation School Bell	LMC	0	05	C	1	1	37,311.00	37,311.00	37,311.00	0.00	01	304	304
2016	5855	0.154-16 - Domestic Violence Services	LMC	0	05G	C	1	1	17,723.00	17,723.00	17,723.00	0.00	01	1368	1368
2016	5856	0.155-16 - H.O.P.E. Program	LMC	0	05	C	1	1	71,711.00	71,711.00	71,711.00	0.00	01	636	636
2016	5857	0.156-16 - Blythe Harmony Kitchen	LMC	0	05W	C	1	1	15,669.57	15,669.57	15,669.57	0.00	01	376	376
2016	5858	0.157-16 - Boys and Girls Club-Camp Kids Program	LMC	0	05L	C	1	1	21,268.00	21,268.00	21,268.00	0.00	01	47	47
2016	5859	0.158-16 - Project Independence	LMC	0	05N	C	1	2	7,562.00	7,562.00	7,562.00	0.00	01	3	3
2016	5860	0.159-16 - Court Appointed Special Advocates (CASA) Program	LMC	0	05N	C	1	1	122,000.00	122,000.00	122,000.00	0.00	01	130	130
2016	5861	0.160-16 - Community Impact Plans	LMA	62.85	15	C	1	3	664,072.03	664,072.03	664,072.03	0.00	01	0	118585
2016	5862	0.161-16 - Home Enhancement Program- Pre 1978	LMH	0	14A	O	2	2	200,000.00	12,089.57	12,089.57	187,910.43	10	0	0
2016	5863	0.162-16 - Community Food Pantry of Murrieta	LMC	0	05	C	1	1	70,000.00	70,000.00	70,000.00	0.00	01	1164	1164
2016	5864	0.163-16 - Critical Home Maintenance and Repair Program	LMH	0	14A	O	2	2	114,782.00	14,443.41	14,443.41	100,338.59	10	1	1
2016	5865	0.164-16 - Digital Learning for Disadvantaged Youth	LMC	0	05	C	1	1	10,000.00	10,000.00	10,000.00	0.00	01	125	125
2016	5866	0.165-16 - Care-A-Van Transit	LMC	0	05A	C	1	1	13,000.00	13,000.00	13,000.00	0.00	01	463	463

Rpt Program Year: 2016

IDIS Activity															
Year	#	Activity Name	NatObj	PctLM	MTX	Status	Objectives	Outcomes	Funded	Draw Thru Amount	Draw In Amount	Balance	Accomp Type	Total Race	Total
2016	5867	0.166-16 - Womens Health Assistance Program	LMC	0	05M	C	1	1	15,000.00	15,000.00	15,000.00	0.00	01	69	69
2016	5868	0.167-16 - Kin Care	LMC	0	05N	C	1	1	10,000.00	10,000.00	10,000.00	0.00	01	176	176
2015	5703	1.76-15 - 1st District Public Facility Fund	LMC	0	03	X	1	3	0.00	0.00	0.00	0.00	11	0	0
2015	5813	1.77-15 - Activity Delivery Cost- Good Hope Park Improvements	LMA	66.16	03F	O	1	3	23,238.72	12,302.39	12,184.45	10,936.33	11	0	0
2015	5795	1.77-15 - Good Hope Park Improvements	LMA	65.03	03F	O	1	3	793,565.80	32,810.20	32,810.20	760,755.60	11	0	0
2016	5869	1.79-16 - Whiteside Manors Transitional Housing for Dually Diagnosed	LMC	0	03T	C	1	1	10,000.00	10,000.00	10,000.00	0.00	01	35	35
2016	5870	1.80-16 - Mead Valley Community Center	LMA	54.84	05	C	1	1	34,000.00	34,000.00	34,000.00	0.00	01	0	36120
2016	5871	1.81-16 - Good Hope Community Center	LMA	65.03	05	C	1	1	24,500.00	24,500.00	24,500.00	0.00	01	0	26540
2016	5872	1.82-16 - Wildomar Senior Center Transportation Program	LMC	0	05A	C	1	1	35,000.00	35,000.00	35,000.00	0.00	01	241	241
2016	5873	1.83-16 - Mead Valley Community Center Public Facility	LMA	54.84	03E	X	1	1	0.00	0.00	0.00	0.00	11	0	0
2016	5874	1.84-16 - 1st District Public Facility Fund	LMC	0	03	X	1	3	0.00	0.00	0.00	0.00	11	0	0
2016	5936	1.85-16 - Mead Valley Library Improvement	LMA	70.07	03E	X	1	1	0.00	0.00	0.00	0.00	11	0	0
2014	5587	1.CL.02-14 - Home Repair Program	LMH	0	14A	C	2	2	39,356.00	39,356.00	9,200.00	0.00	10	5	5
2015	5746	1.CL.04-15- Canyon Lake Home Repair Program	LMH	0	14A	X	2	2	0.00	0.00	0.00	0.00	10	0	0
2016	5916	1.CL.06-16- Canyon Lake Home Repair Program	LMH	0	14A	X	2	2	0.00	0.00	0.00	0.00	10	0	0
2014	5588	1.LE.36-14 - City of Lake Elsinore Sidewalk Improvements	LMA	65	03L	C	1	1	178,032.84	178,032.84	175,008.06	0.00	01	0	10480
2014	5594	1.LE.42-14 - CDBG Administrative Costs-EDA	0	0	21A	C	0	0	46,418.00	46,418.00	6,767.62	0.00	0	0	0
2015	5754	1.LE.44-15 - Lake Elsinore Sidewalk Improvements	LMA	64.98	03L	C	1	1	51,836.50	51,836.50	51,836.50	0.00	01	0	10480
2015	5755	1.LE.45-15 - Lake Elsinore Senior Center	LMC	0	03A	X	1	1	0.00	0.00	0.00	0.00	11	0	0
2015	5759	1.LE.49-15 - CDBG Administrative Cost - EDA	0	0	21A	O	0	0	50,889.00	48,102.73	48,102.73	2,786.27	0	0	0
2016	5925	1.LE.51-16 - Rehabilitation of Sheriff Station to Community Center	LMA	63.47	03E	O	1	1	485,605.94	21,979.85	21,979.85	463,626.09	11	0	0

Rpt Program Year: 2016

IDIS Activity															
Year	#	Activity Name	NatObj	PctLM	MTX	Status	Objectives	Outcomes	Funded	Draw Thru Amount	Draw In Amount	Balance	Accomp Type	Total Race	Total
2016	5926	1.LE.52-16 - Code Enforcement	LMA	57.51	15	C	1	3	50,000.00	50,000.00	50,000.00	0.00	01	0	24195
2016	5927	1.LE.53-16 - Boys and Girls Clubs of Southwest County	LMC	0	05L	C	1	2	10,000.00	10,000.00	10,000.00	0.00	01	35	35
2016	5928	1.LE.54-16 - Vista Community Clinic	LMC	0	05M	C	1	1	11,837.81	11,837.81	11,837.81	0.00	01	97	97
2016	5929	1.LE.55-16 - CDBG Administrative Cost - EDA	0	0	21A	O	0	0	54,520.00	882.71	882.71	53,637.29	0	0	0
2015	5769	1.WD.12-15 - Wildomar/Sedco Sidewalk Project	LMA	74.09	03L	O	1	3	246,400.75	8,496.51	8,496.51	237,904.24	01	0	0
2016	5933	1.WD.14-16 - Code Enforcement Enhancement Program	LMA	74.09	15	C	1	3	16,116.75	16,116.75	16,116.75	0.00	01	0	1235
2016	5940	1.WD.15-16 - City of Wildomar Gateway Park Project	LMA	74.09	03F	O	1	3	116,448.00	14,435.85	14,435.85	102,012.15	11	0	0
2013	5464	2.57-13 - Eddie Dee Smith Senior Center Improvement Project	LMC	0	03A	O	1	3	852,147.96	187,173.75	1,107.36	664,974.21	11	0	0
2016	5875	2.70-16 - Highgrove Community Services Program	LMA	57.03	05	C	1	1	83,272.00	83,272.00	83,272.00	0.00	01	0	5050
2016	5876	2.71-16 - Eddie Dee Smith Senior Center	LMC	0	05A	C	1	1	47,575.00	47,575.00	47,575.00	0.00	01	399	399
2016	5877	2.72-16 - Corona/Norco YMCA Childcare Facility Improvements	LMC	0	03M	O	1	1	61,050.00	2,311.40	2,311.40	58,738.60	11	0	0
2016	5878	2.73-16 - Jurupa Valley Boxing Club Improvements	LMC	0	03G	O	1	1	90,219.62	2,072.01	2,072.01	88,147.61	11	0	0
2016	5879	2.74-16 - 2nd District Public Facility Fund	LMC	0	03	X	1	3	0.00	0.00	0.00	0.00	11	0	0
2012	5354	2.EV.02-12 - Sidewalk Improvement Project	LMC	0	03L	C	1	1	164,407.68	164,407.68	141,584.19	0.00	01	633	633
2014	5601	2.EV.06-14 - Eastvale Pedestrian Accessibility Improvements - Phase III	LMC	0	03L	O	1	1	252,887.67	99,474.31	78,998.72	153,413.36	01	0	0
2015	5750	2.EV.09-15 - Eastvale Pedestrian Accessibility Improvements	LMC	0	03L	O	1	1	133,152.00	82,917.71	82,917.71	50,234.29	01	0	0
2016	5919	2.EV.12-16 - Eastvale Pedestrian Accessibility-Phase II	LMC	0	03L	O	1	1	135,971.89	383.25	383.25	135,588.64	01	0	0
2016	5920	2.EV.13-16 - Youth Recreation Scholarship Program	LMC	0	05D	X	1	2	0.00	0.00	0.00	0.00	01	0	0
2015	5753	2.JV.01-15 - Citywide ADA Curb and Sidewalk Upgrades	LMC	0	03L	C	1	1	120,393.06	120,393.06	120,393.06	0.00	01	14501	14501
2016	5922	2.JV.03-16 - Citywide ADA Curb and Sidewalk Upgrades, Phase II	LMC	0	03L	O	1	1	115,782.00	1,952.59	1,952.59	113,829.41	01	0	0
2014	5671	2.NR.35-14 - Norco Community Center ADA Upgrades	LMC	0	03E	O	1	1	171,359.81	3,751.68	3,751.68	167,608.13	11	0	0

Rpt Program Year: 2016

IDIS Activity															
Year	#	Activity Name	NatObj	PctLM	MTX	Status	Objectives	Outcomes	Funded	Draw Thru Amount	Draw In Amount	Balance	Accomp Type	Total Race	Total
2015	5765	2.NR.38-15 - Ingalls Park ADA Restroom Project Phase II	LMC	0	03F	O	1	1	74,657.00	4,149.50	4,149.50	70,507.50	11	0	0
2016	5931	2.NR.40-16 - Ingalls Park ADA Restroom Project Phase II	LMC	0	03F	O	1	1	70,507.18	660.98	660.98	69,846.20	11	0	0
2016	5932	2.NR.41-16 - Senior Recreation and Community Services	LMC	0	05A	C	1	1	11,671.82	11,671.82	11,671.82	0.00	01	1139	1139
2015	5814	3.115-15 - Activity Delivery Cost- San Jacinto Parks Improvements Project	LMA	56.92	03F	O	1	3	14,000.00	13,289.58	11,566.55	710.42	11	0	0
2015	5796	3.115-15 - San Jacinto Parks Improvements Project	LMA	56.92	03F	O	1	3	500,000.00	370,058.57	370,058.57	129,941.43	11	0	0
2016	5880	3.119-16 - Idyllwild HELP Center	LMC	0	05	C	1	1	40,000.00	40,000.00	40,000.00	0.00	01	201	201
2016	5881	3.120-16 - Operation School Bell	LMC	0	05	C	1	2	10,000.00	10,000.00	10,000.00	0.00	01	101	101
2016	5882	3.121-16 - Emergency Community Food Pantry	LMC	0	05W	C	1	1	10,000.00	10,000.00	10,000.00	0.00	01	4689	4689
2016	5883	3.122-16 - FSA San Jacinto Senior Service Program	LMC	0	05A	C	1	1	30,000.00	30,000.00	30,000.00	0.00	01	512	512
2016	5884	3.123-16 - Camp Elk Scholarship Program	LMC	0	05	C	1	2	5,000.00	5,000.00	5,000.00	0.00	01	23	23
2016	5885	3.124-16 - Anza Community Hall Improvement Project	LMA	59.33	03E	O	1	1	171,246.00	142,602.82	142,602.82	28,643.18	11	0	0
2016	5886	3.125-16 - Water Pipeline Replacement	LMA	54.13	03J	O	1	1	169,785.30	69,242.02	69,242.02	100,543.28	01	0	0
2016	5887	3.126-16 - Youth Scholarship Program	LMC	0	05D	C	1	2	5,000.00	5,000.00	5,000.00	0.00	01	125	125
2016	5888	3.127-16 - VRS Bus Ticket Home Program	LMC	0	03T	C	1	1	10,000.00	10,000.00	10,000.00	0.00	01	19	19
2016	5935	3.128-16 - Community Multi-Service/Food Pantry of Murrieta	LMC	0	03	O	1	1	104,000.00	17,411.93	17,411.93	86,588.07	01	0	0
2016	5938	3.129-16 - San Jacinto Mountain Community Center Project	SBA	0	03E	O	1	3	309,059.70	17,702.78	17,702.78	291,356.92	11	0	0
2016	5949	3.130-16 - T.H.E. Center Facility Improvements	LMC	0	03B	O	1	1	10,000.00	0.00	0.00	10,000.00	11	0	0
2013	5472	3.99-13 - Mid-County Regional Service Center	LMC	0	03	C	1	3	900,379.67	900,379.67	188,447.45	0.00	01	261	261
2011	5197	3.MR.23-11 - Murrieta Senior Center Expansion Project	LMC	0	03A	O	1	3	461,677.70	455,400.04	25,715.47	6,277.66	11	0	0
2012	5817	3.MR.28-12 - Activity Delivery Cost- Murrieta Senior Center Expansion Project	LMC	0	03A	X	1	1	0.00	0.00	0.00	0.00	11	0	0
2012	5365	3.MR.28-12 - Murrieta Senior Center Expansion	LMC	0	03A	O	1	1	404,963.32	10,832.63	10,832.63	394,130.69	11	0	0

Rpt Program Year: 2016

IDIS Activity															
Year	#	Activity Name	NatObj	PctLM	MTX	Status	Objectives	Outcomes	Funded	Draw Thru Amount	Draw In Amount	Balance	Accomp Type	Total Race	Total
2013	5512	3.MR.32-13 - Senior Center Recreation Facility Improvement Project	LMC	0	03A	O	1	1	308,220.00	20,366.87	20,085.03	287,853.13	11	0	0
2014	5613	3.MR.34-14 - Murrieta Community Center ADA Restroom Project	LMC	0	03E	O	1	1	258,169.00	174,682.29	19,561.50	83,486.71	11	0	0
2015	5762	3.MR.37-15 - Pedestrian Safety Enhancement Project	LMC	0	03L	O	1	1	239,909.00	689.81	689.81	239,219.19	01	0	0
2016	5930	3.MR.39-16 - Pedestrian Safety Enhancement Project 2016-2017	LMC	0	03L	O	1	1	234,483.00	971.70	971.70	233,511.30	01	0	0
2015	5815	3.SJ.04-15 - Activity Delivery Cost- Downtown San Jacinto Street Improvements	LMA	78.09	03K	O	1	3	11,349.13	8,179.47	7,359.27	3,169.66	01	0	0
2015	5766	3.SJ.04-15 - Downtown San Jacinto Street Improvements	LMA	78.09	03K	O	1	3	419,233.14	375,251.97	375,251.97	43,981.17	01	0	0
2015	5831	3.SJ.05-15 -San Jacinto Code Enforcement	LMA	67.64	15	C	1	3	141,075.86	141,075.86	111,980.94	0.00	01	0	20085
2014	5625	4.164-14 - S.C.R.A.P. Gallery Mural Program	LMA	74.6	03	O	1	1	18,000.00	11,197.88	2,290.52	6,802.12	01	0	0
2014	5812	4.168-14 - Activity Delivery Cost- Colorado River Community Center	LMA	66.76	03	O	1	1	37,570.00	31,743.78	28,724.41	5,826.22	01	0	0
2014	5670	4.168-14 - Colorado River Community Center	LMA	66.76	03	O	1	1	195,207.17	156,953.32	156,372.60	38,253.85	01	0	0
2015	5827	4.186-15 - Activity Delivery Cost- Desert Arc ADA Improvements	LMC	0	03B	C	1	1	308.98	308.98	193.28	0.00	11	0	0
2015	5733	4.186-15 - Desert Arc ADA Improvements	LMC	0	03B	C	1	1	30,000.00	30,000.00	29,520.00	0.00	11	409	409
2015	5823	4.188-15 - Activity Delivery Cost- Desert AIDS Generator Project, Phase I	LMC	0	03S	C	1	1	3,714.98	3,714.98	3,065.59	0.00	11	0	0
2015	5735	4.188-15 - Desert AIDS Generator Project, Phase I	LMC	0	03S	C	1	1	34,304.66	34,304.66	34,304.66	0.00	11	4775	4775
2015	5794	4.191-15 - North Shore Community Park	LMA	80	03F	O	1	3	291,281.67	289,566.42	182,226.67	1,715.25	11	0	0
2016	5889	4.193-16 - St. Elizabeth Food Pantry	LMC	0	05W	C	1	1	6,000.00	6,000.00	6,000.00	0.00	01	340	340
2016	5890	4.194-16 - Mecca Comfort Station	LMC	0	05	C	1	1	50,000.00	50,000.00	50,000.00	0.00	01	147	147
2016	5891	4.195-16 - Food Assistance Program	LMC	0	05W	C	1	1	16,000.00	16,000.00	16,000.00	0.00	01	2002	2002
2016	5892	4.196-16 - Mental Health Counseling	LMC	0	05O	X	1	1	0.00	0.00	0.00	0.00	01	0	0
2016	5893	4.197-16 - Las Mananitas I and II Migrant Farmworker Housing	LMC	0	03T	C	1	1	16,000.00	16,000.00	16,000.00	0.00	01	134	134
2016	5894	4.198-16 - Paseo de los Heroes II After School Program	LMC	0	05	C	1	2	8,780.00	8,780.00	8,780.00	0.00	01	35	35

Rpt Program Year: 2016

IDIS Activity															
Year	#	Activity Name	NatObj	PctLM	MTX	Status	Objectives	Outcomes	Funded	Draw Thru Amount	Draw In Amount	Balance	Accomp Type	Total Race	Total
2016	5895	4.199-16 - Indio Hills After-School Program	LMC	0	05	C	1	1	9,961.56	9,961.56	9,961.56	0.00	01	40	40
2016	5896	4.200-16 - North Shore After School Program	LMC	0	05	C	1	1	10,000.00	10,000.00	10,000.00	0.00	01	46	46
2016	5897	4.201-16 - Community Recreation Services and Community Engagement	LMA	69.24	05	C	1	1	16,390.10	16,390.10	16,390.10	0.00	01	0	49700
2016	5898	4.202-16 - Warriors to Work Program	LMC	0	05H	C	1	1	1,888.87	1,888.87	1,888.87	0.00	01	17	17
2016	5899	4.203-16 - Desert Arc Facility Improvement Project	LMC	0	03B	C	1	1	45,158.11	45,158.11	45,158.11	0.00	11	470	470
2016	5900	4.204-16 - Desert AIDS Generator Project, Phase II	LMC	0	03S	C	1	1	90,205.91	90,205.91	90,205.91	0.00	11	2554	2554
2016	5901	4.205-16 - Roys Desert Resource Center	LMC	0	03T	C	1	1	10,000.00	10,000.00	10,000.00	0.00	01	400	400
2016	5902	4.206-16 - Transitional Housing Program	LMC	0	03T	C	1	1	10,000.00	10,000.00	10,000.00	0.00	01	61	61
2016	5903	4.207-16 - MVK Energy Improvement Project	LMC	0	03C	C	1	1	82,336.87	82,336.87	82,336.87	0.00	11	494	494
2016	5904	4.208-16 - Riverside County Women Veterans Business Initiative	LMCMC	0	18C	C	3	1	10,000.00	10,000.00	10,000.00	0.00	08	7	7
2016	5905	4.209-16 - 4th District Public Facility Fund	LMC	0	03	X	1	3	0.00	0.00	0.00	0.00	11	0	0
2000	1931	4.259 TORRES-MARTINEZ MOBILE HOME PARK	LMA	78.9	03	X	1	3	191,763.20	191,763.20	0.00	0.00	11	0	0
2004	3393	4.259X TORRES-MARTINEZ MOBILE HOME PARK	LMH	0	12	X	0	0	0.00	0.00	0.00	0.00	10	0	0
2015	5745	4.BL.37-15 - Park Improvement Project	LMA	55.63	03F	C	1	1	91,270.35	91,270.35	91,270.35	0.00	11	0	15440
2016	5915	4.BL.39-16 - Blythe Park Improvements	LMA	55.63	03F	C	1	1	36,078.28	36,078.28	36,078.28	0.00	11	0	15440
2015	5747	4.CO.10-15 - Code Enforcement Program	LMA	62.18	15	C	1	3	362,666.19	362,666.19	262,666.19	0.00	01	0	48605
2016	5917	4.CO.13-16 - Code Enforcement Program	LMA	62.82	15	O	1	3	344,662.00	149,015.85	149,015.85	195,646.15	01	0	0
2015	5818	4.DHS.20-15 - Activity Delivery Cost- Park Improvement Project	LMA	62.58	03F	O	1	3	5,000.00	1,425.92	1,425.92	3,574.08	11	0	0
2015	5749	4.DHS.20-15 - Park Improvement Project	LMA	62.58	03F	O	1	3	212,648.00	9,665.23	9,665.23	202,982.77	11	0	0
2016	5918	4.DHS.23-16 - Park Improvement Project	LMA	62.58	03F	O	1	3	208,934.00	145.32	145.32	208,788.68	11	0	0
2015	5824	4.IW.10-15 - Activity Delivery Cost- ADA Improvement Project	LMH	0	14D	C	2	2	1,197.27	1,197.27	1,044.24	0.00	10	0	0

Rpt Program Year: 2016

IDIS Activity															
Year	#	Activity Name	NatObj	PctLM	MTX	Status	Objectives	Outcomes	Funded	Draw Thru Amount	Draw In Amount	Balance	Accomp Type	Total Race	Total
2015	5752	4.IW.10-15 - ADA Improvement Project	LMH	0	14D	C	2	2	19,625.15	19,625.15	19,625.15	0.00	10	89	89
2016	5921	4.IW.11-16 - Resident Mobility Project	LMH	0	14D	C	2	2	35,630.47	35,630.47	35,630.47	0.00	10	215	215
2016	5923	4.LQ.26-16 - City of La Quinta ADA Improvements	LMC	0	03	C	1	1	109,375.45	109,375.45	109,375.45	0.00	01	3711	3711
2016	5924	4.LQ.27-16 - Boys and Girls Club- Coachella Valley	LMC	0	05	C	1	2	18,360.00	18,360.00	18,360.00	0.00	01	72	72
2015	5819	5.76-15 - Activity Delivery Cost- Noble Creek Park Improvement Project	LMC	0	03F	C	1	1	7,189.35	7,189.35	6,817.16	0.00	11	0	0
2015	5740	5.76-15 - Noble Creek Park Improvement Project	LMC	0	03F	C	1	1	43,396.00	43,396.00	43,396.00	0.00	11	2583	2583
2015	5821	5.80-15 - Activity Delivery Cost- March Field Air Museum ADA Project	LMC	0	03	C	1	1	23,815.43	23,815.43	23,176.41	0.00	01	0	0
2015	5785	5.80-15 - March Field Air Museum ADA Project	LMC	0	03	C	1	1	114,430.00	114,430.00	100,530.00	0.00	01	266160	266160
2016	5906	5.81-16 - Teen Leader Program	LMC	0	05D	C	1	1	5,000.00	5,000.00	5,000.00	0.00	01	10	10
2016	5907	5.82-16 - Menifee Valley Community Cupboard	LMC	0	05W	C	1	1	10,000.00	10,000.00	10,000.00	0.00	01	1182	1182
2016	5908	5.83-16 - Veterans Initiative and CHAMPS Program	LMC	0	03T	C	1	1	1,571.72	1,571.72	1,571.72	0.00	01	5	5
2016	5909	5.84-16 - Cabazon Community Services Program	LMA	65.17	05	C	1	1	100,000.00	100,000.00	100,000.00	0.00	01	0	2555
2016	5910	5.85-16 - 5th District Public Facility Fund	LMC	0	03	X	1	3	0.00	0.00	0.00	0.00	11	0	0
2016	5946	5.87-16 - Perris Valley Cemetery ADA Compliance Improvements	LMC	0	03	O	1	1	362,631.99	9,625.83	9,625.83	353,006.16	01	0	0
2015	5744	5.BEA.27-15 - Street and Sidewalk Project	LMA	60.94	03K	O	1	1	149,627.00	24,231.19	24,231.19	125,395.81	01	0	0
2015	5822	5.BEA.27-15 -Activity Delivery Cost- Street and Sidewalk Project	LMA	60.94	03K	O	1	1	23,000.00	17,631.03	17,219.54	5,368.97	01	0	0
2016	5912	5.BEA.29-16 - Stewart Park Improvements	LMA	76.1	03F	X	1	1	0.00	0.00	0.00	0.00	11	0	0
2016	5913	5.BEA.30-16 - Sidewalk Improvement Project	LMA	60.94	03L	O	1	1	153,549.98	7,638.90	7,638.90	145,911.08	01	0	0
2016	5914	5.BEA.31-16 - The Arc of Riverside County	LMC	0	05B	X	1	1	0.00	0.00	0.00	0.00	01	0	0
2014	5643	5.BEA-24-14 - Sidewalk Improvement Project	LMA	60.9	03L	C	1	1	327,838.41	327,838.41	323,943.95	0.00	01	0	8525
2015	5825	5.BN.32-15 - Activity Delivery Cost- Lions Park ADA Improvements	LMA	63.05	03F	C	1	1	357.52	357.52	175.10	0.00	11	0	0

Rpt Program Year: 2016

IDIS Activity															
Year	#	Activity Name	NatObj	PctLM	MTX	Status	Objectives	Outcomes	Funded	Draw Thru Amount	Draw In Amount	Balance	Accomp Type	Total Race	Total
2015	5778	5.BN.32-15 - Lions Park ADA Improvements	LMA	63.05	03F	C	1	1	125,534.37	125,534.37	19,371.30	0.00	11	0	13134
2016	5911	5.BN.34-16 - Banning Community/Senior Center Rehabilitation Project	LMA	71.93	03	O	1	1	225,614.63	5,547.23	5,547.23	220,067.40	01	0	0
2014	5563	9.122-14 - Riverside County Cultural Center-Golden years Pavilion Improvements	LMC	0	03	X	1	1	0.00	0.00	0.00	0.00	01	0	0
2014	5564	9.125-14 - Home Enhancement Rehab Program	LMH	0	14A	O	2	2	450,062.73	267,876.32	81,343.98	182,186.41	10	0	0
2014	5953	9.125-14-1 HEPBM3-03	LMH	0	14A	C	2	2	13,681.00	13,681.00	13,681.00	0.00	10	1	1
2014	5954	9.125-14-2 HEPBM2-01	LMH	0	14A	C	2	2	13,257.00	13,257.00	13,257.00	0.00	10	1	1
2014	5955	9.125-14-3 HEPBM3-2	LMH	0	14A	C	2	2	18,543.00	18,543.00	18,543.00	0.00	10	1	1
2014	5956	9.125-14-4 HEG5.04-14	LMH	0	14A	C	2	2	9,851.00	9,851.00	9,851.00	0.00	10	1	1
2014	5964	9.125-14-5 Home Rehab	LMH	0	14A	O	2	2	25,000.00	700.00	700.00	24,300.00	10	0	0
2014	5659	9.128-14 Economic Development-MicroEnterprise	LMCMC	0	18C	O	3	1	398,135.00	57,778.36	37,563.45	340,356.64	08	0	0
2014	5951	9.128-14-1 - Clochan Concrete	LMCMC	0	18C	O	3	1	9,500.00	8,799.40	8,799.40	700.60	08	0	0
2015	5675	9.128-15 - CDBG Program Administration	0	0	21A	C	0	0	1,334,588.00	1,334,588.00	175,888.39	0.00	0	0	0
2014	5660	9.129-14 - Economic Development-Financial Assistance	LMJ	0	18A	O	3	1	407,636.00	39,169.65	25,492.53	368,466.35	13	0	0
2015	5678	9.132-15 - Economic Development Assistance Fund	LMJ	0	18A	O	3	1	50,000.00	23,335.81	15,041.88	26,664.19	13	0	0
2015	5776	9.133-15 - Countywide Road Improvement Projects	LMC	0	03	X	1	3	0.00	0.00	0.00	0.00	11	0	0
2015	5777	9.134-15 - Countywide Public Facility Fund	LMC	0	03	X	1	3	0.00	0.00	0.00	0.00	11	0	0
2015	5787	9.135-15 - CDBG Program Administration-20%PI	0	0	21A	C	0	0	14,739.24	14,739.24	648.09	0.00	0	0	0
2015	5809	9.137-15 - Ripley Waterwaste System Improvements	LMA	86.36	03J	C	1	3	171,585.33	171,585.33	69,827.73	0.00	01	0	990
2015	5811	9.139-15 - Desert Center Wastewater System Improvements	LMA	62.25	03J	C	1	3	34,510.66	34,510.66	760.66	0.00	01	0	2000
2016	5845	9.141-16 - CDBG Program Administration	0	0	21A	O	0	0	1,356,845.00	1,002,205.80	1,002,205.80	354,639.20	0	0	0
2016	5846	9.142-16 - Fair Housing Program Administration	0	0	21D	O	0	0	135,000.00	111,600.05	111,600.05	23,399.95	0	0	0

Rpt Program Year: 2016

Year	IDIS Activity #	Activity Name	NatObj	PctLM	MTX	Status	Object ives	Outco mes	Funded	Draw Thru Amount	Draw In Amount	Balance	Accomp Type	Total Race	Total
2016	5847	9.143-16 - Fair Housing Public Facility Fund	LMC	0	03	C	1	1	10,495.01	10,495.01	10,495.01	0.00	01	6107	6107
2016	5848	9.144-16 - Community Enhancement Program	LMA	54.52	05V	C	1	3	31,270.50	31,270.50	31,270.50	0.00	01	0	12730
2016	5849	9.145-16 - Economic Development - MicroEnterprise	LMCMC	0	18C	O	3	1	100,000.00	14,506.44	14,506.44	85,493.56	08	0	0
2016	5850	9.146-16 - Include Me	LMC	0	05B	X	1	1	0.00	0.00	0.00	0.00	01	0	0
2016	5851	9.147-16 - EDM ADA Assessment	LMC	0	03	O	1	1	138,703.78	960.53	960.53	137,743.25	01	0	0
2016	5852	9.148-16 - Countywide Improvement Projects	LMC	0	03	O	1	3	364,703.84	0.00	0.00	364,703.84	11	0	0
2016	5853	9.149-16 -Countywide Public Facility Fund	LMC	0	03	O	1	3	301,057.84	0.00	0.00	301,057.84	11	0	0
2016	5944	9.150-16 - CDBG Program Administration-20% PI	0	0	21A	C	0	0	13,731.50	13,731.50	13,731.50	0.00	0	0	0
2016	5945	9.151-16 - Hunter Street Road Improvements	LMA	75.51	03K	C	1	3	176,581.41	176,581.41	176,581.41	0.00	01	0	3185

8,020,674.45

PR03 - Geographic Distribution

PR03- BOSMAC (original)**24-Aug-16****Grantee: RIVERSIDE COUNTY****Rpt Program Year: 2016**

Year	IDIS Activity #	Activity Name	NatObj	MTX	Status	Funded	Draw Thru Amount	Draw In Amount	Balance	Accomp Type	
2015	5690	0.143-15 - Home Enhancement Grant Program	LMH	14A	O	241,589.55	133,430.03	114,529.34	108,159.52	10	CW
2015	5957	0.143-15-1 HEG4.06-15	LMH	14A	C	19,065.45	19,065.45	19,065.45	0.00	10	CW
2015	5963	0.143-15-2	LMH	14A	C	9,345.00	9,345.00	9,345.00	0.00	10	CW
2015	5832	0.145-15 - Activity Delivery Cost- Critical Home Maintenance & Repair Program	LMH	14A	C	6,815.19	6,815.19	6,355.22	0.00	10	CW
2015	5693	0.145-15 - Critical Home Maintenance & Repair Program	LMH	14A	C	23,604.94	23,604.94	23,604.94	0.00	10	CW
2015	5699	0.151-15 - Riverside County Affordable Solar Housing Program	LMH	14F	C	10,768.89	10,768.89	5,768.89	0.00	10	CW
2016	5854	0.153-16 - Operation School Bell	LMC	05	C	37,311.00	37,311.00	37,311.00	0.00	01	CW
2016	5855	0.154-16 - Domestic Violence Services	LMC	05G	C	17,723.00	17,723.00	17,723.00	0.00	01	CW
2016	5856	0.155-16 - H.O.P.E. Program	LMC	05	C	71,711.00	71,711.00	71,711.00	0.00	01	CW
2016	5857	0.156-16 - Blythe Harmony Kitchen	LMC	05W	C	15,669.57	15,669.57	15,669.57	0.00	01	CW
2016	5858	0.157-16 - Boys and Girls Club-Camp Kids Program	LMC	05L	C	21,268.00	21,268.00	21,268.00	0.00	01	CW
2016	5859	0.158-16 - Project Independence	LMC	05N	C	7,562.00	7,562.00	7,562.00	0.00	01	CW
2016	5860	0.159-16 - Court Appointed Special Advocates (CASA) Program	LMC	05N	C	122,000.00	122,000.00	122,000.00	0.00	01	CW
2016	5861	0.160-16 - Community Impact Plans	LMA	15	C	664,072.03	664,072.03	664,072.03	0.00	01	CW
2016	5862	0.161-16 - Home Enhancement Program- Pre 1978	LMH	14A	O	200,000.00	12,089.57	12,089.57	187,910.43	10	CW
2016	5863	0.162-16 - Community Food Pantry of Murrieta	LMC	05	C	70,000.00	70,000.00	70,000.00	0.00	01	CW

2016	5864	0.163-16 - Critical Home Maintenance and Repair Program	LMH	14A	O	114,782.00	14,443.41	14,443.41	100,338.59	10	CW
2016	5865	0.164-16 - Digital Learning for Disadvantaged Youth	LMC	05	C	10,000.00	10,000.00	10,000.00	0.00	01	CW
2016	5866	0.165-16 - Care-A-Van Transit	LMC	05A	C	13,000.00	13,000.00	13,000.00	0.00	01	CW
2016	5867	0.166-16 - Womens Health Assistance Program	LMC	05M	C	15,000.00	15,000.00	15,000.00	0.00	01	CW
2016	5868	0.167-16 - Kin Care	LMC	05N	C	10,000.00	10,000.00	10,000.00	0.00	01	CW
2015	5703	1.76-15 - 1st District Public Facility Fund	LMC	03	X	0.00	0.00	0.00	0.00	11	
2015	5813	1.77-15 - Activity Delivery Cost- Good Hope Park Improvements	LMA	03F	O	23,238.72	12,302.39	12,184.45	10,936.33	11	District
2015	5795	1.77-15 - Good Hope Park Improvements	LMA	03F	O	793,565.80	32,810.20	32,810.20	760,755.60	11	District
2016	5869	1.79-16 - Whiteside Manors Transitional Housing for Dually Diagnosed	LMC	03T	C	10,000.00	10,000.00	10,000.00	0.00	01	District
2016	5870	1.80-16 - Mead Valley Community Center	LMA	05	C	34,000.00	34,000.00	34,000.00	0.00	01	District
2016	5871	1.81-16 - Good Hope Community Center	LMA	05	C	24,500.00	24,500.00	24,500.00	0.00	01	District
2016	5872	1.82-16 - Wildomar Senior Center Transportation Program	LMC	05A	C	35,000.00	35,000.00	35,000.00	0.00	01	District
2016	5873	1.83-16 - Mead Valley Community Center Public Facility	LMA	03E	X	0.00	0.00	0.00	0.00	11	
2016	5874	1.84-16 - 1st District Public Facility Fund	LMC	03	X	0.00	0.00	0.00	0.00	11	
2016	5936	1.85-16 - Mead Valley Library Improvement	LMA	03E	X	0.00	0.00	0.00	0.00	11	
2014	5587	1.CL.02-14 - Home Repair Program	LMH	14A	C	39,356.00	39,356.00	9,200.00	0.00	10	Coop City
2015	5746	1.CL.04-15- Canyon Lake Home Repair Program	LMH	14A	X	0.00	0.00	0.00	0.00	10	
2016	5916	1.CL.06-16- Canyon Lake Home Repair Program	LMH	14A	X	0.00	0.00	0.00	0.00	10	
2014	5588	1.LE.36-14 - City of Lake Elsinore Sidewalk Improvements	LMA	03L	C	178,032.84	178,032.84	175,008.06	0.00	01	Metro City
2014	5594	1.LE.42-14 - CDBG Administrative Costs-EDA	0	21A	C	46,418.00	46,418.00	6,767.62	0.00	0	Metro City

2015	5754	1.LE.44-15 - Lake Elsinore Sidewalk Improvements	LMA	03L	C	51,836.50	51,836.50	51,836.50	0.00	01	Metro City
2015	5755	1.LE.45-15 - Lake Elsinore Senior Center	LMC	03A	X	0.00	0.00	0.00	0.00	11	
2015	5759	1.LE.49-15 - CDBG Administrative Cost - EDA	0	21A	O	50,889.00	48,102.73	48,102.73	2,786.27	0	ADMIN
2016	5925	1.LE.51-16 - Rehabilitation of Sheriff Station to Community Center	LMA	03E	O	485,605.94	21,979.85	21,979.85	463,626.09	11	Metro City
2016	5926	1.LE.52-16 - Code Enforcement	LMA	15	C	50,000.00	50,000.00	50,000.00	0.00	01	Metro City
2016	5927	1.LE.53-16 - Boys and Girls Clubs of Southwest County	LMC	05L	C	10,000.00	10,000.00	10,000.00	0.00	01	Metro City
2016	5928	1.LE.54-16 - Vista Community Clinic	LMC	05M	C	11,837.81	11,837.81	11,837.81	0.00	01	Metro City
2016	5929	1.LE.55-16 - CDBG Administrative Cost - EDA	0	21A	O	54,520.00	882.71	882.71	53,637.29	0	ADMIN
2015	5769	1.WD.12-15 - Wildomar/Sedco Sidewalk Project	LMA	03L	O	99,276.52	8,496.51	8,496.51	90,780.01	01	Coop City
2016	5933	1.WD.14-16 - Code Enforcement Enhancement Program	LMA	15	C	16,116.75	16,116.75	16,116.75	0.00	01	Coop City
2016	5940	1.WD.15-16 - City of Wildomar Gateway Park Project	LMA	03F	O	263,572.23	14,435.85	14,435.85	249,136.38	11	Coop City
2013	5464	2.57-13 - Eddie Dee Smith Senior Center Improvement Project	LMC	03A	O	852,147.96	187,173.75	1,107.36	664,974.21	11	District
2016	5875	2.70-16 - Highgrove Community Services Program	LMA	05	C	83,272.00	83,272.00	83,272.00	0.00	01	District
2016	5876	2.71-16 - Eddie Dee Smith Senior Center	LMC	05A	C	47,575.00	47,575.00	47,575.00	0.00	01	District
2016	5877	2.72-16 - Corona/Norco YMCA Childcare Facility Improvements	LMC	03M	O	61,050.00	2,311.40	2,311.40	58,738.60	11	District
2016	5878	2.73-16 - Jurupa Valley Boxing Club Improvements	LMC	03G	O	90,219.62	2,072.01	2,072.01	88,147.61	11	District
2016	5879	2.74-16 - 2nd District Public Facility Fund	LMC	03	X	0.00	0.00	0.00	0.00	11	
2012	5354	2.EV.02-12 - Sidewalk Improvement Project	LMC	03L	C	164,407.68	164,407.68	141,584.19	0.00	01	Coop City
2014	5601	2.EV.06-14 - Eastvale Pedestrian Accessibility Improvements - Phase III	LMC	03L	O	252,887.67	99,474.31	78,998.72	153,413.36	01	Coop City
2015	5750	2.EV.09-15 - Eastvale Pedestrian Accessibility Improvements	LMC	03L	O	133,152.00	82,917.71	82,917.71	50,234.29	01	Coop City

2016	5919	2.EV.12-16 - Eastvale Pedestrian Accessibility-Phase II	LMC	03L	O	135,971.89	383.25	383.25	135,588.64	01	Coop City
2016	5920	2.EV.13-16 - Youth Recreation Scholarship Program	LMC	05D	X	0.00	0.00	0.00	0.00	01	
2015	5753	2.JV.01-15 - Citywide ADA Curb and Sidewalk Upgrades	LMC	03L	C	120,393.06	120,393.06	120,393.06	0.00	01	Coop City
2016	5922	2.JV.03-16 - Citywide ADA Curb and Sidewalk Upgrades, Phase II	LMC	03L	O	115,782.00	1,952.59	1,952.59	113,829.41	01	Coop City
2014	5671	2.NR.35-14 - Norco Community Center ADA Upgrades	LMC	03E	O	171,359.81	3,751.68	3,751.68	167,608.13	11	Coop City
2015	5765	2.NR.38-15 - Ingalls Park ADA Restroom Project Phase II	LMC	03F	O	74,657.00	4,149.50	4,149.50	70,507.50	11	Coop City
2016	5931	2.NR.40-16 - Ingalls Park ADA Restroom Project Phase II	LMC	03F	O	70,507.18	660.98	660.98	69,846.20	11	Coop City
2016	5932	2.NR.41-16 - Senior Recreation and Community Services	LMC	05A	C	11,671.82	11,671.82	11,671.82	0.00	01	Coop City
2015	5814	3.115-15 - Activity Delivery Cost- San Jacinto Parks Improvements Project	LMA	03F	O	14,000.00	13,289.58	11,566.55	710.42	11	District
2015	5796	3.115-15 - San Jacinto Parks Improvements Project	LMA	03F	O	500,000.00	370,058.57	370,058.57	129,941.43	11	District
2016	5880	3.119-16 - Idyllwild HELP Center	LMC	05	C	40,000.00	40,000.00	40,000.00	0.00	01	District
2016	5881	3.120-16 - Operation School Bell	LMC	05	C	10,000.00	10,000.00	10,000.00	0.00	01	District
2016	5882	3.121-16 - Emergency Community Food Pantry	LMC	05W	C	10,000.00	10,000.00	10,000.00	0.00	01	District
2016	5883	3.122-16 - FSA San Jacinto Senior Service Program	LMC	05A	C	30,000.00	30,000.00	30,000.00	0.00	01	District
2016	5884	3.123-16 - Camp Elk Scholarship Program	LMC	05	C	5,000.00	5,000.00	5,000.00	0.00	01	District
2016	5885	3.124-16 - Anza Community Hall Improvement Project	LMA	03E	O	171,246.00	142,602.82	142,602.82	28,643.18	11	District
2016	5886	3.125-16 - Water Pipeline Replacement	LMA	03J	O	169,785.30	69,242.02	69,242.02	100,543.28	01	District
2016	5887	3.126-16 - Youth Scholarship Program	LMC	05D	C	5,000.00	5,000.00	5,000.00	0.00	01	District
2016	5888	3.127-16 - VRS Bus Ticket Home Program	LMC	03T	C	10,000.00	10,000.00	10,000.00	0.00	01	District
2016	5935	3.128-16 - Community Multi-Service/Food Pantry of Murrieta	LMC	03	O	104,000.00	17,411.93	17,411.93	86,588.07	01	District

2016	5938	3.129-16 - San Jacinto Mountain Community Center Project	SBA	03E	O	309,059.70	17,702.78	17,702.78	291,356.92	11	District
2016	5949	3.130-16 - T.H.E. Center Facility Improvements	LMC	03B	O	10,000.00	0.00	0.00	10,000.00	11	District
2013	5472	3.99-13 - Mid-County Regional Service Center	LMC	03	C	900,379.67	900,379.67	188,447.45	0.00	01	District
2011	5197	3.MR.23-11 - Murrieta Senior Center Expansion Project	LMC	03A	O	461,677.70	455,400.04	25,715.47	6,277.66	11	Coop City
2012	5817	3.MR.28-12 - Activity Delivery Cost- Murrieta Senior Center Expansion Project	LMC	03A	X	0.00	0.00	0.00	0.00	11	
2012	5365	3.MR.28-12 - Murrieta Senior Center Expansion	LMC	03A	O	404,963.32	10,832.63	10,832.63	394,130.69	11	Coop City
2013	5512	3.MR.32-13 - Senior Center Recreation Facility Improvement Project	LMC	03A	O	308,220.00	20,366.87	20,085.03	287,853.13	11	Coop City
2014	5613	3.MR.34-14 - Murrieta Community Center ADA Restroom Project	LMC	03E	O	258,169.00	174,682.29	19,561.50	83,486.71	11	Coop City
2015	5762	3.MR.37-15 - Pedestrian Safety Enhancement Project	LMC	03L	O	239,909.00	689.81	689.81	239,219.19	01	Coop City
2016	5930	3.MR.39-16 - Pedestrian Safety Enhancement Project 2016-2017	LMC	03L	O	234,483.00	971.70	971.70	233,511.30	01	Coop City
2015	5815	3.SJ.04-15 - Activity Delivery Cost- Downtown San Jacinto Street Improvements	LMA	03K	O	11,349.13	8,179.47	7,359.27	3,169.66	01	Coop City
2015	5766	3.SJ.04-15 - Downtown San Jacinto Street Improvements	LMA	03K	O	419,233.14	375,251.97	375,251.97	43,981.17	01	Coop City
2015	5831	3.SJ.05-15 -San Jacinto Code Enforcement	LMA	15	C	141,075.86	141,075.86	111,980.94	0.00	01	Coop City
2014	5625	4.164-14 - S.C.R.A.P. Gallery Mural Program	LMA	03	O	18,000.00	11,197.88	2,290.52	6,802.12	01	District
2014	5812	4.168-14 - Activity Delivery Cost- Colorado River Community Center	LMA	03	O	37,570.00	31,743.78	28,724.41	5,826.22	01	District
2014	5670	4.168-14 - Colorado River Community Center	LMA	03	O	195,207.17	156,953.32	156,372.60	38,253.85	01	District
2015	5827	4.186-15 - Activity Delivery Cost- Desert Arc ADA Improvements	LMC	03B	C	308.98	308.98	193.28	0.00	11	District
2015	5733	4.186-15 - Desert Arc ADA Improvements	LMC	03B	C	30,000.00	30,000.00	29,520.00	0.00	11	District
2015	5823	4.188-15 - Activity Delivery Cost- Desert AIDS Generator Project, Phase I	LMC	03S	C	3,714.98	3,714.98	3,065.59	0.00	11	District
2015	5735	4.188-15 - Desert AIDS Generator Project, Phase I	LMC	03S	C	34,304.66	34,304.66	34,304.66	0.00	11	District

2015	5794	4.191-15 - North Shore Community Park	LMA	03F	O	291,281.67	289,566.42	182,226.67	1,715.25	11	District
2016	5889	4.193-16 - St. Elizabeth Food Pantry	LMC	05W	C	6,000.00	6,000.00	6,000.00	0.00	01	District
2016	5890	4.194-16 - Mecca Comfort Station	LMC	05	C	50,000.00	50,000.00	50,000.00	0.00	01	District
2016	5891	4.195-16 - Food Assistance Program	LMC	05W	C	16,000.00	16,000.00	16,000.00	0.00	01	District
2016	5892	4.196-16 - Mental Health Counseling	LMC	05O	X	0.00	0.00	0.00	0.00	01	
2016	5893	4.197-16 - Las Mananitas I and II Migrant Farmworker Housing	LMC	03T	C	16,000.00	16,000.00	16,000.00	0.00	01	District
2016	5894	4.198-16 - Paseo de los Heroes II After School Program	LMC	05	C	8,780.00	8,780.00	8,780.00	0.00	01	District
2016	5895	4.199-16 - Indio Hills After-School Program	LMC	05	C	9,961.56	9,961.56	9,961.56	0.00	01	District
2016	5896	4.200-16 - North Shore After School Program	LMC	05	C	10,000.00	10,000.00	10,000.00	0.00	01	District
2016	5897	4.201-16 - Community Recreation Services and Community Engagement	LMA	05	C	16,390.10	16,390.10	16,390.10	0.00	01	District
2016	5898	4.202-16 - Warriors to Work Program	LMC	05H	C	1,888.87	1,888.87	1,888.87	0.00	01	District
2016	5899	4.203-16 - Desert Arc Facility Improvement Project	LMC	03B	C	45,158.11	45,158.11	45,158.11	0.00	11	District
2016	5900	4.204-16 - Desert AIDS Generator Project, Phase II	LMC	03S	C	90,205.91	90,205.91	90,205.91	0.00	11	District
2016	5901	4.205-16 - Roys Desert Resource Center	LMC	03T	C	10,000.00	10,000.00	10,000.00	0.00	01	District
2016	5902	4.206-16 - Transitional Housing Program	LMC	03T	C	10,000.00	10,000.00	10,000.00	0.00	01	District
2016	5903	4.207-16 - MVK Energy Improvement Project	LMC	03C	C	82,336.87	82,336.87	82,336.87	0.00	11	District
2016	5904	4.208-16 - Riverside County Women Veterans Business Initiative	LMCMC	18C	C	10,000.00	10,000.00	10,000.00	0.00	08	District
2016	5905	4.209-16 - 4th District Public Facility Fund	LMC	03	X	0.00	0.00	0.00	0.00	11	
2000	1931	4.259 TORRES-MARTINEZ MOBILE HOME PARK	LMA	03	X	191,763.20	191,763.20	0.00	0.00	11	
2004	3393	4.259X TORRES-MARTINEZ MOBILE HOME PARK	LMH	12	X	0.00	0.00	0.00	0.00	10	

2015	5745	4.BL.37-15 - Park Improvement Project	LMA	03F	C	91,270.35	91,270.35	91,270.35	0.00	11	Coop City
2016	5915	4.BL.39-16 - Blythe Park Improvements	LMA	03F	C	36,078.28	36,078.28	36,078.28	0.00	11	Coop City
2015	5747	4.CO.10-15 - Code Enforcement Program	LMA	15	C	362,666.19	362,666.19	262,666.19	0.00	01	Coop City
2016	5917	4.CO.13-16 - Code Enforcement Program	LMA	15	O	344,662.00	149,015.85	149,015.85	195,646.15	01	Coop City
2015	5818	4.DHS.20-15 - Activity Delivery Cost- Park Improvement Project	LMA	03F	O	5,000.00	1,425.92	1,425.92	3,574.08	11	Coop City
2015	5749	4.DHS.20-15 - Park Improvement Project	LMA	03F	O	212,648.00	9,665.23	9,665.23	202,982.77	11	Coop City
2016	5918	4.DHS.23-16 - Park Improvement Project	LMA	03F	O	208,934.00	145.32	145.32	208,788.68	11	Coop City
2015	5824	4.IW.10-15 - Activity Delivery Cost- ADA Improvement Project	LMH	14D	C	1,197.27	1,197.27	1,044.24	0.00	10	Coop City
2015	5752	4.IW.10-15 - ADA Improvement Project	LMH	14D	C	19,625.15	19,625.15	19,625.15	0.00	10	Coop City
2016	5921	4.IW.11-16 - Resident Mobility Project	LMH	14D	C	35,630.47	35,630.47	35,630.47	0.00	10	Coop City
2016	5923	4.LQ.26-16 - City of La Quinta ADA Improvements	LMC	03	C	109,375.45	109,375.45	109,375.45	0.00	01	Coop City
2016	5924	4.LQ.27-16 - Boys and Girls Club- Coachella Valley	LMC	05	C	18,360.00	18,360.00	18,360.00	0.00	01	Coop City
2015	5819	5.76-15 - Activity Delivery Cost- Noble Creek Park Improvement Project	LMC	03F	C	7,189.35	7,189.35	6,817.16	0.00	11	District
2015	5740	5.76-15 - Noble Creek Park Improvement Project	LMC	03F	C	43,396.00	43,396.00	43,396.00	0.00	11	District
2015	5821	5.80-15 - Activity Delivery Cost- March Field Air Museum ADA Project	LMC	03	C	23,815.43	23,815.43	23,176.41	0.00	01	District
2015	5785	5.80-15 - March Field Air Museum ADA Project	LMC	03	C	114,430.00	114,430.00	100,530.00	0.00	01	District
2016	5906	5.81-16 - Teen Leader Program	LMC	05D	C	5,000.00	5,000.00	5,000.00	0.00	01	District
2016	5907	5.82-16 - Menifee Valley Community Cupboard	LMC	05W	C	10,000.00	10,000.00	10,000.00	0.00	01	District
2016	5908	5.83-16 - Veterans Initiative and CHAMPS Program	LMC	03T	C	1,571.72	1,571.72	1,571.72	0.00	01	District
2016	5909	5.84-16 - Cabazon Community Services Program	LMA	05	C	100,000.00	100,000.00	100,000.00	0.00	01	District

2016	5910	5.85-16 - 5th District Public Facility Fund	LMC	03	X	0.00	0.00	0.00	0.00	11	
2016	5946	5.87-16 - Perris Valley Cemetery ADA Compliance Improvements	LMC	03	O	362,631.99	9,625.83	9,625.83	353,006.16	01	District
2015	5744	5.BEA.27-15 - Street and Sidewalk Project	LMA	03K	O	149,627.00	24,231.19	24,231.19	125,395.81	01	Coop City
2015	5822	5.BEA.27-15 -Activity Delivery Cost- Street and Sidewalk Project	LMA	03K	O	23,000.00	17,631.03	17,219.54	5,368.97	01	Coop City
2016	5912	5.BEA.29-16 - Stewart Park Improvements	LMA	03F	X	0.00	0.00	0.00	0.00	11	
2016	5913	5.BEA.30-16 - Sidewalk Improvement Project	LMA	03L	O	154,623.23	7,638.90	7,638.90	146,984.33	01	Coop City
2016	5914	5.BEA.31-16 - The Arc of Riverside County	LMC	05B	X	0.00	0.00	0.00	0.00	01	
2014	5643	5.BEA-24-14 - Sidewalk Improvement Project	LMA	03L	C	327,838.41	327,838.41	323,943.95	0.00	01	Coop City
2015	5825	5.BN.32-15 - Activity Delivery Cost- Lions Park ADA Improvements	LMA	03F	C	357.52	357.52	175.10	0.00	11	Coop City
2015	5778	5.BN.32-15 - Lions Park ADA Improvements	LMA	03F	C	125,534.37	125,534.37	19,371.30	0.00	11	Coop City
2016	5911	5.BN.34-16 - Banning Community/Senior Center Rehabilitation Project	LMA	03	O	225,614.63	5,547.23	5,547.23	220,067.40	01	Coop City
2014	5563	9.122-14 - Riverside County Cultural Center- Golden years Pavilion Improvements	LMC	03	X	0.00	0.00	0.00	0.00	01	
2014	5564	9.125-14 - Home Enhancement Rehab Program	LMH	14A	O	400,062.73	267,876.32	81,343.98	132,186.41	10	CW
2014	5953	9.125-14-1 HEPBM3-03	LMH	14A	C	13,681.00	13,681.00	13,681.00	0.00	10	CW
2014	5954	9.125-14-2 HEPBM2-01	LMH	14A	C	13,257.00	13,257.00	13,257.00	0.00	10	CW
2014	5955	9.125-14-3 HEPBM3-2	LMH	14A	C	18,543.00	18,543.00	18,543.00	0.00	10	CW
2014	5956	9.125-14-4 HEG5.04-14	LMH	14A	C	9,851.00	9,851.00	9,851.00	0.00	10	CW
2014	5964	9.125-14-5 Home Rehab	LMH	14A	O	25,000.00	700.00	700.00	24,300.00	10	CW
2014	5659	9.128-14 Economic Development- MicroEnterprise	LMCMC	18C	O	398,135.00	57,778.36	37,563.45	340,356.64	08	CW
2014	5951	9.128-14-1 - Clochan Concrete	LMCMC	18C	O	9,500.00	8,799.40	8,799.40	700.60	08	CW

2015	5675	9.128-15 - CDBG Program Administration	0	21A	C	1,334,588.00	1,334,588.00	175,888.39	0.00	0	ADMIN
2014	5660	9.129-14 - Economic Development-Financial Assistance	LMJ	18A	O	407,636.00	39,169.65	25,492.53	368,466.35	13	CW
2015	5678	9.132-15 - Economic Development Assistance Fund	LMJ	18A	O	50,000.00	23,335.81	15,041.88	26,664.19	13	CW
2015	5776	9.133-15 - Countywide Road Improvement Projects	LMC	03	X	0.00	0.00	0.00	0.00	11	
2015	5777	9.134-15 - Countywide Public Facility Fund	LMC	03	X	0.00	0.00	0.00	0.00	11	
2015	5787	9.135-15 - CDBG Program Administration-20%PI	0	21A	C	14,739.24	14,739.24	648.09	0.00	0	ADMIN
2015	5809	9.137-15 - Ripley Waterwaste System Improvements	LMA	03J	C	171,585.33	171,585.33	69,827.73	0.00	01	District
2015	5811	9.139-15 - Desert Center Wastewater System Improvements	LMA	03J	C	34,510.66	34,510.66	760.66	0.00	01	District
2016	5845	9.141-16 - CDBG Program Administration	0	21A	O	1,356,845.00	1,002,205.80	1,002,205.80	354,639.20	0	ADMIN
2016	5846	9.142-16 - Fair Housing Program Administration	0	21D	O	135,000.00	111,600.05	111,600.05	23,399.95	0	ADMIN
2016	5847	9.143-16 - Fair Housing Public Facility Fund	LMC	03	C	10,495.01	10,495.01	10,495.01	0.00	01	CW
2016	5848	9.144-16 - Community Enhancement Program	LMA	05V	C	31,270.50	31,270.50	31,270.50	0.00	01	CW
2016	5849	9.145-16 - Economic Development - MicroEnterprise	LMCMC	18C	O	100,000.00	14,506.44	14,506.44	85,493.56	08	CW
2016	5850	9.146-16 - Include Me	LMC	05B	X	0.00	0.00	0.00	0.00	01	
2016	5851	9.147-16 - EDM ADA Assessment	LMC	03	O	138,703.78	960.53	960.53	137,743.25	01	District
2016	5852	9.148-16 - Countywide Improvement Projects	LMC	03	O	364,703.84	0.00	0.00	364,703.84	11	
2016	5853	9.149-16 -Countywide Public Facility Fund	LMC	03	O	299,984.59	0.00	0.00	299,984.59	11	
2016	5944	9.150-16 - CDBG Program Administration-20% PI	0	21A	C	13,731.50	13,731.50	13,731.50	0.00	0	ADMIN
2016	5945	9.151-16 - Hunter Street Road Improvements	LMA	03K	C	176,581.41	176,581.41	176,581.41	0.00	01	District

8,020,674.45

	CDBG		HOME		ESG	
Countywide	1,561,063.61	19%	2,978,471.71	91%	747,264.00	93%
Admin	1,353,059.27	17%	287,178.85	9%	57,399.00	7%
Supervisory Districts	2,579,531.14	32%				
Cooperating Cities	2,199,590.59	28%				
Metro City	327,429.84	4%				
Total Expended	8,020,674.45		3,265,650.56		804,663.00	
	CR-15 Geographic Distrib					

PR03 – Supports PR23 – OYAP CR05

														Supports PR23/CR05			Accomp Types 01 & 11 ALL YEARS						
IDIS		Activity Name	NatObj	PctLM	MTX	Status	Objectives	Outcomes	Funded	Draw Thru Amount	Draw In Amount	Balance	Accomp Type				IDIS Report Total Race	IDIS Report Total	Year 2016 Activity ONLY Open	ALL Completed Count	Total	Total Persons Proposed LMA/LMC/ LMH	Total Completed LMA/LMC/ LMH
Year	Activity #													Proposed Facilities	Proposed Persons	Actual Assisted							
2015	5703	1.76-15 - 1st District Public Facility Fund	LMC	0	03	X	1	3	0.00	0.00	0.00	0.00	11										
2016	5874	1.84-16 - 1st District Public Facility Fund	LMC	0	03	X	1	3	0.00	0.00	0.00	0.00	11										
2016	5879	2.74-16 - 2nd District Public Facility Fund	LMC	0	03	X	1	3	0.00	0.00	0.00	0.00	11										
2016	5935	3.128-16 - Community Multi-Service/Food Pantry of Murrieta	LMC	0	03	O	1	1	104,000.00	17,411.93	17,411.93	86,588.07	01		3000	0							
2013	5472	3.99-13 - Mid-County Regional Service Center	LMA	0	03	C	1	3	900,379.67	900,379.67	188,447.45	0.00	11	1	300	261							
2014	5625	4.164-14 - S.C.R.A.P. Gallery Mural Program	LMA	74.6	03	O	1	1	18,000.00	11,197.88	2,290.52	6,802.12	01		20870	0							
2014	5812	4.168-14 - Activity Delivery Cost- Colorado River Community Center	LMA	66.76	03	O	1	1	37,570.00	31,743.78	28,724.41	5,826.22	01		0	0							
2014	5670	4.168-14 - Colorado River Community Center	LMA	66.76	03	O	1	1	195,207.17	156,953.32	156,372.60	38,253.85	01		3460	0							
2016	5905	4.209-16 - 4th District Public Facility Fund	LMC	0	03	X	1	3	0.00	0.00	0.00	0.00	11										
2000	1931	4.259 TORRES-MARTINEZ MOBILE HOME PARK	LMA	78.9	03	X	1	3	191,763.20	191,763.20	0.00	0.00	11										
2016	5923	4.LQ.26-16 - City of La Quinta ADA Improvements	LMC	0	03	C	1	1	109,375.45	109,375.45	109,375.45	0.00	01		3615	3711	3711	3711					
2015	5821	5.80-15 - Activity Delivery Cost- March Field Air Museum ADA Project	LMC	0	03	C	1	1	23,815.43	23,815.43	23,176.41	0.00	01		0	0							
2015	5785	5.80-15 - March Field Air Museum ADA Project	LMC	0	03	C	1	1	114,430.00	114,430.00	100,530.00	0.00	01		266160	266160	266160	266160					
2016	5910	5.85-16 - 5th District Public Facility Fund	LMC	0	03	X	1	3	0.00	0.00	0.00	0.00	11										
2016	5946	5.87-16 - Perris Valley Cemetery ADA Compliance Improvements	LMC	0	03	O	1	1	362,631.99	9,625.83	9,625.83	353,006.16	01		266160	0							
2016	5911	5.BN.34-16 - Banning Community/Senior Center Rehabilitation Project	LMA	71.93	03	O	1	1	225,614.63	5,547.23	5,547.23	220,067.40	01		6805	0							
2014	5563	9.122-14 - Riverside County Cultural Center- Golden years Pavilion Improvements	LMC	0	03	X	1	1	0.00	0.00	0.00	0.00	01										
2015	5776	9.133-15 - Countywide Road Improvement Projects	LMC	0	03	X	1	3	0.00	0.00	0.00	0.00	11										
2015	5777	9.134-15 - Countywide Public Facility Fund	LMC	0	03	X	1	3	0.00	0.00	0.00	0.00	11										
2016	5847	9.143-16 - Fair Housing Public Facility Fund	LMC	0	03	C	1	1	10,495.01	10,495.01	10,495.01	0.00	01		4200	6107	6107	6107					
2016	5851	9.147-16 - EDM ADA Assessment	LMC	0	03	O	1	1	138,703.78	960.53	960.53	137,743.25	01		266160	0							
2016	5852	9.148-16 - Countywide Improvement Projects (Pending canceling to unencumbered)	LMC	0	03	O	1	3	364,703.84	0.00	0.00	364,703.84	11	0									
2016	5853	9.149-16 -Countywide Public Facility Fund (Pending canceling to unencumbered)	LMC	0	03	O	1	3	301,057.84	0.00	0.00	301,057.84	11	0				542,125	276,239	818,364	840,730	276,239	
2015	5755	1.LE.45-15 - Lake Elsinore Senior Center	LMC	0	03A	X	1	1	0.00	0.00	0.00	0.00	11										

2013	5464	2.57-13 - Eddie Dee Smith Senior Center Improvement Project	LMC	0	03A	O	1	3	852,147.96	187,173.75	1,107.36	664,974.21	11	1	1000	0		
2011	5197	3.MR.23-11 - Murrieta Senior Center Expansion Project	LMC	0	03A	O	1	3	461,677.70	455,400.04	25,715.47	6,277.66	11	1	5856	0		
2012	5817	3.MR.28-12 - Activity Delivery Cost- Murrieta Senior Center Expansion Project	LMC	0	03A	X	1	1	0.00	0.00	0.00	0.00	11					
2012	5365	3.MR.28-12 - Murrieta Senior Center Expansion	LMC	0	03A	O	1	1	404,963.32	10,832.63	10,832.63	394,130.69	11	1	12000	0		
2013	5512	3.MR.32-13 - Senior Center Recreation Facility Improvement Project	LMC	0	03A	O	1	1	308,220.00	20,366.87	20,085.03	287,853.13	11	1	12000	0		
2016	5949	3.130-16 - T.H.E. Center Facility Improvements	LMC	0	03B	O	1	1	10,000.00	0.00	0.00	10,000.00	11	1	100	0		
2015	5827	4.186-15 - Activity Delivery Cost- Desert Arc ADA Improvements	LMC	0	03B	C	1	1	308.98	308.98	193.28	0.00	11	0	0	0		
2015	5733	4.186-15 - Desert Arc ADA Improvements	LMC	0	03B	C	1	1	30,000.00	30,000.00	29,520.00	0.00	11	1	500	409	409	409
2016	5899	4.203-16 - Desert Arc Facility Improvement Project	LMC	0	03B	C	1	1	45,158.11	45,158.11	45,158.11	0.00	11	1	470	470	470	470
2016	5903	4.207-16 - MVK Energy Improvement Project	LMC	0	03C	C	1	1	82,336.87	82,336.87	82,336.87	0.00	11	1	320	494	494	494
2016	5873	1.83-16 - Mead Valley Community Center Public Facility	LMA	54.84	03E	X	1	1	0.00	0.00	0.00	0.00	11					
2016	5936	1.85-16 - Mead Valley Library Improvement	LMA	70.07	03E	X	1	1	0.00	0.00	0.00	0.00	11					
2016	5925	1.LE.51-16 - Rehabilitation of Sheriff Station to Community Center	LMA	63.47	03E	O	1	1	485,605.94	21,979.85	21,979.85	463,626.09	11	1	6160	0		
2014	5671	2.NR.35-14 - Norco Community Center ADA Upgrades	LMC	0	03E	O	1	1	171,359.81	3,751.68	3,751.68	167,608.13	11	1	3132	0		
2016	5885	3.124-16 - Anza Community Hall Improvement Project	LMA	59.33	03E	O	1	1	171,246.00	142,602.82	142,602.82	28,643.18	11	1	5225	0		
2016	5938	3.129-16 - San Jacinto Mountain Community Center Project	SBA	0	03E	O	1	3	309,059.70	17,702.78	17,702.78	291,356.92	11	1	2700	0		
2014	5613	3.MR.34-14 - Murrieta Community Center ADA Restroom Project	LMC	0	03E	O	1	1	258,169.00	174,682.29	19,561.50	83,486.71	11	1	4845	0		
2015	5813	1.77-15 - Activity Delivery Cost- Good Hope Park Improvements	LMA	66.16	03F	O	1	3	23,238.72	12,302.39	12,184.45	10,936.33	11	0	0	0		
2015	5795	1.77-15 - Good Hope Park Improvements	LMA	65.03	03F	O	1	3	793,565.80	32,810.20	32,810.20	760,755.60	11	1	26540	0		
2016	5940	1.WD.15-16 - City of Wildomar Gateway Park Project	LMA	74.09	03F	O	1	3	116,448.00	14,435.85	14,435.85	102,012.15	11	1	1235	0		
2015	5765	2.NR.38-15 - Ingalls Park ADA Restroom Project Phase II	LMC	0	03F	O	1	1	74,657.00	4,149.50	4,149.50	70,507.50	11	1	3132	0		
2016	5931	2.NR.40-16 - Ingalls Park ADA Restroom Project Phase II	LMC	0	03F	O	1	1	70,507.18	660.98	660.98	69,846.20	11	1	3132	0		
2015	5814	3.115-15 - Activity Delivery Cost- San Jacinto Parks Improvements Project	LMA	56.92	03F	O	1	3	14,000.00	13,289.58	11,566.55	710.42	11	0	0	0		
2015	5796	3.115-15 - San Jacinto Parks Improvements Project	LMA	56.92	03F	O	1	3	500,000.00	370,058.57	370,058.57	129,941.43	11	1	35345	0		

2015	5749	4.DHS.20-15 - Park Improvement Project	LMA	62.58	03F	O	1	3	212,648.00	9,665.23	9,665.23	202,982.77	11	1	37495	0							
2016	5918	4.DHS.23-16 - Park Improvement Project	LMA	62.58	03F	O	1	3	208,934.00	145.32	145.32	208,788.68	11	1	37495	0							
2015	5819	5.76-15 - Activity Delivery Cost- Noble Creek Park Improvement Project	LMC	0	03F	C	1	1	7,189.35	7,189.35	6,817.16	0.00	11	0	0	0							
2015	5740	5.76-15 - Noble Creek Park Improvement Project	LMC	0	03F	C	1	1	43,396.00	43,396.00	43,396.00	0.00	11	1	2583	2583	2583	2583					
2016	5912	5.BEA.29-16 - Stewart Park Improvements	LMA	76.1	03F	X	1	1	0.00	0.00	0.00	0.00	11										
2015	5825	5.BN.32-15 - Activity Delivery Cost- Lions Park ADA Improvements	LMA	63.05	03F	C	1	1	357.52	357.52	175.10	0.00	11	0	0	0							
2015	5778	5.BN.32-15 - Lions Park ADA Improvements	LMA	63.05	03F	C	1	1	125,534.37	125,534.37	19,371.30	0.00	11	1	13134	13134					41,862	46,597	88,459
2016	5878	2.73-16 - Jurupa Valley Boxing Club Improvements	LMC	0	03G	O	1	1	90,219.62	2,072.01	2,072.01	88,147.61	11	1	168	0			168	-	168	168	-
2016	5886	3.125-16 - Water Pipeline Replacement	LMA	54.13	03J	O	1	1	169,785.30	69,242.02	69,242.02	100,543.28	01		1090	0							
2015	5809	9.137-15 - Ripley Waterwaste System Improvements	LMA	86.36	03J	C	1	3	171,585.33	171,585.33	69,827.73	0.00	01		990	990							
2015	5811	9.139-15 - Desert Center Wastewater System Improvements	LMA	62.25	03J	C	1	3	34,510.66	34,510.66	760.66	0.00	01		2000	2000					1,090	2,990	4,080
2015	5815	3.SJ.04-15 - Activity Delivery Cost- Downtown San Jacinto Street Improvements	LMA	78.09	03K	O	1	3	11,349.13	8,179.47	7,359.27	3,169.66	01		0	0							
2015	5766	3.SJ.04-15 - Downtown San Jacinto Street Improvements	LMA	78.09	03K	O	1	3	419,233.14	375,251.97	375,251.97	43,981.17	01		8465	0							
2015	5744	5.BEA.27-15 - Street and Sidewalk Project	LMA	60.94	03K	O	1	1	149,627.00	24,231.19	24,231.19	125,395.81	01		8525	0							
2015	5822	5.BEA.27-15 -Activity Delivery Cost- Street and Sidewalk Project	LMA	60.94	03K	O	1	1	23,000.00	17,631.03	17,219.54	5,368.97	01		0	0							
2016	5945	9.151-16 - Hunter Street Road Improvements	LMA	75.51	03K	C	1	3	176,581.41	176,581.41	176,581.41	0.00	01		3185	3185			-	3,185	3,185	20,175	3,185
2014	5588	1.LE.36-14 - City of Lake Elsinore Sidewalk Improvements	LMA	65	03L	C	1	1	178,032.84	178,032.84	175,008.06	0.00	01		10480	10480							
2015	5754	1.LE.44-15 - Lake Elsinore Sidewalk Improvements	LMA	64.98	03L	C	1	1	51,836.50	51,836.50	51,836.50	0.00	01		10480	10480							
2015	5769	1.WD.12-15 - Wildomar/Sedco Sidewalk Project	LMA	74.09	03L	O	1	3	246,400.75	8,496.51	8,496.51	237,904.24	01		1235	0							
2012	5354	2.EV.02-12 - Sidewalk Improvement Project	LMC	0	03L	C	1	1	164,407.68	164,407.68	141,584.19	0.00	01		633	633	633	633					
2014	5601	2.EV.06-14 - Eastvale Pedestrian Accessibility Improvements - Phase III	LMC	0	03L	O	1	1	252,887.67	99,474.31	78,998.72	153,413.36	01		633	0							
2015	5750	2.EV.09-15 - Eastvale Pedestrian Accessibility Improvements	LMC	0	03L	O	1	1	133,152.00	82,917.71	82,917.71	50,234.29	01		633	0							
2016	5919	2.EV.12-16 - Eastvale Pedestrian Accessibility- Phase II	LMC	0	03L	O	1	1	135,971.89	383.25	383.25	135,588.64	01		633	0							
2015	5753	2.JV.01-15 - Citywide ADA Curb and Sidewalk Upgrades	LMC	0	03L	C	1	1	120,393.06	120,393.06	120,393.06	0.00	01		14501	14501	14501	14501					
2016	5922	2.JV.03-16 - Citywide ADA Curb and Sidewalk Upgrades, Phase II	LMC	0	03L	O	1	1	115,782.00	1,952.59	1,952.59	113,829.41	01		14501	0							
2015	5762	3.MR.37-15 - Pedestrian Safety Enhancement Project	LMC	0	03L	O	1	1	239,909.00	689.81	689.81	239,219.19	01		5856	0							
2016	5930	3.MR.39-16 - Pedestrian Safety Enhancement Project 2016-2017	LMC	0	03L	O	1	1	234,483.00	971.70	971.70	233,511.30	01		5856	0							
2016	5913	5.BEA.30-16 - Sidewalk Improvement Project	LMA	60.94	03L	O	1	1	153,549.98	7,638.90	7,638.90	145,911.08	01		8525	0							

2014	5643	5.BEA-24-14 - Sidewalk Improvement Project	LMA	60.9	03L	C	1	1	327,838.41	327,838.41	323,943.95	0.00	01		8525	8525			29,515	44,619	74,134	82,491	44,619
2016	5877	2.72-16 - Corona/Norco YMCA Childcare Facility Improvements	LMC	0	03M	O	1	1	61,050.00	2,311.40	2,311.40	58,738.60	11		200	0			200	-	200	200	-
2015	5823	4.188-15 - Activity Delivery Cost- Desert AIDS Generator Project, Phase I	LMC	0	03S	C	1	1	3,714.98	3,714.98	3,065.59	0.00	11	0	0	0							
2015	5735	4.188-15 - Desert AIDS Generator Project, Phase I	LMC	0	03S	C	1	1	34,304.66	34,304.66	34,304.66	0.00	11	1	4775	4775	4775	4775					
2016	5900	4.204-16 - Desert AIDS Generator Project, Phase II	LMC	0	03S	C	1	1	90,205.91	90,205.91	90,205.91	0.00	11	1	2554	2554	2554	2554	-	7,329	7,329	7,329	7,329
2016	5869	1.79-16 - Whiteside Manors Transitional Housing for Dually Diagnosed	LMC	0	03T	C	1	1	10,000.00	10,000.00	10,000.00	0.00	01		20	35	35	35					
2016	5888	3.127-16 - VRS Bus Ticket Home Program	LMC	0	03T	C	1	1	10,000.00	10,000.00	10,000.00	0.00	01		50	19	19	19					
2016	5893	4.197-16 - Las Mananitas I and II Migrant Farmworker Housing	LMC	0	03T	C	1	1	16,000.00	16,000.00	16,000.00	0.00	01		160	134	134	134					
2016	5901	4.205-16 - Roys Desert Resource Center	LMC	0	03T	C	1	1	10,000.00	10,000.00	10,000.00	0.00	01		400	400	400	400					
2016	5902	4.206-16 - Transitional Housing Program	LMC	0	03T	C	1	1	10,000.00	10,000.00	10,000.00	0.00	01		61	61	61	61					
2016	5908	5.83-16 - Veterans Initiative and CHAMPS Program	LMC	0	03T	C	1	1	1,571.72	1,571.72	1,571.72	0.00	01		25	5	5	5					
																				654	654	716	654
2016	5854	0.153-16 - Operation School Bell	LMC	0	05	C	1	1	37,311.00	37,311.00	37,311.00	0.00	01		298	304	304	304					
2016	5856	0.155-16 - H.O.P.E. Program	LMC	0	05	C	1	1	71,711.00	71,711.00	71,711.00	0.00	01		609	636	636	636					
2016	5863	0.162-16 - Community Food Pantry of Murrieta	LMC	0	05	C	1	1	70,000.00	70,000.00	70,000.00	0.00	01		1200	1164	1164	1164					
2016	5865	0.164-16 - Digital Learning for Disadvantaged Youth	LMC	0	05	C	1	1	10,000.00	10,000.00	10,000.00	0.00	01		125	125	125	125					
2016	5870	1.80-16 - Mead Valley Community Center	LMA	54.84	05	C	1	1	34,000.00	34,000.00	34,000.00	0.00	01		36120	36120							
2016	5871	1.81-16 - Good Hope Community Center	LMA	65.03	05	C	1	1	24,500.00	24,500.00	24,500.00	0.00	01		26540	26540							
2016	5875	2.70-16 - Highgrove Community Services Program	LMA	57.03	05	C	1	1	83,272.00	83,272.00	83,272.00	0.00	01		5050	5050							
2016	5880	3.119-16 - Idyllwild HELP Center	LMC	0	05	C	1	1	40,000.00	40,000.00	40,000.00	0.00	01		125	201	201	201					
2016	5881	3.120-16 - Operation School Bell	LMC	0	05	C	1	2	10,000.00	10,000.00	10,000.00	0.00	01		100	101	101	101					
2016	5884	3.123-16 - Camp Elk Scholarship Program	LMC	0	05	C	1	2	5,000.00	5,000.00	5,000.00	0.00	01		10	23	23	23					
2016	5890	4.194-16 - Mecca Comfort Station	LMC	0	05	C	1	1	50,000.00	50,000.00	50,000.00	0.00	01		110	147	147	147					
2016	5894	4.198-16 - Paseo de los Heroes II After School Program	LMC	0	05	C	1	2	8,780.00	8,780.00	8,780.00	0.00	01		35	35	35	35					
2016	5895	4.199-16 - Indio Hills After-School Program	LMC	0	05	C	1	1	9,961.56	9,961.56	9,961.56	0.00	01		40	40	40	40					
2016	5896	4.200-16 - North Shore After School Program	LMC	0	05	C	1	1	10,000.00	10,000.00	10,000.00	0.00	01		40	46	46	46					
2016	5897	4.201-16 - Community Recreation Services and Community Engagement	LMA	69.24	05	C	1	1	16,390.10	16,390.10	16,390.10	0.00	01		49700	49700							
2016	5924	4.LQ.27-16 - Boys and Girls Club- Coachella Valley	LMC	0	05	C	1	2	18,360.00	18,360.00	18,360.00	0.00	01		79	72	72	72					
2016	5909	5.84-16 - Cabazon Community Services Program	LMA	65.17	05	C	1	1	100,000.00	100,000.00	100,000.00	0.00	01		2555	2555			122,859	122,859	122,736	122,859	

2016	5866	0.165-16 - Care-A-Van Transit	LMC	0	05A	C	1	1	13,000.00	13,000.00	13,000.00	0.00	01		600	463	463	463
2016	5872	1.82-16 - Wildomar Senior Center Transportation Program	LMC	0	05A	C	1	1	35,000.00	35,000.00	35,000.00	0.00	01		150	241	241	241
2016	5876	2.71-16 - Eddie Dee Smith Senior Center	LMC	0	05A	C	1	1	47,575.00	47,575.00	47,575.00	0.00	01		450	399	399	399
2016	5932	2.NR.41-16 - Senior Recreation and Community Services	LMC	0	05A	C	1	1	11,671.82	11,671.82	11,671.82	0.00	01		400	1139	1139	1139
2016	5883	3.122-16 - FSA San Jacinto Senior Service Program	LMC	0	05A	C	1	1	30,000.00	30,000.00	30,000.00	0.00	01		390	512	512	512
																	2,754	2,754
2016	5914	5.BEA.31-16 - The Arc of Riverside County	LMC	0	05B	X	1	1	0.00	0.00	0.00	0.00	01					
2016	5850	9.146-16 - Include Me	LMC	0	05B	X	1	1	0.00	0.00	0.00	0.00	01					
																	-	-
2016	5920	2.EV.13-16 - Youth Recreation Scholarship Program	LMC	0	05D	X	1	2	0.00	0.00	0.00	0.00	01					
2016	5887	3.126-16 - Youth Scholarship Program	LMC	0	05D	C	1	2	5,000.00	5,000.00	5,000.00	0.00	01		125	125	125	125
2016	5906	5.81-16 - Teen Leader Program	LMC	0	05D	C	1	1	5,000.00	5,000.00	5,000.00	0.00	01		10	10	10	10
																	135	135
2016	5855	0.154-16 - Domestic Violence Services	LMC	0	05G	C	1	1	17,723.00	17,723.00	17,723.00	0.00	01		1300	1368	1368	1368
																	1,368	1,368
2016	5898	4.202-16 - Warriors to Work Program	LMC	0	05H	C	1	1	1,888.87	1,888.87	1,888.87	0.00	01		45	17	17	17
																	17	17
2016	5858	0.157-16 - Boys and Girls Club-Camp Kids Program	LMC	0	05L	C	1	1	21,268.00	21,268.00	21,268.00	0.00	01		45	47	47	47
2016	5927	1.LE.53-16 - Boys and Girls Clubs of Southwest County	LMC	0	05L	C	1	2	10,000.00	10,000.00	10,000.00	0.00	01		100	35	35	35
																	82	82
2016	5867	0.166-16 - Womens Health Assistance Program	LMC	0	05M	C	1	1	15,000.00	15,000.00	15,000.00	0.00	01		200	69	69	69
2016	5928	1.LE.54-16 - Vista Community Clinic	LMC	0	05M	C	1	1	11,837.81	11,837.81	11,837.81	0.00	01		100	97	97	97
																	166	166
2016	5859	0.158-16 - Project Independence	LMC	0	05N	C	1	2	7,562.00	7,562.00	7,562.00	0.00	01		25	3	3	3
2016	5860	0.159-16 - Court Appointed Special Advocates (CASA) Program	LMC	0	05N	C	1	1	122,000.00	122,000.00	122,000.00	0.00	01		84	130	130	130
2016	5868	0.167-16 - Kin Care	LMC	0	05N	C	1	1	10,000.00	10,000.00	10,000.00	0.00	01		225	176	176	176
																	309	309
2016	5892	4.196-16 - Mental Health Counseling	LMC	0	05O	X	1	1	0.00	0.00	0.00	0.00	01					
																	-	-
2016	5848	9.144-16 - Community Enhancement Program	LMA	54.52	05V	C	1	3	31,270.50	31,270.50	31,270.50	0.00	01		12730	12730		
																	12,730	12,730
2016	5857	0.156-16 - Blythe Harmony Kitchen	LMC	0	05W	C	1	1	15,669.57	15,669.57	15,669.57	0.00	01		500	376	376	376
2016	5882	3.121-16 - Emergency Community Food Pantry	LMC	0	05W	C	1	1	10,000.00	10,000.00	10,000.00	0.00	01		680	4689	4689	4689
2016	5889	4.193-16 - St. Elizabeth Food Pantry	LMC	0	05W	C	1	1	6,000.00	6,000.00	6,000.00	0.00	01		850	340	340	340
2016	5891	4.195-16 - Food Assistance Program	LMC	0	05W	C	1	1	16,000.00	16,000.00	16,000.00	0.00	01		4200	2002	2002	2002
2016	5907	5.82-16 - Menifee Valley Community Cupboard	LMC	0	05W	C	1	1	10,000.00	10,000.00	10,000.00	0.00	01		1100	1182	1182	1182
																	8,589	8,589
2004	3393	4.259X TORRES-MARTINEZ MOBILE HOME PARK	LMH	0	12	X	0	0	0.00	0.00	0.00	0.00	10					
2015	5690	0.143-15 - Home Enhancement Grant Program	LMH	0	14A	O	2	2	366,589.55	133,430.03	114,529.34	233,159.52	10		8	0		

2015	5957	0.143-15-1 HEG4.06-15	LMH	0	14A	C	2	2	19,065.45	19,065.45	19,065.45	0.00	10		1	1	1	1					
2015	5963	0.143-15-2 (Completed in 2018)	LMH	0	14A	C	2	2	9,345.00	9,345.00	9,345.00	0.00	10		1	0	1	1					
2015	5832	0.145-15 - Activity Delivery Cost- Critical Home Maintenance & Repair Program	LMH	0	14A	C	2	2	6,815.19	6,815.19	6,355.22	0.00	10		0	0							
2015	5693	0.145-15 - Critical Home Maintenance & Repair Program	LMH	0	14A	C	2	2	23,604.94	23,604.94	23,604.94	0.00	10		4	4	4	4					
2016	5862	0.161-16 - Home Enhancement Program- Pre 1978	LMH	0	14A	O	2	2	200,000.00	12,089.57	12,089.57	187,910.43	10		10	0							
2016	5864	0.163-16 - Critical Home Maintenance and Repair Program	LMH	0	14A	O	2	2	114,782.00	14,443.41	14,443.41	100,338.59	10		10	1	1	1					
2014	5587	1.CL.02-14 - Home Repair Program	LMH	0	14A	C	2	2	39,356.00	39,356.00	9,200.00	0.00	10		6	5	5	5					
2015	5746	1.CL.04-15- Canyon Lake Home Repair Program	LMH	0	14A	X	2	2	0.00	0.00	0.00	0.00	10										
2016	5916	1.CL.06-16- Canyon Lake Home Repair Program	LMH	0	14A	X	2	2	0.00	0.00	0.00	0.00	10										
2014	5564	9.125-14 - Home Enhancement Rehab Program	LMH	0	14A	O	2	2	525,062.73	267,876.32	81,343.98	257,186.41	10		6	0							
2014	5953	9.125-14-1 HEPBM3-03	LMH	0	14A	C	2	2	13,681.00	13,681.00	13,681.00	0.00	10		1	1	1	1					
2014	5954	9.125-14-2 HEPBM2-01	LMH	0	14A	C	2	2	13,257.00	13,257.00	13,257.00	0.00	10		1	1	1	1					
2014	5955	9.125-14-3 HEPBM3-2	LMH	0	14A	C	2	2	18,543.00	18,543.00	18,543.00	0.00	10		1	1	1	1					
2014	5956	9.125-14-4 HEG5.04-14	LMH	0	14A	C	2	2	9,851.00	9,851.00	9,851.00	0.00	10		1	1	1	1					
2014	5964	9.125-14-5 Home Rehab	LMH	0	14A	O	2	2	25,000.00	700.00	700.00	24,300.00	10		1	0							
																			1	15	16	51	15
2015	5824	4.IW.10-15 - Activity Delivery Cost- ADA Improvement Project	LMH	0	14D	C	2	2	1,197.27	1,197.27	1,044.24	0.00	10		0	0							
2015	5752	4.IW.10-15 - ADA Improvement Project	LMH	0	14D	C	2	2	19,625.15	19,625.15	19,625.15	0.00	10		212	89	89	89					
2016	5921	4.IW.11-16 - Resident Mobility Project	LMH	0	14D	C	2	2	35,630.47	35,630.47	35,630.47	0.00	10		215	215	215	215					
2015	5699	0.151-15 - Riverside County Affordable Solar Housing Program	LMH	0	14F	C	2	2	10,768.89	10,768.89	5,768.89	0.00	10		2	2	2	2					
2016	5861	0.160-16 - Community Impact Plans	LMA	62.85	15	C	1	3	664,072.03	664,072.03	664,072.03	0.00	01		118585	118585							
2016	5926	1.LE.52-16 - Code Enforcement	LMA	57.51	15	C	1	3	50,000.00	50,000.00	50,000.00	0.00	01		24195	24195							
2016	5933	1.WD.14-16 - Code Enforcement Enhancement Program	LMA	74.09	15	C	1	3	16,116.75	16,116.75	16,116.75	0.00	01		1235	1235							
2015	5831	3.SJ.05-15 -San Jacinto Code Enforcement	LMA	67.64	15	C	1	3	141,075.86	141,075.86	111,980.94	0.00	01		20085	20085							
2015	5747	4.CO.10-15 - Code Enforcement Program	LMA	62.18	15	C	1	3	362,666.19	362,666.19	262,666.19	0.00	01		48605	48605							
2016	5917	4.CO.13-16 - Code Enforcement Program	LMA	62.82	15	O	1	3	344,662.00	149,015.85	149,015.85	195,646.15	01		40005	0							
																			40,005	212,705	252,710	252,710	212,705
2014	5660	9.129-14 - Economic Development-Financial Assistance	LMI	0	18A	O	3	1	407,636.00	39,169.65	25,492.53	368,466.35	13		5	0							
2015	5678	9.132-15 - Economic Development Assistance Fund	LMI	0	18A	O	3	1	50,000.00	23,335.81	15,041.88	26,664.19	13		5	0							
2016	5904	4.208-16 - Riverside County Women Veterans Business Initiative	LMCMC	0	18C	C	3	1	10,000.00	10,000.00	10,000.00	0.00	08		5	7	7	7					

2014	5659	9.128-14 Economic Development-MicroEnterprise	LMCMC	0	18C	O	3	1	398,135.00	57,778.36	37,563.45	340,356.64	08		1	0							
2014	5951	9.128-14-1 - Clochan Concrete	LMCMC	0	18C	O	3	1	9,500.00	8,799.40	8,799.40	700.60	08		1	0							
2016	5849	9.145-16 - Economic Development - MicroEnterprise	LMCMC	0	18C	O	3	1	100,000.00	14,506.44	14,506.44	85,493.56	08		4	0							
																			4	7	11	11	7
2014	5594	1.LE.42-14 - CDBG Administrative Costs-EDA	0	0	21A	C	0	0	46,418.00	46,418.00	6,767.62	0.00	0										
2015	5759	1.LE.49-15 - CDBG Administrative Cost - EDA	0	0	21A	O	0	0	50,889.00	48,102.73	48,102.73	2,786.27	0										
2016	5929	1.LE.55-16 - CDBG Administrative Cost - EDA	0	0	21A	O	0	0	54,520.00	882.71	882.71	53,637.29	0										
2015	5675	9.128-15 - CDBG Program Administration	0	0	21A	C	0	0	1,334,588.00	1,334,588.00	175,888.39	0.00	0										
2015	5787	9.135-15 - CDBG Program Administration-20%PI	0	0	21A	C	0	0	14,739.24	14,739.24	648.09	0.00	0										
2016	5845	9.141-16 - CDBG Program Administration	0	0	21A	O	0	0	1,356,845.00	1,002,205.80	1,002,205.80	354,639.20	0										
2016	5944	9.150-16 - CDBG Program Administration-20%PI	0	0	21A	C	0	0	13,731.50	13,731.50	13,731.50	0.00	0										
2016	5846	9.142-16 - Fair Housing Program Administration	0	0	21D	O	0	0	135,000.00	111,600.05	111,600.05	23,399.95	0										
																			669,155	745,028	1,414,183	1,604,074	745,028
									21,215,012.72	11,751,595.08	8,020,674.45	9,463,417.64			1,604,074	745,028							

Based on above PR03 Report.

Est # of Proj 2016-17 ONLY	All Complete in 2016-17	
8	5	03
0	0	03A
2	3	03B
1	1	03C
3	0	03E
4	6	03F
1	0	03G
1	2	03J
1	1	03K
4	5	03L
1	0	03M
1	3	03S
6	6	03T
17	17	05
5	5	05A
0	0	05B
2	2	05D
1	1	05G
1	1	05H
2	2	05L
2	2	05M

# PROJECTS-PR23																
Total	Total	Comp	Active	Comp	Act	Matrix	Type	Total Expended	Type Expended				Total Assisted (LMC/LMA/ LMH)	Assisted By Category	Proposed (LMC/LMA /LMH)	
	13	4	9			03	Public Facilities	\$642,462.36								
71	1	1	0			03	Fair Housing PF	\$10,495.01					6,107		4,200	
								\$652,957.37					276,239		840,730	
	4	0	4			03A	Senior Centers	57,740.49					-		30,856	
	4	3	1			03B	Handicapped Cntrs	74,871.39					879		1,070	
	1	1	0			03C	Homeless Facilities	\$82,336.87					494		320	
	5	0	5			03E	Neigh Facilities	\$205,598.63					-		22,062	
	17	6	11			03F	Park/Rec Facil	\$836,437.43					46,597		193,621	
	1	0	1			03G	Parking Facilities	\$2,072.01					-		168	
	3	2	1			03J	Water/Sewer Imp	\$139,830.41					2,990		4,080	
	5	1	4			03K	Street Improv	\$600,643.38					3,185		20,175	
	13	5	8			03L	Sidewalks	\$994,814.95					44,619		82,491	
	1	0	1			03M	Child Care Centers	2,311.40					-		200	
	3	3	0	26	45	03S	Facil for AIDS Pts	\$127,576.16	\$3,777,190.49				7,329	382,332	7,329	1,203,102
	6	6	0			03T	Homeless/AIDS	\$57,571.72					654		716	
	17	17	0			05	Public Services	\$599,285.66					122,859		122,736	
	5	5	0			05A	Senior Services	\$137,246.82					2,754		1,990	
	0	0	0			05B	Handicapped	\$0.00					-		-	
	2	2	0			05D	Youth Services	\$10,000.00					135		135	
	1	1	0			05G	Battered/Abused	\$17,723.00					1,368		1,300	
	1	1	0			05H	Emply Training	\$1,888.87					17		45	
	2	2	0			05L	Childcare	\$31,268.00					82		145	

3	3	05N	2	2	0		05M	Health Serv	\$26,837.81			166	300
1	1	05V	3	3	0		05N	Abused/Neglected	\$139,562.00			309	334
5	5	05W	1	1	0		05V	Neigh Cleanups	\$31,270.50			12,730	12,730
2	8	14A	5	5	0	45 0	05W	Food Banks	\$57,669.57	\$1,110,323.95		8,589	149,663
1	3	14D											
0	1	14F	14	8	6		14A	Hsg Rehab-Single	\$346,008.91			15	51
4	5	15	3	3	0		14D	Rehab-Pub Owned	\$56,299.86			304	427
0	0	18A	1	1	0	12 6	14F	Rehab-Energy	\$5,768.89	\$408,077.66		2	321
2	1	18C	6	6	5 1	5 1	15	Code Enf	\$1,253,851.76	\$1,253,851.76		212,705	212,705
3	4	21A	2	0	2		18A	ED-Fin Assist	\$40,534.41			-	
1	0	21D	6	4	1 3	1 5	18C	ED-Micro Ent	\$70,869.29	\$111,403.70		7	7
85	93		8	7	4 3		21A	CDBG Admin	\$1,248,226.84			-	
			8	1	0 1	4 4	21D	Fair Housing Admin	\$111,600.05	\$1,359,826.89		-	-
			154	154	93	61	93	61	\$8,020,674.45	\$8,020,674.45		745,028	745,028
					PR23								1,604,074

PR03 – Supports CR05 Section – Summary Obj-Outcome

PR03- BOSMAC (original)
16-Aug-17
Grantee: RIVERSIDE COUNTY
Rpt Program Year: 2016

Report for Section CR-05 (Sorted by matrix code and objective/outcome)
Summary by Objectives and Outcomes

FPT Program Year: 2016																	CR-05 CAPER Section			2016-17	Actual #
Year	IDIS Activity #	Activity Name	NatObj	PctLM	MTX	Status	Object lves	Outco mes	Funded	Draw Thru Amount	Draw In Amount	Balance	Accomp Type	Total Race	Total	Goal	Expended in 2016-17	Actual Assisted in 2016-17	Expected # of Projects	Complete d	
2004	3393	4.259X TORRES-MARTINEZ MOBILE HOME PARK	LMH	0	12	X	0	0	0.00	0.00	0.00	0.00	10	0	0						
2014	5594	1.LE.42-14 - CDBG Administrative Costs-EDA	0	0	21A	C	0	0	46,418.00	46,418.00	6,767.62	0.00	0	0	0						
2015	5759	1.LE.49-15 - CDBG Administrative Cost - EDA	0	0	21A	O	0	0	50,889.00	48,102.73	48,102.73	2,786.27	0	0	0						
2016	5929	1.LE.55-16 - CDBG Administrative Cost - EDA	0	0	21A	O	0	0	54,520.00	882.71	882.71	53,637.29	0	0	0						
2015	5675	9.128-15 - CDBG Program Administration	0	0	21A	C	0	0	1,334,588.00	1,334,588.00	175,888.39	0.00	0	0	0						
2015	5787	9.135-15 - CDBG Program Administration-20%PI	0	0	21A	C	0	0	14,739.24	14,739.24	648.09	0.00	0	0	0						
2016	5845	9.141-16 - CDBG Program Administration	0	0	21A	O	0	0	1,356,845.00	1,002,205.80	1,002,205.80	354,639.20	0	0	0						
2016	5944	9.150-16 - CDBG Program Administration-20% PI	0	0	21A	C	0	0	13,731.50	13,731.50	13,731.50	0.00	0	0	0						
2016	5846	9.142-16 - Fair Housing Program Administration	0	0	21D	O	0	0	135,000.00	111,600.05	111,600.05	23,399.95	0	0	0						
2016	5847	9.143-16 - Fair Housing Public Facility Fund	LMC	0	03	C	1	1	10,495.01	10,495.01	10,495.01	0.00	01	6107	6107	ADMIN	1,359,826.89		4	4	
2016	5935	3.128-16 - Community Multi-Service/Food Pantry of Murrieta	LMC	0	03	O	1	1	104,000.00	17,411.93	17,411.93	86,588.07	01	0	0	FH (PF SL-1)	10,495.01	6107	1	1	
2014	5625	4.164-14 - S.C.R.A.P. Gallery Mural Program	LMA	74.6	03	O	1	1	18,000.00	11,197.88	2,290.52	6,802.12	01	0	0						
2014	5812	4.168-14 - Activity Delivery Cost- Colorado River Community Center	LMA	66.76	03	O	1	1	37,570.00	31,743.78	28,724.41	5,826.22	01	0	0						
2014	5670	4.168-14 - Colorado River Community Center	LMA	66.76	03	O	1	1	195,207.17	156,953.32	156,372.60	38,253.85	01	0	0						
2016	5923	4.LQ.26-16 - City of La Quinta ADA Improvements	LMC	0	03	C	1	1	109,375.45	109,375.45	109,375.45	0.00	01	3711	3711						
2015	5821	5.80-15 - Activity Delivery Cost- March Field Air Museum ADA Project	LMC	0	03	C	1	1	23,815.43	23,815.43	23,176.41	0.00	01	0	0						
2015	5785	5.80-15 - March Field Air Museum ADA Project	LMC	0	03	C	1	1	114,430.00	114,430.00	100,530.00	0.00	01	266160	266160						
2016	5946	5.87-16 - Perris Valley Cemetery ADA Compliance Improvements	LMC	0	03	O	1	1	362,631.99	9,625.83	9,625.83	353,006.16	01	0	0						
2016	5911	5.BN.34-16 - Banning Community/Senior Center Rehabilitation Project	LMA	71.93	03	O	1	1	225,614.63	5,547.23	5,547.23	220,067.40	01	0	0						
2014	5563	9.122-14 - Riverside County Cultural Center- Golden years Pavilion Improvements	LMC	0	03	X	1	1	0.00	0.00	0.00	0.00	01	0	0						
2016	5851	9.147-16 - EDM ADA Assessment	LMC	0	03	O	1	1	138,703.78	960.53	960.53	137,743.25	01	0	0						
2015	5755	1.LE.45-15 - Lake Elsinore Senior Center	LMC	0	03A	X	1	1	0.00	0.00	0.00	0.00	11	0	0						
2012	5817	3.MR.28-12 - Activity Delivery Cost- Murrieta Senior Center Expansion Project	LMC	0	03A	X	1	1	0.00	0.00	0.00	0.00	11	0	0						
2012	5365	3.MR.28-12 - Murrieta Senior Center Expansion	LMC	0	03A	O	1	1	404,963.32	10,832.63	10,832.63	394,130.69	11	0	0						
2013	5512	3.MR.32-13 - Senior Center Recreation Facility Improvement Project	LMC	0	03A	O	1	1	308,220.00	20,366.87	20,085.03	287,853.13	11	0	0						
2016	5949	3.130-16 - T.H.E. Center Facility Improvements	LMC	0	03B	O	1	1	10,000.00	0.00	0.00	10,000.00	11	0	0						

Rpt Program Year: 2016

																CR-05 CAPER Section				
Year	IDIS Activity #	Activity Name	NatObj	PctLM	MTX	Status	Object ives	Outco mes	Funded	Draw Thru Amount	Draw In Amount	Balance	Accomp Type	Total Race	Total	Goal	Expended in 2016-17	Actual Assisted in 2016-17	2016-17 Expected # of Projects	Actual # Complete d
2015	5827	4.186-15 - Activity Delivery Cost- Desert Arc ADA Improvements	LMC	0	03B	C	1	1	308.98	308.98	193.28	0.00	11	0	0					
2015	5733	4.186-15 - Desert Arc ADA Improvements	LMC	0	03B	C	1	1	30,000.00	30,000.00	29,520.00	0.00	11	409	409					
2016	5899	4.203-16 - Desert Arc Facility Improvement Project	LMC	0	03B	C	1	1	45,158.11	45,158.11	45,158.11	0.00	11	470	470					
2016	5903	4.207-16 - MVK Energy Improvement Project	LMC	0	03C	C	1	1	82,336.87	82,336.87	82,336.87	0.00	11	494	494					
2016	5873	1.83-16 - Mead Valley Community Center Public Facility	LMA	54.84	03E	X	1	1	0.00	0.00	0.00	0.00	11	0	0					
2016	5936	1.85-16 - Mead Valley Library Improvement	LMA	70.07	03E	X	1	1	0.00	0.00	0.00	0.00	11	0	0					
2016	5925	1.LE.51-16 - Rehabilitation of Sheriff Station to Community Center	LMA	63.47	03E	O	1	1	485,605.94	21,979.85	21,979.85	463,626.09	11	0	0					
2014	5671	2.NR.35-14 - Norco Community Center ADA Upgrades	LMC	0	03E	O	1	1	171,359.81	3,751.68	3,751.68	167,608.13	11	0	0					
2016	5885	3.124-16 - Anza Community Hall Improvement Project	LMA	59.33	03E	O	1	1	171,246.00	142,602.82	142,602.82	28,643.18	11	0	0					
2014	5613	3.MR.34-14 - Murrieta Community Center ADA Restroom Project	LMC	0	03E	O	1	1	258,169.00	174,682.29	19,561.50	83,486.71	11	0	0					
2015	5765	2.NR.38-15 - Ingalls Park ADA Restroom Project Phase II	LMC	0	03F	O	1	1	74,657.00	4,149.50	4,149.50	70,507.50	11	0	0					
2016	5931	2.NR.40-16 - Ingalls Park ADA Restroom Project Phase II	LMC	0	03F	O	1	1	70,507.18	660.98	660.98	69,846.20	11	0	0					
2015	5745	4.BL.37-15 - Park Improvement Project	LMA	55.63	03F	C	1	1	91,270.35	91,270.35	91,270.35	0.00	11	0	15440					
2016	5915	4.BL.39-16 - Blythe Park Improvements	LMA	55.63	03F	C	1	1	36,078.28	36,078.28	36,078.28	0.00	11	0	15440					
2015	5819	5.76-15 - Activity Delivery Cost- Noble Creek Park Improvement Project	LMC	0	03F	C	1	1	7,189.35	7,189.35	6,817.16	0.00	11	0	0					
2015	5740	5.76-15 - Noble Creek Park Improvement Project	LMC	0	03F	C	1	1	43,396.00	43,396.00	43,396.00	0.00	11	2583	2583					
2016	5912	5.BEA.29-16 - Stewart Park Improvements	LMA	76.1	03F	X	1	1	0.00	0.00	0.00	0.00	11	0	0					
2015	5825	5.BN.32-15 - Activity Delivery Cost- Lions Park ADA Improvements	LMA	63.05	03F	C	1	1	357.52	357.52	175.10	0.00	11	0	0					
2015	5778	5.BN.32-15 - Lions Park ADA Improvements	LMA	63.05	03F	C	1	1	125,534.37	125,534.37	19,371.30	0.00	11	0	13134					
2016	5878	2.73-16 - Jurupa Valley Boxing Club Improvements	LMC	0	03G	O	1	1	90,219.62	2,072.01	2,072.01	88,147.61	11	0	0					
2016	5886	3.125-16 - Water Pipeline Replacement	LMA	54.13	03J	O	1	1	169,785.30	69,242.02	69,242.02	100,543.28	01	0	0					
2015	5744	5.BEA.27-15 - Street and Sidewalk Project	LMA	60.94	03K	O	1	1	149,627.00	24,231.19	24,231.19	125,395.81	01	0	0					
2015	5822	5.BEA.27-15 -Activity Delivery Cost- Street and Sidewalk Project	LMA	60.94	03K	O	1	1	23,000.00	17,631.03	17,219.54	5,368.97	01	0	0					
2014	5588	1.LE.36-14 - City of Lake Elsinore Sidewalk Improvements	LMA	65	03L	C	1	1	178,032.84	178,032.84	175,008.06	0.00	01	0	10480					
2015	5754	1.LE.44-15 - Lake Elsinore Sidewalk Improvements	LMA	64.98	03L	C	1	1	51,836.50	51,836.50	51,836.50	0.00	01	0	10480					
2012	5354	2.EV.02-12 - Sidewalk Improvement Project	LMC	0	03L	C	1	1	164,407.68	164,407.68	141,584.19	0.00	01	633	633					
2014	5601	2.EV.06-14 - Eastvale Pedestrian Accessibility Improvements - Phase III	LMC	0	03L	O	1	1	252,887.67	99,474.31	78,998.72	153,413.36	01	0	0					

Rpt Program Year: 2016

IDIS Activity																	CR-05 CAPER Section			2016-17	Actual #
Year	#	Activity Name	NatObj	PctLM	MTX	Status	Object ives	Outco mes	Funded	Draw Thru Amount	Draw In Amount	Balance	Accomp Type	Total Race	Total	Goal	Expended in 2016-17	Actual Assisted in 2016-17	2016-17 Expected # of Projects	Actual # Complete d	
2015	5750	2.EV.09-15 - Eastvale Pedestrian Accessibility Improvements	LMC	0	03L	O	1	1	133,152.00	82,917.71	82,917.71	50,234.29	01	0	0				20	21	
2016	5919	2.EV.12-16 - Eastvale Pedestrian Accessibility-Phase II	LMC	0	03L	O	1	1	135,971.89	383.25	383.25	135,588.64	01	0	0						
2015	5753	2.JV.01-15 - Citywide ADA Curb and Sidewalk Upgrades	LMC	0	03L	C	1	1	120,393.06	120,393.06	120,393.06	0.00	01	14501	14501						
2016	5922	2.JV.03-16 - Citywide ADA Curb and Sidewalk Upgrades, Phase II	LMC	0	03L	O	1	1	115,782.00	1,952.59	1,952.59	113,829.41	01	0	0						
2015	5762	3.MR.37-15 - Pedestrian Safety Enhancement Project	LMC	0	03L	O	1	1	239,909.00	689.81	689.81	239,219.19	01	0	0						
2016	5930	3.MR.39-16 - Pedestrian Safety Enhancement Project 2016-2017	LMC	0	03L	O	1	1	234,483.00	971.70	971.70	233,511.30	01	0	0						
2016	5913	5.BEA.30-16 - Sidewalk Improvement Project	LMA	60.94	03L	O	1	1	153,549.98	7,638.90	7,638.90	145,911.08	01	0	0						
2014	5643	5.BEA-24-14 - Sidewalk Improvement Project	LMA	60.9	03L	C	1	1	327,838.41	327,838.41	323,943.95	0.00	01	0	8525						
2016	5877	2.72-16 - Corona/Norco YMCA Childcare Facility Improvements	LMC	0	03M	O	1	1	61,050.00	2,311.40	2,311.40	58,738.60	11	0	0						
2015	5823	4.188-15 - Activity Delivery Cost- Desert AIDS Generator Project, Phase I	LMC	0	03S	C	1	1	3,714.98	3,714.98	3,065.59	0.00	11	0	0						
2015	5735	4.188-15 - Desert AIDS Generator Project, Phase I	LMC	0	03S	C	1	1	34,304.66	34,304.66	34,304.66	0.00	11	4775	4775	PF SL-1	2,260,926.11	369789			
2016	5900	4.204-16 - Desert AIDS Generator Project, Phase II	LMC	0	03S	C	1	1	90,205.91	90,205.91	90,205.91	0.00	11	2554	2554						
2016	5869	1.79-16 - Whiteside Manors Transitional Housing for Dually Diagnosed	LMC	0	03T	C	1	1	10,000.00	10,000.00	10,000.00	0.00	01	35	35						
2016	5888	3.127-16 - VRS Bus Ticket Home Program	LMC	0	03T	C	1	1	10,000.00	10,000.00	10,000.00	0.00	01	19	19						
2016	5893	4.197-16 - Las Mananitas I and II Migrant Farmworker Housing	LMC	0	03T	C	1	1	16,000.00	16,000.00	16,000.00	0.00	01	134	134						
2016	5901	4.205-16 - Roys Desert Resource Center	LMC	0	03T	C	1	1	10,000.00	10,000.00	10,000.00	0.00	01	400	400						
2016	5902	4.206-16 - Transitional Housing Program	LMC	0	03T	C	1	1	10,000.00	10,000.00	10,000.00	0.00	01	61	61						
2016	5908	5.83-16 - Veterans Initiative and CHAMPS Program	LMC	0	03T	C	1	1	1,571.72	1,571.72	1,571.72	0.00	01	5	5						
2016	5854	0.153-16 - Operation School Bell	LMC	0	05	C	1	1	37,311.00	37,311.00	37,311.00	0.00	01	304	304						
2016	5856	0.155-16 - H.O.P.E. Program	LMC	0	05	C	1	1	71,711.00	71,711.00	71,711.00	0.00	01	636	636						
2016	5863	0.162-16 - Community Food Pantry of Murrieta	LMC	0	05	C	1	1	70,000.00	70,000.00	70,000.00	0.00	01	1164	1164						
2016	5865	0.164-16 - Digital Learning for Disadvantaged Youth	LMC	0	05	C	1	1	10,000.00	10,000.00	10,000.00	0.00	01	125	125						
2016	5870	1.80-16 - Mead Valley Community Center	LMA	54.84	05	C	1	1	34,000.00	34,000.00	34,000.00	0.00	01	0	36120						
2016	5871	1.81-16 - Good Hope Community Center	LMA	65.03	05	C	1	1	24,500.00	24,500.00	24,500.00	0.00	01	0	26540						
2016	5875	2.70-16 - Highgrove Community Services Program	LMA	57.03	05	C	1	1	83,272.00	83,272.00	83,272.00	0.00	01	0	5050						
2016	5880	3.119-16 - Idyllwild HELP Center	LMC	0	05	C	1	1	40,000.00	40,000.00	40,000.00	0.00	01	201	201						
2016	5890	4.194-16 - Mecca Comfort Station	LMC	0	05	C	1	1	50,000.00	50,000.00	50,000.00	0.00	01	147	147						

Rpt Program Year: 2016

																CR-05 CAPER Section			2016-17	Actual #
Year	IDIS Activity #	Activity Name	NatObj	PctLM	MTX	Status	Object ives	Outco mes	Funded	Draw Thru Amount	Draw In Amount	Balance	Accomp Type	Total Race	Total	Goal	Expended in 2016-17	Actual Assisted in 2016-17	Expected # of Projects	Complete d
2016	5895	4.199-16 - Indio Hills After-School Program	LMC	0	05	C	1	1	9,961.56	9,961.56	9,961.56	0.00	01	40	40				37	37
2016	5896	4.200-16 - North Shore After School Program	LMC	0	05	C	1	1	10,000.00	10,000.00	10,000.00	0.00	01	46	46					
2016	5897	4.201-16 - Community Recreation Services and Community Engagement	LMA	69.24	05	C	1	1	16,390.10	16,390.10	16,390.10	0.00	01	0	49700					
2016	5909	5.84-16 - Cabazon Community Services Program	LMA	65.17	05	C	1	1	100,000.00	100,000.00	100,000.00	0.00	01	0	2555					
2016	5866	0.165-16 - Care-A-Van Transit	LMC	0	05A	C	1	1	13,000.00	13,000.00	13,000.00	0.00	01	463	463					
2016	5872	1.82-16 - Wildomar Senior Center Transportation Program	LMC	0	05A	C	1	1	35,000.00	35,000.00	35,000.00	0.00	01	241	241					
2016	5876	2.71-16 - Eddie Dee Smith Senior Center	LMC	0	05A	C	1	1	47,575.00	47,575.00	47,575.00	0.00	01	399	399					
2016	5932	2.NR.41-16 - Senior Recreation and Community Services	LMC	0	05A	C	1	1	11,671.82	11,671.82	11,671.82	0.00	01	1139	1139					
2016	5883	3.122-16 - FSA San Jacinto Senior Service Program	LMC	0	05A	C	1	1	30,000.00	30,000.00	30,000.00	0.00	01	512	512					
2016	5914	5.BEA.31-16 - The Arc of Riverside County	LMC	0	05B	X	1	1	0.00	0.00	0.00	0.00	01	0	0					
2016	5850	9.146-16 - Include Me	LMC	0	05B	X	1	1	0.00	0.00	0.00	0.00	01	0	0					
2016	5906	5.81-16 - Teen Leader Program	LMC	0	05D	C	1	1	5,000.00	5,000.00	5,000.00	0.00	01	10	10					
2016	5855	0.154-16 - Domestic Violence Services	LMC	0	05G	C	1	1	17,723.00	17,723.00	17,723.00	0.00	01	1368	1368					
2016	5898	4.202-16 - Warriors to Work Program	LMC	0	05H	C	1	1	1,888.87	1,888.87	1,888.87	0.00	01	17	17					
2016	5858	0.157-16 - Boys and Girls Club-Camp Kids Program	LMC	0	05L	C	1	1	21,268.00	21,268.00	21,268.00	0.00	01	47	47					
2016	5867	0.166-16 - Womens Health Assistance Program	LMC	0	05M	C	1	1	15,000.00	15,000.00	15,000.00	0.00	01	69	69					
2016	5928	1.LE.54-16 - Vista Community Clinic	LMC	0	05M	C	1	1	11,837.81	11,837.81	11,837.81	0.00	01	97	97					
2016	5860	0.159-16 - Court Appointed Special Advocates (CASA) Program	LMC	0	05N	C	1	1	122,000.00	122,000.00	122,000.00	0.00	01	130	130					
2016	5868	0.167-16 - Kin Care	LMC	0	05N	C	1	1	10,000.00	10,000.00	10,000.00	0.00	01	176	176					
2016	5892	4.196-16 - Mental Health Counseling	LMC	0	05O	X	1	1	0.00	0.00	0.00	0.00	01	0	0					
2016	5857	0.156-16 - Blythe Harmony Kitchen	LMC	0	05W	C	1	1	15,669.57	15,669.57	15,669.57	0.00	01	376	376					
2016	5882	3.121-16 - Emergency Community Food Pantry	LMC	0	05W	C	1	1	10,000.00	10,000.00	10,000.00	0.00	01	4689	4689					
2016	5889	4.193-16 - St. Elizabeth Food Pantry	LMC	0	05W	C	1	1	6,000.00	6,000.00	6,000.00	0.00	01	340	340					
2016	5891	4.195-16 - Food Assistance Program	LMC	0	05W	C	1	1	16,000.00	16,000.00	16,000.00	0.00	01	2002	2002					
2016	5907	5.82-16 - Menifee Valley Community Cupboard	LMC	0	05W	C	1	1	10,000.00	10,000.00	10,000.00	0.00	01	1182	1182	PS SL-1	1,014,351.45	136539		
2016	5881	3.120-16 - Operation School Bell	LMC	0	05	C	1	2	10,000.00	10,000.00	10,000.00	0.00	01	101	101					
2016	5884	3.123-16 - Camp Elk Scholarship Program	LMC	0	05	C	1	2	5,000.00	5,000.00	5,000.00	0.00	01	23	23					

Rpt Program Year: 2016

																CR-05 CAPER Section			2016-17	Actual #
Year	IDIS Activity #	Activity Name	NatObj	PctLM	MTX	Status	Object ives	Outco mes	Funded	Draw Thru Amount	Draw In Amount	Balance	Accomp Type	Total Race	Total	Goal	Expended in 2016-17	Actual Assisted in 2016-17	Expected # of Projects	Complete d
2016	5894	4.198-16 - Paseo de los Heroes II After School Program	LMC	0	05	C	1	2	8,780.00	8,780.00	8,780.00	0.00	01	35	35	PS SL-2	64,702.00	394	7	7
2016	5924	4.LQ.27-16 - Boys and Girls Club- Coachella Valley	LMC	0	05	C	1	2	18,360.00	18,360.00	18,360.00	0.00	01	72	72					
2016	5920	2.EV.13-16 - Youth Recreation Scholarship Program	LMC	0	05D	X	1	2	0.00	0.00	0.00	0.00	01	0	0					
2016	5887	3.126-16 - Youth Scholarship Program	LMC	0	05D	C	1	2	5,000.00	5,000.00	5,000.00	0.00	01	125	125					
2016	5927	1.LE.53-16 - Boys and Girls Clubs of Southwest County	LMC	0	05L	C	1	2	10,000.00	10,000.00	10,000.00	0.00	01	35	35					
2016	5859	0.158-16 - Project Independence	LMC	0	05N	C	1	2	7,562.00	7,562.00	7,562.00	0.00	01	3	3					
2015	5703	1.76-15 - 1st District Public Facility Fund	LMC	0	03	X	1	3	0.00	0.00	0.00	0.00	11	0	0					
2016	5874	1.84-16 - 1st District Public Facility Fund	LMC	0	03	X	1	3	0.00	0.00	0.00	0.00	11	0	0					
2016	5879	2.74-16 - 2nd District Public Facility Fund	LMC	0	03	X	1	3	0.00	0.00	0.00	0.00	11	0	0					
2013	5472	3.99-13 - Mid-County Regional Service Center	LMC	0	03	C	1	3	900,379.67	900,379.67	188,447.45	0.00	01	261	261					
2016	5905	4.209-16 - 4th District Public Facility Fund	LMC	0	03	X	1	3	0.00	0.00	0.00	0.00	11	0	0					
2000	1931	4.259 TORRES-MARTINEZ MOBILE HOME PARK	LMA	78.9	03	X	1	3	191,763.20	191,763.20	0.00	0.00	11	0	0					
2016	5910	5.85-16 - 5th District Public Facility Fund	LMC	0	03	X	1	3	0.00	0.00	0.00	0.00	11	0	0					
2015	5776	9.133-15 - Countywide Road Improvement Projects	LMC	0	03	X	1	3	0.00	0.00	0.00	0.00	11	0	0					
2015	5777	9.134-15 - Countywide Public Facility Fund	LMC	0	03	X	1	3	0.00	0.00	0.00	0.00	11	0	0					
2016	5852	9.148-16 - Countywide Improvement Projects	LMC	0	03	O	1	3	364,703.84	0.00	0.00	364,703.84	11	0	0					
2016	5853	9.149-16 -Countywide Public Facility Fund	LMC	0	03	O	1	3	301,057.84	0.00	0.00	301,057.84	11	0	0					
2013	5464	2.57-13 - Eddie Dee Smith Senior Center Improvement Project	LMC	0	03A	O	1	3	852,147.96	187,173.75	1,107.36	664,974.21	11	0	0					
2011	5197	3.MR.23-11 - Murrieta Senior Center Expansion Project	LMC	0	03A	O	1	3	461,677.70	455,400.04	25,715.47	6,277.66	11	0	0					
2016	5938	3.129-16 - San Jacinto Mountain Community Center Project	SBA	0	03E	O	1	3	309,059.70	17,702.78	17,702.78	291,356.92	11	0	0					
2015	5813	1.77-15 - Activity Delivery Cost- Good Hope Park Improvements	LMA	66.16	03F	O	1	3	23,238.72	12,302.39	12,184.45	10,936.33	11	0	0					
2015	5795	1.77-15 - Good Hope Park Improvements	LMA	65.03	03F	O	1	3	793,565.80	32,810.20	32,810.20	760,755.60	11	0	0					
2016	5940	1.WD.15-16 - City of Wildomar Gateway Park Project	LMA	74.09	03F	O	1	3	116,448.00	14,435.85	14,435.85	102,012.15	11	0	0					
2015	5814	3.115-15 - Activity Delivery Cost- San Jacinto Parks Improvements Project	LMA	56.92	03F	O	1	3	14,000.00	13,289.58	11,566.55	710.42	11	0	0					
2015	5796	3.115-15 - San Jacinto Parks Improvements Project	LMA	56.92	03F	O	1	3	500,000.00	370,058.57	370,058.57	129,941.43	11	0	0					
2015	5794	4.191-15 - North Shore Community Park	LMA	80	03F	O	1	3	291,281.67	289,566.42	182,226.67	1,715.25	11	0	0					
2015	5818	4.DHS.20-15 - Activity Delivery Cost- Park Improvement Project	LMA	62.58	03F	O	1	3	5,000.00	1,425.92	1,425.92	3,574.08	11	0	0					

Rpt Program Year: 2016

																CR-05 CAPER Section			2016-17	Actual #
Year	IDIS Activity #	Activity Name	NatObj	PctLM	MTX	Status	Object ives	Outco mes	Funded	Draw Thru Amount	Draw In Amount	Balance	Accomp Type	Total Race	Total	Goal	Expended in 2016-17	Actual Assisted in 2016-17	Expected # of Projects	Complete d
2015	5749	4.DHS.20-15 - Park Improvement Project	LMA	62.58	03F	O	1	3	212,648.00	9,665.23	9,665.23	202,982.77	11	0	0					
2016	5918	4.DHS.23-16 - Park Improvement Project	LMA	62.58	03F	O	1	3	208,934.00	145.32	145.32	208,788.68	11	0	0					
2015	5809	9.137-15 - Ripley Waterwaste System Improvements	LMA	86.36	03J	C	1	3	171,585.33	171,585.33	69,827.73	0.00	01	0	990					
2015	5811	9.139-15 - Desert Center Wastewater System Improvements	LMA	62.25	03J	C	1	3	34,510.66	34,510.66	760.66	0.00	01	0	2000					
2015	5815	3.SJ.04-15 - Activity Delivery Cost- Downtown San Jacinto Street Improvements	LMA	78.09	03K	O	1	3	11,349.13	8,179.47	7,359.27	3,169.66	01	0	0					
2015	5766	3.SJ.04-15 - Downtown San Jacinto Street Improvements	LMA	78.09	03K	O	1	3	419,233.14	375,251.97	375,251.97	43,981.17	01	0	0					
2016	5945	9.151-16 - Hunter Street Road Improvements	LMA	75.51	03K	C	1	3	176,581.41	176,581.41	176,581.41	0.00	01	0	3185					
2015	5769	1.WD.12-15 - Wildomar/Sedco Sidewalk Project	LMA	74.09	03L	O	1	3	246,400.75	8,496.51	8,496.51	237,904.24	01	0	0	PF SL-3	1,505,769.37	6436	6	4
2016	5848	9.144-16 - Community Enhancement Program	LMA	54.52	05V	C	1	3	31,270.50	31,270.50	31,270.50	0.00	01	0	12730	PS SL-3	31,270.50	12730	1	1
2016	5861	0.160-16 - Community Impact Plans	LMA	62.85	15	C	1	3	664,072.03	664,072.03	664,072.03	0.00	01	0	118585					
2016	5926	1.LE.52-16 - Code Enforcement	LMA	57.51	15	C	1	3	50,000.00	50,000.00	50,000.00	0.00	01	0	24195					
2016	5933	1.WD.14-16 - Code Enforcement Enhancement Program	LMA	74.09	15	C	1	3	16,116.75	16,116.75	16,116.75	0.00	01	0	1235					
2015	5831	3.SJ.05-15 -San Jacinto Code Enforcement	LMA	67.64	15	C	1	3	141,075.86	141,075.86	111,980.94	0.00	01	0	20085					
2015	5747	4.CO.10-15 - Code Enforcement Program	LMA	62.18	15	C	1	3	362,666.19	362,666.19	262,666.19	0.00	01	0	48605					
2016	5917	4.CO.13-16 - Code Enforcement Program	LMA	62.82	15	O	1	3	344,662.00	149,015.85	149,015.85	195,646.15	01	0	0	Code Enf	1,253,851.76	212705	4	5
2015	5690	0.143-15 - Home Enhancement Grant Program	LMH	0	14A	O	2	2	366,589.55	133,430.03	114,529.34	233,159.52	10	0	0					
2015	5957	0.143-15-1 HEG4.06-15	LMH	0	14A	C	2	2	19,065.45	19,065.45	19,065.45	0.00	10	1	1					
2015	5963	0.143-15-2	LMH	0	14A	O	2	2	9,345.00	9,345.00	9,345.00	0.00	10	1	0					
2015	5832	0.145-15 - Activity Delivery Cost- Critical Home Maintenance & Repair Program	LMH	0	14A	C	2	2	6,815.19	6,815.19	6,355.22	0.00	10	0	0					
2015	5693	0.145-15 - Critical Home Maintenance & Repair Program	LMH	0	14A	C	2	2	23,604.94	23,604.94	23,604.94	0.00	10	4	4					
2016	5862	0.161-16 - Home Enhancement Program- Pre 1978	LMH	0	14A	O	2	2	200,000.00	12,089.57	12,089.57	187,910.43	10	0	0					
2016	5864	0.163-16 - Critical Home Maintenance and Repair Program	LMH	0	14A	O	2	2	114,782.00	14,443.41	14,443.41	100,338.59	10	1	1					
2014	5587	1.CL.02-14 - Home Repair Program	LMH	0	14A	C	2	2	39,356.00	39,356.00	9,200.00	0.00	10	5	5					
2015	5746	1.CL.04-15- Canyon Lake Home Repair Program	LMH	0	14A	X	2	2	0.00	0.00	0.00	0.00	10	0	0					
2016	5916	1.CL.06-16- Canyon Lake Home Repair Program	LMH	0	14A	X	2	2	0.00	0.00	0.00	0.00	10	0	0					
2014	5564	9.125-14 - Home Enhancement Rehab Program	LMH	0	14A	O	2	2	450,062.73	267,876.32	81,343.98	182,186.41	10	0	0					
2014	5953	9.125-14-1 HEPBM3-03	LMH	0	14A	C	2	2	13,681.00	13,681.00	13,681.00	0.00	10	1	1					

Rpt Program Year: 2016

																	CR-05 CAPER Section			2016-17	Actual #	
Year	IDIS Activity #	Activity Name	NatObj	PctLM	MTX	Status	Object ives	Outco mes	Funded	Draw Thru Amount	Draw In Amount	Balance	Accomp Type	Total Race	Total		Goal	Expended in 2016-17	Actual Assisted in 2016-17	Expected # of Projects	Actual # Complete d	
2014	5954	9.125-14-2 HEPBM2-01	LMH	0	14A	C	2	2	13,257.00	13,257.00	13,257.00	0.00	10	1	1							
2014	5955	9.125-14-3 HEPBM3-2	LMH	0	14A	C	2	2	18,543.00	18,543.00	18,543.00	0.00	10	1	1							
2014	5956	9.125-14-4 HEG5.04-14	LMH	0	14A	C	2	2	9,851.00	9,851.00	9,851.00	0.00	10	1	1							
2014	5964	9.125-14-5 Home Rehab	LMH	0	14A	O	2	2	25,000.00	700.00	700.00	24,300.00	10	0	0							
2015	5824	4.IW.10-15 - Activity Delivery Cost- ADA Improvement Project	LMH	0	14D	C	2	2	1,197.27	1,197.27	1,044.24	0.00	10	0	0							
2015	5752	4.IW.10-15 - ADA Improvement Project	LMH	0	14D	C	2	2	19,625.15	19,625.15	19,625.15	0.00	10	89	89							
2016	5921	4.IW.11-16 - Resident Mobility Project	LMH	0	14D	C	2	2	35,630.47	35,630.47	35,630.47	0.00	10	215	215							
2015	5699	0.151-15 - Riverside County Affordable Solar Housing Program	LMH	0	14F	C	2	2	10,768.89	10,768.89	5,768.89	0.00	10	2	2		Rehab DH-2	408,077.66	321	3	12	
2014	5660	9.129-14 - Economic Development-Financial Assistance	LMJ	0	18A	O	3	1	407,636.00	39,169.65	25,492.53	368,466.35	13	0	0							
2015	5678	9.132-15 - Economic Development Assistance Fund	LMJ	0	18A	O	3	1	50,000.00	23,335.81	15,041.88	26,664.19	13	0	0							
2016	5904	4.208-16 - Riverside County Women Veterans Business Initiative	LMCMC	0	18C	C	3	1	10,000.00	10,000.00	10,000.00	0.00	08	7	7							
2014	5659	9.128-14 Economic Development-MicroEnterprise	LMCMC	0	18C	O	3	1	398,135.00	57,778.36	37,563.45	340,356.64	08	0	0							
2014	5951	9.128-14-1 - Clochan Concrete	LMCMC	0	18C	O	3	1	9,500.00	8,799.40	8,799.40	700.60	08	0	0							
2016	5849	9.145-16 - Economic Development - MicroEnterprise	LMCMC	0	18C	O	3	1	100,000.00	14,506.44	14,506.44	85,493.56	08	0	0		ED	111,403.70	7	2	1	
											8,020,674.45							8,020,674.45	745,028	85	93	
																					Summary of Specific Obj/Outcome	

PR03 – Supports CR10 and PR23

06/30/207

Grantee: RIVERSIDE COUNTY

Rpt Program Year: 2016

Year	IDIS Activity #	Activity Name	NatObj	MTX	Status	Funded	Draw Thru Amount	Draw In Amount	Balance	Accomp Type	Total Race
2015	5703	1.76-15 - 1st District Public Facility Fund	LMC	03	X	0.00	0.00	0.00	0.00	11	0
2016	5874	1.84-16 - 1st District Public Facility Fund	LMC	03	X	0.00	0.00	0.00	0.00	11	0
2016	5879	2.74-16 - 2nd District Public Facility Fund	LMC	03	X	0.00	0.00	0.00	0.00	11	0
2016	5935	3.128-16 - Community Multi-Service/Food Pantry of Murrieta	LMC	03	O	104,000.00	17,411.93	17,411.93	86,588.07	01	0
2013	5472	3.99-13 - Mid-County Regional Service Center	LMC	03	C	900,379.67	900,379.67	188,447.45	0.00	01	261
2014	5625	4.164-14 - S.C.R.A.P. Gallery Mural Program	LMA	03	O	18,000.00	11,197.88	2,290.52	6,802.12	01	0
2014	5812	4.168-14 - Activity Delivery Cost- Colorado River Community Center	LMA	03	O	37,570.00	31,743.78	28,724.41	5,826.22	01	0
2014	5670	4.168-14 - Colorado River Community Center	LMA	03	O	195,207.17	156,953.32	156,372.60	38,253.85	01	0
2016	5905	4.209-16 - 4th District Public Facility Fund	LMC	03	X	0.00	0.00	0.00	0.00	11	0
2000	1931	4.259 TORRES-MARTINEZ MOBILE HOME PARK	LMA	03	X	191,763.20	191,763.20	0.00	0.00	11	0
2016	5923	4.LQ.26-16 - City of La Quinta ADA Improvements	LMC	03	C	109,375.45	109,375.45	109,375.45	0.00	01	3711
2015	5821	5.80-15 - Activity Delivery Cost- March Field Air Museum ADA Project	LMC	03	C	23,815.43	23,815.43	23,176.41	0.00	01	0
2015	5785	5.80-15 - March Field Air Museum ADA Project	LMC	03	C	114,430.00	114,430.00	100,530.00	0.00	01	266160
2016	5910	5.85-16 - 5th District Public Facility Fund	LMC	03	X	0.00	0.00	0.00	0.00	11	0
2016	5946	5.87-16 - Perris Valley Cemetery ADA Compliance Improvements	LMC	03	O	362,631.99	9,625.83	9,625.83	353,006.16	01	0
2016	5911	5.BN.34-16 - Banning Community/Senior Center Rehabilitation Project	LMA	03	O	225,614.63	5,547.23	5,547.23	220,067.40	01	0
2014	5563	9.122-14 - Riverside County Cultural Center- Golden years Pavilion Improvements	LMC	03	X	0.00	0.00	0.00	0.00	01	0
2015	5776	9.133-15 - Countywide Road Improvement Projects	LMC	03	X	0.00	0.00	0.00	0.00	11	0
2015	5777	9.134-15 - Countywide Public Facility Fund	LMC	03	X	0.00	0.00	0.00	0.00	11	0
2016	5847	9.143-16 - Fair Housing Public Facility Fund	LMC	03	C	10,495.01	10,495.01	10,495.01	0.00	01	6107
2016	5851	9.147-16 - EDM ADA Assessment	LMC	03	O	138,703.78	960.53	960.53	137,743.25	01	0

IDIS Activity											
Year	Activity #	Activity Name	NatObj	MTX	Status	Funded	Draw Thru Amount	Draw In Amount	Balance	Accomp Type	Total Race
2016	5852	9.148-16 - Countywide Improvement Projects	LMC	03	O	364,703.84	0.00	0.00	364,703.84	11	0
2016	5853	9.149-16 -Countywide Public Facility Fund	LMC	03	O	299,984.59	0.00	0.00	299,984.59	11	0
2015	5755	1.LE.45-15 - Lake Elsinore Senior Center	LMC	03A	X	0.00	0.00	0.00	0.00	11	0
2013	5464	2.57-13 - Eddie Dee Smith Senior Center Improvement Project	LMC	03A	O	852,147.96	187,173.75	1,107.36	664,974.21	11	0
2011	5197	3.MR.23-11 - Murrieta Senior Center Expansion Project	LMC	03A	O	461,677.70	455,400.04	25,715.47	6,277.66	11	0
2012	5817	3.MR.28-12 - Activity Delivery Cost- Murrieta Senior Center Expansion Project	LMC	03A	X	0.00	0.00	0.00	0.00	11	0
2012	5365	3.MR.28-12 - Murrieta Senior Center Expansion	LMC	03A	O	404,963.32	10,832.63	10,832.63	394,130.69	11	0
2013	5512	3.MR.32-13 - Senior Center Recreation Facility Improvement Project	LMC	03A	O	308,220.00	20,366.87	20,085.03	287,853.13	11	0
2016	5949	3.130-16 - T.H.E. Center Facility Improvements	LMC	03B	O	10,000.00	0.00	0.00	10,000.00	11	0
2015	5827	4.186-15 - Activity Delivery Cost- Desert Arc ADA Improvements	LMC	03B	C	308.98	308.98	193.28	0.00	11	0
2015	5733	4.186-15 - Desert Arc ADA Improvements	LMC	03B	C	30,000.00	30,000.00	29,520.00	0.00	11	409
2016	5899	4.203-16 - Desert Arc Facility Improvement Project	LMC	03B	C	45,158.11	45,158.11	45,158.11	0.00	11	470
2016	5903	4.207-16 - MVK Energy Improvement Project	LMC	03C	C	82,336.87	82,336.87	82,336.87	0.00	11	494
2016	5873	1.83-16 - Mead Valley Community Center Public Facility	LMA	03E	X	0.00	0.00	0.00	0.00	11	0
2016	5936	1.85-16 - Mead Valley Library Improvement	LMA	03E	X	0.00	0.00	0.00	0.00	11	0
2016	5925	1.LE.51-16 - Rehabilitation of Sheriff Station to Community Center	LMA	03E	O	485,605.94	21,979.85	21,979.85	463,626.09	11	0
2014	5671	2.NR.35-14 - Norco Community Center ADA Upgrades	LMC	03E	O	171,359.81	3,751.68	3,751.68	167,608.13	11	0
2016	5885	3.124-16 - Anza Community Hall Improvement Project	LMA	03E	O	171,246.00	142,602.82	142,602.82	28,643.18	11	0
2016	5938	3.129-16 - San Jacinto Mountain Community Center Project	SBA	03E	O	309,059.70	17,702.78	17,702.78	291,356.92	11	0
2014	5613	3.MR.34-14 - Murrieta Community Center ADA Restroom Project	LMC	03E	O	258,169.00	174,682.29	19,561.50	83,486.71	11	0
2015	5813	1.77-15 - Activity Delivery Cost- Good Hope Park Improvements	LMA	03F	O	23,238.72	12,302.39	12,184.45	10,936.33	11	0
2015	5795	1.77-15 - Good Hope Park Improvements	LMA	03F	O	793,565.80	32,810.20	32,810.20	760,755.60	11	0
2016	5940	1.WD.15-16 - City of Wildomar Gateway Park Project	LMA	03F	O	116,448.00	14,435.85	14,435.85	102,012.15	11	0

IDIS Activity											
Year	#	Activity Name	NatObj	MTX	Status	Funded	Draw Thru Amount	Draw In Amount	Balance	Accomp Type	Total Race
2015	5765	2.NR.38-15 - Ingalls Park ADA Restroom Project Phase II	LMC	03F	O	74,657.00	4,149.50	4,149.50	70,507.50	11	0
2016	5931	2.NR.40-16 - Ingalls Park ADA Restroom Project Phase II	LMC	03F	O	70,507.18	660.98	660.98	69,846.20	11	0
2015	5814	3.115-15 - Activity Delivery Cost- San Jacinto Parks Improvements Project	LMA	03F	O	14,000.00	13,289.58	11,566.55	710.42	11	0
2015	5796	3.115-15 - San Jacinto Parks Improvements Project	LMA	03F	O	500,000.00	370,058.57	370,058.57	129,941.43	11	0
2015	5794	4.191-15 - North Shore Community Park	LMA	03F	O	291,281.67	289,566.42	182,226.67	1,715.25	11	0
2015	5745	4.BL.37-15 - Park Improvement Project	LMA	03F	C	91,270.35	91,270.35	91,270.35	0.00	11	0
2016	5915	4.BL.39-16 - Blythe Park Improvements	LMA	03F	C	36,078.28	36,078.28	36,078.28	0.00	11	0
2015	5818	4.DHS.20-15 - Activity Delivery Cost- Park Improvement Project	LMA	03F	O	5,000.00	1,425.92	1,425.92	3,574.08	11	0
2015	5749	4.DHS.20-15 - Park Improvement Project	LMA	03F	O	212,648.00	9,665.23	9,665.23	202,982.77	11	0
2016	5918	4.DHS.23-16 - Park Improvement Project	LMA	03F	O	208,934.00	145.32	145.32	208,788.68	11	0
2015	5819	5.76-15 - Activity Delivery Cost- Noble Creek Park Improvement Project	LMC	03F	C	7,189.35	7,189.35	6,817.16	0.00	11	0
2015	5740	5.76-15 - Noble Creek Park Improvement Project	LMC	03F	C	43,396.00	43,396.00	43,396.00	0.00	11	2583
2016	5912	5.BEA.29-16 - Stewart Park Improvements	LMA	03F	X	0.00	0.00	0.00	0.00	11	0
2015	5825	5.BN.32-15 - Activity Delivery Cost- Lions Park ADA Improvements	LMA	03F	C	357.52	357.52	175.10	0.00	11	0
2015	5778	5.BN.32-15 - Lions Park ADA Improvements	LMA	03F	C	125,534.37	125,534.37	19,371.30	0.00	11	0
2016	5878	2.73-16 - Jurupa Valley Boxing Club Improvements	LMC	03G	O	90,219.62	2,072.01	2,072.01	88,147.61	11	0
2016	5886	3.125-16 - Water Pipeline Replacement	LMA	03J	O	169,785.30	69,242.02	69,242.02	100,543.28	01	0
2015	5809	9.137-15 - Ripley Waterwaste System Improvements	LMA	03J	C	171,585.33	171,585.33	69,827.73	0.00	01	0
2015	5811	9.139-15 - Desert Center Wastewater System Improvements	LMA	03J	C	34,510.66	34,510.66	760.66	0.00	01	0
2015	5815	3.SJ.04-15 - Activity Delivery Cost- Downtown San Jacinto Street Improvements	LMA	03K	O	11,349.13	8,179.47	7,359.27	3,169.66	01	0
2015	5766	3.SJ.04-15 - Downtown San Jacinto Street Improvements	LMA	03K	O	419,233.14	375,251.97	375,251.97	43,981.17	01	0
2015	5744	5.BEA.27-15 - Street and Sidewalk Project	LMA	03K	O	149,627.00	24,231.19	24,231.19	125,395.81	01	0
2015	5822	5.BEA.27-15 -Activity Delivery Cost- Street and Sidewalk Project	LMA	03K	O	23,000.00	17,631.03	17,219.54	5,368.97	01	0

IDIS Activity											
Year	Activity #	Activity Name	NatObj	MTX	Status	Funded	Draw Thru Amount	Draw In Amount	Balance	Accomp Type	Total Race
2016	5945	9.151-16 - Hunter Street Road Improvements	LMA	03K	C	176,581.41	176,581.41	176,581.41	0.00	01	0
2014	5588	1.LE.36-14 - City of Lake Elsinore Sidewalk Improvements	LMA	03L	C	178,032.84	178,032.84	175,008.06	0.00	01	0
2015	5754	1.LE.44-15 - Lake Elsinore Sidewalk Improvements	LMA	03L	C	51,836.50	51,836.50	51,836.50	0.00	01	0
2015	5769	1.WD.12-15 - Wildomar/Sedco Sidewalk Project	LMA	03L	O	246,400.75	8,496.51	8,496.51	237,904.24	01	0
2012	5354	2.EV.02-12 - Sidewalk Improvement Project	LMC	03L	C	164,407.68	164,407.68	141,584.19	0.00	01	633
2014	5601	2.EV.06-14 - Eastvale Pedestrian Accessibility Improvements - Phase III	LMC	03L	O	252,887.67	99,474.31	78,998.72	153,413.36	01	0
2015	5750	2.EV.09-15 - Eastvale Pedestrian Accessibility Improvements	LMC	03L	O	133,152.00	82,917.71	82,917.71	50,234.29	01	0
2016	5919	2.EV.12-16 - Eastvale Pedestrian Accessibility-Phase II	LMC	03L	O	135,971.89	383.25	383.25	135,588.64	01	0
2015	5753	2.JV.01-15 - Citywide ADA Curb and Sidewalk Upgrades	LMC	03L	C	120,393.06	120,393.06	120,393.06	0.00	01	14501
2016	5922	2.JV.03-16 - Citywide ADA Curb and Sidewalk Upgrades, Phase II	LMC	03L	O	115,782.00	1,952.59	1,952.59	113,829.41	01	0
2015	5762	3.MR.37-15 - Pedestrian Safety Enhancement Project	LMC	03L	O	239,909.00	689.81	689.81	239,219.19	01	0
2016	5930	3.MR.39-16 - Pedestrian Safety Enhancement Project 2016-2017	LMC	03L	O	234,483.00	971.70	971.70	233,511.30	01	0
2016	5913	5.BEA.30-16 - Sidewalk Improvement Project	LMA	03L	O	154,623.23	7,638.90	7,638.90	146,984.33	01	0
2014	5643	5.BEA.24-14 - Sidewalk Improvement Project	LMA	03L	C	327,838.41	327,838.41	323,943.95	0.00	01	0
2016	5877	2.72-16 - Corona/Norco YMCA Childcare Facility Improvements	LMC	03M	O	61,050.00	2,311.40	2,311.40	58,738.60	11	0
2015	5823	4.188-15 - Activity Delivery Cost- Desert AIDS Generator Project, Phase I	LMC	03S	C	3,714.98	3,714.98	3,065.59	0.00	11	0
2015	5735	4.188-15 - Desert AIDS Generator Project, Phase I	LMC	03S	C	34,304.66	34,304.66	34,304.66	0.00	11	4775
2016	5900	4.204-16 - Desert AIDS Generator Project, Phase II	LMC	03S	C	90,205.91	90,205.91	90,205.91	0.00	11	2554
2016	5869	1.79-16 - Whiteside Manors Transitional Housing for Dually Diagnosed	LMC	03T	C	10,000.00	10,000.00	10,000.00	0.00	01	35
2016	5888	3.127-16 - VRS Bus Ticket Home Program	LMC	03T	C	10,000.00	10,000.00	10,000.00	0.00	01	19
2016	5893	4.197-16 - Las Mananitas I and II Migrant Farmworker Housing	LMC	03T	C	16,000.00	16,000.00	16,000.00	0.00	01	134
2016	5901	4.205-16 - Roys Desert Resource Center	LMC	03T	C	10,000.00	10,000.00	10,000.00	0.00	01	400
2016	5902	4.206-16 - Transitional Housing Program	LMC	03T	C	10,000.00	10,000.00	10,000.00	0.00	01	61

IDIS Activity											
Year	#	Activity Name	NatObj	MTX	Status	Funded	Draw Thru Amount	Draw In Amount	Balance	Accomp Type	Total Race
2016	5908	5.83-16 - Veterans Initiative and CHAMPS Program	LMC	03T	C	1,571.72	1,571.72	1,571.72	0.00	01	5
2016	5854	0.153-16 - Operation School Bell	LMC	05	C	37,311.00	37,311.00	37,311.00	0.00	01	304
2016	5856	0.155-16 - H.O.P.E. Program	LMC	05	C	71,711.00	71,711.00	71,711.00	0.00	01	636
2016	5863	0.162-16 - Community Food Pantry of Murrieta	LMC	05	C	70,000.00	70,000.00	70,000.00	0.00	01	1164
2016	5865	0.164-16 - Digital Learning for Disadvantaged Youth	LMC	05	C	10,000.00	10,000.00	10,000.00	0.00	01	125
2016	5870	1.80-16 - Mead Valley Community Center	LMA	05	C	34,000.00	34,000.00	34,000.00	0.00	01	0
2016	5871	1.81-16 - Good Hope Community Center	LMA	05	C	24,500.00	24,500.00	24,500.00	0.00	01	0
2016	5875	2.70-16 - Highgrove Community Services Program	LMA	05	C	83,272.00	83,272.00	83,272.00	0.00	01	0
2016	5880	3.119-16 - Idyllwild HELP Center	LMC	05	C	40,000.00	40,000.00	40,000.00	0.00	01	201
2016	5881	3.120-16 - Operation School Bell	LMC	05	C	10,000.00	10,000.00	10,000.00	0.00	01	101
2016	5884	3.123-16 - Camp Elk Scholarship Program	LMC	05	C	5,000.00	5,000.00	5,000.00	0.00	01	23
2016	5890	4.194-16 - Mecca Comfort Station	LMC	05	C	50,000.00	50,000.00	50,000.00	0.00	01	147
2016	5894	4.198-16 - Paseo de los Heroes II After School Program	LMC	05	C	8,780.00	8,780.00	8,780.00	0.00	01	35
2016	5895	4.199-16 - Indio Hills After-School Program	LMC	05	C	9,961.56	9,961.56	9,961.56	0.00	01	40
2016	5896	4.200-16 - North Shore After School Program	LMC	05	C	10,000.00	10,000.00	10,000.00	0.00	01	46
2016	5897	4.201-16 - Community Recreation Services and Community Engagement	LMA	05	C	16,390.10	16,390.10	16,390.10	0.00	01	0
2016	5924	4.LQ.27-16 - Boys and Girls Club- Coachella Valley	LMC	05	C	18,360.00	18,360.00	18,360.00	0.00	01	72
2016	5909	5.84-16 - Cabazon Community Services Program	LMA	05	C	100,000.00	100,000.00	100,000.00	0.00	01	0
2016	5866	0.165-16 - Care-A-Van Transit	LMC	05A	C	13,000.00	13,000.00	13,000.00	0.00	01	463
2016	5872	1.82-16 - Wildomar Senior Center Transportation Program	LMC	05A	C	35,000.00	35,000.00	35,000.00	0.00	01	241
2016	5876	2.71-16 - Eddie Dee Smith Senior Center	LMC	05A	C	47,575.00	47,575.00	47,575.00	0.00	01	399
2016	5932	2.NR.41-16 - Senior Recreation and Community Services	LMC	05A	C	11,671.82	11,671.82	11,671.82	0.00	01	1139
2016	5883	3.122-16 - FSA San Jacinto Senior Service Program	LMC	05A	C	30,000.00	30,000.00	30,000.00	0.00	01	512

IDIS Activity											
Year	#	Activity Name	NatObj	MTX	Status	Funded	Draw Thru Amount	Draw In Amount	Balance	Accomp Type	Total Race
2016	5914	5.BEA.31-16 - The Arc of Riverside County	LMC	05B	X	0.00	0.00	0.00	0.00	01	0
2016	5850	9.146-16 - Include Me	LMC	05B	X	0.00	0.00	0.00	0.00	01	0
2016	5920	2.EV.13-16 - Youth Recreation Scholarship Program	LMC	05D	X	0.00	0.00	0.00	0.00	01	0
2016	5887	3.126-16 - Youth Scholarship Program	LMC	05D	C	5,000.00	5,000.00	5,000.00	0.00	01	125
2016	5906	5.81-16 - Teen Leader Program	LMC	05D	C	5,000.00	5,000.00	5,000.00	0.00	01	10
2016	5855	0.154-16 - Domestic Violence Services	LMC	05G	C	17,723.00	17,723.00	17,723.00	0.00	01	1368
2016	5898	4.202-16 - Warriors to Work Program	LMC	05H	C	1,888.87	1,888.87	1,888.87	0.00	01	17
2016	5858	0.157-16 - Boys and Girls Club-Camp Kids Program	LMC	05L	C	21,268.00	21,268.00	21,268.00	0.00	01	47
2016	5927	1.LE.53-16 - Boys and Girls Clubs of Southwest County	LMC	05L	C	10,000.00	10,000.00	10,000.00	0.00	01	35
2016	5867	0.166-16 - Womens Health Assistance Program	LMC	05M	C	15,000.00	15,000.00	15,000.00	0.00	01	69
2016	5928	1.LE.54-16 - Vista Community Clinic	LMC	05M	C	11,837.81	11,837.81	11,837.81	0.00	01	97
2016	5859	0.158-16 - Project Independence	LMC	05N	C	7,562.00	7,562.00	7,562.00	0.00	01	3
2016	5860	0.159-16 - Court Appointed Special Advocates (CASA) Program	LMC	05N	C	122,000.00	122,000.00	122,000.00	0.00	01	130
2016	5868	0.167-16 - Kin Care	LMC	05N	C	10,000.00	10,000.00	10,000.00	0.00	01	176
2016	5892	4.196-16 - Mental Health Counseling	LMC	05O	X	0.00	0.00	0.00	0.00	01	0
2016	5848	9.144-16 - Community Enhancement Program	LMA	05V	C	31,270.50	31,270.50	31,270.50	0.00	01	0
2016	5857	0.156-16 - Blythe Harmony Kitchen	LMC	05W	C	15,669.57	15,669.57	15,669.57	0.00	01	376
2016	5882	3.121-16 - Emergency Community Food Pantry	LMC	05W	C	10,000.00	10,000.00	10,000.00	0.00	01	4689
2016	5889	4.193-16 - St. Elizabeth Food Pantry	LMC	05W	C	6,000.00	6,000.00	6,000.00	0.00	01	340
2016	5891	4.195-16 - Food Assistance Program	LMC	05W	C	16,000.00	16,000.00	16,000.00	0.00	01	2002
2016	5907	5.82-16 - Menifee Valley Community Cupboard	LMC	05W	C	10,000.00	10,000.00	10,000.00	0.00	01	1182
2004	3393	4.259X TORRES-MARTINEZ MOBILE HOME PARK	LMH	12	X	0.00	0.00	0.00	0.00	10	0

IDIS Activity											
Year	#	Activity Name	NatObj	MTX	Status	Funded	Draw Thru Amount	Draw In Amount	Balance	Accomp Type	Total Race
2015	5690	0.143-15 - Home Enhancement Grant Program	LMH	14A	O	366,589.55	133,430.03	114,529.34	233,159.52	10	0
2015	5957	0.143-15-1 HEG4.06-15	LMH	14A	C	19,065.45	19,065.45	19,065.45	0.00	10	1
2015	5963	0.143-15-2 (Completed in 17-18)	LMH	14A	O	9,345.00	9,345.00	9,345.00	0.00	10	0
2015	5832	0.145-15 - Activity Delivery Cost- Critical Home Maintenance & Repair Program	LMH	14A	C	6,815.19	6,815.19	6,355.22	0.00	10	0
2015	5693	0.145-15 - Critical Home Maintenance & Repair Program	LMH	14A	C	23,604.94	23,604.94	23,604.94	0.00	10	4
2016	5862	0.161-16 - Home Enhancement Program- Pre 1978	LMH	14A	O	200,000.00	12,089.57	12,089.57	187,910.43	10	0
2016	5864	0.163-16 - Critical Home Maintenance and Repair Program	LMH	14A	O	114,782.00	14,443.41	14,443.41	100,338.59	10	1
2014	5587	1.CL.02-14 - Home Repair Program	LMH	14A	C	39,356.00	39,356.00	9,200.00	0.00	10	5
2015	5746	1.CL.04-15- Canyon Lake Home Repair Program	LMH	14A	X	0.00	0.00	0.00	0.00	10	0
2016	5916	1.CL.06-16- Canyon Lake Home Repair Program	LMH	14A	X	0.00	0.00	0.00	0.00	10	0
2014	5564	9.125-14 - Home Enhancement Rehab Program	LMH	14A	O	450,062.73	267,876.32	81,343.98	182,186.41	10	0
2014	5953	9.125-14-1 HEPBM3-03	LMH	14A	C	13,681.00	13,681.00	13,681.00	0.00	10	1
2014	5954	9.125-14-2 HEPBM2-01	LMH	14A	C	13,257.00	13,257.00	13,257.00	0.00	10	1
2014	5955	9.125-14-3 HEPBM3-2	LMH	14A	C	18,543.00	18,543.00	18,543.00	0.00	10	1
2014	5956	9.125-14-4 HEG5.04-14	LMH	14A	C	9,851.00	9,851.00	9,851.00	0.00	10	1
2014	5964	9.125-14-5 Home Rehab	LMH	14A	O	25,000.00	700.00	700.00	24,300.00	10	0
2015	5824	4.IW.10-15 - Activity Delivery Cost- ADA Improvement Project	LMH	14D	C	1,197.27	1,197.27	1,044.24	0.00	10	0
2015	5752	4.IW.10-15 - ADA Improvement Project	LMH	14D	C	19,625.15	19,625.15	19,625.15	0.00	10	89
2016	5921	4.IW.11-16 - Resident Mobility Project	LMH	14D	C	35,630.47	35,630.47	35,630.47	0.00	10	215
2015	5699	0.151-15 - Riverside County Affordable Solar Housing Program	LMH	14F	C	10,768.89	10,768.89	5,768.89	0.00	10	2
2016	5861	0.160-16 - Community Impact Plans	LMA	15	C	664,072.03	664,072.03	664,072.03	0.00	01	0
2016	5926	1.LE.52-16 - Code Enforcement	LMA	15	C	50,000.00	50,000.00	50,000.00	0.00	01	0
2016	5933	1.WD.14-16 - Code Enforcement Enhancement Program	LMA	15	C	16,116.75	16,116.75	16,116.75	0.00	01	0

IDIS Activity											
Year	Activity #	Activity Name	NatObj	MTX	Status	Funded	Draw Thru Amount	Draw In Amount	Balance	Accomp Type	Total Race
2015	5831	3.SJ.05-15 -San Jacinto Code Enforcement	LMA	15	C	141,075.86	141,075.86	111,980.94	0.00	01	0
2015	5747	4.CO.10-15 - Code Enforcement Program	LMA	15	C	362,666.19	362,666.19	262,666.19	0.00	01	0
2016	5917	4.CO.13-16 - Code Enforcement Program	LMA	15	O	344,662.00	149,015.85	149,015.85	195,646.15	01	0
2014	5660	9.129-14 - Economic Development-Financial Assistance	LMJ	18A	O	407,636.00	39,169.65	25,492.53	368,466.35	13	0
2015	5678	9.132-15 - Economic Development Assistance Fund	LMJ	18A	O	50,000.00	23,335.81	15,041.88	26,664.19	13	0
2016	5904	4.208-16 - Riverside County Women Veterans Business Initiative	LMCMC	18C	C	10,000.00	10,000.00	10,000.00	0.00	08	7
2014	5659	9.128-14 Economic Development-MicroEnterprise	LMCMC	18C	O	398,135.00	57,778.36	37,563.45	340,356.64	08	0
2014	5951	9.128-14-1 - Clochan Concrete	LMCMC	18C	O	9,500.00	8,799.40	8,799.40	700.60	08	0
2016	5849	9.145-16 - Economic Development - MicroEnterprise	LMCMC	18C	O	100,000.00	14,506.44	14,506.44	85,493.56	08	0
2014	5594	1.LE.42-14 - CDBG Administrative Costs-EDA	0	21A	C	46,418.00	46,418.00	6,767.62	0.00	0	0
2015	5759	1.LE.49-15 - CDBG Administrative Cost - EDA	0	21A	O	50,889.00	48,102.73	48,102.73	2,786.27	0	0
2016	5929	1.LE.55-16 - CDBG Administrative Cost - EDA	0	21A	O	54,520.00	882.71	882.71	53,637.29	0	0
2015	5675	9.128-15 - CDBG Program Administration	0	21A	C	1,334,588.00	1,334,588.00	175,888.39	0.00	0	0
2015	5787	9.135-15 - CDBG Program Administration-20%PI	0	21A	C	14,739.24	14,739.24	648.09	0.00	0	0
2016	5845	9.141-16 - CDBG Program Administration	0	21A	O	1,356,845.00	1,002,205.80	1,002,205.80	354,639.20	0	0
2016	5944	9.150-16 - CDBG Program Administration-20% PI	0	21A	C	13,731.50	13,731.50	13,731.50	0.00	0	0
2016	5846	9.142-16 - Fair Housing Program Administration	0	21D	O	135,000.00	111,600.05	111,600.05	23,399.95	0	0
						21,140,012.72	11,751,595.08	8,020,674.45	9,388,417.64	319,954	

06/30/207

Grantee: RIVERSIDE COUNTY

Rpt Program Year: 2016

IDIS Activity														
Year	#	Activity Name	NatObj	MTX	Owner-X Low	Owner-Low	Owner-LowMod	Owner-Non LM	Owner-Total	Renter-X Low	Renter-Low	Renter-LowMod	Renter-Non LM	Renter-Total
2015	5703	1.76-15 - 1st District Public Facility Fund	LMC	03	0	0	0	0	0	0	0	0	0	0
2016	5874	1.84-16 - 1st District Public Facility Fund	LMC	03	0	0	0	0	0	0	0	0	0	0
2016	5879	2.74-16 - 2nd District Public Facility Fund	LMC	03	0	0	0	0	0	0	0	0	0	0
2016	5935	3.128-16 - Community Multi-Service/Food Pantry of Murrieta	LMC	03	0	0	0	0	0	0	0	0	0	0
2013	5472	3.99-13 - Mid-County Regional Service Center	LMC	03	0	0	0	0	0	0	0	0	0	0
2014	5625	4.164-14 - S.C.R.A.P. Gallery Mural Program	LMA	03	0	0	0	0	0	0	0	0	0	0
2014	5812	4.168-14 - Activity Delivery Cost- Colorado River Community Center	LMA	03	0	0	0	0	0	0	0	0	0	0
2014	5670	4.168-14 - Colorado River Community Center	LMA	03	0	0	0	0	0	0	0	0	0	0
2016	5905	4.209-16 - 4th District Public Facility Fund	LMC	03	0	0	0	0	0	0	0	0	0	0
2000	1931	4.259 TORRES-MARTINEZ MOBILE HOME PARK	LMA	03	0	0	0	0	0	0	0	0	0	0
2016	5923	4.LQ.26-16 - City of La Quinta ADA Improvements	LMC	03	0	0	0	0	0	0	0	0	0	0
2015	5821	5.80-15 - Activity Delivery Cost- March Field Air Museum ADA Project	LMC	03	0	0	0	0	0	0	0	0	0	0
2015	5785	5.80-15 - March Field Air Museum ADA Project	LMC	03	0	0	0	0	0	0	0	0	0	0
2016	5910	5.85-16 - 5th District Public Facility Fund	LMC	03	0	0	0	0	0	0	0	0	0	0
2016	5946	5.87-16 - Perris Valley Cemetery ADA Compliance Improvements	LMC	03	0	0	0	0	0	0	0	0	0	0
2016	5911	5.BN.34-16 - Banning Community/Senior Center Rehabilitation Project	LMA	03	0	0	0	0	0	0	0	0	0	0
2014	5563	9.122-14 - Riverside County Cultural Center-Golden years Pavilion Improvements	LMC	03	0	0	0	0	0	0	0	0	0	0
2015	5776	9.133-15 - Countywide Road Improvement Projects	LMC	03	0	0	0	0	0	0	0	0	0	0
2015	5777	9.134-15 - Countywide Public Facility Fund	LMC	03	0	0	0	0	0	0	0	0	0	0
2016	5847	9.143-16 - Fair Housing Public Facility Fund	LMC	03	0	0	0	0	0	0	0	0	0	0
2016	5851	9.147-16 - EDM ADA Assessment	LMC	03	0	0	0	0	0	0	0	0	0	0

IDIS Activity														
Year	#	Activity Name	NatObj	MTX	Owner-X Low	Owner-Low	Owner-LowMod	Owner-Non LM	Owner-Total	Renter-X Low	Renter-Low	Renter-LowMod	Renter-Non LM	Renter-Total
2016	5852	9.148-16 - Countywide Improvement Projects	LMC	03	0	0	0	0	0	0	0	0	0	0
2016	5853	9.149-16 -Countywide Public Facility Fund	LMC	03	0	0	0	0	0	0	0	0	0	0
2015	5755	1.LE.45-15 - Lake Elsinore Senior Center	LMC	03A	0	0	0	0	0	0	0	0	0	0
2013	5464	2.57-13 - Eddie Dee Smith Senior Center Improvement Project	LMC	03A	0	0	0	0	0	0	0	0	0	0
2011	5197	3.MR.23-11 - Murrieta Senior Center Expansion Project	LMC	03A	0	0	0	0	0	0	0	0	0	0
2012	5817	3.MR.28-12 - Activity Delivery Cost- Murrieta Senior Center Expansion Project	LMC	03A	0	0	0	0	0	0	0	0	0	0
2012	5365	3.MR.28-12 - Murrieta Senior Center Expansion	LMC	03A	0	0	0	0	0	0	0	0	0	0
2013	5512	3.MR.32-13 - Senior Center Recreation Facility Improvement Project	LMC	03A	0	0	0	0	0	0	0	0	0	0
2016	5949	3.130-16 - T.H.E. Center Facility Improvements	LMC	03B	0	0	0	0	0	0	0	0	0	0
2015	5827	4.186-15 - Activity Delivery Cost- Desert Arc ADA Improvements	LMC	03B	0	0	0	0	0	0	0	0	0	0
2015	5733	4.186-15 - Desert Arc ADA Improvements	LMC	03B	0	0	0	0	0	0	0	0	0	0
2016	5899	4.203-16 - Desert Arc Facility Improvement Project	LMC	03B	0	0	0	0	0	0	0	0	0	0
2016	5903	4.207-16 - MVK Energy Improvement Project	LMC	03C	0	0	0	0	0	0	0	0	0	0
2016	5873	1.83-16 - Mead Valley Community Center Public Facility	LMA	03E	0	0	0	0	0	0	0	0	0	0
2016	5936	1.85-16 - Mead Valley Library Improvement	LMA	03E	0	0	0	0	0	0	0	0	0	0
2016	5925	1.LE.51-16 - Rehabilitation of Sheriff Station to Community Center	LMA	03E	0	0	0	0	0	0	0	0	0	0
2014	5671	2.NR.35-14 - Norco Community Center ADA Upgrades	LMC	03E	0	0	0	0	0	0	0	0	0	0
2016	5885	3.124-16 - Anza Community Hall Improvement Project	LMA	03E	0	0	0	0	0	0	0	0	0	0
2016	5938	3.129-16 - San Jacinto Mountain Community Center Project	SBA	03E	0	0	0	0	0	0	0	0	0	0
2014	5613	3.MR.34-14 - Murrieta Community Center ADA Restroom Project	LMC	03E	0	0	0	0	0	0	0	0	0	0
2015	5813	1.77-15 - Activity Delivery Cost- Good Hope Park Improvements	LMA	03F	0	0	0	0	0	0	0	0	0	0
2015	5795	1.77-15 - Good Hope Park Improvements	LMA	03F	0	0	0	0	0	0	0	0	0	0
2016	5940	1.WD.15-16 - City of Wildomar Gateway Park Project	LMA	03F	0	0	0	0	0	0	0	0	0	0

IDIS Activity														
Year	#	Activity Name	NatObj	MTX	Owner-X Low	Owner-Low	Owner-LowMod	Owner-Non LM	Owner-Total	Renter-X Low	Renter-Low	Renter-LowMod	Renter-Non LM	Renter-Total
2015	5765	2.NR.38-15 - Ingalls Park ADA Restroom Project Phase II	LMC	03F	0	0	0	0	0	0	0	0	0	0
2016	5931	2.NR.40-16 - Ingalls Park ADA Restroom Project Phase II	LMC	03F	0	0	0	0	0	0	0	0	0	0
2015	5814	3.115-15 - Activity Delivery Cost- San Jacinto Parks Improvements Project	LMA	03F	0	0	0	0	0	0	0	0	0	0
2015	5796	3.115-15 - San Jacinto Parks Improvements Project	LMA	03F	0	0	0	0	0	0	0	0	0	0
2015	5794	4.191-15 - North Shore Community Park	LMA	03F	0	0	0	0	0	0	0	0	0	0
2015	5745	4.BL.37-15 - Park Improvement Project	LMA	03F	0	0	0	0	0	0	0	0	0	0
2016	5915	4.BL.39-16 - Blythe Park Improvements	LMA	03F	0	0	0	0	0	0	0	0	0	0
2015	5818	4.DHS.20-15 - Activity Delivery Cost- Park Improvement Project	LMA	03F	0	0	0	0	0	0	0	0	0	0
2015	5749	4.DHS.20-15 - Park Improvement Project	LMA	03F	0	0	0	0	0	0	0	0	0	0
2016	5918	4.DHS.23-16 - Park Improvement Project	LMA	03F	0	0	0	0	0	0	0	0	0	0
2015	5819	5.76-15 - Activity Delivery Cost- Noble Creek Park Improvement Project	LMC	03F	0	0	0	0	0	0	0	0	0	0
2015	5740	5.76-15 - Noble Creek Park Improvement Project	LMC	03F	0	0	0	0	0	0	0	0	0	0
2016	5912	5.BEA.29-16 - Stewart Park Improvements	LMA	03F	0	0	0	0	0	0	0	0	0	0
2015	5825	5.BN.32-15 - Activity Delivery Cost- Lions Park ADA Improvements	LMA	03F	0	0	0	0	0	0	0	0	0	0
2015	5778	5.BN.32-15 - Lions Park ADA Improvements	LMA	03F	0	0	0	0	0	0	0	0	0	0
2016	5878	2.73-16 - Jurupa Valley Boxing Club Improvements	LMC	03G	0	0	0	0	0	0	0	0	0	0
2016	5886	3.125-16 - Water Pipeline Replacement	LMA	03J	0	0	0	0	0	0	0	0	0	0
2015	5809	9.137-15 - Ripley Waterwaste System Improvements	LMA	03J	0	0	0	0	0	0	0	0	0	0
2015	5811	9.139-15 - Desert Center Wastewater System Improvements	LMA	03J	0	0	0	0	0	0	0	0	0	0
2015	5815	3.SJ.04-15 - Activity Delivery Cost- Downtown San Jacinto Street Improvements	LMA	03K	0	0	0	0	0	0	0	0	0	0
2015	5766	3.SJ.04-15 - Downtown San Jacinto Street Improvements	LMA	03K	0	0	0	0	0	0	0	0	0	0
2015	5744	5.BEA.27-15 - Street and Sidewalk Project	LMA	03K	0	0	0	0	0	0	0	0	0	0
2015	5822	5.BEA.27-15 -Activity Delivery Cost- Street and Sidewalk Project	LMA	03K	0	0	0	0	0	0	0	0	0	0

IDIS Activity														
Year	Activity #	Activity Name	NatObj	MTX	Owner-X Low	Owner-Low	Owner-LowMod	Owner-Non LM	Owner-Total	Renter-X Low	Renter-Low	Renter-LowMod	Renter-Non LM	Renter-Total
2016	5945	9.151-16 - Hunter Street Road Improvements	LMA	03K	0	0	0	0	0	0	0	0	0	0
2014	5588	1.LE.36-14 - City of Lake Elsinore Sidewalk Improvements	LMA	03L	0	0	0	0	0	0	0	0	0	0
2015	5754	1.LE.44-15 - Lake Elsinore Sidewalk Improvements	LMA	03L	0	0	0	0	0	0	0	0	0	0
2015	5769	1.WD.12-15 - Wildomar/Sedco Sidewalk Project	LMA	03L	0	0	0	0	0	0	0	0	0	0
2012	5354	2.EV.02-12 - Sidewalk Improvement Project	LMC	03L	0	0	0	0	0	0	0	0	0	0
2014	5601	2.EV.06-14 - Eastvale Pedestrian Accessibility Improvements - Phase III	LMC	03L	0	0	0	0	0	0	0	0	0	0
2015	5750	2.EV.09-15 - Eastvale Pedestrian Accessibility Improvements	LMC	03L	0	0	0	0	0	0	0	0	0	0
2016	5919	2.EV.12-16 - Eastvale Pedestrian Accessibility-Phase II	LMC	03L	0	0	0	0	0	0	0	0	0	0
2015	5753	2.JV.01-15 - Citywide ADA Curb and Sidewalk Upgrades	LMC	03L	0	0	0	0	0	0	0	0	0	0
2016	5922	2.JV.03-16 - Citywide ADA Curb and Sidewalk Upgrades, Phase II	LMC	03L	0	0	0	0	0	0	0	0	0	0
2015	5762	3.MR.37-15 - Pedestrian Safety Enhancement Project	LMC	03L	0	0	0	0	0	0	0	0	0	0
2016	5930	3.MR.39-16 - Pedestrian Safety Enhancement Project 2016-2017	LMC	03L	0	0	0	0	0	0	0	0	0	0
2016	5913	5.BEA.30-16 - Sidewalk Improvement Project	LMA	03L	0	0	0	0	0	0	0	0	0	0
2014	5643	5.BEA-24-14 - Sidewalk Improvement Project	LMA	03L	0	0	0	0	0	0	0	0	0	0
2016	5877	2.72-16 - Corona/Norco YMCA Childcare Facility Improvements	LMC	03M	0	0	0	0	0	0	0	0	0	0
2015	5823	4.188-15 - Activity Delivery Cost- Desert AIDS Generator Project, Phase I	LMC	03S	0	0	0	0	0	0	0	0	0	0
2015	5735	4.188-15 - Desert AIDS Generator Project, Phase I	LMC	03S	0	0	0	0	0	0	0	0	0	0
2016	5900	4.204-16 - Desert AIDS Generator Project, Phase II	LMC	03S	0	0	0	0	0	0	0	0	0	0
2016	5869	1.79-16 - Whiteside Manors Transitional Housing for Dually Diagnosed	LMC	03T	0	0	0	0	0	0	0	0	0	0
2016	5888	3.127-16 - VRS Bus Ticket Home Program	LMC	03T	0	0	0	0	0	0	0	0	0	0
2016	5893	4.197-16 - Las Mananitas I and II Migrant Farmworker Housing	LMC	03T	0	0	0	0	0	0	0	0	0	0
2016	5901	4.205-16 - Roys Desert Resource Center	LMC	03T	0	0	0	0	0	0	0	0	0	0
2016	5902	4.206-16 - Transitional Housing Program	LMC	03T	0	0	0	0	0	0	0	0	0	0

IDIS Activity														
Year	#	Activity Name	NatObj	MTX	Owner-X Low	Owner-Low	Owner-LowMod	Owner-Non LM	Owner-Total	Renter-X Low	Renter-Low	Renter-LowMod	Renter-Non LM	Renter-Total
2016	5908	5.83-16 - Veterans Initiative and CHAMPS Program	LMC	03T	0	0	0	0	0	0	0	0	0	0
2016	5854	0.153-16 - Operation School Bell	LMC	05	0	0	0	0	0	0	0	0	0	0
2016	5856	0.155-16 - H.O.P.E. Program	LMC	05	0	0	0	0	0	0	0	0	0	0
2016	5863	0.162-16 - Community Food Pantry of Murrieta	LMC	05	0	0	0	0	0	0	0	0	0	0
2016	5865	0.164-16 - Digital Learning for Disadvantaged Youth	LMC	05	0	0	0	0	0	0	0	0	0	0
2016	5870	1.80-16 - Mead Valley Community Center	LMA	05	0	0	0	0	0	0	0	0	0	0
2016	5871	1.81-16 - Good Hope Community Center	LMA	05	0	0	0	0	0	0	0	0	0	0
2016	5875	2.70-16 - Highgrove Community Services Program	LMA	05	0	0	0	0	0	0	0	0	0	0
2016	5880	3.119-16 - Idyllwild HELP Center	LMC	05	0	0	0	0	0	0	0	0	0	0
2016	5881	3.120-16 - Operation School Bell	LMC	05	0	0	0	0	0	0	0	0	0	0
2016	5884	3.123-16 - Camp Elk Scholarship Program	LMC	05	0	0	0	0	0	0	0	0	0	0
2016	5890	4.194-16 - Mecca Comfort Station	LMC	05	0	0	0	0	0	0	0	0	0	0
2016	5894	4.198-16 - Paseo de los Heroes II After School Program	LMC	05	0	0	0	0	0	0	0	0	0	0
2016	5895	4.199-16 - Indio Hills After-School Program	LMC	05	0	0	0	0	0	0	0	0	0	0
2016	5896	4.200-16 - North Shore After School Program	LMC	05	0	0	0	0	0	0	0	0	0	0
2016	5897	4.201-16 - Community Recreation Services and Community Engagement	LMA	05	0	0	0	0	0	0	0	0	0	0
2016	5924	4.LQ.27-16 - Boys and Girls Club- Coachella Valley	LMC	05	0	0	0	0	0	0	0	0	0	0
2016	5909	5.84-16 - Cabazon Community Services Program	LMA	05	0	0	0	0	0	0	0	0	0	0
2016	5866	0.165-16 - Care-A-Van Transit	LMC	05A	0	0	0	0	0	0	0	0	0	0
2016	5872	1.82-16 - Wildomar Senior Center Transportation Program	LMC	05A	0	0	0	0	0	0	0	0	0	0
2016	5876	2.71-16 - Eddie Dee Smith Senior Center	LMC	05A	0	0	0	0	0	0	0	0	0	0
2016	5932	2.NR.41-16 - Senior Recreation and Community Services	LMC	05A	0	0	0	0	0	0	0	0	0	0
2016	5883	3.122-16 - FSA San Jacinto Senior Service Program	LMC	05A	0	0	0	0	0	0	0	0	0	0

IDIS Activity														
Year	#	Activity Name	NatObj	MTX	Owner-X Low	Owner-Low	Owner-LowMod	Owner-Non LM	Owner-Total	Renter-X Low	Renter-Low	Renter-LowMod	Renter-Non LM	Renter-Total
2016	5914	5.BEA.31-16 - The Arc of Riverside County	LMC	05B	0	0	0	0	0	0	0	0	0	0
2016	5850	9.146-16 - Include Me	LMC	05B	0	0	0	0	0	0	0	0	0	0
2016	5920	2.EV.13-16 - Youth Recreation Scholarship Program	LMC	05D	0	0	0	0	0	0	0	0	0	0
2016	5887	3.126-16 - Youth Scholarship Program	LMC	05D	0	0	0	0	0	0	0	0	0	0
2016	5906	5.81-16 - Teen Leader Program	LMC	05D	0	0	0	0	0	0	0	0	0	0
2016	5855	0.154-16 - Domestic Violence Services	LMC	05G	0	0	0	0	0	0	0	0	0	0
2016	5898	4.202-16 - Warriors to Work Program	LMC	05H	0	0	0	0	0	0	0	0	0	0
2016	5858	0.157-16 - Boys and Girls Club-Camp Kids Program	LMC	05L	0	0	0	0	0	0	0	0	0	0
2016	5927	1.LE.53-16 - Boys and Girls Clubs of Southwest County	LMC	05L	0	0	0	0	0	0	0	0	0	0
2016	5867	0.166-16 - Womens Health Assistance Program	LMC	05M	0	0	0	0	0	0	0	0	0	0
2016	5928	1.LE.54-16 - Vista Community Clinic	LMC	05M	0	0	0	0	0	0	0	0	0	0
2016	5859	0.158-16 - Project Independence	LMC	05N	0	0	0	0	0	0	0	0	0	0
2016	5860	0.159-16 - Court Appointed Special Advocates (CASA) Program	LMC	05N	0	0	0	0	0	0	0	0	0	0
2016	5868	0.167-16 - Kin Care	LMC	05N	0	0	0	0	0	0	0	0	0	0
2016	5892	4.196-16 - Mental Health Counseling	LMC	05O	0	0	0	0	0	0	0	0	0	0
2016	5848	9.144-16 - Community Enhancement Program	LMA	05V	0	0	0	0	0	0	0	0	0	0
2016	5857	0.156-16 - Blythe Harmony Kitchen	LMC	05W	0	0	0	0	0	0	0	0	0	0
2016	5882	3.121-16 - Emergency Community Food Pantry	LMC	05W	0	0	0	0	0	0	0	0	0	0
2016	5889	4.193-16 - St. Elizabeth Food Pantry	LMC	05W	0	0	0	0	0	0	0	0	0	0
2016	5891	4.195-16 - Food Assistance Program	LMC	05W	0	0	0	0	0	0	0	0	0	0
2016	5907	5.82-16 - Menifee Valley Community Cupboard	LMC	05W	0	0	0	0	0	0	0	0	0	0
2004	3393	4.259X TORRES-MARTINEZ MOBILE HOME PARK	LMH	12	0	0	0	0	0	0	0	0	0	0

IDIS Activity														
Year	#	Activity Name	NatObj	MTX	Owner-X Low	Owner-Low	Owner-LowMod	Owner-Non LM	Owner-Total	Renter-X Low	Renter-Low	Renter-LowMod	Renter-Non LM	Renter-Total
2015	5690	0.143-15 - Home Enhancement Grant Program	LMH	14A										
2015	5957	0.143-15-1 HEG4.06-15	LMH	14A		1			1					
2015	5963	0.143-15-2 (Completed in 17-18)	LMH	14A		0			0					
2015	5832	0.145-15 - Activity Delivery Cost- Critical Home Maintenance & Repair Program	LMH	14A										
2015	5693	0.145-15 - Critical Home Maintenance & Repair Program	LMH	14A	2	2			4					
2016	5862	0.161-16 - Home Enhancement Program- Pre 1978	LMH	14A										
2016	5864	0.163-16 - Critical Home Maintenance and Repair Program	LMH	14A		1			1					
2014	5587	1.CL.02-14 - Home Repair Program	LMH	14A		5			5					
2015	5746	1.CL.04-15- Canyon Lake Home Repair Program	LMH	14A										
2016	5916	1.CL.06-16- Canyon Lake Home Repair Program	LMH	14A										
2014	5564	9.125-14 - Home Enhancement Rehab Program	LMH	14A										
2014	5953	9.125-14-1 HEPBM3-03	LMH	14A		1			1					
2014	5954	9.125-14-2 HEPBM2-01	LMH	14A			1		1					
2014	5955	9.125-14-3 HEPBM3-2	LMH	14A			1		1					
2014	5956	9.125-14-4 HEG5.04-14	LMH	14A		1			1					
2014	5964	9.125-14-5 Home Rehab	LMH	14A										
2015	5824	4.IW.10-15 - Activity Delivery Cost- ADA Improvement Project	LMH	14D										
2015	5752	4.IW.10-15 - ADA Improvement Project	LMH	14D							32	37	20	89
2016	5921	4.IW.11-16 - Resident Mobility Project	LMH	14D							110	60	45	215
2015	5699	0.151-15 - Riverside County Affordable Solar Housing Program	LMH	14F	1	0	1		2					
2016	5861	0.160-16 - Community Impact Plans	LMA	15	0	0	0	0	0	0	0	0	0	0
2016	5926	1.LE.52-16 - Code Enforcement	LMA	15	0	0	0	0	0	0	0	0	0	0
2016	5933	1.WD.14-16 - Code Enforcement Enhancement Program	LMA	15	0	0	0	0	0	0	0	0	0	0

IDIS Activity														
Year	#	Activity Name	NatObj	MTX	Owner-X Low	Owner-Low	Owner-LowMod	Owner-Non LM	Owner-Total	Renter-X Low	Renter-Low	Renter-LowMod	Renter-Non LM	Renter-Total
2015	5831	3.SJ.05-15 -San Jacinto Code Enforcement	LMA	15	0	0	0	0	0	0	0	0	0	0
2015	5747	4.CO.10-15 - Code Enforcement Program	LMA	15	0	0	0	0	0	0	0	0	0	0
2016	5917	4.CO.13-16 - Code Enforcement Program	LMA	15	0	0	0	0	0	0	0	0	0	0
2014	5660	9.129-14 - Economic Development-Financial Assistance	LMJ	18A	0	0	0	0	0	0	0	0	0	0
2015	5678	9.132-15 - Economic Development Assistance Fund	LMJ	18A	0	0	0	0	0	0	0	0	0	0
2016	5904	4.208-16 - Riverside County Women Veterans Business Initiative	LMCMC	18C	0	0	0	0	0	0	0	0	0	0
2014	5659	9.128-14 Economic Development-MicroEnterprise	LMCMC	18C	0	0	0	0	0	0	0	0	0	0
2014	5951	9.128-14-1 - Clochan Concrete	LMCMC	18C	0	0	0	0	0	0	0	0	0	0
2016	5849	9.145-16 - Economic Development - MicroEnterprise	LMCMC	18C	0	0	0	0	0	0	0	0	0	0
2014	5594	1.LE.42-14 - CDBG Administrative Costs-EDA	0	21A	0	0	0	0	0	0	0	0	0	0
2015	5759	1.LE.49-15 - CDBG Administrative Cost - EDA	0	21A	0	0	0	0	0	0	0	0	0	0
2016	5929	1.LE.55-16 - CDBG Administrative Cost - EDA	0	21A	0	0	0	0	0	0	0	0	0	0
2015	5675	9.128-15 - CDBG Program Administration	0	21A	0	0	0	0	0	0	0	0	0	0
2015	5787	9.135-15 - CDBG Program Administration-20%PI	0	21A	0	0	0	0	0	0	0	0	0	0
2016	5845	9.141-16 - CDBG Program Administration	0	21A	0	0	0	0	0	0	0	0	0	0
2016	5944	9.150-16 - CDBG Program Administration-20% PI	0	21A	0	0	0	0	0	0	0	0	0	0
2016	5846	9.142-16 - Fair Housing Program Administration	0	21D	0	0	0	0	0	0	0	0	0	0
					3	11	3	0	17	0	142	97	65	304

06/30/207

Grantee: RIVERSIDE COUNTY

Rpt Program Year: 2016

Year	IDIS Activity #	Activity Name	NatObj	MTX	Owner+Re		Owner+Rent er-LowMod	Owner+Re		Persons-X Low	Persons-Low	Persons-Mod	Persons-Non	
					nter-X Low	nter-Low		nter-Non LM	Owner+Ren ter-Total				LM	Persons-Total
2015	5703	1.76-15 - 1st District Public Facility Fund	LMC	03	0	0	0	0	0	0	0	0	0	0
2016	5874	1.84-16 - 1st District Public Facility Fund	LMC	03	0	0	0	0	0	0	0	0	0	0
2016	5879	2.74-16 - 2nd District Public Facility Fund	LMC	03	0	0	0	0	0	0	0	0	0	0
2016	5935	3.128-16 - Community Multi-Service/Food Pantry of Murrieta	LMC	03	0	0	0	0	0	0	0	0	0	0
2013	5472	3.99-13 - Mid-County Regional Service Center	LMC	03	0	0	0	0	0	0	172	0	89	261
2014	5625	4.164-14 - S.C.R.A.P. Gallery Mural Program	LMA	03	0	0	0	0	0	0	0	0	0	0
2014	5812	4.168-14 - Activity Delivery Cost- Colorado River Community Center	LMA	03	0	0	0	0	0	0	0	0	0	0
2014	5670	4.168-14 - Colorado River Community Center	LMA	03	0	0	0	0	0	0	0	0	0	0
2016	5905	4.209-16 - 4th District Public Facility Fund	LMC	03	0	0	0	0	0	0	0	0	0	0
2000	1931	4.259 TORRES-MARTINEZ MOBILE HOME PARK	LMA	03	0	0	0	0	0	0	0	0	0	0
2016	5923	4.LQ.26-16 - City of La Quinta ADA Improvements	LMC	03	0	0	0	0	0	0	3711	0	0	3711
2015	5821	5.80-15 - Activity Delivery Cost- March Field Air Museum ADA Project	LMC	03	0	0	0	0	0	0	0	0	0	0
2015	5785	5.80-15 - March Field Air Museum ADA Project	LMC	03	0	0	0	0	0	0	266160	0	0	266160
2016	5910	5.85-16 - 5th District Public Facility Fund	LMC	03	0	0	0	0	0	0	0	0	0	0
2016	5946	5.87-16 - Perris Valley Cemetery ADA Compliance Improvements	LMC	03	0	0	0	0	0	0	0	0	0	0
2016	5911	5.BN.34-16 - Banning Community/Senior Center Rehabilitation Project	LMA	03	0	0	0	0	0	0	0	0	0	0
2014	5563	9.122-14 - Riverside County Cultural Center- Golden years Pavilion Improvements	LMC	03	0	0	0	0	0	0	0	0	0	0
2015	5776	9.133-15 - Countywide Road Improvement Projects	LMC	03	0	0	0	0	0	0	0	0	0	0
2015	5777	9.134-15 - Countywide Public Facility Fund	LMC	03	0	0	0	0	0	0	0	0	0	0
2016	5847	9.143-16 - Fair Housing Public Facility Fund	LMC	03	0	0	0	0	0	1927	2673	1162	345	6107
2016	5851	9.147-16 - EDM ADA Assessment	LMC	03	0	0	0	0	0	0	0	0	0	0

IDIS Activity		Activity Name	NatObj	MTX	Owner+Re		Owner+Re		Owner+Ren					
Year	#				nter-X Low	Owner+Re nter-Low	Owner+Rent er-LowMod	nter-Non LM		Persons-X Low	Persons-Low	Persons-Mod	Persons-Non LM	Persons-Total
2016	5852	9.148-16 - Countywide Improvement Projects	LMC	03	0	0	0	0	0	0	0	0	0	0
2016	5853	9.149-16 -Countywide Public Facility Fund	LMC	03	0	0	0	0	0	0	0	0	0	0
2015	5755	1.LE.45-15 - Lake Elsinore Senior Center	LMC	03A	0	0	0	0	0	0	0	0	0	0
2013	5464	2.57-13 - Eddie Dee Smith Senior Center Improvement Project	LMC	03A	0	0	0	0	0	0	0	0	0	0
2011	5197	3.MR.23-11 - Murrieta Senior Center Expansion Project	LMC	03A	0	0	0	0	0	0	0	0	0	0
2012	5817	3.MR.28-12 - Activity Delivery Cost- Murrieta Senior Center Expansion Project	LMC	03A	0	0	0	0	0	0	0	0	0	0
2012	5365	3.MR.28-12 - Murrieta Senior Center Expansion	LMC	03A	0	0	0	0	0	0	0	0	0	0
2013	5512	3.MR.32-13 - Senior Center Recreation Facility Improvement Project	LMC	03A	0	0	0	0	0	0	0	0	0	0
2016	5949	3.130-16 - T.H.E. Center Facility Improvements	LMC	03B	0	0	0	0	0	0	0	0	0	0
2015	5827	4.186-15 - Activity Delivery Cost- Desert Arc ADA Improvements	LMC	03B	0	0	0	0	0	0	0	0	0	0
2015	5733	4.186-15 - Desert Arc ADA Improvements	LMC	03B	0	0	0	0	0	0	409	0	0	409
2016	5899	4.203-16 - Desert Arc Facility Improvement Project	LMC	03B	0	0	0	0	0	0	470	0	0	470
2016	5903	4.207-16 - MVK Energy Improvement Project	LMC	03C	0	0	0	0	0	0	494	0	0	494
2016	5873	1.83-16 - Mead Valley Community Center Public Facility	LMA	03E	0	0	0	0	0	0	0	0	0	0
2016	5936	1.85-16 - Mead Valley Library Improvement	LMA	03E	0	0	0	0	0	0	0	0	0	0
2016	5925	1.LE.51-16 - Rehabilitation of Sheriff Station to Community Center	LMA	03E	0	0	0	0	0	0	0	0	0	0
2014	5671	2.NR.35-14 - Norco Community Center ADA Upgrades	LMC	03E	0	0	0	0	0	0	0	0	0	0
2016	5885	3.124-16 - Anza Community Hall Improvement Project	LMA	03E	0	0	0	0	0	0	0	0	0	0
2016	5938	3.129-16 - San Jacinto Mountain Community Center Project	SBA	03E	0	0	0	0	0	0	0	0	0	0
2014	5613	3.MR.34-14 - Murrieta Community Center ADA Restroom Project	LMC	03E	0	0	0	0	0	0	0	0	0	0
2015	5813	1.77-15 - Activity Delivery Cost- Good Hope Park Improvements	LMA	03F	0	0	0	0	0	0	0	0	0	0
2015	5795	1.77-15 - Good Hope Park Improvements	LMA	03F	0	0	0	0	0	0	0	0	0	0
2016	5940	1.WD.15-16 - City of Wildomar Gateway Park Project	LMA	03F	0	0	0	0	0	0	0	0	0	0

IDIS Activity		Activity Name	NatObj	MTX	Owner+Re		Owner+Re	Owner+Re	Owner+Re						
Year	#				nter-X Low	Owner+Re nter-Low	Owner+Rent er-LowMod	nter-Non LM	Owner+Rent er-Total		Persons-X Low	Persons-Low	Persons-Mod	Persons-Non LM	Persons-Total
2015	5765	2.NR.38-15 - Ingalls Park ADA Restroom Project Phase II	LMC	03F	0	0	0	0	0		0	0	0	0	0
2016	5931	2.NR.40-16 - Ingalls Park ADA Restroom Project Phase II	LMC	03F	0	0	0	0	0		0	0	0	0	0
2015	5814	3.115-15 - Activity Delivery Cost- San Jacinto Parks Improvements Project	LMA	03F	0	0	0	0	0		0	0	0	0	0
2015	5796	3.115-15 - San Jacinto Parks Improvements Project	LMA	03F	0	0	0	0	0		0	0	0	0	0
2015	5794	4.191-15 - North Shore Community Park	LMA	03F	0	0	0	0	0		0	0	0	0	0
2015	5745	4.BL.37-15 - Park Improvement Project	LMA	03F	0	0	0	0	0		0	0	0	0	0
2016	5915	4.BL.39-16 - Blythe Park Improvements	LMA	03F	0	0	0	0	0		0	0	0	0	0
2015	5818	4.DHS.20-15 - Activity Delivery Cost- Park Improvement Project	LMA	03F	0	0	0	0	0		0	0	0	0	0
2015	5749	4.DHS.20-15 - Park Improvement Project	LMA	03F	0	0	0	0	0		0	0	0	0	0
2016	5918	4.DHS.23-16 - Park Improvement Project	LMA	03F	0	0	0	0	0		0	0	0	0	0
2015	5819	5.76-15 - Activity Delivery Cost- Noble Creek Park Improvement Project	LMC	03F	0	0	0	0	0		0	0	0	0	0
2015	5740	5.76-15 - Noble Creek Park Improvement Project	LMC	03F	0	0	0	0	0		0	2583	0	0	2583
2016	5912	5.BEA.29-16 - Stewart Park Improvements	LMA	03F	0	0	0	0	0		0	0	0	0	0
2015	5825	5.BN.32-15 - Activity Delivery Cost- Lions Park ADA Improvements	LMA	03F	0	0	0	0	0		0	0	0	0	0
2015	5778	5.BN.32-15 - Lions Park ADA Improvements	LMA	03F	0	0	0	0	0		0	0	0	0	0
2016	5878	2.73-16 - Jurupa Valley Boxing Club Improvements	LMC	03G	0	0	0	0	0		0	0	0	0	0
2016	5886	3.125-16 - Water Pipeline Replacement	LMA	03J	0	0	0	0	0		0	0	0	0	0
2015	5809	9.137-15 - Ripley Waterwaste System Improvements	LMA	03J	0	0	0	0	0		0	0	0	0	0
2015	5811	9.139-15 - Desert Center Wastewater System Improvements	LMA	03J	0	0	0	0	0		0	0	0	0	0
2015	5815	3.SJ.04-15 - Activity Delivery Cost- Downtown San Jacinto Street Improvements	LMA	03K	0	0	0	0	0		0	0	0	0	0
2015	5766	3.SJ.04-15 - Downtown San Jacinto Street Improvements	LMA	03K	0	0	0	0	0		0	0	0	0	0
2015	5744	5.BEA.27-15 - Street and Sidewalk Project	LMA	03K	0	0	0	0	0		0	0	0	0	0
2015	5822	5.BEA.27-15 -Activity Delivery Cost- Street and Sidewalk Project	LMA	03K	0	0	0	0	0		0	0	0	0	0

IDIS Activity		Activity Name	NatObj	MTX	Owner+Re		Owner+Re	Owner+Re	Owner+Re						
Year	#				nter-X Low	Owner+Re nter-Low	Owner+Rent er-LowMod	nter-Non LM	Owner+Rent er-Total		Persons-X Low	Persons-Low	Persons-Mod	Persons-Non LM	Persons-Total
2016	5945	9.151-16 - Hunter Street Road Improvements	LMA	03K	0	0	0	0	0		0	0	0	0	0
2014	5588	1.LE.36-14 - City of Lake Elsinore Sidewalk Improvements	LMA	03L	0	0	0	0	0		0	0	0	0	0
2015	5754	1.LE.44-15 - Lake Elsinore Sidewalk Improvements	LMA	03L	0	0	0	0	0		0	0	0	0	0
2015	5769	1.WD.12-15 - Wildomar/Sedco Sidewalk Project	LMA	03L	0	0	0	0	0		0	0	0	0	0
2012	5354	2.EV.02-12 - Sidewalk Improvement Project	LMC	03L	0	0	0	0	0		0	633	0	0	633
2014	5601	2.EV.06-14 - Eastvale Pedestrian Accessibility Improvements - Phase III	LMC	03L	0	0	0	0	0		0	0	0	0	0
2015	5750	2.EV.09-15 - Eastvale Pedestrian Accessibility Improvements	LMC	03L	0	0	0	0	0		0	0	0	0	0
2016	5919	2.EV.12-16 - Eastvale Pedestrian Accessibility-Phase II	LMC	03L	0	0	0	0	0		0	0	0	0	0
2015	5753	2.JV.01-15 - Citywide ADA Curb and Sidewalk Upgrades	LMC	03L	0	0	0	0	0		0	14501	0	0	14501
2016	5922	2.JV.03-16 - Citywide ADA Curb and Sidewalk Upgrades, Phase II	LMC	03L	0	0	0	0	0		0	0	0	0	0
2015	5762	3.MR.37-15 - Pedestrian Safety Enhancement Project	LMC	03L	0	0	0	0	0		0	0	0	0	0
2016	5930	3.MR.39-16 - Pedestrian Safety Enhancement Project 2016-2017	LMC	03L	0	0	0	0	0		0	0	0	0	0
2016	5913	5.BEA.30-16 - Sidewalk Improvement Project	LMA	03L	0	0	0	0	0		0	0	0	0	0
2014	5643	5.BEA.24-14 - Sidewalk Improvement Project	LMA	03L	0	0	0	0	0		0	0	0	0	0
2016	5877	2.72-16 - Corona/Norco YMCA Childcare Facility Improvements	LMC	03M	0	0	0	0	0		0	0	0	0	0
2015	5823	4.188-15 - Activity Delivery Cost- Desert AIDS Generator Project, Phase I	LMC	03S	0	0	0	0	0		0	0	0	0	0
2015	5735	4.188-15 - Desert AIDS Generator Project, Phase I	LMC	03S	0	0	0	0	0		2625	1531	544	75	4775
2016	5900	4.204-16 - Desert AIDS Generator Project, Phase II	LMC	03S	0	0	0	0	0		1446	777	285	46	2554
2016	5869	1.79-16 - Whiteside Manors Transitional Housing for Dually Diagnosed	LMC	03T	0	0	0	0	0		35	0	0	0	35
2016	5888	3.127-16 - VRS Bus Ticket Home Program	LMC	03T	0	0	0	0	0		0	19	0	0	19
2016	5893	4.197-16 - Las Mananitas I and II Migrant Farmworker Housing	LMC	03T	0	0	0	0	0		134	0	0	0	134
2016	5901	4.205-16 - Roys Desert Resource Center	LMC	03T	0	0	0	0	0		391	9	0	0	400
2016	5902	4.206-16 - Transitional Housing Program	LMC	03T	0	0	0	0	0		61	0	0	0	61

IDIS Activity		Activity Name	NatObj	MTX	Owner+Re		Owner+Re	Owner+Rent	Owner+Rent	Persons-X Low	Persons-Low	Persons-Mod	Persons-Non	
Year	#				nter-X Low	Owner+Re nter-Low		er-LowMod	nter-Non LM				LM	Persons-Total
2016	5908	5.83-16 - Veterans Initiative and CHAMPS Program	LMC	03T	0	0	0	0	0	3	1	0	1	5
2016	5854	0.153-16 - Operation School Bell	LMC	05	0	0	0	0	0	250	35	19	0	304
2016	5856	0.155-16 - H.O.P.E. Program	LMC	05	0	0	0	0	0	463	127	46	0	636
2016	5863	0.162-16 - Community Food Pantry of Murrieta	LMC	05	0	0	0	0	0	829	233	79	23	1164
2016	5865	0.164-16 - Digital Learning for Disadvantaged Youth	LMC	05	0	0	0	0	0	101	7	2	15	125
2016	5870	1.80-16 - Mead Valley Community Center	LMA	05	0	0	0	0	0	0	0	0	0	0
2016	5871	1.81-16 - Good Hope Community Center	LMA	05	0	0	0	0	0	0	0	0	0	0
2016	5875	2.70-16 - Highgrove Community Services Program	LMA	05	0	0	0	0	0	0	0	0	0	0
2016	5880	3.119-16 - Idyllwild HELP Center	LMC	05	0	0	0	0	0	111	80	10	0	201
2016	5881	3.120-16 - Operation School Bell	LMC	05	0	0	0	0	0	82	16	3	0	101
2016	5884	3.123-16 - Camp Elk Scholarship Program	LMC	05	0	0	0	0	0	4	2	15	2	23
2016	5890	4.194-16 - Mecca Comfort Station	LMC	05	0	0	0	0	0	4	120	23	0	147
2016	5894	4.198-16 - Paseo de los Heroes II After School Program	LMC	05	0	0	0	0	0	31	4	0	0	35
2016	5895	4.199-16 - Indio Hills After-School Program	LMC	05	0	0	0	0	0	37	3	0	0	40
2016	5896	4.200-16 - North Shore After School Program	LMC	05	0	0	0	0	0	33	7	5	1	46
2016	5897	4.201-16 - Community Recreation Services and Community Engagement	LMA	05	0	0	0	0	0	0	0	0	0	0
2016	5924	4.LQ.27-16 - Boys and Girls Club- Coachella Valley	LMC	05	0	0	0	0	0	32	23	17	0	72
2016	5909	5.84-16 - Cabazon Community Services Program	LMA	05	0	0	0	0	0	0	0	0	0	0
2016	5866	0.165-16 - Care-A-Van Transit	LMC	05A	0	0	0	0	0	463	0	0	0	463
2016	5872	1.82-16 - Wildomar Senior Center Transportation Program	LMC	05A	0	0	0	0	0	0	241	0	0	241
2016	5876	2.71-16 - Eddie Dee Smith Senior Center	LMC	05A	0	0	0	0	0	0	399	0	0	399
2016	5932	2.NR.41-16 - Senior Recreation and Community Services	LMC	05A	0	0	0	0	0	0	1139	0	0	1139
2016	5883	3.122-16 - FSA San Jacinto Senior Service Program	LMC	05A	0	0	0	0	0	318	0	194	0	512

Year	IDIS Activity #	Activity Name	NatObj	MTX	Owner+Re		Owner+Re		Owner+Ren ter-Total	Persons-Non				
					nter-X Low	Owner+Re nter-Low	Owner+Rent er-LowMod	nter-Non LM		Persons-X Low	Persons-Low	Persons-Mod	LM	Persons-Total
2016	5914	5.BEA.31-16 - The Arc of Riverside County	LMC	05B	0	0	0	0	0	0	0	0	0	0
2016	5850	9.146-16 - Include Me	LMC	05B	0	0	0	0	0	0	0	0	0	0
2016	5920	2.EV.13-16 - Youth Recreation Scholarship Program	LMC	05D	0	0	0	0	0	0	0	0	0	0
2016	5887	3.126-16 - Youth Scholarship Program	LMC	05D	0	0	0	0	0	94	15	16	0	125
2016	5906	5.81-16 - Teen Leader Program	LMC	05D	0	0	0	0	0	10	0	0	0	10
2016	5855	0.154-16 - Domestic Violence Services	LMC	05G	0	0	0	0	0	1368	0	0	0	1368
2016	5898	4.202-16 - Warriors to Work Program	LMC	05H	0	0	0	0	0	0	9	7	1	17
2016	5858	0.157-16 - Boys and Girls Club-Camp Kids Program	LMC	05L	0	0	0	0	0	20	10	17	0	47
2016	5927	1.LE.53-16 - Boys and Girls Clubs of Southwest County	LMC	05L	0	0	0	0	0	11	9	15	0	35
2016	5867	0.166-16 - Womens Health Assistance Program	LMC	05M	0	0	0	0	0	25	11	14	19	69
2016	5928	1.LE.54-16 - Vista Community Clinic	LMC	05M	0	0	0	0	0	52	20	17	8	97
2016	5859	0.158-16 - Project Independence	LMC	05N	0	0	0	0	0	0	3	0	0	3
2016	5860	0.159-16 - Court Appointed Special Advocates (CASA) Program	LMC	05N	0	0	0	0	0	130	0	0	0	130
2016	5868	0.167-16 - Kin Care	LMC	05N	0	0	0	0	0	0	176	0	0	176
2016	5892	4.196-16 - Mental Health Counseling	LMC	05O	0	0	0	0	0	0	0	0	0	0
2016	5848	9.144-16 - Community Enhancement Program	LMA	05V	0	0	0	0	0	0	0	0	0	0
2016	5857	0.156-16 - Blythe Harmony Kitchen	LMC	05W	0	0	0	0	0	249	82	45	0	376
2016	5882	3.121-16 - Emergency Community Food Pantry	LMC	05W	0	0	0	0	0	4295	302	67	25	4689
2016	5889	4.193-16 - St. Elizabeth Food Pantry	LMC	05W	0	0	0	0	0	314	24	2	0	340
2016	5891	4.195-16 - Food Assistance Program	LMC	05W	0	0	0	0	0	1758	172	72	0	2002
2016	5907	5.82-16 - Menifee Valley Community Cupboard	LMC	05W	0	0	0	0	0	665	288	229	0	1182
2004	3393	4.259X TORRES-MARTINEZ MOBILE HOME PARK	LMH	12	0	0	0	0	0	0	0	0	0	0

IDIS Activity			Owner+Re											
			nter-X			Owner+Re	Owner+Rent	nter-Non	Owner+Ren	Persons-Non				
Year	#	Activity Name	NatObj	MTX	Low	nter-Low	er-LowMod	LM	ter-Total	Persons-X Low	Persons-Low	Persons-Mod	LM	Persons-Total
2015	5690	0.143-15 - Home Enhancement Grant Program	LMH	14A						0	0	0	0	0
2015	5957	0.143-15-1 HEG4.06-15	LMH	14A		1			1	0	0	0	0	0
2015	5963	0.143-15-2 (Completed in 17-18)	LMH	14A		0			0	0	0	0	0	0
2015	5832	0.145-15 - Activity Delivery Cost- Critical Home Maintenance & Repair Program	LMH	14A						0	0	0	0	0
2015	5693	0.145-15 - Critical Home Maintenance & Repair Program	LMH	14A	2	2			4	0	0	0	0	0
2016	5862	0.161-16 - Home Enhancement Program- Pre 1978	LMH	14A						0	0	0	0	0
2016	5864	0.163-16 - Critical Home Maintenance and Repair Program	LMH	14A		1			1	0	0	0	0	0
2014	5587	1.CL.02-14 - Home Repair Program	LMH	14A		5			5	0	0	0	0	0
2015	5746	1.CL.04-15- Canyon Lake Home Repair Program	LMH	14A						0	0	0	0	0
2016	5916	1.CL.06-16- Canyon Lake Home Repair Program	LMH	14A						0	0	0	0	0
2014	5564	9.125-14 - Home Enhancement Rehab Program	LMH	14A						0	0	0	0	0
2014	5953	9.125-14-1 HEPBM3-03	LMH	14A		1			1	0	0	0	0	0
2014	5954	9.125-14-2 HEPBM2-01	LMH	14A			1		1	0	0	0	0	0
2014	5955	9.125-14-3 HEPBM3-2	LMH	14A			1		1	0	0	0	0	0
2014	5956	9.125-14-4 HEG5.04-14	LMH	14A		1			1	0	0	0	0	0
2014	5964	9.125-14-5 Home Rehab	LMH	14A						0	0	0	0	0
2015	5824	4.IW.10-15 - Activity Delivery Cost- ADA Improvement Project	LMH	14D						0	0	0	0	0
2015	5752	4.IW.10-15 - ADA Improvement Project	LMH	14D		32	37	20	89	0	0	0	0	0
2016	5921	4.IW.11-16 - Resident Mobility Project	LMH	14D		110	60	45	215	0	0	0	0	0
2015	5699	0.151-15 - Riverside County Affordable Solar Housing Program	LMH	14F	1		1		2	0	0	0	0	0
2016	5861	0.160-16 - Community Impact Plans	LMA	15	0	0	0	0	0	0	0	0	0	0
2016	5926	1.LE.52-16 - Code Enforcement	LMA	15	0	0	0	0	0	0	0	0	0	0
2016	5933	1.WD.14-16 - Code Enforcement Enhancement Program	LMA	15	0	0	0	0	0	0	0	0	0	0

IDIS Activity		Activity Name	NatObj	MTX	Owner+Re		Owner+Re	Owner+Re	Owner+Re						
Year	#				nter-X Low	Owner+Re nter-Low	Owner+Rent er-LowMod	nter-Non LM	Owner+Rent er-Total		Persons-X Low	Persons-Low	Persons-Mod	Persons-Non LM	Persons-Total
2015	5831	3.SJ.05-15 -San Jacinto Code Enforcement	LMA	15	0	0	0	0	0		0	0	0	0	0
2015	5747	4.CO.10-15 - Code Enforcement Program	LMA	15	0	0	0	0	0		0	0	0	0	0
2016	5917	4.CO.13-16 - Code Enforcement Program	LMA	15	0	0	0	0	0		0	0	0	0	0
2014	5660	9.129-14 - Economic Development-Financial Assistance	LMJ	18A	0	0	0	0	0		0	0	0	0	0
2015	5678	9.132-15 - Economic Development Assistance Fund	LMJ	18A	0	0	0	0	0		0	0	0	0	0
2016	5904	4.208-16 - Riverside County Women Veterans Business Initiative	LMCMC	18C	0	0	0	0	0		2	2	3	0	7
2014	5659	9.128-14 Economic Development-MicroEnterprise	LMCMC	18C	0	0	0	0	0		0	0	0	0	0
2014	5951	9.128-14-1 - Clochan Concrete	LMCMC	18C	0	0	0	0	0		0	0	0	0	0
2016	5849	9.145-16 - Economic Development - MicroEnterprise	LMCMC	18C	0	0	0	0	0		0	0	0	0	0
2014	5594	1.LE.42-14 - CDBG Administrative Costs-EDA	0	21A	0	0	0	0	0		0	0	0	0	0
2015	5759	1.LE.49-15 - CDBG Administrative Cost - EDA	0	21A	0	0	0	0	0		0	0	0	0	0
2016	5929	1.LE.55-16 - CDBG Administrative Cost - EDA	0	21A	0	0	0	0	0		0	0	0	0	0
2015	5675	9.128-15 - CDBG Program Administration	0	21A	0	0	0	0	0		0	0	0	0	0
2015	5787	9.135-15 - CDBG Program Administration-20%PI	0	21A	0	0	0	0	0		0	0	0	0	0
2016	5845	9.141-16 - CDBG Program Administration	0	21A	0	0	0	0	0		0	0	0	0	0
2016	5944	9.150-16 - CDBG Program Administration-20% PI	0	21A	0	0	0	0	0		0	0	0	0	0
2016	5846	9.142-16 - Fair Housing Program Administration	0	21D	0	0	0	0	0		0	0	0	0	0
					3	153	100	65	321		18,373	297,702	2,908	650	319,633
														+	321
														PR23 Report	319,954

Manually add matrix Code 05W to PR23 to match this report

7281868415258589

06/30/207

Grantee: RIVERSIDE COUNTY

Rpt Program Year: 2016

Year	IDIS Activity #	Activity Name	NatObj	MTX	Fem HsHld Owner	Fem HsHld Renter	Fem HsHld Owner+Rente r							
								White Owner	White Renter	White Persons	WhiteH Owner	WhiteH Renter	WhiteH Persons	Black Owner
2015	5703	1.76-15 - 1st District Public Facility Fund	LMC	03	0	0	0	0	0	0	0	0	0	0
2016	5874	1.84-16 - 1st District Public Facility Fund	LMC	03	0	0	0	0	0	0	0	0	0	0
2016	5879	2.74-16 - 2nd District Public Facility Fund	LMC	03	0	0	0	0	0	0	0	0	0	0
2016	5935	3.128-16 - Community Multi-Service/Food Pantry of Murrieta	LMC	03	0	0	0	0	0	0	0	0	0	0
2013	5472	3.99-13 - Mid-County Regional Service Center	LMC	03	0	0	0	0	0	199	0	0	105	0
2014	5625	4.164-14 - S.C.R.A.P. Gallery Mural Program	LMA	03	0	0	0	0	0	0	0	0	0	0
2014	5812	4.168-14 - Activity Delivery Cost- Colorado River Community Center	LMA	03	0	0	0	0	0	0	0	0	0	0
2014	5670	4.168-14 - Colorado River Community Center	LMA	03	0	0	0	0	0	0	0	0	0	0
2016	5905	4.209-16 - 4th District Public Facility Fund	LMC	03	0	0	0	0	0	0	0	0	0	0
2000	1931	4.259 TORRES-MARTINEZ MOBILE HOME PARK	LMA	03	0	0	0	0	0	0	0	0	0	0
2016	5923	4.LQ.26-16 - City of La Quinta ADA Improvements	LMC	03	0	0	0	0	0	3124	0	0	1387	0
2015	5821	5.80-15 - Activity Delivery Cost- March Field Air Museum ADA Project	LMC	03	0	0	0	0	0	0	0	0	0	0
2015	5785	5.80-15 - March Field Air Museum ADA Project	LMC	03	0	0	0	0	0	184236	0	0	86841	0
2016	5910	5.85-16 - 5th District Public Facility Fund	LMC	03	0	0	0	0	0	0	0	0	0	0
2016	5946	5.87-16 - Perris Valley Cemetery ADA Compliance Improvements	LMC	03	0	0	0	0	0	0	0	0	0	0
2016	5911	5.BN.34-16 - Banning Community/Senior Center Rehabilitation Project	LMA	03	0	0	0	0	0	0	0	0	0	0
2014	5563	9.122-14 - Riverside County Cultural Center- Golden years Pavilion Improvements	LMC	03	0	0	0	0	0	0	0	0	0	0
2015	5776	9.133-15 - Countywide Road Improvement Projects	LMC	03	0	0	0	0	0	0	0	0	0	0
2015	5777	9.134-15 - Countywide Public Facility Fund	LMC	03	0	0	0	0	0	0	0	0	0	0
2016	5847	9.143-16 - Fair Housing Public Facility Fund	LMC	03	0	0	0	0	0	4632	0	0	1685	0
2016	5851	9.147-16 - EDM ADA Assessment	LMC	03	0	0	0	0	0	0	0	0	0	0

IDIS Activity		Activity Name	NatObj	MTX	Fem HsHld									
Year	#				Owner	Renter	Owner+Renter	White Owner	White Renter	White Persons	WhiteH Owner	WhiteH Renter	WhiteH Persons	Black Owner
2016	5852	9.148-16 - Countywide Improvement Projects	LMC	03	0	0	0	0	0	0	0	0	0	0
2016	5853	9.149-16 -Countywide Public Facility Fund	LMC	03	0	0	0	0	0	0	0	0	0	0
2015	5755	1.LE.45-15 - Lake Elsinore Senior Center	LMC	03A	0	0	0	0	0	0	0	0	0	0
2013	5464	2.57-13 - Eddie Dee Smith Senior Center Improvement Project	LMC	03A	0	0	0	0	0	0	0	0	0	0
2011	5197	3.MR.23-11 - Murrieta Senior Center Expansion Project	LMC	03A	0	0	0	0	0	0	0	0	0	0
2012	5817	3.MR.28-12 - Activity Delivery Cost- Murrieta Senior Center Expansion Project	LMC	03A	0	0	0	0	0	0	0	0	0	0
2012	5365	3.MR.28-12 - Murrieta Senior Center Expansion	LMC	03A	0	0	0	0	0	0	0	0	0	0
2013	5512	3.MR.32-13 - Senior Center Recreation Facility Improvement Project	LMC	03A	0	0	0	0	0	0	0	0	0	0
2016	5949	3.130-16 - T.H.E. Center Facility Improvements	LMC	03B	0	0	0	0	0	0	0	0	0	0
2015	5827	4.186-15 - Activity Delivery Cost- Desert Arc ADA Improvements	LMC	03B	0	0	0	0	0	0	0	0	0	0
2015	5733	4.186-15 - Desert Arc ADA Improvements	LMC	03B	0	0	0	0	0	349	0	0	219	0
2016	5899	4.203-16 - Desert Arc Facility Improvement Project	LMC	03B	0	0	0	0	0	405	0	0	243	0
2016	5903	4.207-16 - MVK Energy Improvement Project	LMC	03C	0	0	0	0	0	314	0	0	216	0
2016	5873	1.83-16 - Mead Valley Community Center Public Facility	LMA	03E	0	0	0	0	0	0	0	0	0	0
2016	5936	1.85-16 - Mead Valley Library Improvement	LMA	03E	0	0	0	0	0	0	0	0	0	0
2016	5925	1.LE.51-16 - Rehabilitation of Sheriff Station to Community Center	LMA	03E	0	0	0	0	0	0	0	0	0	0
2014	5671	2.NR.35-14 - Norco Community Center ADA Upgrades	LMC	03E	0	0	0	0	0	0	0	0	0	0
2016	5885	3.124-16 - Anza Community Hall Improvement Project	LMA	03E	0	0	0	0	0	0	0	0	0	0
2016	5938	3.129-16 - San Jacinto Mountain Community Center Project	SBA	03E	0	0	0	0	0	0	0	0	0	0
2014	5613	3.MR.34-14 - Murrieta Community Center ADA Restroom Project	LMC	03E	0	0	0	0	0	0	0	0	0	0
2015	5813	1.77-15 - Activity Delivery Cost- Good Hope Park Improvements	LMA	03F	0	0	0	0	0	0	0	0	0	0
2015	5795	1.77-15 - Good Hope Park Improvements	LMA	03F	0	0	0	0	0	0	0	0	0	0
2016	5940	1.WD.15-16 - City of Wildomar Gateway Park Project	LMA	03F	0	0	0	0	0	0	0	0	0	0

IDIS Activity		Activity Name	NatObj	MTX	Fem HsHld									
Year	#				Owner	Renter	Owner+Renter	White Owner	White Renter	White Persons	WhiteH Owner	WhiteH Renter	WhiteH Persons	Black Owner
2015	5765	2.NR.38-15 - Ingalls Park ADA Restroom Project Phase II	LMC	03F	0	0	0	0	0	0	0	0	0	0
2016	5931	2.NR.40-16 - Ingalls Park ADA Restroom Project Phase II	LMC	03F	0	0	0	0	0	0	0	0	0	0
2015	5814	3.115-15 - Activity Delivery Cost- San Jacinto Parks Improvements Project	LMA	03F	0	0	0	0	0	0	0	0	0	0
2015	5796	3.115-15 - San Jacinto Parks Improvements Project	LMA	03F	0	0	0	0	0	0	0	0	0	0
2015	5794	4.191-15 - North Shore Community Park	LMA	03F	0	0	0	0	0	0	0	0	0	0
2015	5745	4.BL.37-15 - Park Improvement Project	LMA	03F	0	0	0	0	0	0	0	0	0	0
2016	5915	4.BL.39-16 - Blythe Park Improvements	LMA	03F	0	0	0	0	0	0	0	0	0	0
2015	5818	4.DHS.20-15 - Activity Delivery Cost- Park Improvement Project	LMA	03F	0	0	0	0	0	0	0	0	0	0
2015	5749	4.DHS.20-15 - Park Improvement Project	LMA	03F	0	0	0	0	0	0	0	0	0	0
2016	5918	4.DHS.23-16 - Park Improvement Project	LMA	03F	0	0	0	0	0	0	0	0	0	0
2015	5819	5.76-15 - Activity Delivery Cost- Noble Creek Park Improvement Project	LMC	03F	0	0	0	0	0	0	0	0	0	0
2015	5740	5.76-15 - Noble Creek Park Improvement Project	LMC	03F	0	0	0	0	0	2034	0	0	726	0
2016	5912	5.BEA.29-16 - Stewart Park Improvements	LMA	03F	0	0	0	0	0	0	0	0	0	0
2015	5825	5.BN.32-15 - Activity Delivery Cost- Lions Park ADA Improvements	LMA	03F	0	0	0	0	0	0	0	0	0	0
2015	5778	5.BN.32-15 - Lions Park ADA Improvements	LMA	03F	0	0	0	0	0	0	0	0	0	0
2016	5878	2.73-16 - Jurupa Valley Boxing Club Improvements	LMC	03G	0	0	0	0	0	0	0	0	0	0
2016	5886	3.125-16 - Water Pipeline Replacement	LMA	03J	0	0	0	0	0	0	0	0	0	0
2015	5809	9.137-15 - Ripley Waterwaste System Improvements	LMA	03J	0	0	0	0	0	0	0	0	0	0
2015	5811	9.139-15 - Desert Center Wastewater System Improvements	LMA	03J	0	0	0	0	0	0	0	0	0	0
2015	5815	3.SJ.04-15 - Activity Delivery Cost- Downtown San Jacinto Street Improvements	LMA	03K	0	0	0	0	0	0	0	0	0	0
2015	5766	3.SJ.04-15 - Downtown San Jacinto Street Improvements	LMA	03K	0	0	0	0	0	0	0	0	0	0
2015	5744	5.BEA.27-15 - Street and Sidewalk Project	LMA	03K	0	0	0	0	0	0	0	0	0	0
2015	5822	5.BEA.27-15 -Activity Delivery Cost- Street and Sidewalk Project	LMA	03K	0	0	0	0	0	0	0	0	0	0

IDIS Activity		Activity Name	NatObj	MTX	Fem HsHld			White Owner	White Renter	White Persons	WhiteH Owner	WhiteH Renter	WhiteH Persons	Black Owner
Year	#				Owner	Fem HsHld Renter	Owner+Renter							
2016	5945	9.151-16 - Hunter Street Road Improvements	LMA	03K	0	0	0	0	0	0	0	0	0	0
2014	5588	1.LE.36-14 - City of Lake Elsinore Sidewalk Improvements	LMA	03L	0	0	0	0	0	0	0	0	0	0
2015	5754	1.LE.44-15 - Lake Elsinore Sidewalk Improvements	LMA	03L	0	0	0	0	0	0	0	0	0	0
2015	5769	1.WD.12-15 - Wildomar/Sedco Sidewalk Project	LMA	03L	0	0	0	0	0	0	0	0	0	0
2012	5354	2.EV.02-12 - Sidewalk Improvement Project	LMC	03L	0	0	0	0	0	493	0	0	306	0
2014	5601	2.EV.06-14 - Eastvale Pedestrian Accessibility Improvements - Phase III	LMC	03L	0	0	0	0	0	0	0	0	0	0
2015	5750	2.EV.09-15 - Eastvale Pedestrian Accessibility Improvements	LMC	03L	0	0	0	0	0	0	0	0	0	0
2016	5919	2.EV.12-16 - Eastvale Pedestrian Accessibility-Phase II	LMC	03L	0	0	0	0	0	0	0	0	0	0
2015	5753	2.JV.01-15 - Citywide ADA Curb and Sidewalk Upgrades	LMC	03L	0	0	0	0	0	9190	0	0	6235	0
2016	5922	2.JV.03-16 - Citywide ADA Curb and Sidewalk Upgrades, Phase II	LMC	03L	0	0	0	0	0	0	0	0	0	0
2015	5762	3.MR.37-15 - Pedestrian Safety Enhancement Project	LMC	03L	0	0	0	0	0	0	0	0	0	0
2016	5930	3.MR.39-16 - Pedestrian Safety Enhancement Project 2016-2017	LMC	03L	0	0	0	0	0	0	0	0	0	0
2016	5913	5.BEA.30-16 - Sidewalk Improvement Project	LMA	03L	0	0	0	0	0	0	0	0	0	0
2014	5643	5.BEA-24-14 - Sidewalk Improvement Project	LMA	03L	0	0	0	0	0	0	0	0	0	0
2016	5877	2.72-16 - Corona/Norco YMCA Childcare Facility Improvements	LMC	03M	0	0	0	0	0	0	0	0	0	0
2015	5823	4.188-15 - Activity Delivery Cost- Desert AIDS Generator Project, Phase I	LMC	03S	0	0	0	0	0	0	0	0	0	0
2015	5735	4.188-15 - Desert AIDS Generator Project, Phase I	LMC	03S	0	0	0	0	0	4294	0	0	960	0
2016	5900	4.204-16 - Desert AIDS Generator Project, Phase II	LMC	03S	0	0	0	0	0	2316	0	0	514	0
2016	5869	1.79-16 - Whiteside Manors Transitional Housing for Dually Diagnosed	LMC	03T	0	0	0	0	0	27	0	0	0	0
2016	5888	3.127-16 - VRS Bus Ticket Home Program	LMC	03T	0	0	0	0	0	9	0	0	1	0
2016	5893	4.197-16 - Las Mananitas I and II Migrant Farmworker Housing	LMC	03T	0	0	0	0	0	134	0	0	134	0
2016	5901	4.205-16 - Roys Desert Resource Center	LMC	03T	0	0	0	0	0	302	0	0	69	0
2016	5902	4.206-16 - Transitional Housing Program	LMC	03T	0	0	0	0	0	37	0	0	30	0

IDIS Activity		Activity Name	NatObj	MTX	Fem HsHld			White Owner	White Renter	White Persons	WhiteH Owner	WhiteH Renter	WhiteH Persons	Black Owner
Year	#				Owner	Renter	Owner+Renter							
2016	5908	5.83-16 - Veterans Initiative and CHAMPS Program	LMC	03T	0	0	0	0	0	5	0	0	1	0
2016	5854	0.153-16 - Operation School Bell	LMC	05	0	0	0	0	0	165	0	0	90	0
2016	5856	0.155-16 - H.O.P.E. Program	LMC	05	0	0	0	0	0	566	0	0	212	0
2016	5863	0.162-16 - Community Food Pantry of Murrieta	LMC	05	0	0	0	0	0	752	0	0	415	0
2016	5865	0.164-16 - Digital Learning for Disadvantaged Youth	LMC	05	0	0	0	0	0	78	0	0	37	0
2016	5870	1.80-16 - Mead Valley Community Center	LMA	05	0	0	0	0	0	0	0	0	0	0
2016	5871	1.81-16 - Good Hope Community Center	LMA	05	0	0	0	0	0	0	0	0	0	0
2016	5875	2.70-16 - Highgrove Community Services Program	LMA	05	0	0	0	0	0	0	0	0	0	0
2016	5880	3.119-16 - Idyllwild HELP Center	LMC	05	0	0	0	0	0	160	0	0	6	0
2016	5881	3.120-16 - Operation School Bell	LMC	05	0	0	0	0	0	60	0	0	37	0
2016	5884	3.123-16 - Camp Elk Scholarship Program	LMC	05	0	0	0	0	0	9	0	0	3	0
2016	5890	4.194-16 - Mecca Comfort Station	LMC	05	0	0	0	0	0	147	0	0	147	0
2016	5894	4.198-16 - Paseo de los Heroes II After School Program	LMC	05	0	0	0	0	0	35	0	0	35	0
2016	5895	4.199-16 - Indio Hills After-School Program	LMC	05	0	0	0	0	0	5	0	0	0	0
2016	5896	4.200-16 - North Shore After School Program	LMC	05	0	0	0	0	0	46	0	0	46	0
2016	5897	4.201-16 - Community Recreation Services and Community Engagement	LMA	05	0	0	0	0	0	0	0	0	0	0
2016	5924	4.LQ.27-16 - Boys and Girls Club- Coachella Valley	LMC	05	0	0	0	0	0	19	0	0	7	0
2016	5909	5.84-16 - Cabazon Community Services Program	LMA	05	0	0	0	0	0	0	0	0	0	0
2016	5866	0.165-16 - Care-A-Van Transit	LMC	05A	0	0	0	0	0	385	0	0	104	0
2016	5872	1.82-16 - Wildomar Senior Center Transportation Program	LMC	05A	0	0	0	0	0	211	0	0	8	0
2016	5876	2.71-16 - Eddie Dee Smith Senior Center	LMC	05A	0	0	0	0	0	272	0	0	151	0
2016	5932	2.NR.41-16 - Senior Recreation and Community Services	LMC	05A	0	0	0	0	0	847	0	0	272	0
2016	5883	3.122-16 - FSA San Jacinto Senior Service Program	LMC	05A	0	0	0	0	0	333	0	0	40	0

IDIS Activity		Activity Name	NatObj	MTX	Fem HsHld			White Owner	White Renter	White Persons	WhiteH Owner	WhiteH Renter	WhiteH Persons	Black Owner
Year	#				Owner	Renter	Owner+Renter							
2016	5914	5.BEA.31-16 - The Arc of Riverside County	LMC	05B	0	0	0	0	0	0	0	0	0	0
2016	5850	9.146-16 - Include Me	LMC	05B	0	0	0	0	0	0	0	0	0	0
2016	5920	2.EV.13-16 - Youth Recreation Scholarship Program	LMC	05D	0	0	0	0	0	0	0	0	0	0
2016	5887	3.126-16 - Youth Scholarship Program	LMC	05D	0	0	0	0	0	55	0	0	55	0
2016	5906	5.81-16 - Teen Leader Program	LMC	05D	0	0	0	0	0	4	0	0	4	0
2016	5855	0.154-16 - Domestic Violence Services	LMC	05G	0	0	0	0	0	1060	0	0	585	0
2016	5898	4.202-16 - Warriors to Work Program	LMC	05H	0	0	0	0	0	11	0	0	4	0
2016	5858	0.157-16 - Boys and Girls Club-Camp Kids Program	LMC	05L	0	0	0	0	0	25	0	0	9	0
2016	5927	1.LE.53-16 - Boys and Girls Clubs of Southwest County	LMC	05L	0	0	0	0	0	16	0	0	4	0
2016	5867	0.166-16 - Womens Health Assistance Program	LMC	05M	0	0	0	0	0	57	0	0	22	0
2016	5928	1.LE.54-16 - Vista Community Clinic	LMC	05M	0	0	0	0	0	97	0	0	82	0
2016	5859	0.158-16 - Project Independence	LMC	05N	0	0	0	0	0	0	0	0	0	0
2016	5860	0.159-16 - Court Appointed Special Advocates (CASA) Program	LMC	05N	0	0	0	0	0	82	0	0	51	0
2016	5868	0.167-16 - Kin Care	LMC	05N	0	0	0	0	0	136	0	0	74	0
2016	5892	4.196-16 - Mental Health Counseling	LMC	05O	0	0	0	0	0	0	0	0	0	0
2016	5848	9.144-16 - Community Enhancement Program	LMA	05V	0	0	0	0	0	0	0	0	0	0
2016	5857	0.156-16 - Blythe Harmony Kitchen	LMC	05W	0	0	0	0	0	268	0	0	62	0
2016	5882	3.121-16 - Emergency Community Food Pantry	LMC	05W	0	0	0	0	0	3214	0	0	1387	0
2016	5889	4.193-16 - St. Elizabeth Food Pantry	LMC	05W	0	0	0	0	0	265	0	0	164	0
2016	5891	4.195-16 - Food Assistance Program	LMC	05W	0	0	0	0	0	1642	0	0	902	0
2016	5907	5.82-16 - Menifee Valley Community Cupboard	LMC	05W	0	0	0	0	0	866	0	0	413	0
2004	3393	4.259X TORRES-MARTINEZ MOBILE HOME PARK	LMH	12	0	0	0	0	0	0	0	0	0	0

IDIS Activity		Activity Name	NatObj	MTX	Fem HsHld									
Year	#				Owner	Renter	Owner+Renter	White Owner	White Renter	White Persons	WhiteH Owner	WhiteH Renter	WhiteH Persons	Black Owner
2015	5690	0.143-15 - Home Enhancement Grant Program	LMH	14A	0	0	0	0	0	0	0	0	0	0
2015	5957	0.143-15-1 HEG4.06-15	LMH	14A	0	0	0	1	0	0	1	0	0	0
2015	5963	0.143-15-2 (Completed in 17-18)	LMH	14A	0	0	0	0	0	0	0	0	0	0
2015	5832	0.145-15 - Activity Delivery Cost- Critical Home Maintenance & Repair Program	LMH	14A	0	0	0	0	0	0	0	0	0	0
2015	5693	0.145-15 - Critical Home Maintenance & Repair Program	LMH	14A	3	0	3	3	0	0	0	0	0	1
2016	5862	0.161-16 - Home Enhancement Program- Pre 1978	LMH	14A	0	0	0	0	0	0	0	0	0	0
2016	5864	0.163-16 - Critical Home Maintenance and Repair Program	LMH	14A	1	0	1	1	0	0	0	0	0	0
2014	5587	1.CL.02-14 - Home Repair Program	LMH	14A	4	0	4	5	0	0	0	0	0	0
2015	5746	1.CL.04-15- Canyon Lake Home Repair Program	LMH	14A	0	0	0	0	0	0	0	0	0	0
2016	5916	1.CL.06-16- Canyon Lake Home Repair Program	LMH	14A	0	0	0	0	0	0	0	0	0	0
2014	5564	9.125-14 - Home Enhancement Rehab Program	LMH	14A	0	0	0	0	0	0	0	0	0	0
2014	5953	9.125-14-1 HEPBM3-03	LMH	14A	1	0	1	1	0	0	0	0	0	0
2014	5954	9.125-14-2 HEPBM2-01	LMH	14A	0	0	0	1	0	0	1	0	0	0
2014	5955	9.125-14-3 HEPBM3-2	LMH	14A	0	0	0	1	0	0	1	0	0	0
2014	5956	9.125-14-4 HEG5.04-14	LMH	14A	0	0	0	1	0	0	1	0	0	0
2014	5964	9.125-14-5 Home Rehab	LMH	14A	0	0	0	0	0	0	0	0	0	0
2015	5824	4.IW.10-15 - Activity Delivery Cost- ADA Improvement Project	LMH	14D	0	0	0	0	0	0	0	0	0	0
2015	5752	4.IW.10-15 - ADA Improvement Project	LMH	14D	0	0	0	0	84	0	0	4	0	0
2016	5921	4.IW.11-16 - Resident Mobility Project	LMH	14D	0	145	145	0	159	0	0	29	0	0
2015	5699	0.151-15 - Riverside County Affordable Solar Housing Program	LMH	14F	0	0	0	2	0	0	2	0	0	0
2016	5861	0.160-16 - Community Impact Plans	LMA	15	0	0	0	0	0	0	0	0	0	0
2016	5926	1.LE.52-16 - Code Enforcement	LMA	15	0	0	0	0	0	0	0	0	0	0
2016	5933	1.WD.14-16 - Code Enforcement Enhancement Program	LMA	15	0	0	0	0	0	0	0	0	0	0

IDIS Activity		Activity Name	NatObj	MTX	Fem HsHld			Fem HsHld Owner+Renter							
Year	#				Owner	Renter	White Owner		White Renter	White Persons	WhiteH Owner	WhiteH Renter	WhiteH Persons	Black Owner	
2015	5831	3.SJ.05-15 -San Jacinto Code Enforcement	LMA	15	0	0	0	0	0	0	0	0	0	0	
2015	5747	4.CO.10-15 - Code Enforcement Program	LMA	15	0	0	0	0	0	0	0	0	0	0	
2016	5917	4.CO.13-16 - Code Enforcement Program	LMA	15	0	0	0	0	0	0	0	0	0	0	
2014	5660	9.129-14 - Economic Development-Financial Assistance	LMJ	18A	0	0	0	0	0	0	0	0	0	0	
2015	5678	9.132-15 - Economic Development Assistance Fund	LMJ	18A	0	0	0	0	0	0	0	0	0	0	
2016	5904	4.208-16 - Riverside County Women Veterans Business Initiative	LMCMC	18C	0	0	0	0	0	6	0	0	5	0	
2014	5659	9.128-14 Economic Development-MicroEnterprise	LMCMC	18C	0	0	0	0	0	0	0	0	0	0	
2014	5951	9.128-14-1 - Clochan Concrete	LMCMC	18C	0	0	0	0	0	0	0	0	0	0	
2016	5849	9.145-16 - Economic Development - MicroEnterprise	LMCMC	18C	0	0	0	0	0	0	0	0	0	0	
2014	5594	1.LE.42-14 - CDBG Administrative Costs-EDA	0	21A	0	0	0	0	0	0	0	0	0	0	
2015	5759	1.LE.49-15 - CDBG Administrative Cost - EDA	0	21A	0	0	0	0	0	0	0	0	0	0	
2016	5929	1.LE.55-16 - CDBG Administrative Cost - EDA	0	21A	0	0	0	0	0	0	0	0	0	0	
2015	5675	9.128-15 - CDBG Program Administration	0	21A	0	0	0	0	0	0	0	0	0	0	
2015	5787	9.135-15 - CDBG Program Administration-20%PI	0	21A	0	0	0	0	0	0	0	0	0	0	
2016	5845	9.141-16 - CDBG Program Administration	0	21A	0	0	0	0	0	0	0	0	0	0	
2016	5944	9.150-16 - CDBG Program Administration-20% PI	0	21A	0	0	0	0	0	0	0	0	0	0	
2016	5846	9.142-16 - Fair Housing Program Administration	0	21D	0	0	0	0	0	0	0	0	0	0	
					9	145	154	16	243	223,994	6	33	105,105	1	
								259		White					
								Hispanic							
										6255	2928				

06/30/207

Grantee: RIVERSIDE COUNTY

Rpt Program Year: 2016

Year	IDIS Activity #	Activity Name	NatObj	MTX	Black Renter	Black Persons	BlackH Owner	BlackH Renter	BlackH Persons	Asian Owner	Asian Renter	Asian Persons	AsianH Persons	AiAn Renter
2015	5703	1.76-15 - 1st District Public Facility Fund	LMC	03	0	0	0	0	0	0	0	0	0	0
2016	5874	1.84-16 - 1st District Public Facility Fund	LMC	03	0	0	0	0	0	0	0	0	0	0
2016	5879	2.74-16 - 2nd District Public Facility Fund	LMC	03	0	0	0	0	0	0	0	0	0	0
2016	5935	3.128-16 - Community Multi-Service/Food Pantry of Murrieta	LMC	03	0	0	0	0	0	0	0	0	0	0
2013	5472	3.99-13 - Mid-County Regional Service Center	LMC	03	0	37	0	0	3	0	0	14	0	0
2014	5625	4.164-14 - S.C.R.A.P. Gallery Mural Program	LMA	03	0	0	0	0	0	0	0	0	0	0
2014	5812	4.168-14 - Activity Delivery Cost- Colorado River Community Center	LMA	03	0	0	0	0	0	0	0	0	0	0
2014	5670	4.168-14 - Colorado River Community Center	LMA	03	0	0	0	0	0	0	0	0	0	0
2016	5905	4.209-16 - 4th District Public Facility Fund	LMC	03	0	0	0	0	0	0	0	0	0	0
2000	1931	4.259 TORRES-MARTINEZ MOBILE HOME PARK	LMA	03	0	0	0	0	0	0	0	0	0	0
2016	5923	4.LQ.26-16 - City of La Quinta ADA Improvements	LMC	03	0	38	0	0	0	0	0	38	0	0
2015	5821	5.80-15 - Activity Delivery Cost- March Field Air Museum ADA Project	LMC	03	0	0	0	0	0	0	0	0	0	0
2015	5785	5.80-15 - March Field Air Museum ADA Project	LMC	03	0	15978	0	0	0	0	0	8050	0	0
2016	5910	5.85-16 - 5th District Public Facility Fund	LMC	03	0	0	0	0	0	0	0	0	0	0
2016	5946	5.87-16 - Perris Valley Cemetery ADA Compliance Improvements	LMC	03	0	0	0	0	0	0	0	0	0	0
2016	5911	5.BN.34-16 - Banning Community/Senior Center Rehabilitation Project	LMA	03	0	0	0	0	0	0	0	0	0	0
2014	5563	9.122-14 - Riverside County Cultural Center- Golden years Pavilion Improvements	LMC	03	0	0	0	0	0	0	0	0	0	0
2015	5776	9.133-15 - Countywide Road Improvement Projects	LMC	03	0	0	0	0	0	0	0	0	0	0
2015	5777	9.134-15 - Countywide Public Facility Fund	LMC	03	0	0	0	0	0	0	0	0	0	0
2016	5847	9.143-16 - Fair Housing Public Facility Fund	LMC	03	0	1154	0	0	7	0	0	32	1	0
2016	5851	9.147-16 - EDM ADA Assessment	LMC	03	0	0	0	0	0	0	0	0	0	0

IDIS Activity														
Year	#	Activity Name	NatObj	MTX	Black Renter	Black Persons	BlackH Owner	BlackH Renter	BlackH Persons	Asian Owner	Asian Renter	Asian Persons	AsianH Persons	AiAn Renter
2016	5852	9.148-16 - Countywide Improvement Projects	LMC	03	0	0	0	0	0	0	0	0	0	0
2016	5853	9.149-16 -Countywide Public Facility Fund	LMC	03	0	0	0	0	0	0	0	0	0	0
2015	5755	1.LE.45-15 - Lake Elsinore Senior Center	LMC	03A	0	0	0	0	0	0	0	0	0	0
2013	5464	2.57-13 - Eddie Dee Smith Senior Center Improvement Project	LMC	03A	0	0	0	0	0	0	0	0	0	0
2011	5197	3.MR.23-11 - Murrieta Senior Center Expansion Project	LMC	03A	0	0	0	0	0	0	0	0	0	0
2012	5817	3.MR.28-12 - Activity Delivery Cost- Murrieta Senior Center Expansion Project	LMC	03A	0	0	0	0	0	0	0	0	0	0
2012	5365	3.MR.28-12 - Murrieta Senior Center Expansion	LMC	03A	0	0	0	0	0	0	0	0	0	0
2013	5512	3.MR.32-13 - Senior Center Recreation Facility Improvement Project	LMC	03A	0	0	0	0	0	0	0	0	0	0
2016	5949	3.130-16 - T.H.E. Center Facility Improvements	LMC	03B	0	0	0	0	0	0	0	0	0	0
2015	5827	4.186-15 - Activity Delivery Cost- Desert Arc ADA Improvements	LMC	03B	0	0	0	0	0	0	0	0	0	0
2015	5733	4.186-15 - Desert Arc ADA Improvements	LMC	03B	0	38	0	0	0	0	0	12	0	0
2016	5899	4.203-16 - Desert Arc Facility Improvement Project	LMC	03B	0	47	0	0	0	0	0	8	0	0
2016	5903	4.207-16 - MVK Energy Improvement Project	LMC	03C	0	110	0	0	27	0	0	2	0	0
2016	5873	1.83-16 - Mead Valley Community Center Public Facility	LMA	03E	0	0	0	0	0	0	0	0	0	0
2016	5936	1.85-16 - Mead Valley Library Improvement	LMA	03E	0	0	0	0	0	0	0	0	0	0
2016	5925	1.LE.51-16 - Rehabilitation of Sheriff Station to Community Center	LMA	03E	0	0	0	0	0	0	0	0	0	0
2014	5671	2.NR.35-14 - Norco Community Center ADA Upgrades	LMC	03E	0	0	0	0	0	0	0	0	0	0
2016	5885	3.124-16 - Anza Community Hall Improvement Project	LMA	03E	0	0	0	0	0	0	0	0	0	0
2016	5938	3.129-16 - San Jacinto Mountain Community Center Project	SBA	03E	0	0	0	0	0	0	0	0	0	0
2014	5613	3.MR.34-14 - Murrieta Community Center ADA Restroom Project	LMC	03E	0	0	0	0	0	0	0	0	0	0
2015	5813	1.77-15 - Activity Delivery Cost- Good Hope Park Improvements	LMA	03F	0	0	0	0	0	0	0	0	0	0
2015	5795	1.77-15 - Good Hope Park Improvements	LMA	03F	0	0	0	0	0	0	0	0	0	0
2016	5940	1.WD.15-16 - City of Wildomar Gateway Park Project	LMA	03F	0	0	0	0	0	0	0	0	0	0

IDIS Activity														
Year	#	Activity Name	NatObj	MTX	Black Renter	Black Persons	BlackH Owner	BlackH Renter	BlackH Persons	Asian Owner	Asian Renter	Asian Persons	AsianH Persons	AiAn Renter
2015	5765	2.NR.38-15 - Ingalls Park ADA Restroom Project Phase II	LMC	03F	0	0	0	0	0	0	0	0	0	0
2016	5931	2.NR.40-16 - Ingalls Park ADA Restroom Project Phase II	LMC	03F	0	0	0	0	0	0	0	0	0	0
2015	5814	3.115-15 - Activity Delivery Cost- San Jacinto Parks Improvements Project	LMA	03F	0	0	0	0	0	0	0	0	0	0
2015	5796	3.115-15 - San Jacinto Parks Improvements Project	LMA	03F	0	0	0	0	0	0	0	0	0	0
2015	5794	4.191-15 - North Shore Community Park	LMA	03F	0	0	0	0	0	0	0	0	0	0
2015	5745	4.BL.37-15 - Park Improvement Project	LMA	03F	0	0	0	0	0	0	0	0	0	0
2016	5915	4.BL.39-16 - Blythe Park Improvements	LMA	03F	0	0	0	0	0	0	0	0	0	0
2015	5818	4.DHS.20-15 - Activity Delivery Cost- Park Improvement Project	LMA	03F	0	0	0	0	0	0	0	0	0	0
2015	5749	4.DHS.20-15 - Park Improvement Project	LMA	03F	0	0	0	0	0	0	0	0	0	0
2016	5918	4.DHS.23-16 - Park Improvement Project	LMA	03F	0	0	0	0	0	0	0	0	0	0
2015	5819	5.76-15 - Activity Delivery Cost- Noble Creek Park Improvement Project	LMC	03F	0	0	0	0	0	0	0	0	0	0
2015	5740	5.76-15 - Noble Creek Park Improvement Project	LMC	03F	0	92	0	0	0	0	0	122	0	0
2016	5912	5.BEA.29-16 - Stewart Park Improvements	LMA	03F	0	0	0	0	0	0	0	0	0	0
2015	5825	5.BN.32-15 - Activity Delivery Cost- Lions Park ADA Improvements	LMA	03F	0	0	0	0	0	0	0	0	0	0
2015	5778	5.BN.32-15 - Lions Park ADA Improvements	LMA	03F	0	0	0	0	0	0	0	0	0	0
2016	5878	2.73-16 - Jurupa Valley Boxing Club Improvements	LMC	03G	0	0	0	0	0	0	0	0	0	0
2016	5886	3.125-16 - Water Pipeline Replacement	LMA	03J	0	0	0	0	0	0	0	0	0	0
2015	5809	9.137-15 - Ripley Waterwaste System Improvements	LMA	03J	0	0	0	0	0	0	0	0	0	0
2015	5811	9.139-15 - Desert Center Wastewater System Improvements	LMA	03J	0	0	0	0	0	0	0	0	0	0
2015	5815	3.SJ.04-15 - Activity Delivery Cost- Downtown San Jacinto Street Improvements	LMA	03K	0	0	0	0	0	0	0	0	0	0
2015	5766	3.SJ.04-15 - Downtown San Jacinto Street Improvements	LMA	03K	0	0	0	0	0	0	0	0	0	0
2015	5744	5.BEA.27-15 - Street and Sidewalk Project	LMA	03K	0	0	0	0	0	0	0	0	0	0
2015	5822	5.BEA.27-15 -Activity Delivery Cost- Street and Sidewalk Project	LMA	03K	0	0	0	0	0	0	0	0	0	0

IDIS Activity														
Year	Activity #	Activity Name	NatObj	MTX	Black Renter	Black Persons	BlackH Owner	BlackH Renter	BlackH Persons	Asian Owner	Asian Renter	Asian Persons	AsianH Persons	AiAn Renter
2016	5945	9.151-16 - Hunter Street Road Improvements	LMA	03K	0	0	0	0	0	0	0	0	0	0
2014	5588	1.LE.36-14 - City of Lake Elsinore Sidewalk Improvements	LMA	03L	0	0	0	0	0	0	0	0	0	0
2015	5754	1.LE.44-15 - Lake Elsinore Sidewalk Improvements	LMA	03L	0	0	0	0	0	0	0	0	0	0
2015	5769	1.WD.12-15 - Wildomar/Sedco Sidewalk Project	LMA	03L	0	0	0	0	0	0	0	0	0	0
2012	5354	2.EV.02-12 - Sidewalk Improvement Project	LMC	03L	0	14	0	0	0	0	0	39	0	0
2014	5601	2.EV.06-14 - Eastvale Pedestrian Accessibility Improvements - Phase III	LMC	03L	0	0	0	0	0	0	0	0	0	0
2015	5750	2.EV.09-15 - Eastvale Pedestrian Accessibility Improvements	LMC	03L	0	0	0	0	0	0	0	0	0	0
2016	5919	2.EV.12-16 - Eastvale Pedestrian Accessibility-Phase II	LMC	03L	0	0	0	0	0	0	0	0	0	0
2015	5753	2.JV.01-15 - Citywide ADA Curb and Sidewalk Upgrades	LMC	03L	0	768	0	0	0	0	0	350	0	0
2016	5922	2.JV.03-16 - Citywide ADA Curb and Sidewalk Upgrades, Phase II	LMC	03L	0	0	0	0	0	0	0	0	0	0
2015	5762	3.MR.37-15 - Pedestrian Safety Enhancement Project	LMC	03L	0	0	0	0	0	0	0	0	0	0
2016	5930	3.MR.39-16 - Pedestrian Safety Enhancement Project 2016-2017	LMC	03L	0	0	0	0	0	0	0	0	0	0
2016	5913	5.BEA.30-16 - Sidewalk Improvement Project	LMA	03L	0	0	0	0	0	0	0	0	0	0
2014	5643	5.BEA-24-14 - Sidewalk Improvement Project	LMA	03L	0	0	0	0	0	0	0	0	0	0
2016	5877	2.72-16 - Corona/Norco YMCA Childcare Facility Improvements	LMC	03M	0	0	0	0	0	0	0	0	0	0
2015	5823	4.188-15 - Activity Delivery Cost- Desert AIDS Generator Project, Phase I	LMC	03S	0	0	0	0	0	0	0	0	0	0
2015	5735	4.188-15 - Desert AIDS Generator Project, Phase I	LMC	03S	0	296	0	0	12	0	0	71	1	0
2016	5900	4.204-16 - Desert AIDS Generator Project, Phase II	LMC	03S	0	153	0	0	10	0	0	38	0	0
2016	5869	1.79-16 - Whiteside Manors Transitional Housing for Dually Diagnosed	LMC	03T	0	5	0	0	0	0	0	0	0	0
2016	5888	3.127-16 - VRS Bus Ticket Home Program	LMC	03T	0	10	0	0	0	0	0	0	0	0
2016	5893	4.197-16 - Las Mananitas I and II Migrant Farmworker Housing	LMC	03T	0	0	0	0	0	0	0	0	0	0
2016	5901	4.205-16 - Roys Desert Resource Center	LMC	03T	0	69	0	0	1	0	0	4	0	0
2016	5902	4.206-16 - Transitional Housing Program	LMC	03T	0	1	0	0	1	0	0	0	0	0

IDIS Activity														
Year	#	Activity Name	NatObj	MTX	Black Renter	Black Persons	BlackH Owner	BlackH Renter	BlackH Persons	Asian Owner	Asian Renter	Asian Persons	AsianH Persons	AiAn Renter
2016	5908	5.83-16 - Veterans Initiative and CHAMPS Program	LMC	03T	0	0	0	0	0	0	0	0	0	0
2016	5854	0.153-16 - Operation School Bell	LMC	05	0	18	0	0	2	0	0	12	0	0
2016	5856	0.155-16 - H.O.P.E. Program	LMC	05	0	37	0	0	5	0	0	2	0	0
2016	5863	0.162-16 - Community Food Pantry of Murrieta	LMC	05	0	69	0	0	7	0	0	153	7	0
2016	5865	0.164-16 - Digital Learning for Disadvantaged Youth	LMC	05	0	26	0	0	2	0	0	2	0	0
2016	5870	1.80-16 - Mead Valley Community Center	LMA	05	0	0	0	0	0	0	0	0	0	0
2016	5871	1.81-16 - Good Hope Community Center	LMA	05	0	0	0	0	0	0	0	0	0	0
2016	5875	2.70-16 - Highgrove Community Services Program	LMA	05	0	0	0	0	0	0	0	0	0	0
2016	5880	3.119-16 - Idyllwild HELP Center	LMC	05	0	2	0	0	2	0	0	0	0	0
2016	5881	3.120-16 - Operation School Bell	LMC	05	0	13	0	0	5	0	0	0	0	0
2016	5884	3.123-16 - Camp Elk Scholarship Program	LMC	05	0	5	0	0	0	0	0	1	0	0
2016	5890	4.194-16 - Mecca Comfort Station	LMC	05	0	0	0	0	0	0	0	0	0	0
2016	5894	4.198-16 - Paseo de los Heroes II After School Program	LMC	05	0	0	0	0	0	0	0	0	0	0
2016	5895	4.199-16 - Indio Hills After-School Program	LMC	05	0	0	0	0	0	0	0	0	0	0
2016	5896	4.200-16 - North Shore After School Program	LMC	05	0	0	0	0	0	0	0	0	0	0
2016	5897	4.201-16 - Community Recreation Services and Community Engagement	LMA	05	0	0	0	0	0	0	0	0	0	0
2016	5924	4.LQ.27-16 - Boys and Girls Club- Coachella Valley	LMC	05	0	8	0	0	5	0	0	0	0	0
2016	5909	5.84-16 - Cabazon Community Services Program	LMA	05	0	0	0	0	0	0	0	0	0	0
2016	5866	0.165-16 - Care-A-Van Transit	LMC	05A	0	78	0	0	0	0	0	0	0	0
2016	5872	1.82-16 - Wildomar Senior Center Transportation Program	LMC	05A	0	10	0	0	0	0	0	2	0	0
2016	5876	2.71-16 - Eddie Dee Smith Senior Center	LMC	05A	0	68	0	0	18	0	0	10	3	0
2016	5932	2.NR.41-16 - Senior Recreation and Community Services	LMC	05A	0	292	0	0	0	0	0	0	0	0
2016	5883	3.122-16 - FSA San Jacinto Senior Service Program	LMC	05A	0	45	0	0	4	0	0	17	2	0

IDIS Activity														
Year	#	Activity Name	NatObj	MTX	Black Renter	Black Persons	BlackH Owner	BlackH Renter	BlackH Persons	Asian Owner	Asian Renter	Asian Persons	AsianH Persons	AiAn Renter
2016	5914	5.BEA.31-16 - The Arc of Riverside County	LMC	05B	0	0	0	0	0	0	0	0	0	0
2016	5850	9.146-16 - Include Me	LMC	05B	0	0	0	0	0	0	0	0	0	0
2016	5920	2.EV.13-16 - Youth Recreation Scholarship Program	LMC	05D	0	0	0	0	0	0	0	0	0	0
2016	5887	3.126-16 - Youth Scholarship Program	LMC	05D	0	28	0	0	2	0	0	14	1	0
2016	5906	5.81-16 - Teen Leader Program	LMC	05D	0	6	0	0	5	0	0	0	0	0
2016	5855	0.154-16 - Domestic Violence Services	LMC	05G	0	107	0	0	5	0	0	25	3	0
2016	5898	4.202-16 - Warriors to Work Program	LMC	05H	0	2	0	0	0	0	0	1	0	0
2016	5858	0.157-16 - Boys and Girls Club-Camp Kids Program	LMC	05L	0	9	0	0	2	0	0	1	0	0
2016	5927	1.LE.53-16 - Boys and Girls Clubs of Southwest County	LMC	05L	0	3	0	0	0	0	0	1	0	0
2016	5867	0.166-16 - Womens Health Assistance Program	LMC	05M	0	5	0	0	0	0	0	3	0	0
2016	5928	1.LE.54-16 - Vista Community Clinic	LMC	05M	0	0	0	0	0	0	0	0	0	0
2016	5859	0.158-16 - Project Independence	LMC	05N	0	1	0	0	0	0	0	0	0	0
2016	5860	0.159-16 - Court Appointed Special Advocates (CASA) Program	LMC	05N	0	24	0	0	8	0	0	1	0	0
2016	5868	0.167-16 - Kin Care	LMC	05N	0	25	0	0	1	0	0	3	0	0
2016	5892	4.196-16 - Mental Health Counseling	LMC	05O	0	0	0	0	0	0	0	0	0	0
2016	5848	9.144-16 - Community Enhancement Program	LMA	05V	0	0	0	0	0	0	0	0	0	0
2016	5857	0.156-16 - Blythe Harmony Kitchen	LMC	05W	0	62	0	0	4	0	0	4	2	0
2016	5882	3.121-16 - Emergency Community Food Pantry	LMC	05W	0	967	0	0	80	0	0	42	12	0
2016	5889	4.193-16 - St. Elizabeth Food Pantry	LMC	05W	0	35	0	0	6	0	0	11	3	0
2016	5891	4.195-16 - Food Assistance Program	LMC	05W	0	147	0	0	33	0	0	31	24	0
2016	5907	5.82-16 - Menifee Valley Community Cupboard	LMC	05W	0	76	0	0	9	0	0	22	1	0
2004	3393	4.259X TORRES-MARTINEZ MOBILE HOME PARK	LMH	12	0	0	0	0	0	0	0	0	0	0

IDIS Activity														
Year	#	Activity Name	NatObj	MTX	Black Renter	Black Persons	BlackH Owner	BlackH Renter	BlackH Persons	Asian Owner	Asian Renter	Asian Persons	AsianH Persons	AiAn Renter
2015	5690	0.143-15 - Home Enhancement Grant Program	LMH	14A	0	0	0	0	0	0	0	0	0	0
2015	5957	0.143-15-1 HEG4.06-15	LMH	14A	0	0	0	0	0	0	0	0	0	0
2015	5963	0.143-15-2 (Completed in 17-18)	LMH	14A	0	0	0	0	0	0	0	0	0	0
2015	5832	0.145-15 - Activity Delivery Cost- Critical Home Maintenance & Repair Program	LMH	14A	0	0	0	0	0	0	0	0	0	0
2015	5693	0.145-15 - Critical Home Maintenance & Repair Program	LMH	14A	0	0	0	0	0	0	0	0	0	0
2016	5862	0.161-16 - Home Enhancement Program- Pre 1978	LMH	14A	0	0	0	0	0	0	0	0	0	0
2016	5864	0.163-16 - Critical Home Maintenance and Repair Program	LMH	14A	0	0	0	0	0	0	0	0	0	0
2014	5587	1.CL.02-14 - Home Repair Program	LMH	14A	0	0	0	0	0	0	0	0	0	0
2015	5746	1.CL.04-15- Canyon Lake Home Repair Program	LMH	14A	0	0	0	0	0	0	0	0	0	0
2016	5916	1.CL.06-16- Canyon Lake Home Repair Program	LMH	14A	0	0	0	0	0	0	0	0	0	0
2014	5564	9.125-14 - Home Enhancement Rehab Program	LMH	14A	0	0	0	0	0	0	0	0	0	0
2014	5953	9.125-14-1 HEPBM3-03	LMH	14A	0	0	0	0	0	0	0	0	0	0
2014	5954	9.125-14-2 HEPBM2-01	LMH	14A	0	0	0	0	0	0	0	0	0	0
2014	5955	9.125-14-3 HEPBM3-2	LMH	14A	0	0	0	0	0	0	0	0	0	0
2014	5956	9.125-14-4 HEG5.04-14	LMH	14A	0	0	0	0	0	0	0	0	0	0
2014	5964	9.125-14-5 Home Rehab	LMH	14A	0	0	0	0	0	0	0	0	0	0
2015	5824	4.IW.10-15 - Activity Delivery Cost- ADA Improvement Project	LMH	14D	0	0	0	0	0	0	0	0	0	0
2015	5752	4.IW.10-15 - ADA Improvement Project	LMH	14D	2	0	0	0	0	0	1	0	0	0
2016	5921	4.IW.11-16 - Resident Mobility Project	LMH	14D	13	0	0	1	0	0	11	0	0	1
2015	5699	0.151-15 - Riverside County Affordable Solar Housing Program	LMH	14F	0	0	0	0	0	0	0	0	0	0
2016	5861	0.160-16 - Community Impact Plans	LMA	15	0	0	0	0	0	0	0	0	0	0
2016	5926	1.LE.52-16 - Code Enforcement	LMA	15	0	0	0	0	0	0	0	0	0	0
2016	5933	1.WD.14-16 - Code Enforcement Enhancement Program	LMA	15	0	0	0	0	0	0	0	0	0	0

40of56

06/30/207

Grantee: RIVERSIDE COUNTY

Rpt Program Year: 2016

Year	IDIS Activity #	Activity Name	NatObj	MTX	AiAn Persons	AiAnH Persons	NHPI Renter	NHPI Persons	NHPIH Persons	AiAnW Owner	AiAnW Renter	AiAnW Persons	AiAnWH Persons
2015	5703	1.76-15 - 1st District Public Facility Fund	LMC	03	0	0	0	0	0	0	0	0	0
2016	5874	1.84-16 - 1st District Public Facility Fund	LMC	03	0	0	0	0	0	0	0	0	0
2016	5879	2.74-16 - 2nd District Public Facility Fund	LMC	03	0	0	0	0	0	0	0	0	0
2016	5935	3.128-16 - Community Multi-Service/Food Pantry of Murrieta	LMC	03	0	0	0	0	0	0	0	0	0
2013	5472	3.99-13 - Mid-County Regional Service Center	LMC	03	6	4	0	0	0	0	0	3	0
2014	5625	4.164-14 - S.C.R.A.P. Gallery Mural Program	LMA	03	0	0	0	0	0	0	0	0	0
2014	5812	4.168-14 - Activity Delivery Cost- Colorado River Community Center	LMA	03	0	0	0	0	0	0	0	0	0
2014	5670	4.168-14 - Colorado River Community Center	LMA	03	0	0	0	0	0	0	0	0	0
2016	5905	4.209-16 - 4th District Public Facility Fund	LMC	03	0	0	0	0	0	0	0	0	0
2000	1931	4.259 TORRES-MARTINEZ MOBILE HOME PARK	LMA	03	0	0	0	0	0	0	0	0	0
2016	5923	4.LQ.26-16 - City of La Quinta ADA Improvements	LMC	03	0	0	0	0	0	0	0	0	0
2015	5821	5.80-15 - Activity Delivery Cost- March Field Air Museum ADA Project	LMC	03	0	0	0	0	0	0	0	0	0
2015	5785	5.80-15 - March Field Air Museum ADA Project	LMC	03	3491	0	0	471	0	0	0	0	0
2016	5910	5.85-16 - 5th District Public Facility Fund	LMC	03	0	0	0	0	0	0	0	0	0
2016	5946	5.87-16 - Perris Valley Cemetery ADA Compliance Improvements	LMC	03	0	0	0	0	0	0	0	0	0
2016	5911	5.BN.34-16 - Banning Community/Senior Center Rehabilitation Project	LMA	03	0	0	0	0	0	0	0	0	0
2014	5563	9.122-14 - Riverside County Cultural Center- Golden years Pavilion Improvements	LMC	03	0	0	0	0	0	0	0	0	0
2015	5776	9.133-15 - Countywide Road Improvement Projects	LMC	03	0	0	0	0	0	0	0	0	0
2015	5777	9.134-15 - Countywide Public Facility Fund	LMC	03	0	0	0	0	0	0	0	0	0
2016	5847	9.143-16 - Fair Housing Public Facility Fund	LMC	03	3	0	0	10	0	0	0	49	0
2016	5851	9.147-16 - EDM ADA Assessment	LMC	03	0	0	0	0	0	0	0	0	0

IDIS Activity		Activity Name	NatObj	MTX	AiAn Persons	AiAnH Persons	NHPI Renter	NHPI Persons	NHPIH Persons	AiAnW Owner	AiAnW Renter	AiAnW Persons	AiAnWH Persons
Year	#												
2016	5852	9.148-16 - Countywide Improvement Projects	LMC	03	0	0	0	0	0	0	0	0	0
2016	5853	9.149-16 -Countywide Public Facility Fund	LMC	03	0	0	0	0	0	0	0	0	0
2015	5755	1.LE.45-15 - Lake Elsinore Senior Center	LMC	03A	0	0	0	0	0	0	0	0	0
2013	5464	2.57-13 - Eddie Dee Smith Senior Center Improvement Project	LMC	03A	0	0	0	0	0	0	0	0	0
2011	5197	3.MR.23-11 - Murrieta Senior Center Expansion Project	LMC	03A	0	0	0	0	0	0	0	0	0
2012	5817	3.MR.28-12 - Activity Delivery Cost- Murrieta Senior Center Expansion Project	LMC	03A	0	0	0	0	0	0	0	0	0
2012	5365	3.MR.28-12 - Murrieta Senior Center Expansion	LMC	03A	0	0	0	0	0	0	0	0	0
2013	5512	3.MR.32-13 - Senior Center Recreation Facility Improvement Project	LMC	03A	0	0	0	0	0	0	0	0	0
2016	5949	3.130-16 - T.H.E. Center Facility Improvements	LMC	03B	0	0	0	0	0	0	0	0	0
2015	5827	4.186-15 - Activity Delivery Cost- Desert Arc ADA Improvements	LMC	03B	0	0	0	0	0	0	0	0	0
2015	5733	4.186-15 - Desert Arc ADA Improvements	LMC	03B	2	0	0	0	0	0	0	0	0
2016	5899	4.203-16 - Desert Arc Facility Improvement Project	LMC	03B	0	0	0	2	0	0	0	0	0
2016	5903	4.207-16 - MVK Energy Improvement Project	LMC	03C	24	19	0	1	0	0	0	0	0
2016	5873	1.83-16 - Mead Valley Community Center Public Facility	LMA	03E	0	0	0	0	0	0	0	0	0
2016	5936	1.85-16 - Mead Valley Library Improvement	LMA	03E	0	0	0	0	0	0	0	0	0
2016	5925	1.LE.51-16 - Rehabilitation of Sheriff Station to Community Center	LMA	03E	0	0	0	0	0	0	0	0	0
2014	5671	2.NR.35-14 - Norco Community Center ADA Upgrades	LMC	03E	0	0	0	0	0	0	0	0	0
2016	5885	3.124-16 - Anza Community Hall Improvement Project	LMA	03E	0	0	0	0	0	0	0	0	0
2016	5938	3.129-16 - San Jacinto Mountain Community Center Project	SBA	03E	0	0	0	0	0	0	0	0	0
2014	5613	3.MR.34-14 - Murrieta Community Center ADA Restroom Project	LMC	03E	0	0	0	0	0	0	0	0	0
2015	5813	1.77-15 - Activity Delivery Cost- Good Hope Park Improvements	LMA	03F	0	0	0	0	0	0	0	0	0
2015	5795	1.77-15 - Good Hope Park Improvements	LMA	03F	0	0	0	0	0	0	0	0	0
2016	5940	1.WD.15-16 - City of Wildomar Gateway Park Project	LMA	03F	0	0	0	0	0	0	0	0	0

IDIS Activity		Activity Name	NatObj	MTX	AiAn Persons	AiAnH Persons	NHPI Renter	NHPI Persons	NHPIH Persons	AiAnW Owner	AiAnW Renter	AiAnW Persons	AiAnWH Persons
Year	#												
		2.NR.38-15 - Ingalls Park ADA Restroom Project Phase II	LMC	03F	0	0	0	0	0	0	0	0	0
2015	5765												
		2.NR.40-16 - Ingalls Park ADA Restroom Project Phase II	LMC	03F	0	0	0	0	0	0	0	0	0
2016	5931												
		3.115-15 - Activity Delivery Cost- San Jacinto Parks Improvements Project	LMA	03F	0	0	0	0	0	0	0	0	0
2015	5814												
		3.115-15 - San Jacinto Parks Improvements Project	LMA	03F	0	0	0	0	0	0	0	0	0
2015	5796												
		4.191-15 - North Shore Community Park	LMA	03F	0	0	0	0	0	0	0	0	0
2015	5794												
		4.BL.37-15 - Park Improvement Project	LMA	03F	0	0	0	0	0	0	0	0	0
2015	5745												
		4.BL.39-16 - Blythe Park Improvements	LMA	03F	0	0	0	0	0	0	0	0	0
2016	5915												
		4.DHS.20-15 - Activity Delivery Cost- Park Improvement Project	LMA	03F	0	0	0	0	0	0	0	0	0
2015	5818												
		4.DHS.20-15 - Park Improvement Project	LMA	03F	0	0	0	0	0	0	0	0	0
2015	5749												
		4.DHS.23-16 - Park Improvement Project	LMA	03F	0	0	0	0	0	0	0	0	0
2016	5918												
		5.76-15 - Activity Delivery Cost- Noble Creek Park Improvement Project	LMC	03F	0	0	0	0	0	0	0	0	0
2015	5819												
		5.76-15 - Noble Creek Park Improvement Project	LMC	03F	26	0	0	0	0	0	0	0	0
2015	5740												
		5.BEA.29-16 - Stewart Park Improvements	LMA	03F	0	0	0	0	0	0	0	0	0
2016	5912												
		5.BN.32-15 - Activity Delivery Cost- Lions Park ADA Improvements	LMA	03F	0	0	0	0	0	0	0	0	0
2015	5825												
		5.BN.32-15 - Lions Park ADA Improvements	LMA	03F	0	0	0	0	0	0	0	0	0
2015	5778												
		2.73-16 - Jurupa Valley Boxing Club Improvements	LMC	03G	0	0	0	0	0	0	0	0	0
2016	5878												
		3.125-16 - Water Pipeline Replacement	LMA	03J	0	0	0	0	0	0	0	0	0
2016	5886												
		9.137-15 - Ripley Waterwaste System Improvements	LMA	03J	0	0	0	0	0	0	0	0	0
2015	5809												
		9.139-15 - Desert Center Wastewater System Improvements	LMA	03J	0	0	0	0	0	0	0	0	0
2015	5811												
		3.SJ.04-15 - Activity Delivery Cost- Downtown San Jacinto Street Improvements	LMA	03K	0	0	0	0	0	0	0	0	0
2015	5815												
		3.SJ.04-15 - Downtown San Jacinto Street Improvements	LMA	03K	0	0	0	0	0	0	0	0	0
2015	5766												
		5.BEA.27-15 - Street and Sidewalk Project	LMA	03K	0	0	0	0	0	0	0	0	0
2015	5744												
		5.BEA.27-15 -Activity Delivery Cost- Street and Sidewalk Project	LMA	03K	0	0	0	0	0	0	0	0	0
2015	5822												

IDIS Activity													
Year	Activity #	Activity Name	NatObj	MTX	AiAn Persons	AiAnH Persons	NHPI Renter	NHPI Persons	NHPIH Persons	AiAnW Owner	AiAnW Renter	AiAnW Persons	AiAnWH Persons
2016	5945	9.151-16 - Hunter Street Road Improvements	LMA	03K	0	0	0	0	0	0	0	0	0
2014	5588	1.LE.36-14 - City of Lake Elsinore Sidewalk Improvements	LMA	03L	0	0	0	0	0	0	0	0	0
2015	5754	1.LE.44-15 - Lake Elsinore Sidewalk Improvements	LMA	03L	0	0	0	0	0	0	0	0	0
2015	5769	1.WD.12-15 - Wildomar/Sedco Sidewalk Project	LMA	03L	0	0	0	0	0	0	0	0	0
2012	5354	2.EV.02-12 - Sidewalk Improvement Project	LMC	03L	0	0	0	0	0	0	0	0	0
2014	5601	2.EV.06-14 - Eastvale Pedestrian Accessibility Improvements - Phase III	LMC	03L	0	0	0	0	0	0	0	0	0
2015	5750	2.EV.09-15 - Eastvale Pedestrian Accessibility Improvements	LMC	03L	0	0	0	0	0	0	0	0	0
2016	5919	2.EV.12-16 - Eastvale Pedestrian Accessibility-Phase II	LMC	03L	0	0	0	0	0	0	0	0	0
2015	5753	2.JV.01-15 - Citywide ADA Curb and Sidewalk Upgrades	LMC	03L	300	0	0	27	0	0	0	0	0
2016	5922	2.JV.03-16 - Citywide ADA Curb and Sidewalk Upgrades, Phase II	LMC	03L	0	0	0	0	0	0	0	0	0
2015	5762	3.MR.37-15 - Pedestrian Safety Enhancement Project	LMC	03L	0	0	0	0	0	0	0	0	0
2016	5930	3.MR.39-16 - Pedestrian Safety Enhancement Project 2016-2017	LMC	03L	0	0	0	0	0	0	0	0	0
2016	5913	5.BEA.30-16 - Sidewalk Improvement Project	LMA	03L	0	0	0	0	0	0	0	0	0
2014	5643	5.BEA-24-14 - Sidewalk Improvement Project	LMA	03L	0	0	0	0	0	0	0	0	0
2016	5877	2.72-16 - Corona/Norco YMCA Childcare Facility Improvements	LMC	03M	0	0	0	0	0	0	0	0	0
2015	5823	4.188-15 - Activity Delivery Cost- Desert AIDS Generator Project, Phase I	LMC	03S	0	0	0	0	0	0	0	0	0
2015	5735	4.188-15 - Desert AIDS Generator Project, Phase I	LMC	03S	61	24	0	10	3	0	0	0	0
2016	5900	4.204-16 - Desert AIDS Generator Project, Phase II	LMC	03S	27	11	0	10	2	0	0	0	0
2016	5869	1.79-16 - Whiteside Manors Transitional Housing for Dually Diagnosed	LMC	03T	0	0	0	0	0	0	0	2	0
2016	5888	3.127-16 - VRS Bus Ticket Home Program	LMC	03T	0	0	0	0	0	0	0	0	0
2016	5893	4.197-16 - Las Mananitas I and II Migrant Farmworker Housing	LMC	03T	0	0	0	0	0	0	0	0	0
2016	5901	4.205-16 - Roys Desert Resource Center	LMC	03T	6	1	0	1	0	0	0	3	0
2016	5902	4.206-16 - Transitional Housing Program	LMC	03T	11	10	0	0	0	0	0	0	0

IDIS Activity		Activity Name	NatObj	MTX	AiAn Persons	AiAnH Persons	NHPI Renter	NHPI Persons	NHPIH Persons	AiAnW Owner	AiAnW Renter	AiAnW Persons	AiAnWH Persons
Year	#												
2016	5908	5.83-16 - Veterans Initiative and CHAMPS Program	LMC	03T	0	0	0	0	0	0	0	0	0
2016	5854	0.153-16 - Operation School Bell	LMC	05	30	30	0	2	2	0	0	10	7
2016	5856	0.155-16 - H.O.P.E. Program	LMC	05	5	0	0	2	0	0	0	0	0
2016	5863	0.162-16 - Community Food Pantry of Murrieta	LMC	05	4	0	0	34	22	0	0	2	0
2016	5865	0.164-16 - Digital Learning for Disadvantaged Youth	LMC	05	2	2	0	1	0	0	0	2	1
2016	5870	1.80-16 - Mead Valley Community Center	LMA	05	0	0	0	0	0	0	0	0	0
2016	5871	1.81-16 - Good Hope Community Center	LMA	05	0	0	0	0	0	0	0	0	0
2016	5875	2.70-16 - Highgrove Community Services Program	LMA	05	0	0	0	0	0	0	0	0	0
2016	5880	3.119-16 - Idyllwild HELP Center	LMC	05	0	0	0	6	4	0	0	19	17
2016	5881	3.120-16 - Operation School Bell	LMC	05	5	5	0	0	0	0	0	1	1
2016	5884	3.123-16 - Camp Elk Scholarship Program	LMC	05	5	0	0	0	0	0	0	0	0
2016	5890	4.194-16 - Mecca Comfort Station	LMC	05	0	0	0	0	0	0	0	0	0
2016	5894	4.198-16 - Paseo de los Heroes II After School Program	LMC	05	0	0	0	0	0	0	0	0	0
2016	5895	4.199-16 - Indio Hills After-School Program	LMC	05	0	0	0	0	0	0	0	33	33
2016	5896	4.200-16 - North Shore After School Program	LMC	05	0	0	0	0	0	0	0	0	0
2016	5897	4.201-16 - Community Recreation Services and Community Engagement	LMA	05	0	0	0	0	0	0	0	0	0
2016	5924	4.LQ.27-16 - Boys and Girls Club- Coachella Valley	LMC	05	0	0	0	1	0	0	0	0	0
2016	5909	5.84-16 - Cabazon Community Services Program	LMA	05	0	0	0	0	0	0	0	0	0
2016	5866	0.165-16 - Care-A-Van Transit	LMC	05A	0	0	0	0	0	0	0	0	0
2016	5872	1.82-16 - Wildomar Senior Center Transportation Program	LMC	05A	0	0	0	0	0	0	0	0	0
2016	5876	2.71-16 - Eddie Dee Smith Senior Center	LMC	05A	15	10	0	7	0	0	0	11	2
2016	5932	2.NR.41-16 - Senior Recreation and Community Services	LMC	05A	0	0	0	0	0	0	0	0	0
2016	5883	3.122-16 - FSA San Jacinto Senior Service Program	LMC	05A	8	1	0	2	0	0	0	0	0

IDIS Activity		Activity Name	NatObj	MTX	AiAn Persons	AiAnH Persons	NHPI Renter	NHPI Persons	NHPIH Persons	AiAnW Owner	AiAnW Renter	AiAnW Persons	AiAnWH Persons
Year	#												
2016	5914	5.BEA.31-16 - The Arc of Riverside County	LMC	05B	0	0	0	0	0	0	0	0	0
2016	5850	9.146-16 - Include Me	LMC	05B	0	0	0	0	0	0	0	0	0
2016	5920	2.EV.13-16 - Youth Recreation Scholarship Program	LMC	05D	0	0	0	0	0	0	0	0	0
2016	5887	3.126-16 - Youth Scholarship Program	LMC	05D	2	1	0	2	0	0	0	3	0
2016	5906	5.81-16 - Teen Leader Program	LMC	05D	0	0	0	0	0	0	0	0	0
2016	5855	0.154-16 - Domestic Violence Services	LMC	05G	9	0	0	14	0	0	0	0	0
2016	5898	4.202-16 - Warriors to Work Program	LMC	05H	1	1	0	0	0	0	0	0	0
2016	5858	0.157-16 - Boys and Girls Club-Camp Kids Program	LMC	05L	0	0	0	0	0	0	0	6	3
2016	5927	1.LE.53-16 - Boys and Girls Clubs of Southwest County	LMC	05L	0	0	0	0	0	0	0	3	2
2016	5867	0.166-16 - Womens Health Assistance Program	LMC	05M	0	0	0	0	0	0	0	0	0
2016	5928	1.LE.54-16 - Vista Community Clinic	LMC	05M	0	0	0	0	0	0	0	0	0
2016	5859	0.158-16 - Project Independence	LMC	05N	0	0	0	0	0	0	0	0	0
2016	5860	0.159-16 - Court Appointed Special Advocates (CASA) Program	LMC	05N	1	1	0	0	0	0	0	1	0
2016	5868	0.167-16 - Kin Care	LMC	05N	1	1	0	0	0	0	0	2	1
2016	5892	4.196-16 - Mental Health Counseling	LMC	05O	0	0	0	0	0	0	0	0	0
2016	5848	9.144-16 - Community Enhancement Program	LMA	05V	0	0	0	0	0	0	0	0	0
2016	5857	0.156-16 - Blythe Harmony Kitchen	LMC	05W	9	5	0	1	0	0	0	6	2
2016	5882	3.121-16 - Emergency Community Food Pantry	LMC	05W	50	8	0	43	0	0	0	27	5
2016	5889	4.193-16 - St. Elizabeth Food Pantry	LMC	05W	3	0	0	2	0	0	0	8	3
2016	5891	4.195-16 - Food Assistance Program	LMC	05W	44	28	0	16	8	0	0	28	12
2016	5907	5.82-16 - Menifee Valley Community Cupboard	LMC	05W	24	14	0	7	6	0	0	26	0
2004	3393	4.259X TORRES-MARTINEZ MOBILE HOME PARK	LMH	12	0	0	0	0	0	0	0	0	0

IDIS Activity													
Year	#	Activity Name	NatObj	MTX	AiAn Persons	AiAnH Persons	NHPI Renter	NHPI Persons	NHPIH Persons	AiAnW Owner	AiAnW Renter	AiAnW Persons	AiAnWH Persons
2015	5690	0.143-15 - Home Enhancement Grant Program	LMH	14A	0	0	0	0	0	0	0	0	0
2015	5957	0.143-15-1 HEG4.06-15	LMH	14A	0	0	0	0	0	0	0	0	0
2015	5963	0.143-15-2 (Completed in 17-18)	LMH	14A	0	0	0	0	0	0	0	0	0
2015	5832	0.145-15 - Activity Delivery Cost- Critical Home Maintenance & Repair Program	LMH	14A	0	0	0	0	0	0	0	0	0
2015	5693	0.145-15 - Critical Home Maintenance & Repair Program	LMH	14A	0	0	0	0	0	0	0	0	0
2016	5862	0.161-16 - Home Enhancement Program- Pre 1978	LMH	14A	0	0	0	0	0	0	0	0	0
2016	5864	0.163-16 - Critical Home Maintenance and Repair Program	LMH	14A	0	0	0	0	0	0	0	0	0
2014	5587	1.CL.02-14 - Home Repair Program	LMH	14A	0	0	0	0	0	0	0	0	0
2015	5746	1.CL.04-15- Canyon Lake Home Repair Program	LMH	14A	0	0	0	0	0	0	0	0	0
2016	5916	1.CL.06-16- Canyon Lake Home Repair Program	LMH	14A	0	0	0	0	0	0	0	0	0
2014	5564	9.125-14 - Home Enhancement Rehab Program	LMH	14A	0	0	0	0	0	0	0	0	0
2014	5953	9.125-14-1 HEPBM3-03	LMH	14A	0	0	0	0	0	0	0	0	0
2014	5954	9.125-14-2 HEPBM2-01	LMH	14A	0	0	0	0	0	0	0	0	0
2014	5955	9.125-14-3 HEPBM3-2	LMH	14A	0	0	0	0	0	0	0	0	0
2014	5956	9.125-14-4 HEG5.04-14	LMH	14A	0	0	0	0	0	0	0	0	0
2014	5964	9.125-14-5 Home Rehab	LMH	14A	0	0	0	0	0	0	0	0	0
2015	5824	4.IW.10-15 - Activity Delivery Cost- ADA Improvement Project	LMH	14D	0	0	0	0	0	0	0	0	0
2015	5752	4.IW.10-15 - ADA Improvement Project	LMH	14D	0	0	0	0	0	0	2	0	0
2016	5921	4.IW.11-16 - Resident Mobility Project	LMH	14D	0	0	4	0	0	0	2	0	0
2015	5699	0.151-15 - Riverside County Affordable Solar Housing Program	LMH	14F	0	0	0	0	0	0	0	0	0
2016	5861	0.160-16 - Community Impact Plans	LMA	15	0	0	0	0	0	0	0	0	0
2016	5926	1.LE.52-16 - Code Enforcement	LMA	15	0	0	0	0	0	0	0	0	0
2016	5933	1.WD.14-16 - Code Enforcement Enhancement Program	LMA	15	0	0	0	0	0	0	0	0	0

IDIS Activity													
Year	#	Activity Name	NatObj	MTX	AiAn Persons	AiAnH Persons	NHPI Renter	NHPI Persons	NHPIH Persons	AiAnW Owner	AiAnW Renter	AiAnW Persons	AiAnWH Persons
2015	5831	3.SJ.05-15 -San Jacinto Code Enforcement	LMA	15	0	0	0	0	0	0	0	0	0
2015	5747	4.CO.10-15 - Code Enforcement Program	LMA	15	0	0	0	0	0	0	0	0	0
2016	5917	4.CO.13-16 - Code Enforcement Program	LMA	15	0	0	0	0	0	0	0	0	0
2014	5660	9.129-14 - Economic Development-Financial Assistance	LMJ	18A	0	0	0	0	0	0	0	0	0
2015	5678	9.132-15 - Economic Development Assistance Fund	LMJ	18A	0	0	0	0	0	0	0	0	0
2016	5904	4.208-16 - Riverside County Women Veterans Business Initiative	LMCMC	18C	0	0	0	0	0	0	0	0	0
2014	5659	9.128-14 Economic Development-MicroEnterprise	LMCMC	18C	0	0	0	0	0	0	0	0	0
2014	5951	9.128-14-1 - Clochan Concrete	LMCMC	18C	0	0	0	0	0	0	0	0	0
2016	5849	9.145-16 - Economic Development - MicroEnterprise	LMCMC	18C	0	0	0	0	0	0	0	0	0
2014	5594	1.LE.42-14 - CDBG Administrative Costs-EDA	0	21A	0	0	0	0	0	0	0	0	0
2015	5759	1.LE.49-15 - CDBG Administrative Cost - EDA	0	21A	0	0	0	0	0	0	0	0	0
2016	5929	1.LE.55-16 - CDBG Administrative Cost - EDA	0	21A	0	0	0	0	0	0	0	0	0
2015	5675	9.128-15 - CDBG Program Administration	0	21A	0	0	0	0	0	0	0	0	0
2015	5787	9.135-15 - CDBG Program Administration-20%PI	0	21A	0	0	0	0	0	0	0	0	0
2016	5845	9.141-16 - CDBG Program Administration	0	21A	0	0	0	0	0	0	0	0	0
2016	5944	9.150-16 - CDBG Program Administration-20% PI	0	21A	0	0	0	0	0	0	0	0	0
2016	5846	9.142-16 - Fair Housing Program Administration	0	21D	0	0	0	0	0	0	0	0	0
					4,175	176	4	672	47	0	4	245	89
					Am Ind/Alask Native		Hispanic	Nat Haw/Oth Pacif Islander			Hispanic	Am Ind/Alask Nativ&Wh	

130	55	69	14	95	22
-----	----	----	----	----	----

06/30/207

Grantee: RIVERSIDE COUNTY

Rpt Program Year: 2016

Year	IDIS Activity #	Activity Name	NatObj	MTX	AsianW Persons	AsianWH Persons	BlackW Persons	BlackWH Persons	AiAnBlk Persons	AiAnBlkH Persons	OtherMR Renter	OtherMR Persons	Total	TotalH
2015	5703	1.76-15 - 1st District Public Facility Fund	LMC	03	0	0	0	0	0	0	0	0	0	0
2016	5874	1.84-16 - 1st District Public Facility Fund	LMC	03	0	0	0	0	0	0	0	0	0	0
2016	5879	2.74-16 - 2nd District Public Facility Fund	LMC	03	0	0	0	0	0	0	0	0	0	0
2016	5935	3.128-16 - Community Multi-Service/Food Pantry of Murrieta	LMC	03	0	0	0	0	0	0	0	0	0	0
2013	5472	3.99-13 - Mid-County Regional Service Center	LMC	03	0	0	2	0	0	0	0	0	261	112
2014	5625	4.164-14 - S.C.R.A.P. Gallery Mural Program	LMA	03	0	0	0	0	0	0	0	0	0	0
2014	5812	4.168-14 - Activity Delivery Cost- Colorado River Community Center	LMA	03	0	0	0	0	0	0	0	0	0	0
2014	5670	4.168-14 - Colorado River Community Center	LMA	03	0	0	0	0	0	0	0	0	0	0
2016	5905	4.209-16 - 4th District Public Facility Fund	LMC	03	0	0	0	0	0	0	0	0	0	0
2000	1931	4.259 TORRES-MARTINEZ MOBILE HOME PARK	LMA	03	0	0	0	0	0	0	0	0	0	0
2016	5923	4.LQ.26-16 - City of La Quinta ADA Improvements	LMC	03	0	0	0	0	9	0	0	502	3711	1387
2015	5821	5.80-15 - Activity Delivery Cost- March Field Air Museum ADA Project	LMC	03	0	0	0	0	0	0	0	0	0	0
2015	5785	5.80-15 - March Field Air Museum ADA Project	LMC	03	0	0	0	0	0	0	0	53934	266160	86841
2016	5910	5.85-16 - 5th District Public Facility Fund	LMC	03	0	0	0	0	0	0	0	0	0	0
2016	5946	5.87-16 - Perris Valley Cemetery ADA Compliance Improvements	LMC	03	0	0	0	0	0	0	0	0	0	0
2016	5911	5.BN.34-16 - Banning Community/Senior Center Rehabilitation Project	LMA	03	0	0	0	0	0	0	0	0	0	0
2014	5563	9.122-14 - Riverside County Cultural Center- Golden years Pavilion Improvements	LMC	03	0	0	0	0	0	0	0	0	0	0
2015	5776	9.133-15 - Countywide Road Improvement Projects	LMC	03	0	0	0	0	0	0	0	0	0	0
2015	5777	9.134-15 - Countywide Public Facility Fund	LMC	03	0	0	0	0	0	0	0	0	0	0
2016	5847	9.143-16 - Fair Housing Public Facility Fund	LMC	03	0	0	9	2	0	0	0	218	6107	1695
2016	5851	9.147-16 - EDM ADA Assessment	LMC	03	0	0	0	0	0	0	0	0	0	0

<div> <div>IDIS Activity</div> <div>Year</div> <div>#</div> <div>Activity Name</div> <div>NatObj</div> <div>MTX</div> <div>AsianW Persons</div> <div>AsianWH Persons</div> <div>BlackW Persons</div> <div>BlackWH Persons</div> <div>AiAnBlk Persons</div> <div>AiAnBlkH Persons</div> <div>OtherMR Renter</div> <div>OtherMR Persons</div> <div>Total</div> <div>TotalH</div> </div>														
2016	5852	9.148-16 - Countywide Improvement Projects	LMC	03	0	0	0	0	0	0	0	0	0	0
2016	5853	9.149-16 -Countywide Public Facility Fund	LMC	03	0	0	0	0	0	0	0	0	0	0
2015	5755	1.LE.45-15 - Lake Elsinore Senior Center	LMC	03A	0	0	0	0	0	0	0	0	0	0
2013	5464	2.57-13 - Eddie Dee Smith Senior Center Improvement Project	LMC	03A	0	0	0	0	0	0	0	0	0	0
2011	5197	3.MR.23-11 - Murrieta Senior Center Expansion Project	LMC	03A	0	0	0	0	0	0	0	0	0	0
2012	5817	3.MR.28-12 - Activity Delivery Cost- Murrieta Senior Center Expansion Project	LMC	03A	0	0	0	0	0	0	0	0	0	0
2012	5365	3.MR.28-12 - Murrieta Senior Center Expansion	LMC	03A	0	0	0	0	0	0	0	0	0	0
2013	5512	3.MR.32-13 - Senior Center Recreation Facility Improvement Project	LMC	03A	0	0	0	0	0	0	0	0	0	0
2016	5949	3.130-16 - T.H.E. Center Facility Improvements	LMC	03B	0	0	0	0	0	0	0	0	0	0
2015	5827	4.186-15 - Activity Delivery Cost- Desert Arc ADA Improvements	LMC	03B	0	0	0	0	0	0	0	0	0	0
2015	5733	4.186-15 - Desert Arc ADA Improvements	LMC	03B	0	0	0	0	0	0	0	8	409	219
2016	5899	4.203-16 - Desert Arc Facility Improvement Project	LMC	03B	2	0	4	0	0	0	0	2	470	243
2016	5903	4.207-16 - MVK Energy Improvement Project	LMC	03C	5	0	25	1	4	4	0	9	494	267
2016	5873	1.83-16 - Mead Valley Community Center Public Facility	LMA	03E	0	0	0	0	0	0	0	0	0	0
2016	5936	1.85-16 - Mead Valley Library Improvement	LMA	03E	0	0	0	0	0	0	0	0	0	0
2016	5925	1.LE.51-16 - Rehabilitation of Sheriff Station to Community Center	LMA	03E	0	0	0	0	0	0	0	0	0	0
2014	5671	2.NR.35-14 - Norco Community Center ADA Upgrades	LMC	03E	0	0	0	0	0	0	0	0	0	0
2016	5885	3.124-16 - Anza Community Hall Improvement Project	LMA	03E	0	0	0	0	0	0	0	0	0	0
2016	5938	3.129-16 - San Jacinto Mountain Community Center Project	SBA	03E	0	0	0	0	0	0	0	0	0	0
2014	5613	3.MR.34-14 - Murrieta Community Center ADA Restroom Project	LMC	03E	0	0	0	0	0	0	0	0	0	0
2015	5813	1.77-15 - Activity Delivery Cost- Good Hope Park Improvements	LMA	03F	0	0	0	0	0	0	0	0	0	0
2015	5795	1.77-15 - Good Hope Park Improvements	LMA	03F	0	0	0	0	0	0	0	0	0	0
2016	5940	1.WD.15-16 - City of Wildomar Gateway Park Project	LMA	03F	0	0	0	0	0	0	0	0	0	0

IDIS Activity														
Year	Activity #	Activity Name	NatObj	MTX	AsianW Persons	AsianWH Persons	BlackW Persons	BlackWH Persons	AiAnBlk Persons	AiAnBlkH Persons	OtherMR Renter	OtherMR Persons	Total	TotalH
2015	5765	2.NR.38-15 - Ingalls Park ADA Restroom Project Phase II	LMC	03F	0	0	0	0	0	0	0	0	0	0
2016	5931	2.NR.40-16 - Ingalls Park ADA Restroom Project Phase II	LMC	03F	0	0	0	0	0	0	0	0	0	0
2015	5814	3.115-15 - Activity Delivery Cost- San Jacinto Parks Improvements Project	LMA	03F	0	0	0	0	0	0	0	0	0	0
2015	5796	3.115-15 - San Jacinto Parks Improvements Project	LMA	03F	0	0	0	0	0	0	0	0	0	0
2015	5794	4.191-15 - North Shore Community Park	LMA	03F	0	0	0	0	0	0	0	0	0	0
2015	5745	4.BL.37-15 - Park Improvement Project	LMA	03F	0	0	0	0	0	0	0	0	0	0
2016	5915	4.BL.39-16 - Blythe Park Improvements	LMA	03F	0	0	0	0	0	0	0	0	0	0
2015	5818	4.DHS.20-15 - Activity Delivery Cost- Park Improvement Project	LMA	03F	0	0	0	0	0	0	0	0	0	0
2015	5749	4.DHS.20-15 - Park Improvement Project	LMA	03F	0	0	0	0	0	0	0	0	0	0
2016	5918	4.DHS.23-16 - Park Improvement Project	LMA	03F	0	0	0	0	0	0	0	0	0	0
2015	5819	5.76-15 - Activity Delivery Cost- Noble Creek Park Improvement Project	LMC	03F	0	0	0	0	0	0	0	0	0	0
2015	5740	5.76-15 - Noble Creek Park Improvement Project	LMC	03F	0	0	0	0	0	0	0	309	2583	726
2016	5912	5.BEA.29-16 - Stewart Park Improvements	LMA	03F	0	0	0	0	0	0	0	0	0	0
2015	5825	5.BN.32-15 - Activity Delivery Cost- Lions Park ADA Improvements	LMA	03F	0	0	0	0	0	0	0	0	0	0
2015	5778	5.BN.32-15 - Lions Park ADA Improvements	LMA	03F	0	0	0	0	0	0	0	0	0	0
2016	5878	2.73-16 - Jurupa Valley Boxing Club Improvements	LMC	03G	0	0	0	0	0	0	0	0	0	0
2016	5886	3.125-16 - Water Pipeline Replacement	LMA	03J	0	0	0	0	0	0	0	0	0	0
2015	5809	9.137-15 - Ripley Waterwaste System Improvements	LMA	03J	0	0	0	0	0	0	0	0	0	0
2015	5811	9.139-15 - Desert Center Wastewater System Improvements	LMA	03J	0	0	0	0	0	0	0	0	0	0
2015	5815	3.SJ.04-15 - Activity Delivery Cost- Downtown San Jacinto Street Improvements	LMA	03K	0	0	0	0	0	0	0	0	0	0
2015	5766	3.SJ.04-15 - Downtown San Jacinto Street Improvements	LMA	03K	0	0	0	0	0	0	0	0	0	0
2015	5744	5.BEA.27-15 - Street and Sidewalk Project	LMA	03K	0	0	0	0	0	0	0	0	0	0
2015	5822	5.BEA.27-15 -Activity Delivery Cost- Street and Sidewalk Project	LMA	03K	0	0	0	0	0	0	0	0	0	0

IDIS Activity														
Year	Activity #	Activity Name	NatObj	MTX	AsianW Persons	AsianWH Persons	BlackW Persons	BlackWH Persons	AiAnBlk Persons	AiAnBlkH Persons	OtherMR Renter	OtherMR Persons	Total	TotalH
2016	5945	9.151-16 - Hunter Street Road Improvements	LMA	03K	0	0	0	0	0	0	0	0	0	0
2014	5588	1.LE.36-14 - City of Lake Elsinore Sidewalk Improvements	LMA	03L	0	0	0	0	0	0	0	0	0	0
2015	5754	1.LE.44-15 - Lake Elsinore Sidewalk Improvements	LMA	03L	0	0	0	0	0	0	0	0	0	0
2015	5769	1.WD.12-15 - Wildomar/Sedco Sidewalk Project	LMA	03L	0	0	0	0	0	0	0	0	0	0
2012	5354	2.EV.02-12 - Sidewalk Improvement Project	LMC	03L	0	0	0	0	0	0	0	87	633	306
2014	5601	2.EV.06-14 - Eastvale Pedestrian Accessibility Improvements - Phase III	LMC	03L	0	0	0	0	0	0	0	0	0	0
2015	5750	2.EV.09-15 - Eastvale Pedestrian Accessibility Improvements	LMC	03L	0	0	0	0	0	0	0	0	0	0
2016	5919	2.EV.12-16 - Eastvale Pedestrian Accessibility-Phase II	LMC	03L	0	0	0	0	0	0	0	0	0	0
2015	5753	2.JV.01-15 - Citywide ADA Curb and Sidewalk Upgrades	LMC	03L	0	0	0	0	0	0	0	3866	14501	6235
2016	5922	2.JV.03-16 - Citywide ADA Curb and Sidewalk Upgrades, Phase II	LMC	03L	0	0	0	0	0	0	0	0	0	0
2015	5762	3.MR.37-15 - Pedestrian Safety Enhancement Project	LMC	03L	0	0	0	0	0	0	0	0	0	0
2016	5930	3.MR.39-16 - Pedestrian Safety Enhancement Project 2016-2017	LMC	03L	0	0	0	0	0	0	0	0	0	0
2016	5913	5.BEA.30-16 - Sidewalk Improvement Project	LMA	03L	0	0	0	0	0	0	0	0	0	0
2014	5643	5.BEA.24-14 - Sidewalk Improvement Project	LMA	03L	0	0	0	0	0	0	0	0	0	0
2016	5877	2.72-16 - Corona/Norco YMCA Childcare Facility Improvements	LMC	03M	0	0	0	0	0	0	0	0	0	0
2015	5823	4.188-15 - Activity Delivery Cost- Desert AIDS Generator Project, Phase I	LMC	03S	0	0	0	0	0	0	0	0	0	0
2015	5735	4.188-15 - Desert AIDS Generator Project, Phase I	LMC	03S	0	0	0	0	0	0	0	43	4775	1000
2016	5900	4.204-16 - Desert AIDS Generator Project, Phase II	LMC	03S	0	0	0	0	0	0	0	10	2554	537
2016	5869	1.79-16 - Whiteside Manors Transitional Housing for Dually Diagnosed	LMC	03T	0	0	0	0	0	0	0	1	35	0
2016	5888	3.127-16 - VRS Bus Ticket Home Program	LMC	03T	0	0	0	0	0	0	0	0	19	1
2016	5893	4.197-16 - Las Mananitas I and II Migrant Farmworker Housing	LMC	03T	0	0	0	0	0	0	0	0	134	134
2016	5901	4.205-16 - Roys Desert Resource Center	LMC	03T	1	0	1	0	1	0	0	12	400	71
2016	5902	4.206-16 - Transitional Housing Program	LMC	03T	0	0	7	1	3	3	0	2	61	45

IDIS Activity														
Year	#	Activity Name	NatObj	MTX	AsianW Persons	AsianWH Persons	BlackW Persons	BlackWH Persons	AiAnBlk Persons	AiAnBlkH Persons	OtherMR Renter	OtherMR Persons	Total	TotalH
2016	5908	5.83-16 - Veterans Initiative and CHAMPS Program	LMC	03T	0	0	0	0	0	0	0	0	5	1
2016	5854	0.153-16 - Operation School Bell	LMC	05	0	0	0	0	15	0	0	52	304	131
2016	5856	0.155-16 - H.O.P.E. Program	LMC	05	5	5	0	0	0	0	0	19	636	222
2016	5863	0.162-16 - Community Food Pantry of Murrieta	LMC	05	16	4	12	0	5	4	0	117	1164	459
2016	5865	0.164-16 - Digital Learning for Disadvantaged Youth	LMC	05	0	0	3	2	0	0	0	11	125	44
2016	5870	1.80-16 - Mead Valley Community Center	LMA	05	0	0	0	0	0	0	0	0	0	0
2016	5871	1.81-16 - Good Hope Community Center	LMA	05	0	0	0	0	0	0	0	0	0	0
2016	5875	2.70-16 - Highgrove Community Services Program	LMA	05	0	0	0	0	0	0	0	0	0	0
2016	5880	3.119-16 - Idyllwild HELP Center	LMC	05	5	0	1	0	2	0	0	6	201	29
2016	5881	3.120-16 - Operation School Bell	LMC	05	2	0	2	2	9	9	0	9	101	59
2016	5884	3.123-16 - Camp Elk Scholarship Program	LMC	05	2	0	0	0	0	0	0	1	23	3
2016	5890	4.194-16 - Mecca Comfort Station	LMC	05	0	0	0	0	0	0	0	0	147	147
2016	5894	4.198-16 - Paseo de los Heroes II After School Program	LMC	05	0	0	0	0	0	0	0	0	35	35
2016	5895	4.199-16 - Indio Hills After-School Program	LMC	05	2	2	0	0	0	0	0	0	40	35
2016	5896	4.200-16 - North Shore After School Program	LMC	05	0	0	0	0	0	0	0	0	46	46
2016	5897	4.201-16 - Community Recreation Services and Community Engagement	LMA	05	0	0	0	0	0	0	0	0	0	0
2016	5924	4.LQ.27-16 - Boys and Girls Club- Coachella Valley	LMC	05	0	0	0	0	0	0	0	44	72	12
2016	5909	5.84-16 - Cabazon Community Services Program	LMA	05	0	0	0	0	0	0	0	0	0	0
2016	5866	0.165-16 - Care-A-Van Transit	LMC	05A	0	0	0	0	0	0	0	0	463	104
2016	5872	1.82-16 - Wildomar Senior Center Transportation Program	LMC	05A	1	1	1	0	6	6	0	10	241	15
2016	5876	2.71-16 - Eddie Dee Smith Senior Center	LMC	05A	2	0	5	0	3	3	0	6	399	187
2016	5932	2.NR.41-16 - Senior Recreation and Community Services	LMC	05A	0	0	0	0	0	0	0	0	1139	272
2016	5883	3.122-16 - FSA San Jacinto Senior Service Program	LMC	05A	0	0	0	0	0	0	0	107	512	47

IDIS Activity														
Year	Activity #	Activity Name	NatObj	MTX	AsianW Persons	AsianWH Persons	BlackW Persons	BlackWH Persons	AIAnBlk Persons	AIAnBlkH Persons	OtherMR Renter	OtherMR Persons	Total	TotalH
2016	5914	5.BEA.31-16 - The Arc of Riverside County	LMC	05B	0	0	0	0	0	0	0	0	0	0
2016	5850	9.146-16 - Include Me	LMC	05B	0	0	0	0	0	0	0	0	0	0
2016	5920	2.EV.13-16 - Youth Recreation Scholarship Program	LMC	05D	0	0	0	0	0	0	0	0	0	0
2016	5887	3.126-16 - Youth Scholarship Program	LMC	05D	0	0	14	8	3	0	0	4	125	67
2016	5906	5.81-16 - Teen Leader Program	LMC	05D	0	0	0	0	0	0	0	0	10	9
2016	5855	0.154-16 - Domestic Violence Services	LMC	05G	1	0	11	3	2	0	0	139	1368	596
2016	5898	4.202-16 - Warriors to Work Program	LMC	05H	1	0	0	0	1	0	0	0	17	5
2016	5858	0.157-16 - Boys and Girls Club-Camp Kids Program	LMC	05L	0	0	6	1	0	0	0	0	47	15
2016	5927	1.LE.53-16 - Boys and Girls Clubs of Southwest County	LMC	05L	1	0	4	0	2	0	0	5	35	6
2016	5867	0.166-16 - Womens Health Assistance Program	LMC	05M	1	0	0	0	1	0	0	2	69	22
2016	5928	1.LE.54-16 - Vista Community Clinic	LMC	05M	0	0	0	0	0	0	0	0	97	82
2016	5859	0.158-16 - Project Independence	LMC	05N	0	0	1	0	0	0	0	1	3	0
2016	5860	0.159-16 - Court Appointed Special Advocates (CASA) Program	LMC	05N	0	0	0	0	0	0	0	21	130	60
2016	5868	0.167-16 - Kin Care	LMC	05N	0	0	5	2	1	1	0	3	176	80
2016	5892	4.196-16 - Mental Health Counseling	LMC	05O	0	0	0	0	0	0	0	0	0	0
2016	5848	9.144-16 - Community Enhancement Program	LMA	05V	0	0	0	0	0	0	0	0	0	0
2016	5857	0.156-16 - Blythe Harmony Kitchen	LMC	05W	2	0	14	2	7	3	0	3	376	80
2016	5882	3.121-16 - Emergency Community Food Pantry	LMC	05W	52	19	77	33	13	13	0	204	4689	1557
2016	5889	4.193-16 - St. Elizabeth Food Pantry	LMC	05W	1	0	4	1	7	7	0	4	340	184
2016	5891	4.195-16 - Food Assistance Program	LMC	05W	6	0	42	8	10	8	0	36	2002	1023
2016	5907	5.82-16 - Menifee Valley Community Cupboard	LMC	05W	14	0	49	15	23	20	0	75	1182	478
2004	3393	4.259X TORRES-MARTINEZ MOBILE HOME PARK	LMH	12	0	0	0	0	0	0	0	0	0	0

IDIS Activity														
Year	#	Activity Name	NatObj	MTX	AsianW Persons	AsianWH Persons	BlackW Persons	BlackWH Persons	AIAnBlk Persons	AIAnBlkH Persons	OtherMR Renter	OtherMR Persons	Total	TotalH
2015	5690	0.143-15 - Home Enhancement Grant Program	LMH	14A	0	0	0	0	0	0	0	0	0	0
2015	5957	0.143-15-1 HEG4.06-15	LMH	14A	0	0	0	0	0	0	0	0	1	1
2015	5963	0.143-15-2 (Completed in 17-18)	LMH	14A	0	0	0	0	0	0	0	0	0	0
2015	5832	0.145-15 - Activity Delivery Cost- Critical Home Maintenance & Repair Program	LMH	14A	0	0	0	0	0	0	0	0	0	0
2015	5693	0.145-15 - Critical Home Maintenance & Repair Program	LMH	14A	0	0	0	0	0	0	0	0	4	0
2016	5862	0.161-16 - Home Enhancement Program- Pre 1978	LMH	14A	0	0	0	0	0	0	0	0	0	0
2016	5864	0.163-16 - Critical Home Maintenance and Repair Program	LMH	14A	0	0	0	0	0	0	0	0	1	0
2014	5587	1.CL.02-14 - Home Repair Program	LMH	14A	0	0	0	0	0	0	0	0	5	0
2015	5746	1.CL.04-15- Canyon Lake Home Repair Program	LMH	14A	0	0	0	0	0	0	0	0	0	0
2016	5916	1.CL.06-16- Canyon Lake Home Repair Program	LMH	14A	0	0	0	0	0	0	0	0	0	0
2014	5564	9.125-14 - Home Enhancement Rehab Program	LMH	14A	0	0	0	0	0	0	0	0	0	0
2014	5953	9.125-14-1 HEPBM3-03	LMH	14A	0	0	0	0	0	0	0	0	1	0
2014	5954	9.125-14-2 HEPBM2-01	LMH	14A	0	0	0	0	0	0	0	0	1	1
2014	5955	9.125-14-3 HEPBM3-2	LMH	14A	0	0	0	0	0	0	0	0	1	1
2014	5956	9.125-14-4 HEG5.04-14	LMH	14A	0	0	0	0	0	0	0	0	1	1
2014	5964	9.125-14-5 Home Rehab	LMH	14A	0	0	0	0	0	0	0	0	0	0
2015	5824	4.IW.10-15 - Activity Delivery Cost- ADA Improvement Project	LMH	14D	0	0	0	0	0	0	0	0	0	0
2015	5752	4.IW.10-15 - ADA Improvement Project	LMH	14D	0	0	0	0	0	0	0	0	89	4
2016	5921	4.IW.11-16 - Resident Mobility Project	LMH	14D	0	0	0	0	0	0	25	0	215	30
2015	5699	0.151-15 - Riverside County Affordable Solar Housing Program	LMH	14F	0	0	0	0	0	0	0	0	2	2
2016	5861	0.160-16 - Community Impact Plans	LMA	15	0	0	0	0	0	0	0	0	0	0
2016	5926	1.LE.52-16 - Code Enforcement	LMA	15	0	0	0	0	0	0	0	0	0	0
2016	5933	1.WD.14-16 - Code Enforcement Enhancement Program	LMA	15	0	0	0	0	0	0	0	0	0	0

IDIS Activity															
Year	#	Activity Name	NatObj	MTX	AsianW Persons	AsianWH Persons	BlackW Persons	BlackWH Persons	AIAnBlk Persons	AIAnBlkH Persons	OtherMR Renter	OtherMR Persons		Total	TotalH
2015	5831	3.SJ.05-15 -San Jacinto Code Enforcement	LMA	15	0	0	0	0	0	0	0	0		0	0
2015	5747	4.CO.10-15 - Code Enforcement Program	LMA	15	0	0	0	0	0	0	0	0		0	0
2016	5917	4.CO.13-16 - Code Enforcement Program	LMA	15	0	0	0	0	0	0	0	0		0	0
2014	5660	9.129-14 - Economic Development-Financial Assistance	LMJ	18A	0	0	0	0	0	0	0	0		0	0
2015	5678	9.132-15 - Economic Development Assistance Fund	LMJ	18A	0	0	0	0	0	0	0	0		0	0
2016	5904	4.208-16 - Riverside County Women Veterans Business Initiative	LMCMC	18C	0	0	0	0	0	0	0	1		7	5
2014	5659	9.128-14 Economic Development-MicroEnterprise	LMCMC	18C	0	0	0	0	0	0	0	0		0	0
2014	5951	9.128-14-1 - Clochan Concrete	LMCMC	18C	0	0	0	0	0	0	0	0		0	0
2016	5849	9.145-16 - Economic Development - MicroEnterprise	LMCMC	18C	0	0	0	0	0	0	0	0		0	0
2014	5594	1.LE.42-14 - CDBG Administrative Costs-EDA	0	21A	0	0	0	0	0	0	0	0		0	0
2015	5759	1.LE.49-15 - CDBG Administrative Cost - EDA	0	21A	0	0	0	0	0	0	0	0		0	0
2016	5929	1.LE.55-16 - CDBG Administrative Cost - EDA	0	21A	0	0	0	0	0	0	0	0		0	0
2015	5675	9.128-15 - CDBG Program Administration	0	21A	0	0	0	0	0	0	0	0		0	0
2015	5787	9.135-15 - CDBG Program Administration-20%PI	0	21A	0	0	0	0	0	0	0	0		0	0
2016	5845	9.141-16 - CDBG Program Administration	0	21A	0	0	0	0	0	0	0	0		0	0
2016	5944	9.150-16 - CDBG Program Administration-20% PI	0	21A	0	0	0	0	0	0	0	0		0	0
2016	5846	9.142-16 - Fair Housing Program Administration	0	21D	0	0	0	0	0	0	0	0		0	0

122	31	299	81	127	81	25	59,883	319,954	105,976
Asian & White		Blk/Afr Amer & White		Am Ind/Alask Nat & Blk/Afr		Hispanic	Multi-racial	Grand Total	Total Hispanic

Refer to PR23 Report

321

Total Housing

75	19	186	59	60	51	322	8589	3322
----	----	-----	----	----	----	-----	------	------

PR03 – Supports PR23

Accomp Types 01 & 11	
ALL YEARS	
Total	
Persons	Total
Proposed	Completed
LMA/LMC/ LMH	LMA/LMC/ LMH

2013	5464	2.57-13 - Eddie Dee Smith Senior Center Improvement Project	LMC	0	03A	O	1	3	852,147.96	187,173.75	1,107.36	664,974.21	11	1	1000	0		
2011	5197	3.MR.23-11 - Murrieta Senior Center Expansion Project	LMC	0	03A	O	1	3	461,677.70	455,400.04	25,715.47	6,277.66	11	1	5856	0		
2012	5817	3.MR.28-12 - Activity Delivery Cost- Murrieta Senior Center Expansion Project	LMC	0	03A	X	1	1	0.00	0.00	0.00	0.00	11					
2012	5365	3.MR.28-12 - Murrieta Senior Center Expansion	LMC	0	03A	O	1	1	404,963.32	10,832.63	10,832.63	394,130.69	11	1	12000	0		
2013	5512	3.MR.32-13 - Senior Center Recreation Facility Improvement Project	LMC	0	03A	O	1	1	308,220.00	20,366.87	20,085.03	287,853.13	11	1	12000	0		
2016	5949	3.130-16 - T.H.E. Center Facility Improvements	LMC	0	03B	O	1	1	10,000.00	0.00	0.00	10,000.00	11	1	100	0		
2015	5827	4.186-15 - Activity Delivery Cost- Desert Arc ADA Improvements	LMC	0	03B	C	1	1	308.98	308.98	193.28	0.00	11	0	0	0		
2015	5733	4.186-15 - Desert Arc ADA Improvements	LMC	0	03B	C	1	1	30,000.00	30,000.00	29,520.00	0.00	11	1	500	409	409	409
2016	5899	4.203-16 - Desert Arc Facility Improvement Project	LMC	0	03B	C	1	1	45,158.11	45,158.11	45,158.11	0.00	11	1	470	470	470	470
2016	5903	4.207-16 - MVK Energy Improvement Project	LMC	0	03C	C	1	1	82,336.87	82,336.87	82,336.87	0.00	11	1	320	494	494	494
2016	5873	1.83-16 - Mead Valley Community Center Public Facility	LMA	54.84	03E	X	1	1	0.00	0.00	0.00	0.00	11					
2016	5936	1.85-16 - Mead Valley Library Improvement	LMA	70.07	03E	X	1	1	0.00	0.00	0.00	0.00	11					
2016	5925	1.LE.51-16 - Rehabilitation of Sheriff Station to Community Center	LMA	63.47	03E	O	1	1	485,605.94	21,979.85	21,979.85	463,626.09	11	1	6160	0		
2014	5671	2.NR.35-14 - Norco Community Center ADA Upgrades	LMC	0	03E	O	1	1	171,359.81	3,751.68	3,751.68	167,608.13	11	1	3132	0		
2016	5885	3.124-16 - Anza Community Hall Improvement Project	LMA	59.33	03E	O	1	1	171,246.00	142,602.82	142,602.82	28,643.18	11	1	5225	0		
2016	5938	3.129-16 - San Jacinto Mountain Community Center Project	SBA	0	03E	O	1	3	309,059.70	17,702.78	17,702.78	291,356.92	11	1	2700	0		
2014	5613	3.MR.34-14 - Murrieta Community Center ADA Restroom Project	LMC	0	03E	O	1	1	258,169.00	174,682.29	19,561.50	83,486.71	11	1	4845	0	14,085	- 14,085
2015	5813	1.77-15 - Activity Delivery Cost- Good Hope Park Improvements	LMA	66.16	03F	O	1	3	23,238.72	12,302.39	12,184.45	10,936.33	11	0	0	0		
2015	5795	1.77-15 - Good Hope Park Improvements	LMA	65.03	03F	O	1	3	793,565.80	32,810.20	32,810.20	760,755.60	11	1	26540	0		
2016	5940	1.WD.15-16 - City of Wildomar Gateway Park Project	LMA	74.09	03F	O	1	3	116,448.00	14,435.85	14,435.85	102,012.15	11	1	1235	0		
2015	5765	2.NR.38-15 - Ingalls Park ADA Restroom Project Phase II	LMC	0	03F	O	1	1	74,657.00	4,149.50	4,149.50	70,507.50	11	1	3132	0		
2016	5931	2.NR.40-16 - Ingalls Park ADA Restroom Project Phase II	LMC	0	03F	O	1	1	70,507.18	660.98	660.98	69,846.20	11	1	3132	0		
2015	5814	3.115-15 - Activity Delivery Cost- San Jacinto Parks Improvements Project	LMA	56.92	03F	O	1	3	14,000.00	13,289.58	11,566.55	710.42	11	0	0	0		
2015	5796	3.115-15 - San Jacinto Parks Improvements Project	LMA	56.92	03F	O	1	3	500,000.00	370,058.57	370,058.57	129,941.43	11	1	35345	0		
2015	5794	4.191-15 - North Shore Community Park	LMA	80	03F	O	1	3	291,281.67	289,566.42	182,226.67	1,715.25	11	1	2650	0		
2015	5745	4.BL.37-15 - Park Improvement Project	LMA	55.63	03F	C	1	1	91,270.35	91,270.35	91,270.35	0.00	11	1	15440	15440		
2016	5915	4.BL.39-16 - Blythe Park Improvements	LMA	55.63	03F	C	1	1	36,078.28	36,078.28	36,078.28	0.00	11	1	15440	15440		
2015	5818	4.DHS.20-15 - Activity Delivery Cost- Park Improvement Project	LMA	62.58	03F	O	1	3	5,000.00	1,425.92	1,425.92	3,574.08	11	0	0	0		

- - -

30,856 -

100 879 979

1,070 879

- 494 494

320 494

14,085 - 14,085

22,062 -

2015	5749	4.DHS.20-15 - Park Improvement Project	LMA	62.58	03F	O	1	3	212,648.00	9,665.23	9,665.23	202,982.77	11	1	37495	0							
2016	5918	4.DHS.23-16 - Park Improvement Project	LMA	62.58	03F	O	1	3	208,934.00	145.32	145.32	208,788.68	11	1	37495	0							
2015	5819	5.76-15 - Activity Delivery Cost- Noble Creek Park Improvement Project	LMC	0	03F	C	1	1	7,189.35	7,189.35	6,817.16	0.00	11	0	0	0							
2015	5740	5.76-15 - Noble Creek Park Improvement Project	LMC	0	03F	C	1	1	43,396.00	43,396.00	43,396.00	0.00	11	1	2583	2583	2583	2583					
2016	5912	5.BEA.29-16 - Stewart Park Improvements	LMA	76.1	03F	X	1	1	0.00	0.00	0.00	0.00	11										
2015	5825	5.BN.32-15 - Activity Delivery Cost- Lions Park ADA Improvements	LMA	63.05	03F	C	1	1	357.52	357.52	175.10	0.00	11	0	0	0							
2015	5778	5.BN.32-15 - Lions Park ADA Improvements	LMA	63.05	03F	C	1	1	125,534.37	125,534.37	19,371.30	0.00	11	1	13134	13134					41,862	46,597	88,459
2016	5878	2.73-16 - Jurupa Valley Boxing Club Improvements	LMC	0	03G	O	1	1	90,219.62	2,072.01	2,072.01	88,147.61	11	1	168	0			168	-	168	168	-
2016	5886	3.125-16 - Water Pipeline Replacement	LMA	54.13	03J	O	1	1	169,785.30	69,242.02	69,242.02	100,543.28	01		1090	0			1,090	2,990	4,080	4,080	2,990
2015	5809	9.137-15 - Ripley Waterwaste System Improvements	LMA	86.36	03J	C	1	3	171,585.33	171,585.33	69,827.73	0.00	01		990	990							
2015	5811	9.139-15 - Desert Center Wastewater System Improvements	LMA	62.25	03J	C	1	3	34,510.66	34,510.66	760.66	0.00	01		2000	2000							
2015	5815	3.SJ.04-15 - Activity Delivery Cost- Downtown San Jacinto Street Improvements	LMA	78.09	03K	O	1	3	11,349.13	8,179.47	7,359.27	3,169.66	01		0	0							
2015	5766	3.SJ.04-15 - Downtown San Jacinto Street Improvements	LMA	78.09	03K	O	1	3	419,233.14	375,251.97	375,251.97	43,981.17	01		8465	0							
2015	5744	5.BEA.27-15 - Street and Sidewalk Project	LMA	60.94	03K	O	1	1	149,627.00	24,231.19	24,231.19	125,395.81	01		8525	0							
2015	5822	5.BEA.27-15 -Activity Delivery Cost- Street and Sidewalk Project	LMA	60.94	03K	O	1	1	23,000.00	17,631.03	17,219.54	5,368.97	01		0	0							
2016	5945	9.151-16 - Hunter Street Road Improvements	LMA	75.51	03K	C	1	3	176,581.41	176,581.41	176,581.41	0.00	01		3185	3185			-	3,185	3,185	20,175	3,185
2014	5588	1.LE.36-14 - City of Lake Elsinore Sidewalk Improvements	LMA	65	03L	C	1	1	178,032.84	178,032.84	175,008.06	0.00	01		10480	10480							
2015	5754	1.LE.44-15 - Lake Elsinore Sidewalk Improvements	LMA	64.98	03L	C	1	1	51,836.50	51,836.50	51,836.50	0.00	01		10480	10480							
2015	5769	1.WD.12-15 - Wildomar/Sedco Sidewalk Project	LMA	74.09	03L	O	1	3	246,400.75	8,496.51	8,496.51	237,904.24	01		1235	0							
2012	5354	2.EV.02-12 - Sidewalk Improvement Project	LMC	0	03L	C	1	1	164,407.68	164,407.68	141,584.19	0.00	01		633	633	633	633					
2014	5601	2.EV.06-14 - Eastvale Pedestrian Accessibility Improvements - Phase III	LMC	0	03L	O	1	1	252,887.67	99,474.31	78,998.72	153,413.36	01		633	0							
2015	5750	2.EV.09-15 - Eastvale Pedestrian Accessibility Improvements	LMC	0	03L	O	1	1	133,152.00	82,917.71	82,917.71	50,234.29	01		633	0							
2016	5919	2.EV.12-16 - Eastvale Pedestrian Accessibility- Phase II	LMC	0	03L	O	1	1	135,971.89	383.25	383.25	135,588.64	01		633	0							
2015	5753	2.JV.01-15 - Citywide ADA Curb and Sidewalk Upgrades	LMC	0	03L	C	1	1	120,393.06	120,393.06	120,393.06	0.00	01		14501	14501	14501	14501					
2016	5922	2.JV.03-16 - Citywide ADA Curb and Sidewalk Upgrades, Phase II	LMC	0	03L	O	1	1	115,782.00	1,952.59	1,952.59	113,829.41	01		14501	0							
2015	5762	3.MR.37-15 - Pedestrian Safety Enhancement Project	LMC	0	03L	O	1	1	239,909.00	689.81	689.81	239,219.19	01		5856	0							
2016	5930	3.MR.39-16 - Pedestrian Safety Enhancement Project 2016-2017	LMC	0	03L	O	1	1	234,483.00	971.70	971.70	233,511.30	01		5856	0							
2016	5913	5.BEA.30-16 - Sidewalk Improvement Project	LMA	60.94	03L	O	1	1	153,549.98	7,638.90	7,638.90	145,911.08	01		8525	0							

2014	5643	5.BEA-24-14 - Sidewalk Improvement Project	LMA	60.9	03L	C	1	1	327,838.41	327,838.41	323,943.95	0.00	01		8525	8525			29,515	44,619	74,134	82,491	44,619
2016	5877	2.72-16 - Corona/Norco YMCA Childcare Facility Improvements	LMC	0	03M	O	1	1	61,050.00	2,311.40	2,311.40	58,738.60	11		200	0			200	-	200	200	-
2015	5823	4.188-15 - Activity Delivery Cost- Desert AIDS Generator Project, Phase I	LMC	0	03S	C	1	1	3,714.98	3,714.98	3,065.59	0.00	11	0	0	0							
2015	5735	4.188-15 - Desert AIDS Generator Project, Phase I	LMC	0	03S	C	1	1	34,304.66	34,304.66	34,304.66	0.00	11	1	4775	4775	4775	4775					
2016	5900	4.204-16 - Desert AIDS Generator Project, Phase II	LMC	0	03S	C	1	1	90,205.91	90,205.91	90,205.91	0.00	11	1	2554	2554	2554	2554	-	7,329	7,329	7,329	7,329
2016	5869	1.79-16 - Whiteside Manors Transitional Housing for Dually Diagnosed	LMC	0	03T	C	1	1	10,000.00	10,000.00	10,000.00	0.00	01		20	35	35	35					
2016	5888	3.127-16 - VRS Bus Ticket Home Program	LMC	0	03T	C	1	1	10,000.00	10,000.00	10,000.00	0.00	01		50	19	19	19					
2016	5893	4.197-16 - Las Mananitas I and II Migrant Farmworker Housing	LMC	0	03T	C	1	1	16,000.00	16,000.00	16,000.00	0.00	01		160	134	134	134					
2016	5901	4.205-16 - Roys Desert Resource Center	LMC	0	03T	C	1	1	10,000.00	10,000.00	10,000.00	0.00	01		400	400	400	400					
2016	5902	4.206-16 - Transitional Housing Program	LMC	0	03T	C	1	1	10,000.00	10,000.00	10,000.00	0.00	01		61	61	61	61					
2016	5908	5.83-16 - Veterans Initiative and CHAMPS Program	LMC	0	03T	C	1	1	1,571.72	1,571.72	1,571.72	0.00	01		25	5	5	5					
																				654	654	716	654
2016	5854	0.153-16 - Operation School Bell	LMC	0	05	C	1	1	37,311.00	37,311.00	37,311.00	0.00	01		298	304	304	304					
2016	5856	0.155-16 - H.O.P.E. Program	LMC	0	05	C	1	1	71,711.00	71,711.00	71,711.00	0.00	01		609	636	636	636					
2016	5863	0.162-16 - Community Food Pantry of Murrieta	LMC	0	05	C	1	1	70,000.00	70,000.00	70,000.00	0.00	01		1200	1164	1164	1164					
2016	5865	0.164-16 - Digital Learning for Disadvantaged Youth	LMC	0	05	C	1	1	10,000.00	10,000.00	10,000.00	0.00	01		125	125	125	125					
2016	5870	1.80-16 - Mead Valley Community Center	LMA	54.84	05	C	1	1	34,000.00	34,000.00	34,000.00	0.00	01		36120	36120							
2016	5871	1.81-16 - Good Hope Community Center	LMA	65.03	05	C	1	1	24,500.00	24,500.00	24,500.00	0.00	01		26540	26540							
2016	5875	2.70-16 - Highgrove Community Services Program	LMA	57.03	05	C	1	1	83,272.00	83,272.00	83,272.00	0.00	01		5050	5050							
2016	5880	3.119-16 - Idyllwild HELP Center	LMC	0	05	C	1	1	40,000.00	40,000.00	40,000.00	0.00	01		125	201	201	201					
2016	5881	3.120-16 - Operation School Bell	LMC	0	05	C	1	2	10,000.00	10,000.00	10,000.00	0.00	01		100	101	101	101					
2016	5884	3.123-16 - Camp Elk Scholarship Program	LMC	0	05	C	1	2	5,000.00	5,000.00	5,000.00	0.00	01		10	23	23	23					
2016	5890	4.194-16 - Mecca Comfort Station	LMC	0	05	C	1	1	50,000.00	50,000.00	50,000.00	0.00	01		110	147	147	147					
2016	5894	4.198-16 - Paseo de los Heroes II After School Program	LMC	0	05	C	1	2	8,780.00	8,780.00	8,780.00	0.00	01		35	35	35	35					
2016	5895	4.199-16 - Indio Hills After-School Program	LMC	0	05	C	1	1	9,961.56	9,961.56	9,961.56	0.00	01		40	40	40	40					
2016	5896	4.200-16 - North Shore After School Program	LMC	0	05	C	1	1	10,000.00	10,000.00	10,000.00	0.00	01		40	46	46	46					
2016	5897	4.201-16 - Community Recreation Services and Community Engagement	LMA	69.24	05	C	1	1	16,390.10	16,390.10	16,390.10	0.00	01		49700	49700							
2016	5924	4.LQ.27-16 - Boys and Girls Club- Coachella Valley	LMC	0	05	C	1	2	18,360.00	18,360.00	18,360.00	0.00	01		79	72	72	72					
2016	5909	5.84-16 - Cabazon Community Services Program	LMA	65.17	05	C	1	1	100,000.00	100,000.00	100,000.00	0.00	01		2555	2555			122,859	122,859	122,736	122,859	

2016	5866	0.165-16 - Care-A-Van Transit	LMC	0	05A	C	1	1	13,000.00	13,000.00	13,000.00	0.00	01		600	463	463	463
2016	5872	1.82-16 - Wildomar Senior Center Transportation Program	LMC	0	05A	C	1	1	35,000.00	35,000.00	35,000.00	0.00	01		150	241	241	241
2016	5876	2.71-16 - Eddie Dee Smith Senior Center	LMC	0	05A	C	1	1	47,575.00	47,575.00	47,575.00	0.00	01		450	399	399	399
2016	5932	2.NR.41-16 - Senior Recreation and Community Services	LMC	0	05A	C	1	1	11,671.82	11,671.82	11,671.82	0.00	01		400	1139	1139	1139
2016	5883	3.122-16 - FSA San Jacinto Senior Service Program	LMC	0	05A	C	1	1	30,000.00	30,000.00	30,000.00	0.00	01		390	512	512	512
																	2,754	2,754
2016	5914	5.BEA.31-16 - The Arc of Riverside County	LMC	0	05B	X	1	1	0.00	0.00	0.00	0.00	01					
2016	5850	9.146-16 - Include Me	LMC	0	05B	X	1	1	0.00	0.00	0.00	0.00	01					
																	-	-
2016	5920	2.EV.13-16 - Youth Recreation Scholarship Program	LMC	0	05D	X	1	2	0.00	0.00	0.00	0.00	01					
2016	5887	3.126-16 - Youth Scholarship Program	LMC	0	05D	C	1	2	5,000.00	5,000.00	5,000.00	0.00	01		125	125	125	125
2016	5906	5.81-16 - Teen Leader Program	LMC	0	05D	C	1	1	5,000.00	5,000.00	5,000.00	0.00	01		10	10	10	10
																	135	135
2016	5855	0.154-16 - Domestic Violence Services	LMC	0	05G	C	1	1	17,723.00	17,723.00	17,723.00	0.00	01		1300	1368	1368	1368
																	1,368	1,368
2016	5898	4.202-16 - Warriors to Work Program	LMC	0	05H	C	1	1	1,888.87	1,888.87	1,888.87	0.00	01		45	17	17	17
																	17	17
2016	5858	0.157-16 - Boys and Girls Club-Camp Kids Program	LMC	0	05L	C	1	1	21,268.00	21,268.00	21,268.00	0.00	01		45	47	47	47
2016	5927	1.LE.53-16 - Boys and Girls Clubs of Southwest County	LMC	0	05L	C	1	2	10,000.00	10,000.00	10,000.00	0.00	01		100	35	35	35
																	82	82
2016	5867	0.166-16 - Womens Health Assistance Program	LMC	0	05M	C	1	1	15,000.00	15,000.00	15,000.00	0.00	01		200	69	69	69
2016	5928	1.LE.54-16 - Vista Community Clinic	LMC	0	05M	C	1	1	11,837.81	11,837.81	11,837.81	0.00	01		100	97	97	97
																	166	166
2016	5859	0.158-16 - Project Independence	LMC	0	05N	C	1	2	7,562.00	7,562.00	7,562.00	0.00	01		25	3	3	3
2016	5860	0.159-16 - Court Appointed Special Advocates (CASA) Program	LMC	0	05N	C	1	1	122,000.00	122,000.00	122,000.00	0.00	01		84	130	130	130
2016	5868	0.167-16 - Kin Care	LMC	0	05N	C	1	1	10,000.00	10,000.00	10,000.00	0.00	01		225	176	176	176
																	309	309
2016	5892	4.196-16 - Mental Health Counseling	LMC	0	05O	X	1	1	0.00	0.00	0.00	0.00	01					
																	-	-
2016	5848	9.144-16 - Community Enhancement Program	LMA	54.52	05V	C	1	3	31,270.50	31,270.50	31,270.50	0.00	01		12730	12730		
																	12,730	12,730
2016	5857	0.156-16 - Blythe Harmony Kitchen	LMC	0	05W	C	1	1	15,669.57	15,669.57	15,669.57	0.00	01		500	376	376	376
2016	5882	3.121-16 - Emergency Community Food Pantry	LMC	0	05W	C	1	1	10,000.00	10,000.00	10,000.00	0.00	01		680	4689	4689	4689
2016	5889	4.193-16 - St. Elizabeth Food Pantry	LMC	0	05W	C	1	1	6,000.00	6,000.00	6,000.00	0.00	01		850	340	340	340
2016	5891	4.195-16 - Food Assistance Program	LMC	0	05W	C	1	1	16,000.00	16,000.00	16,000.00	0.00	01		4200	2002	2002	2002
2016	5907	5.82-16 - Menifee Valley Community Cupboard	LMC	0	05W	C	1	1	10,000.00	10,000.00	10,000.00	0.00	01		1100	1182	1182	1182
																	8,589	8,589
2004	3393	4.259X TORRES-MARTINEZ MOBILE HOME PARK	LMH	0	12	X	0	0	0.00	0.00	0.00	0.00	10					
2015	5690	0.143-15 - Home Enhancement Grant Program	LMH	0	14A	O	2	2	366,589.55	133,430.03	114,529.34	233,159.52	10		8	0		

2015	5957	0.143-15-1 HEG4.06-15	LMH	0	14A	C	2	2	19,065.45	19,065.45	19,065.45	0.00	10		1	1	1	1					
2015	5963	0.143-15-2 (Completed in 2018)	LMH	0	14A	C	2	2	9,345.00	9,345.00	9,345.00	0.00	10		1	0	1	1					
2015	5832	0.145-15 - Activity Delivery Cost- Critical Home Maintenance & Repair Program	LMH	0	14A	C	2	2	6,815.19	6,815.19	6,355.22	0.00	10		0	0							
2015	5693	0.145-15 - Critical Home Maintenance & Repair Program	LMH	0	14A	C	2	2	23,604.94	23,604.94	23,604.94	0.00	10		4	4	4	4					
2016	5862	0.161-16 - Home Enhancement Program- Pre 1978	LMH	0	14A	O	2	2	200,000.00	12,089.57	12,089.57	187,910.43	10		10	0							
2016	5864	0.163-16 - Critical Home Maintenance and Repair Program	LMH	0	14A	O	2	2	114,782.00	14,443.41	14,443.41	100,338.59	10		10	1	1	1					
2014	5587	1.CL.02-14 - Home Repair Program	LMH	0	14A	C	2	2	39,356.00	39,356.00	9,200.00	0.00	10		6	5	5	5					
2015	5746	1.CL.04-15- Canyon Lake Home Repair Program	LMH	0	14A	X	2	2	0.00	0.00	0.00	0.00	10										
2016	5916	1.CL.06-16- Canyon Lake Home Repair Program	LMH	0	14A	X	2	2	0.00	0.00	0.00	0.00	10										
2014	5564	9.125-14 - Home Enhancement Rehab Program	LMH	0	14A	O	2	2	525,062.73	267,876.32	81,343.98	257,186.41	10		6	0							
2014	5953	9.125-14-1 HEPBM3-03	LMH	0	14A	C	2	2	13,681.00	13,681.00	13,681.00	0.00	10		1	1	1	1					
2014	5954	9.125-14-2 HEPBM2-01	LMH	0	14A	C	2	2	13,257.00	13,257.00	13,257.00	0.00	10		1	1	1	1					
2014	5955	9.125-14-3 HEPBM3-2	LMH	0	14A	C	2	2	18,543.00	18,543.00	18,543.00	0.00	10		1	1	1	1					
2014	5956	9.125-14-4 HEG5.04-14	LMH	0	14A	C	2	2	9,851.00	9,851.00	9,851.00	0.00	10		1	1	1	1					
2014	5964	9.125-14-5 Home Rehab	LMH	0	14A	O	2	2	25,000.00	700.00	700.00	24,300.00	10		1	0							
																			1	15	16	51	15
2015	5824	4.IW.10-15 - Activity Delivery Cost- ADA Improvement Project	LMH	0	14D	C	2	2	1,197.27	1,197.27	1,044.24	0.00	10		0	0							
2015	5752	4.IW.10-15 - ADA Improvement Project	LMH	0	14D	C	2	2	19,625.15	19,625.15	19,625.15	0.00	10		212	89	89	89					
2016	5921	4.IW.11-16 - Resident Mobility Project	LMH	0	14D	C	2	2	35,630.47	35,630.47	35,630.47	0.00	10		215	215	215	215					
2015	5699	0.151-15 - Riverside County Affordable Solar Housing Program	LMH	0	14F	C	2	2	10,768.89	10,768.89	5,768.89	0.00	10		2	2	2	2					
2016	5861	0.160-16 - Community Impact Plans	LMA	62.85	15	C	1	3	664,072.03	664,072.03	664,072.03	0.00	01		118585	118585							
2016	5926	1.LE.52-16 - Code Enforcement	LMA	57.51	15	C	1	3	50,000.00	50,000.00	50,000.00	0.00	01		24195	24195							
2016	5933	1.WD.14-16 - Code Enforcement Enhancement Program	LMA	74.09	15	C	1	3	16,116.75	16,116.75	16,116.75	0.00	01		1235	1235							
2015	5831	3.SJ.05-15 -San Jacinto Code Enforcement	LMA	67.64	15	C	1	3	141,075.86	141,075.86	111,980.94	0.00	01		20085	20085							
2015	5747	4.CO.10-15 - Code Enforcement Program	LMA	62.18	15	C	1	3	362,666.19	362,666.19	262,666.19	0.00	01		48605	48605							
2016	5917	4.CO.13-16 - Code Enforcement Program	LMA	62.82	15	O	1	3	344,662.00	149,015.85	149,015.85	195,646.15	01		40005	0							
																			40,005	212,705	252,710	252,710	212,705
2014	5660	9.129-14 - Economic Development-Financial Assistance	LMI	0	18A	O	3	1	407,636.00	39,169.65	25,492.53	368,466.35	13		5	0							
2015	5678	9.132-15 - Economic Development Assistance Fund	LMI	0	18A	O	3	1	50,000.00	23,335.81	15,041.88	26,664.19	13		5	0							
2016	5904	4.208-16 - Riverside County Women Veterans Business Initiative	LMCMC	0	18C	C	3	1	10,000.00	10,000.00	10,000.00	0.00	08		5	7	7	7					

2014	5659	9.128-14 Economic Development-MicroEnterprise	LMCMC	0	18C	O	3	1	398,135.00	57,778.36	37,563.45	340,356.64	08		1	0							
2014	5951	9.128-14-1 - Clochan Concrete	LMCMC	0	18C	O	3	1	9,500.00	8,799.40	8,799.40	700.60	08		1	0							
2016	5849	9.145-16 - Economic Development - MicroEnterprise	LMCMC	0	18C	O	3	1	100,000.00	14,506.44	14,506.44	85,493.56	08		4	0							
																			4	7	11	11	7
2014	5594	1.LE.42-14 - CDBG Administrative Costs-EDA	0	0	21A	C	0	0	46,418.00	46,418.00	6,767.62	0.00	0										
2015	5759	1.LE.49-15 - CDBG Administrative Cost - EDA	0	0	21A	O	0	0	50,889.00	48,102.73	48,102.73	2,786.27	0										
2016	5929	1.LE.55-16 - CDBG Administrative Cost - EDA	0	0	21A	O	0	0	54,520.00	882.71	882.71	53,637.29	0										
2015	5675	9.128-15 - CDBG Program Administration	0	0	21A	C	0	0	1,334,588.00	1,334,588.00	175,888.39	0.00	0										
2015	5787	9.135-15 - CDBG Program Administration-20%PI	0	0	21A	C	0	0	14,739.24	14,739.24	648.09	0.00	0										
2016	5845	9.141-16 - CDBG Program Administration	0	0	21A	O	0	0	1,356,845.00	1,002,205.80	1,002,205.80	354,639.20	0										
2016	5944	9.150-16 - CDBG Program Administration-20%PI	0	0	21A	C	0	0	13,731.50	13,731.50	13,731.50	0.00	0										
2016	5846	9.142-16 - Fair Housing Program Administration	0	0	21D	O	0	0	135,000.00	111,600.05	111,600.05	23,399.95	0										
																			669,155	745,028	1,414,183	1,604,074	745,028
									21,215,012.72	11,751,595.08	8,020,674.45	9,463,417.64			1,604,074	745,028							

Based on above
PR03 Report.

Est # of Proj 2016-17 ONLY	All Complete in 2016-17	
8	5	03
0	0	03A
2	3	03B
1	1	03C
3	0	03E
4	6	03F
1	1	03G
1	2	03J
1	1	03K
4	5	03L
1	0	03M
1	3	03S
6	6	03T
17	17	05
5	5	05A
0	0	05B
2	2	05D
1	1	05G
1	1	05H
2	2	05L
2	2	05M

# PROJECTS-PR23																
Total	Total	Comp	Active	Comp	Act	Matrix	Type	Total Expended	Type Expended			Total Assisted (LMC/LMA/ LMH)	Assisted By Category	Proposed (LMC/LMA /LMH)		
71	13	4	9	26	45	03	Public Facilities	\$642,462.36	\$3,777,190.49			270,132		836,530	1,203,102	
	1	1	0			03	Fair Housing PF	\$10,495.01				6,107		4,200		
								\$652,957.37						276,239		840,730
	4	0	4			03A	Senior Centers	57,740.49				-		30,856		
	4	3	1			03B	Handicapped Cntrs	74,871.39				879		1,070		
	1	1	0			03C	Homeless Facilities	\$82,336.87				494		320		
	5	0	5			03E	Neigh Facilities	\$205,598.63				-		22,062		
	17	6	11			03F	Park/Rec Facil	\$836,437.43				46,597		193,621		
	1	0	1			03G	Parking Facilities	\$2,072.01				-		168		
	3	2	1			03J	Water/Sewer Imp	\$139,830.41				2,990		4,080		
	5	1	4			03K	Street Improv	\$600,643.38				3,185		20,175		
	13	5	8			03L	Sidewalks	\$994,814.95				44,619		82,491		
	1	0	1			03M	Child Care Centers	2,311.40				-		200		
	3	3	0			03S	Facil for AIDS Pts	\$127,576.16				7,329		382,332		7,329
	6	6	0			03T	Homeless/AIDS	\$57,571.72				654		716		
	17	17	0			05	Public Services	\$599,285.66				122,859		122,736		
	5	5	0			05A	Senior Services	\$137,246.82				2,754		1,990		
	0	0	0			05B	Handicapped	\$0.00				-		-		
	2	2	0			05D	Youth Services	\$10,000.00				135		135		
	1	1	0			05G	Battered/Abused	\$17,723.00				1,368		1,300		
	1	1	0			05H	Emply Training	\$1,888.87				17		45		
	2	2	0			05L	Childcare	\$31,268.00				82		145		

3	3	05N	2	2	0		05M	Health Serv	\$26,837.81			166	300	
1	1	05V	3	3	0		05N	Abused/Neglected	\$139,562.00			309	334	
5	5	05W	1	1	0		05V	Neigh Cleanups	\$31,270.50			12,730	12,730	
2	8	14A	5	5	0	45 0	05W	Food Banks	\$57,669.57	\$1,110,323.95		8,589	149,663	
1	3	14D												
0	1	14F	14	8	6		14A	Hsg Rehab-Single	\$346,008.91			15	51	
4	5	15	3	3	0		14D	Rehab-Pub Owned	\$56,299.86			304	427	
0	0	18A	1	1	0	12 6	14F	Rehab-Energy	\$5,768.89	\$408,077.66		2	321	
2	1	18C	6	6	5 1	5 1	15	Code Enf	\$1,253,851.76	\$1,253,851.76		212,705	212,705	
3	4	21A	2	0	2		18A	ED-Fin Assist	\$40,534.41			-	10	
1	0	21D	6	4	1 3	1 5	18C	ED-Micro Ent	\$70,869.29	\$111,403.70		7	7	
85	94		8	7	4 3		21A	CDBG Admin	\$1,248,226.84			-		
			8	1	0 1	4 4	21D	Fair Housing Admin	\$111,600.05	\$1,359,826.89		-	-	
										\$8,020,674.45	\$8,020,674.45			
												745,028	745,028	1,604,074

PR23

PR07 - CDBG, ESG, and HOME Drawdown Reports

PR07 - Drawdown Report by Voucher Number - Vouchers Submitted to Loccs

Voucher Number	Line Item	IDIS Project ID	IDIS Act ID	Voucher Created	Voucher Status	Status Date	LOCCS Send Date	Grant Number	Grant Year	Fund Type	Recipient TIN	Payee TIN	Program	PY	Drawn Amount
5947062	1	8	5675	7/21/2016	Completed	07/22/2016	7/21/2016	B15UC060506	2015	EN	956000930	956000930	CDBG		\$3,031.14
5947063	1	44	5594	7/21/2016	Completed	07/22/2016	7/21/2016	B14UC060506	2014	EN	956000930	956000930	CDBG		\$14.21
	2	101	5670	7/21/2016	Completed	07/22/2016	7/21/2016	B14UC060506	2014	EN	956000930	956000930	CDBG		\$17.45
	3	45	5472	7/21/2016	Completed	07/22/2016	7/21/2016	B14UC060506	2014	EN	956000930	956000930	CDBG		\$81,725.85
5951193	1	101	5812	8/4/2016	Completed	08/05/2016	8/4/2016	B15UC060506	2015	EN	956000930	956000930	CDBG		\$426.73
	2	119	5831	8/4/2016	Completed	08/05/2016	8/4/2016	B15UC060506	2015	EN	956000930	956000930	CDBG		\$42,644.82
5951196	1	45	5472	8/4/2016	Completed	08/04/2016	8/4/2016	B14UC060506	2014	EN	956000930	956000930	CDBG		\$5,094.70
	2	101	5670	8/4/2016	Completed	08/04/2016	8/4/2016	B14UC060506	2014	EN	956000930	956000930	CDBG		\$2,657.30
	3	101	5670	8/4/2016	Completed	08/04/2016	8/4/2016	B15UC060506	2015	PI	956000930	956000930	CDBG		\$2,592.38
	4	118	5811	8/4/2016	Completed	08/04/2016	8/4/2016	B14UC060506	2014	EN	956000930	956000930	CDBG		\$760.66
5951197	1	8	5675	8/4/2016	Completed	08/05/2016	8/4/2016	B15UC060506	2015	EN	956000930	956000930	CDBG		\$13,216.31
	2	12	5678	8/4/2016	Completed	08/05/2016	8/4/2016	B15UC060506	2015	EN	956000930	956000930	CDBG		\$241.80
	3	26	5690	8/4/2016	Completed	08/05/2016	8/4/2016	B15UC060506	2015	EN	956000930	956000930	CDBG		\$1,376.14
5951206	1	44	5594	8/4/2016	Completed	08/05/2016	8/4/2016	B14UC060506	2014	EN	956000930	956000930	CDBG		\$899.66
	2	16	5564	8/4/2016	Completed	08/05/2016	8/4/2016	B14UC060506	2014	EN	956000930	956000930	CDBG		\$2,064.20
	3	98	5659	8/4/2016	Completed	08/05/2016	8/4/2016	B14UC060506	2014	EN	956000930	956000930	CDBG		\$725.40
	4	45	5472	8/4/2016	Completed	08/05/2016	8/4/2016	B14UC060506	2014	EN	956000930	956000930	CDBG		\$639.13
	5	99	5660	8/4/2016	Completed	08/05/2016	8/4/2016	B14UC060506	2014	EN	956000930	956000930	CDBG		\$725.40
	6	102	5821	8/4/2016	Completed	08/05/2016	8/4/2016	B14UC060506	2014	EN	956000930	956000930	CDBG		\$645.40
	7	79	5822	8/4/2016	Completed	08/05/2016	8/4/2016	B14UC060506	2014	EN	956000930	956000930	CDBG		\$122.47
	8	83	5832	8/4/2016	Completed	08/05/2016	8/4/2016	B14UC060506	2014	EN	956000930	956000930	CDBG		\$176.91
5952938	1	79	5744	8/10/2016	Completed	08/12/2016	8/12/2016	B15UC060506	2015	EN	956000930	956000930	CDBG		\$141.60
	2	8	5675	8/10/2016	Completed	08/12/2016	8/12/2016	B15UC060506	2015	EN	956000930	956000930	CDBG		\$1,684.03
	3	103	5787	8/10/2016	Completed	08/12/2016	8/12/2016	B15UC060506	2015	PI	956000930	956000930	CDBG		\$648.09
5953881	1	8	5675	8/12/2016	Completed	08/13/2016	8/12/2016	B15UC060506	2015	EN	956000930	956000930	CDBG		\$9,297.00
5955123	1	8	5675	8/17/2016	Completed	08/20/2016	8/19/2016	B15UC060506	2015	EN	956000930	956000930	CDBG		\$30,565.33
	2	12	5678	8/17/2016	Completed	08/20/2016	8/19/2016	B15UC060506	2015	EN	956000930	956000930	CDBG		\$1,094.71
	3	26	5690	8/17/2016	Completed	08/20/2016	8/19/2016	B15UC060506	2015	EN	956000930	956000930	CDBG		\$3,670.32
	4	101	5812	8/17/2016	Completed	08/20/2016	8/19/2016	B15UC060506	2015	EN	956000930	956000930	CDBG		\$141.21
5955130	1	44	5594	8/17/2016	Completed	08/20/2016	8/19/2016	B14UC060506	2014	EN	956000930	956000930	CDBG		\$1,439.41
	2	16	5564	8/17/2016	Completed	08/20/2016	8/19/2016	B14UC060506	2014	EN	956000930	956000930	CDBG		\$5,142.61
	3	98	5659	8/17/2016	Completed	08/20/2016	8/19/2016	B14UC060506	2014	EN	956000930	956000930	CDBG		\$1,562.80
	4	45	5472	8/17/2016	Completed	08/20/2016	8/19/2016	B14UC060506	2014	EN	956000930	956000930	CDBG		\$2,419.73
	5	99	5660	8/17/2016	Completed	08/20/2016	8/19/2016	B14UC060506	2014	EN	956000930	956000930	CDBG		\$1,368.39
	6	102	5821	8/17/2016	Completed	08/20/2016	8/19/2016	B14UC060506	2014	EN	956000930	956000930	CDBG		\$1,529.40
	7	79	5822	8/17/2016	Completed	08/20/2016	8/19/2016	B14UC060506	2014	EN	956000930	956000930	CDBG		\$501.15
	8	106	5814	8/17/2016	Completed	08/20/2016	8/19/2016	B14UC060506	2014	EN	956000930	956000930	CDBG		\$1,301.96
	9	76	5824	8/17/2016	Completed	08/20/2016	8/19/2016	B14UC060506	2014	EN	956000930	956000930	CDBG		\$70.60
	10	50	5823	8/17/2016	Completed	08/20/2016	8/19/2016	B14UC060506	2014	EN	956000930	956000930	CDBG		\$212.90
	11	55	5819	8/17/2016	Completed	08/20/2016	8/19/2016	B14UC060506	2014	EN	956000930	956000930	CDBG		\$235.88
5956472	1	44	5594	8/22/2016	Completed	09/01/2016	8/31/2016	B14UC060506	2014	EN	956000930	956000930	CDBG		\$1,569.16
	2	16	5564	8/22/2016	Completed	09/01/2016	8/31/2016	B14UC060506	2014	EN	956000930	956000930	CDBG		\$4,481.88
	3	98	5659	8/22/2016	Completed	09/01/2016	8/31/2016	B14UC060506	2014	EN	956000930	956000930	CDBG		\$1,672.71

5956475	4	45	5472	8/22/2016	Completed	09/01/2016	8/31/2016	B14UC060506	2014	EN	956000930	956000930	CDBG	\$2,229.30	
	5	99	5660	8/22/2016	Completed	09/01/2016	8/31/2016	B14UC060506	2014	EN	956000930	956000930	CDBG	\$1,102.57	
	6	102	5821	8/22/2016	Completed	09/01/2016	8/31/2016	B14UC060506	2014	EN	956000930	956000930	CDBG	\$1,205.83	
	7	79	5822	8/22/2016	Completed	09/01/2016	8/31/2016	B14UC060506	2014	EN	956000930	956000930	CDBG	\$569.22	
	8	106	5814	8/22/2016	Completed	09/01/2016	8/31/2016	B14UC060506	2014	EN	956000930	956000930	CDBG	\$590.76	
	9	76	5824	8/22/2016	Completed	09/01/2016	8/31/2016	B14UC060506	2014	EN	956000930	956000930	CDBG	\$206.42	
	10	50	5823	8/22/2016	Completed	09/01/2016	8/31/2016	B14UC060506	2014	EN	956000930	956000930	CDBG	\$382.63	
	11	55	5819	8/22/2016	Completed	09/01/2016	8/31/2016	B14UC060506	2014	EN	956000930	956000930	CDBG	\$196.59	
	12	83	5832	8/22/2016	Completed	09/01/2016	8/31/2016	B14UC060506	2014	EN	956000930	956000930	CDBG	\$817.73	
	13	105	5813	8/22/2016	Completed	09/01/2016	8/31/2016	B14UC060506	2014	EN	956000930	956000930	CDBG	\$240.82	
	1	8	5675	8/22/2016	Completed	09/01/2016	8/31/2016	B15UC060506	2015	EN	956000930	956000930	CDBG	\$30,755.23	
	2	12	5678	8/22/2016	Completed	09/01/2016	8/31/2016	B15UC060506	2015	EN	956000930	956000930	CDBG	\$977.38	
	3	26	5690	8/22/2016	Completed	09/01/2016	8/31/2016	B15UC060506	2015	EN	956000930	956000930	CDBG	\$4,402.89	
5959961	4	101	5812	8/22/2016	Completed	09/01/2016	8/31/2016	B15UC060506	2015	EN	956000930	956000930	CDBG	\$270.31	
	1	48	5733	9/1/2016	Completed	09/02/2016	9/1/2016	B15UC060506	2015	EN	956000930	956000930	CDBG	\$29,520.00	
	2	74	5747	9/1/2016	Completed	09/02/2016	9/1/2016	B15UC060506	2015	EN	956000930	956000930	CDBG	\$179,404.27	
5959966	3	80	5778	9/1/2016	Completed	09/02/2016	9/1/2016	B15UC060506	2015	EN	956000930	956000930	CDBG	\$19,371.30	
	4	101	5812	9/1/2016	Completed	09/02/2016	9/1/2016	B15UC060506	2015	EN	956000930	956000930	CDBG	\$3,815.46	
	1	44	5594	9/1/2016	Completed	09/02/2016	9/1/2016	B14UC060506	2014	EN	956000930	956000930	CDBG	\$8.11	
	2	101	5670	9/1/2016	Completed	09/02/2016	9/1/2016	B14UC060506	2014	EN	956000930	956000930	CDBG	\$4,803.20	
	3	50	5823	9/1/2016	Completed	09/02/2016	9/1/2016	B14UC060506	2014	EN	956000930	956000930	CDBG	\$258.88	
	4	99	5660	9/1/2016	Completed	09/02/2016	9/1/2016	B14UC060506	2014	EN	956000930	956000930	CDBG	\$1,116.50	
	5	98	5659	9/1/2016	Completed	09/02/2016	9/1/2016	B14UC060506	2014	EN	956000930	956000930	CDBG	\$1,116.50	
5959980	6	74	5747	9/1/2016	Completed	09/02/2016	9/1/2016	B14UC060506	2014	EN	956000930	956000930	CDBG	\$5,030.19	
	7	45	5472	9/1/2016	Completed	09/02/2016	9/1/2016	B14UC060506	2014	EN	956000930	956000930	CDBG	\$3,055.75	
	1	8	5675	9/1/2016	Completed	09/02/2016	9/1/2016	B15UC060506	2015	EN	956000930	956000930	CDBG	\$5,550.01	
	5961355	1	101	5670	9/7/2016	Completed	09/09/2016	9/8/2016	B14UC060506	2014	EN	956000930	956000930	CDBG	\$17,375.00
	5961683	1	8	5675	9/8/2016	Completed	09/09/2016	9/8/2016	B15UC060506	2015	EN	956000930	956000930	CDBG	\$22,886.53
	2	12	5678	9/8/2016	Completed	09/09/2016	9/8/2016	B15UC060506	2015	EN	956000930	956000930	CDBG	\$762.34	
	3	26	5690	9/8/2016	Completed	09/09/2016	9/8/2016	B15UC060506	2015	EN	956000930	956000930	CDBG	\$3,992.99	
5961686	4	101	5812	9/8/2016	Completed	09/09/2016	9/8/2016	B15UC060506	2015	EN	956000930	956000930	CDBG	\$2,126.96	
	5	62	5759	9/8/2016	Completed	09/09/2016	9/8/2016	B15UC060506	2015	EN	956000930	956000930	CDBG	\$684.80	
	1	44	5594	9/8/2016	Completed	09/09/2016	9/8/2016	B14UC060506	2014	EN	956000930	956000930	CDBG	\$1,542.37	
	2	16	5564	9/8/2016	Completed	09/09/2016	9/8/2016	B14UC060506	2014	EN	956000930	956000930	CDBG	\$5,473.25	
	3	98	5659	9/8/2016	Completed	09/09/2016	9/8/2016	B14UC060506	2014	EN	956000930	956000930	CDBG	\$1,334.10	
	4	45	5472	9/8/2016	Completed	09/09/2016	9/8/2016	B14UC060506	2014	EN	956000930	956000930	CDBG	\$2,682.26	
	5	99	5660	9/8/2016	Completed	09/09/2016	9/8/2016	B14UC060506	2014	EN	956000930	956000930	CDBG	\$1,207.04	
	6	102	5821	9/8/2016	Completed	09/09/2016	9/8/2016	B14UC060506	2014	EN	956000930	956000930	CDBG	\$886.90	
	7	79	5822	9/8/2016	Completed	09/09/2016	9/8/2016	B14UC060506	2014	EN	956000930	956000930	CDBG	\$821.82	
	8	106	5814	9/8/2016	Completed	09/09/2016	9/8/2016	B14UC060506	2014	EN	956000930	956000930	CDBG	\$105.16	
	9	76	5824	9/8/2016	Completed	09/09/2016	9/8/2016	B14UC060506	2014	EN	956000930	956000930	CDBG	\$21.63	
	10	50	5823	9/8/2016	Completed	09/09/2016	9/8/2016	B14UC060506	2014	EN	956000930	956000930	CDBG	\$384.06	
	11	55	5819	9/8/2016	Completed	09/09/2016	9/8/2016	B14UC060506	2014	EN	956000930	956000930	CDBG	\$86.50	
	12	83	5832	9/8/2016	Completed	09/09/2016	9/8/2016	B14UC060506	2014	EN	956000930	956000930	CDBG	\$999.06	
13	48	5827	9/8/2016	Completed	09/09/2016	9/8/2016	B14UC060506	2014	EN	956000930	956000930	CDBG	\$64.88		
5963765	14	105	5813	9/8/2016	Completed	09/09/2016	9/8/2016	B14UC060506	2014	EN	956000930	956000930	CDBG	\$164.27	
	1	101	5670	9/14/2016	Completed	09/15/2016	9/14/2016	B14UC060506	2014	EN	956000930	956000930	CDBG	\$400.00	
	2	44	5594	9/14/2016	Completed	09/15/2016	9/14/2016	B14UC060506	2014	EN	956000930	956000930	CDBG	\$619.31	

5963766	1	8	5675	9/14/2016	Completed	09/15/2016	9/14/2016	B15UC060506	2015	EN	956000930	956000930	CDBG	\$21,471.98
5963934	1	45	5472	9/15/2016	Completed	09/17/2016	9/16/2016	B14UC060506	2014	EN	956000930	956000930	CDBG	\$39,548.50
5965856	1	101	5670	9/21/2016	Completed	09/22/2016	9/21/2016	B14UC060506	2014	EN	956000930	956000930	CDBG	\$25,424.36
	2	45	5472	9/21/2016	Completed	09/22/2016	9/21/2016	B14UC060506	2014	EN	956000930	956000930	CDBG	\$71.20
	3	99	5660	9/21/2016	Completed	09/22/2016	9/21/2016	B14UC060506	2014	EN	956000930	956000930	CDBG	\$213.60
5968054	1	50	5735	9/27/2016	Completed	09/27/2016	9/27/2016	B01UC060506	2001	PI	956000930	956000930	CDBG	\$286.20
	2	50	5735	9/27/2016	Completed	09/27/2016	9/27/2016	B02UC060506	2002	PI	956000930	956000930	CDBG	\$20,795.08
	3	104	5794	9/27/2016	Completed	09/27/2016	9/27/2016	B02UC060506	2002	PI	956000930	956000930	CDBG	\$5,400.00
	4	7	5846	9/27/2016	Completed	09/27/2016	9/27/2016	B02UC060506	2002	PI	956000930	956000930	CDBG	\$19,789.95
	5	8	5847	9/27/2016	Completed	09/27/2016	9/27/2016	B02UC060506	2002	PI	956000930	956000930	CDBG	\$1,963.55
	6	101	5670	9/27/2016	Completed	09/27/2016	9/27/2016	B02UC060506	2002	PI	956000930	956000930	CDBG	\$7,273.72
	7	45	5472	9/27/2016	Completed	09/27/2016	9/27/2016	B02UC060506	2002	PI	956000930	956000930	CDBG	\$936.90
5970308	1	85	5512	10/4/2016	Completed	10/05/2016	10/5/2016	B02UC060506	2002	PI	956000930	956000930	CDBG	\$1,316.76
	2	95	5197	10/4/2016	Completed	10/05/2016	10/5/2016	B02UC060506	2002	PI	956000930	956000930	CDBG	\$20,711.28
	3	63	5613	10/4/2016	Completed	10/05/2016	10/5/2016	B02UC060506	2002	PI	956000930	956000930	CDBG	\$653.27
	4	101	5812	10/4/2016	Completed	10/05/2016	10/5/2016	B02UC060506	2002	PI	956000930	956000930	CDBG	\$1,010.04
	5	37	5464	10/4/2016	Completed	10/05/2016	10/5/2016	B02UC060506	2002	PI	956000930	956000930	CDBG	\$147.33
5970322	1	8	5675	10/4/2016	Completed	10/06/2016	10/5/2016	B15UC060506	2015	EN	956000930	956000930	CDBG	\$27,573.09
5970403	1	47	5875	10/4/2016	Completed	10/05/2016	10/5/2016	B02UC060506	2002	PI	956000930	956000930	CDBG	\$3,904.24
	2	25	5860	10/4/2016	Completed	10/05/2016	10/5/2016	B02UC060506	2002	PI	956000930	956000930	CDBG	\$4,926.96
	3	88	5909	10/4/2016	Completed	10/05/2016	10/5/2016	B02UC060506	2002	PI	956000930	956000930	CDBG	\$7,169.64
5971456	1	6	5845	10/7/2016	Completed	10/08/2016	10/7/2016	B16UC060506	2016	EN	956000930	956000930	CDBG	\$14,935.44
5971459	1	8	5675	10/7/2016	Completed	10/08/2016	10/7/2016	B15UC060506	2015	EN	956000930	956000930	CDBG	\$7,651.95
5971469	1	82	5354	10/7/2016	Completed	10/07/2016	10/7/2016	B02UC060506	2002	PI	956000930	956000930	CDBG	\$197.15
	9	73	5745	10/7/2016	Cancelled	10/07/2016	10/7/2016	B02UC060506	2002	PI	956000930	956000930	CDBG	\$0.00
	2	45	5472	10/7/2016	Completed	10/07/2016	10/7/2016	B02UC060506	2002	PI	956000930	956000930	CDBG	\$4,262.17
	3	16	5564	10/7/2016	Completed	10/07/2016	10/7/2016	B02UC060506	2002	PI	956000930	956000930	CDBG	\$9,326.44
	4	98	5659	10/7/2016	Completed	10/07/2016	10/7/2016	B02UC060506	2002	PI	956000930	956000930	CDBG	\$3,415.99
	5	99	5660	10/7/2016	Completed	10/07/2016	10/7/2016	B02UC060506	2002	PI	956000930	956000930	CDBG	\$2,756.11
	6	12	5678	10/7/2016	Completed	10/07/2016	10/7/2016	B02UC060506	2002	PI	956000930	956000930	CDBG	\$1,288.52
	7	26	5690	10/7/2016	Completed	10/07/2016	10/7/2016	B02UC060506	2002	PI	956000930	956000930	CDBG	\$8,780.37
	10	101	5812	10/7/2016	Completed	10/07/2016	10/7/2016	B02UC060506	2002	PI	956000930	956000930	CDBG	\$1,220.52
	11	105	5813	10/7/2016	Completed	10/07/2016	10/7/2016	B02UC060506	2002	PI	956000930	956000930	CDBG	\$105.10
	12	106	5814	10/7/2016	Completed	10/07/2016	10/7/2016	B02UC060506	2002	PI	956000930	956000930	CDBG	\$996.27
	13	72	5815	10/7/2016	Completed	10/07/2016	10/7/2016	B02UC060506	2002	PI	956000930	956000930	CDBG	\$1,101.37
	14	55	5819	10/7/2016	Completed	10/07/2016	10/7/2016	B02UC060506	2002	PI	956000930	956000930	CDBG	\$514.01
	15	102	5821	10/7/2016	Completed	10/07/2016	10/7/2016	B02UC060506	2002	PI	956000930	956000930	CDBG	\$1,309.05
	16	79	5822	10/7/2016	Completed	10/07/2016	10/7/2016	B02UC060506	2002	PI	956000930	956000930	CDBG	\$666.36
	17	50	5823	10/7/2016	Completed	10/07/2016	10/7/2016	B02UC060506	2002	PI	956000930	956000930	CDBG	\$1,239.33
	18	76	5824	10/7/2016	Completed	10/07/2016	10/7/2016	B02UC060506	2002	PI	956000930	956000930	CDBG	\$85.71
	19	64	5885	10/7/2016	Completed	10/07/2016	10/7/2016	B02UC060506	2002	PI	956000930	956000930	CDBG	\$934.24
	20	65	5886	10/7/2016	Completed	10/07/2016	10/7/2016	B02UC060506	2002	PI	956000930	956000930	CDBG	\$1,312.20
	21	45	5925	10/7/2016	Completed	10/07/2016	10/7/2016	B02UC060506	2002	PI	956000930	956000930	CDBG	\$788.62
	22	99	5935	10/7/2016	Completed	10/07/2016	10/7/2016	B02UC060506	2002	PI	956000930	956000930	CDBG	\$788.62
	8	83	5693	10/7/2016	Revised	10/07/2016	10/7/2016	B02UC060506	2002	PI	956000930	956000930	CDBG	\$0.00
5971470	1	6	5845	10/7/2016	Completed	10/08/2016	10/7/2016	B16UC060506	2016	EN	956000930	956000930	CDBG	\$49,522.08
5971472	1	44	5594	10/7/2016	Completed	10/08/2016	10/7/2016	B14UC060506	2014	EN	956000930	956000930	CDBG	\$675.39
5971473	1	62	5759	10/7/2016	Completed	10/08/2016	10/7/2016	B15UC060506	2015	EN	956000930	956000930	CDBG	\$3,601.21

5976278	1	18	5851	10/24/2016	Completed	10/24/2016	10/24/2016	B02UC060506	2002	PI	956000930	956000930	CDBG	\$294.67
	10	45	5472	10/24/2016	Cancelled	10/24/2016	10/24/2016	B02UC060506	2002	PI	956000930	956000930	CDBG	\$0.00
	2	55	5740	10/24/2016	Completed	10/24/2016	10/24/2016	B02UC060506	2002	PI	956000930	956000930	CDBG	\$3,878.84
	3	37	5587	10/24/2016	Completed	10/24/2016	10/24/2016	B02UC060506	2002	PI	956000930	956000930	CDBG	\$9,200.00
	4	8	5847	10/24/2016	Completed	10/24/2016	10/24/2016	B02UC060506	2002	PI	956000930	956000930	CDBG	\$756.81
	5	7	5846	10/24/2016	Completed	10/24/2016	10/24/2016	B02UC060506	2002	PI	956000930	956000930	CDBG	\$9,228.19
	6	90	5906	10/24/2016	Completed	10/24/2016	10/24/2016	B02UC060506	2002	PI	956000930	956000930	CDBG	\$5,000.00
	7	101	5670	10/24/2016	Completed	10/24/2016	10/24/2016	B02UC060506	2002	PI	956000930	956000930	CDBG	\$600.00
	8	23	5858	10/24/2016	Completed	10/24/2016	10/24/2016	B02UC060506	2002	PI	956000930	956000930	CDBG	\$18,607.66
5976964	9	25	5860	10/24/2016	Completed	10/24/2016	10/24/2016	B02UC060506	2002	PI	956000930	956000930	CDBG	\$2,000.00
	1	101	5670	10/25/2016	Completed	10/25/2016	10/25/2016	B02UC060506	2002	PI	956000930	956000930	CDBG	\$11,908.85
	2	101	5670	10/25/2016	Completed	10/25/2016	10/25/2016	B04UC060506	2004	PI	956000930	956000930	CDBG	\$13,515.51
5977257	3	94	5643	10/25/2016	Completed	10/25/2016	10/25/2016	B04UC060506	2004	PI	956000930	956000930	CDBG	\$10,161.92
	1	8	5675	10/26/2016	Completed	10/27/2016	10/26/2016	B15UC060506	2015	EN	956000930	956000930	CDBG	\$1,655.69
	2	62	5759	10/26/2016	Completed	10/27/2016	10/26/2016	B15UC060506	2015	EN	956000930	956000930	CDBG	\$1,084.61
5977264	1	6	5845	10/26/2016	Completed	10/27/2016	10/26/2016	B16UC060506	2016	EN	956000930	956000930	CDBG	\$100,381.17
5980261	1	6	5845	11/3/2016	Completed	11/04/2016	11/3/2016	B16UC060506	2016	EN	956000930	956000930	CDBG	\$37,921.36
5980269	1	62	5759	11/3/2016	Completed	11/04/2016	11/3/2016	B15UC060506	2015	EN	956000930	956000930	CDBG	\$2,370.35
	2	8	5675	11/3/2016	Completed	11/04/2016	11/3/2016	B15UC060506	2015	EN	956000930	956000930	CDBG	\$1.99
5981928	1	45	5472	11/9/2016	Completed	11/09/2016	11/9/2016	B02UC060506	2002	PI	956000930	956000930	CDBG	\$468.50
	2	45	5472	11/9/2016	Completed	11/09/2016	11/9/2016	B04UC060506	2004	PI	956000930	956000930	CDBG	\$2,062.50
	3	18	5851	11/9/2016	Completed	11/09/2016	11/9/2016	B04UC060506	2004	PI	956000930	956000930	CDBG	\$73.67
	4	101	5812	11/9/2016	Completed	11/09/2016	11/9/2016	B04UC060506	2004	PI	956000930	956000930	CDBG	\$1,411.73
	5	119	5831	11/9/2016	Completed	11/09/2016	11/9/2016	B04UC060506	2004	PI	956000930	956000930	CDBG	\$16,651.89
	6	50	5735	11/9/2016	Completed	11/09/2016	11/9/2016	B04UC060506	2004	PI	956000930	956000930	CDBG	\$13,223.38
	7	76	5897	11/9/2016	Completed	11/09/2016	11/9/2016	B04UC060506	2004	PI	956000930	956000930	CDBG	\$2,010.82
	8	75	5896	11/9/2016	Completed	11/09/2016	11/9/2016	B04UC060506	2004	PI	956000930	956000930	CDBG	\$3,039.65
	9	88	5909	11/9/2016	Completed	11/09/2016	11/9/2016	B04UC060506	2004	PI	956000930	956000930	CDBG	\$10,329.66
5983023	23	83	5832	11/14/2016	Completed	10/07/2016	10/7/2016	B02UC060506	2002	PI	956000930	956000930	CDBG	\$917.89
	1	95	5197	11/14/2016	Completed	11/15/2016	11/15/2016	B04UC060506	2004	PI	956000930	956000930	CDBG	\$186.65
	2	45	5472	11/14/2016	Completed	11/15/2016	11/15/2016	B04UC060506	2004	PI	956000930	956000930	CDBG	\$1,356.86
	3	85	5512	11/14/2016	Completed	11/15/2016	11/15/2016	B04UC060506	2004	PI	956000930	956000930	CDBG	\$124.43
	4	16	5564	11/14/2016	Completed	11/15/2016	11/15/2016	B04UC060506	2004	PI	956000930	956000930	CDBG	\$7,155.91
	5	63	5613	11/14/2016	Completed	11/15/2016	11/15/2016	B04UC060506	2004	PI	956000930	956000930	CDBG	\$124.43
	6	98	5659	11/14/2016	Completed	11/15/2016	11/15/2016	B04UC060506	2004	PI	956000930	956000930	CDBG	\$3,121.33
	7	99	5660	11/14/2016	Completed	11/15/2016	11/15/2016	B04UC060506	2004	PI	956000930	956000930	CDBG	\$2,497.01
	8	12	5678	11/14/2016	Completed	11/15/2016	11/15/2016	B04UC060506	2004	PI	956000930	956000930	CDBG	\$1,795.74
	9	26	5690	11/14/2016	Completed	11/15/2016	11/15/2016	B04UC060506	2004	PI	956000930	956000930	CDBG	\$9,853.21
	10	83	5832	11/14/2016	Completed	11/15/2016	11/15/2016	B04UC060506	2004	PI	956000930	956000930	CDBG	\$107.99
	11	73	5745	11/14/2016	Completed	11/15/2016	11/15/2016	B04UC060506	2004	PI	956000930	956000930	CDBG	\$535.81
	12	68	5753	11/14/2016	Completed	11/15/2016	11/15/2016	B04UC060506	2004	PI	956000930	956000930	CDBG	\$373.29
	13	104	5794	11/14/2016	Completed	11/15/2016	11/15/2016	B04UC060506	2004	PI	956000930	956000930	CDBG	\$198.65
	14	101	5812	11/14/2016	Completed	11/15/2016	11/15/2016	B04UC060506	2004	PI	956000930	956000930	CDBG	\$3,148.95
	15	105	5813	11/14/2016	Completed	11/15/2016	11/15/2016	B04UC060506	2004	PI	956000930	956000930	CDBG	\$141.48
	16	106	5814	11/14/2016	Completed	11/15/2016	11/15/2016	B04UC060506	2004	PI	956000930	956000930	CDBG	\$3,793.75
	17	72	5815	11/14/2016	Completed	11/15/2016	11/15/2016	B04UC060506	2004	PI	956000930	956000930	CDBG	\$816.07
	18	100	5818	11/14/2016	Completed	11/15/2016	11/15/2016	B04UC060506	2004	PI	956000930	956000930	CDBG	\$47.61
	19	55	5819	11/14/2016	Completed	11/15/2016	11/15/2016	B04UC060506	2004	PI	956000930	956000930	CDBG	\$2,066.08

	20	102	5821	11/14/2016	Completed	11/15/2016	11/15/2016	B04UC060506	2004	PI	956000930	956000930	CDBG	\$2,419.09
	21	79	5822	11/14/2016	Completed	11/15/2016	11/15/2016	B04UC060506	2004	PI	956000930	956000930	CDBG	\$529.04
	22	50	5823	11/14/2016	Completed	11/15/2016	11/15/2016	B04UC060506	2004	PI	956000930	956000930	CDBG	\$230.65
	23	76	5824	11/14/2016	Completed	11/15/2016	11/15/2016	B04UC060506	2004	PI	956000930	956000930	CDBG	\$87.43
	24	80	5825	11/14/2016	Completed	11/15/2016	11/15/2016	B04UC060506	2004	PI	956000930	956000930	CDBG	\$47.61
	25	15	5848	11/14/2016	Completed	11/15/2016	11/15/2016	B04UC060506	2004	PI	956000930	956000930	CDBG	\$557.07
	26	16	5849	11/14/2016	Completed	11/15/2016	11/15/2016	B04UC060506	2004	PI	956000930	956000930	CDBG	\$769.37
	27	64	5885	11/14/2016	Completed	11/15/2016	11/15/2016	B04UC060506	2004	PI	956000930	956000930	CDBG	\$431.94
	28	65	5886	11/14/2016	Completed	11/15/2016	11/15/2016	B04UC060506	2004	PI	956000930	956000930	CDBG	\$1,859.47
	29	97	5911	11/14/2016	Completed	11/15/2016	11/15/2016	B04UC060506	2004	PI	956000930	956000930	CDBG	\$254.46
	30	45	5925	11/14/2016	Completed	11/15/2016	11/15/2016	B04UC060506	2004	PI	956000930	956000930	CDBG	\$1,579.23
	31	99	5935	11/14/2016	Completed	11/15/2016	11/15/2016	B04UC060506	2004	PI	956000930	956000930	CDBG	\$1,926.38
	32	80	5900	11/14/2016	Completed	11/15/2016	11/15/2016	B04UC060506	2004	PI	956000930	956000930	CDBG	\$325.87
5983296	1	73	5745	11/15/2016	Completed	11/15/2016	11/15/2016	B02UC060506	2002	PI	956000930	956000930	CDBG	\$51.72
5983320	1	6	5845	11/15/2016	Completed	11/16/2016	11/15/2016	B16UC060506	2016	EN	956000930	956000930	CDBG	\$4,469.95
5983341	1	8	5847	11/15/2016	Completed	11/15/2016	11/15/2016	B04UC060506	2004	PI	956000930	956000930	CDBG	\$691.28
	2	7	5846	11/15/2016	Completed	11/15/2016	11/15/2016	B04UC060506	2004	PI	956000930	956000930	CDBG	\$8,836.73
	4	15	5848	11/15/2016	Completed	11/15/2016	11/15/2016	B04UC060506	2004	PI	956000930	956000930	CDBG	\$2,360.18
	5	45	5472	11/15/2016	Completed	11/15/2016	11/15/2016	B04UC060506	2004	PI	956000930	956000930	CDBG	\$20,158.73
	6	47	5875	11/15/2016	Completed	11/15/2016	11/15/2016	B04UC060506	2004	PI	956000930	956000930	CDBG	\$6,743.31
	7	38	5588	11/15/2016	Completed	11/15/2016	11/15/2016	B04UC060506	2004	PI	956000930	956000930	CDBG	\$4,545.00
	8	57	5754	11/15/2016	Completed	11/15/2016	11/15/2016	B04UC060506	2004	PI	956000930	956000930	CDBG	\$3,610.00
	9	116	5809	11/15/2016	Completed	11/15/2016	11/15/2016	B04UC060506	2004	PI	956000930	956000930	CDBG	\$69,751.24
5986445	1	6	5845	11/23/2016	Completed	11/24/2016	11/23/2016	B16UC060506	2016	EN	956000930	956000930	CDBG	\$19,874.01
5986446	1	62	5759	11/23/2016	Completed	11/24/2016	11/23/2016	B15UC060506	2015	EN	956000930	956000930	CDBG	\$6.31
5988596	1	6	5845	12/2/2016	Completed	12/03/2016	12/2/2016	B16UC060506	2016	EN	956000930	956000930	CDBG	\$33,193.99
	2	62	5759	12/2/2016	Completed	12/03/2016	12/2/2016	B15UC060506	2015	EN	956000930	956000930	CDBG	\$4,837.86
5990156	1	95	5197	12/7/2016	Completed	12/07/2016	12/7/2016	B04UC060506	2004	PI	956000930	956000930	CDBG	\$2,814.18
	23	80	5825	12/7/2016	Cancelled	12/07/2016	12/7/2016	B04UC060506	2004	PI	956000930	956000930	CDBG	\$0.00
	32	44	5873	12/7/2016	Cancelled	12/07/2016	12/7/2016	B04UC060506	2004	PI	956000930	956000930	CDBG	\$0.00
	2	45	5472	12/7/2016	Completed	12/07/2016	12/7/2016	B04UC060506	2004	PI	956000930	956000930	CDBG	\$2,051.27
	3	85	5512	12/7/2016	Completed	12/07/2016	12/7/2016	B04UC060506	2004	PI	956000930	956000930	CDBG	\$2,235.97
	4	63	5613	12/7/2016	Completed	12/07/2016	12/7/2016	B04UC060506	2004	PI	956000930	956000930	CDBG	\$2,112.26
	5	94	5643	12/7/2016	Completed	12/07/2016	12/7/2016	B04UC060506	2004	PI	956000930	956000930	CDBG	\$833.98
	6	98	5659	12/7/2016	Completed	12/07/2016	12/7/2016	B04UC060506	2004	PI	956000930	956000930	CDBG	\$3,128.07
	7	99	5660	12/7/2016	Completed	12/07/2016	12/7/2016	B04UC060506	2004	PI	956000930	956000930	CDBG	\$2,453.42
	8	101	5670	12/7/2016	Completed	12/07/2016	12/7/2016	B04UC060506	2004	PI	956000930	956000930	CDBG	\$14,160.00
	9	12	5678	12/7/2016	Completed	12/07/2016	12/7/2016	B04UC060506	2004	PI	956000930	956000930	CDBG	\$1,191.16
	10	26	5690	12/7/2016	Completed	12/07/2016	12/7/2016	B04UC060506	2004	PI	956000930	956000930	CDBG	\$11,404.41
	11	73	5745	12/7/2016	Completed	12/07/2016	12/7/2016	B04UC060506	2004	PI	956000930	956000930	CDBG	\$268.89
	12	68	5753	12/7/2016	Completed	12/07/2016	12/7/2016	B04UC060506	2004	PI	956000930	956000930	CDBG	\$2,792.03
	13	116	5809	12/7/2016	Completed	12/07/2016	12/7/2016	B04UC060506	2004	PI	956000930	956000930	CDBG	\$76.49
	14	101	5812	12/7/2016	Completed	12/07/2016	12/7/2016	B04UC060506	2004	PI	956000930	956000930	CDBG	\$4,522.47
	15	105	5813	12/7/2016	Completed	12/07/2016	12/7/2016	B04UC060506	2004	PI	956000930	956000930	CDBG	\$945.63
	16	106	5814	12/7/2016	Completed	12/07/2016	12/7/2016	B04UC060506	2004	PI	956000930	956000930	CDBG	\$1,044.59
	17	72	5815	12/7/2016	Completed	12/07/2016	12/7/2016	B04UC060506	2004	PI	956000930	956000930	CDBG	\$772.44
	18	55	5819	12/7/2016	Completed	12/07/2016	12/7/2016	B04UC060506	2004	PI	956000930	956000930	CDBG	\$1,389.63
	19	102	5821	12/7/2016	Completed	12/07/2016	12/7/2016	B04UC060506	2004	PI	956000930	956000930	CDBG	\$1,403.09

	20	79	5822	12/7/2016	Completed	12/07/2016	12/7/2016	B04UC060506	2004	PI	956000930	956000930	CDBG	\$1,018.82
	21	50	5823	12/7/2016	Completed	12/07/2016	12/7/2016	B04UC060506	2004	PI	956000930	956000930	CDBG	\$243.39
	22	76	5824	12/7/2016	Completed	12/07/2016	12/7/2016	B04UC060506	2004	PI	956000930	956000930	CDBG	\$235.80
	24	48	5827	12/7/2016	Completed	12/07/2016	12/7/2016	B04UC060506	2004	PI	956000930	956000930	CDBG	\$71.53
	25	83	5832	12/7/2016	Completed	12/07/2016	12/7/2016	B04UC060506	2004	PI	956000930	956000930	CDBG	\$1,266.21
	26	15	5848	12/7/2016	Completed	12/07/2016	12/7/2016	B04UC060506	2004	PI	956000930	956000930	CDBG	\$674.82
	27	16	5849	12/7/2016	Completed	12/07/2016	12/7/2016	B04UC060506	2004	PI	956000930	956000930	CDBG	\$1,868.65
	28	18	5851	12/7/2016	Completed	12/07/2016	12/7/2016	B04UC060506	2004	PI	956000930	956000930	CDBG	\$547.99
	29	25	5860	12/7/2016	Completed	12/07/2016	12/7/2016	B04UC060506	2004	PI	956000930	956000930	CDBG	\$3,937.16
	30	34	5869	12/7/2016	Completed	12/07/2016	12/7/2016	B04UC060506	2004	PI	956000930	956000930	CDBG	\$10,000.00
	31	37	5872	12/7/2016	Completed	12/07/2016	12/7/2016	B04UC060506	2004	PI	956000930	956000930	CDBG	\$5,000.00
	33	47	5875	12/7/2016	Completed	12/07/2016	12/7/2016	B04UC060506	2004	PI	956000930	956000930	CDBG	\$2,155.04
5992390	1	6	5845	12/14/2016	Completed	12/16/2016	12/15/2016	B16UC060506	2016	EN	956000930	956000930	CDBG	\$32,025.00
5992392	1	62	5759	12/14/2016	Completed	12/16/2016	12/15/2016	B15UC060506	2015	EN	956000930	956000930	CDBG	\$676.35
	2	8	5675	12/14/2016	Completed	12/16/2016	12/15/2016	B15UC060506	2015	EN	956000930	956000930	CDBG	\$162.00
5992397	1	74	5747	12/14/2016	Completed	12/16/2016	12/15/2016	B15UC060506	2015	EN	956000930	956000930	CDBG	\$28,616.74
5992403	1	7	5846	12/14/2016	Completed	12/16/2016	12/15/2016	B16UC060506	2016	EN	956000930	956000930	CDBG	\$10,557.10
	2	8	5847	12/14/2016	Completed	12/16/2016	12/15/2016	B16UC060506	2016	EN	956000930	956000930	CDBG	\$1,332.54
	3	15	5848	12/14/2016	Completed	12/16/2016	12/15/2016	B16UC060506	2016	EN	956000930	956000930	CDBG	\$215.99
5992416	1	74	5895	12/14/2016	Completed	12/16/2016	12/15/2016	B16UC060506	2016	EN	956000930	956000930	CDBG	\$5,298.41
	2	26	5861	12/14/2016	Completed	12/16/2016	12/15/2016	B16UC060506	2016	EN	956000930	956000930	CDBG	\$55,075.85
	3	86	5924	12/14/2016	Completed	12/16/2016	12/15/2016	B16UC060506	2016	EN	956000930	956000930	CDBG	\$7,905.00
5992428	1	47	5875	12/14/2016	Completed	12/15/2016	12/15/2016	B03UC060506	2003	LA	956000930	956000930	CDBG	\$5,031.32
	2	64	5885	12/14/2016	Completed	12/15/2016	12/15/2016	B03UC060506	2003	LA	956000930	956000930	CDBG	\$1,117.07
	3	65	5886	12/14/2016	Completed	12/15/2016	12/15/2016	B03UC060506	2003	LA	956000930	956000930	CDBG	\$899.41
	4	70	5891	12/14/2016	Completed	12/15/2016	12/15/2016	B03UC060506	2003	LA	956000930	956000930	CDBG	\$6,807.22
	5	75	5896	12/14/2016	Completed	12/15/2016	12/15/2016	B03UC060506	2003	LA	956000930	956000930	CDBG	\$2,137.77
	6	76	5897	12/14/2016	Completed	12/15/2016	12/15/2016	B03UC060506	2003	LA	956000930	956000930	CDBG	\$1,361.50
	7	79	5899	12/14/2016	Completed	12/15/2016	12/15/2016	B03UC060506	2003	LA	956000930	956000930	CDBG	\$170.20
	8	80	5900	12/14/2016	Completed	12/15/2016	12/15/2016	B03UC060506	2003	LA	956000930	956000930	CDBG	\$608.68
	9	78	5903	12/14/2016	Completed	12/15/2016	12/15/2016	B03UC060506	2003	LA	956000930	956000930	CDBG	\$143.06
	10	88	5909	12/14/2016	Completed	12/15/2016	12/15/2016	B03UC060506	2003	LA	956000930	956000930	CDBG	\$10,271.09
	11	97	5911	12/14/2016	Completed	12/15/2016	12/15/2016	B03UC060506	2003	LA	956000930	956000930	CDBG	\$143.06
	12	45	5925	12/14/2016	Completed	12/15/2016	12/15/2016	B03UC060506	2003	LA	956000930	956000930	CDBG	\$894.53
	13	101	5938	12/14/2016	Completed	12/15/2016	12/15/2016	B03UC060506	2003	LA	956000930	956000930	CDBG	\$1,504.09
	14	26	5861	12/14/2016	Completed	12/15/2016	12/15/2016	B03UC060506	2003	LA	956000930	956000930	CDBG	\$152,076.26
	15	26	5861	12/14/2016	Completed	12/15/2016	12/15/2016	B04UC060506	2004	LA	956000930	956000930	CDBG	\$8,579.41
	16	15	5848	12/14/2016	Completed	12/15/2016	12/15/2016	B04UC060506	2004	LA	956000930	956000930	CDBG	\$18.53
5992498	1	26	5861	12/14/2016	Completed	12/15/2016	12/15/2016	B16UC060506	2016	PI	956000930	956000930	CDBG	\$14,302.91
5995316	1	6	5845	12/22/2016	Completed	12/23/2016	12/22/2016	B16UC060506	2016	EN	956000930	956000930	CDBG	\$34,899.92
5995343	1	16	5564	12/22/2016	Completed	12/23/2016	12/22/2016	B14UC060506	2014	EN	956000930	956000930	CDBG	\$148.45
	2	98	5659	12/22/2016	Completed	12/23/2016	12/22/2016	B14UC060506	2014	EN	956000930	956000930	CDBG	\$1,398.83
	3	45	5472	12/22/2016	Completed	12/23/2016	12/22/2016	B14UC060506	2014	EN	956000930	956000930	CDBG	\$720.83
	4	99	5660	12/22/2016	Completed	12/23/2016	12/22/2016	B14UC060506	2014	EN	956000930	956000930	CDBG	\$1,490.65
	5	102	5821	12/22/2016	Completed	12/23/2016	12/22/2016	B14UC060506	2014	EN	956000930	956000930	CDBG	\$93.45
	6	106	5814	12/22/2016	Completed	12/23/2016	12/22/2016	B14UC060506	2014	EN	956000930	956000930	CDBG	\$282.82
	7	76	5824	12/22/2016	Completed	12/23/2016	12/22/2016	B14UC060506	2014	EN	956000930	956000930	CDBG	\$227.49
	8	79	5822	12/22/2016	Completed	12/23/2016	12/22/2016	B14UC060506	2014	EN	956000930	956000930	CDBG	\$359.63

5995355	9	101	5812	12/22/2016	Completed	12/23/2016	12/22/2016	B14UC060506	2014	EN	956000930	956000930	CDBG	\$2,276.16
	10	73	5745	12/22/2016	Completed	12/23/2016	12/22/2016	B14UC060506	2014	EN	956000930	956000930	CDBG	\$454.99
	11	65	5886	12/22/2016	Completed	12/23/2016	12/22/2016	B14UC060506	2014	EN	956000930	956000930	CDBG	\$186.73
	12	37	5464	12/22/2016	Completed	12/23/2016	12/22/2016	B14UC060506	2014	EN	956000930	956000930	CDBG	\$445.35
	13	48	5827	12/22/2016	Completed	12/23/2016	12/22/2016	B14UC060506	2014	EN	956000930	956000930	CDBG	\$56.87
	14	95	5197	12/22/2016	Completed	12/23/2016	12/22/2016	B14UC060506	2014	EN	956000930	956000930	CDBG	\$1,312.40
	15	63	5613	12/22/2016	Completed	12/23/2016	12/22/2016	B14UC060506	2014	EN	956000930	956000930	CDBG	\$874.92
	16	85	5512	12/22/2016	Completed	12/23/2016	12/22/2016	B14UC060506	2014	EN	956000930	956000930	CDBG	\$1,487.37
	1	102	5821	12/22/2016	Completed	12/23/2016	12/22/2016	B16UC060506	2016	EN	956000930	956000930	CDBG	\$1,650.94
	2	106	5814	12/22/2016	Completed	12/23/2016	12/22/2016	B16UC060506	2016	EN	956000930	956000930	CDBG	\$801.69
	3	79	5822	12/22/2016	Completed	12/23/2016	12/22/2016	B16UC060506	2016	EN	956000930	956000930	CDBG	\$704.33
	4	50	5823	12/22/2016	Completed	12/23/2016	12/22/2016	B16UC060506	2016	EN	956000930	956000930	CDBG	\$113.75
5995359	5	64	5885	12/22/2016	Completed	12/23/2016	12/22/2016	B16UC060506	2016	EN	956000930	956000930	CDBG	\$521.90
	6	45	5925	12/22/2016	Completed	12/23/2016	12/22/2016	B16UC060506	2016	EN	956000930	956000930	CDBG	\$1,336.04
	7	80	5900	12/22/2016	Completed	12/23/2016	12/22/2016	B16UC060506	2016	EN	956000930	956000930	CDBG	\$642.75
	8	78	5903	12/22/2016	Completed	12/23/2016	12/22/2016	B16UC060506	2016	EN	956000930	956000930	CDBG	\$682.48
	9	79	5899	12/22/2016	Completed	12/23/2016	12/22/2016	B16UC060506	2016	EN	956000930	956000930	CDBG	\$227.49
	10	16	5849	12/22/2016	Completed	12/23/2016	12/22/2016	B16UC060506	2016	EN	956000930	956000930	CDBG	\$1,285.59
	11	101	5938	12/22/2016	Completed	12/23/2016	12/22/2016	B16UC060506	2016	EN	956000930	956000930	CDBG	\$148.45
	12	15	5848	12/22/2016	Completed	12/23/2016	12/22/2016	B16UC060506	2016	EN	956000930	956000930	CDBG	\$641.21
	1	62	5759	12/22/2016	Completed	12/23/2016	12/22/2016	B15UC060506	2015	EN	956000930	956000930	CDBG	\$3,177.09
	2	26	5690	12/22/2016	Completed	12/23/2016	12/22/2016	B15UC060506	2015	EN	956000930	956000930	CDBG	\$5,924.17
	3	12	5678	12/22/2016	Completed	12/23/2016	12/22/2016	B15UC060506	2015	EN	956000930	956000930	CDBG	\$550.97
	4	68	5753	12/22/2016	Completed	12/23/2016	12/22/2016	B15UC060506	2015	EN	956000930	956000930	CDBG	\$962.42
5995533	1	103	5944	12/22/2016	Completed	12/22/2016	12/22/2016	B16UC060506	2016	PI	956000930	956000930	CDBG	\$1,102.68
5995537	1	16	5564	12/22/2016	Revised	12/23/2016	12/22/2016	B14UC060506	2014	EN	956000930	956000930	CDBG	\$0.00
5995544	2	98	5659	12/22/2016	Completed	12/23/2016	12/22/2016	B14UC060506	2014	EN	956000930	956000930	CDBG	\$258.10
	3	99	5660	12/22/2016	Completed	12/23/2016	12/22/2016	B14UC060506	2014	EN	956000930	956000930	CDBG	\$258.10
	4	101	5670	12/22/2016	Completed	12/23/2016	12/22/2016	B14UC060506	2014	EN	956000930	956000930	CDBG	\$21,199.83
	1	102	5785	12/22/2016	Completed	12/23/2016	12/22/2016	B14UC060506	2014	EN	956000930	956000930	CDBG	\$3,948.00
	2	101	5812	12/22/2016	Completed	12/23/2016	12/22/2016	B14UC060506	2014	EN	956000930	956000930	CDBG	\$370.82
5995546	1	8	5675	12/22/2016	Completed	12/23/2016	12/22/2016	B15UC060506	2015	EN	956000930	956000930	CDBG	\$386.11
5995547	1	25	5860	12/22/2016	Completed	12/23/2016	12/22/2016	B16UC060506	2016	EN	956000930	956000930	CDBG	\$5,882.90
5996143	2	58	5880	12/22/2016	Completed	12/23/2016	12/22/2016	B16UC060506	2016	EN	956000930	956000930	CDBG	\$10,000.00
	3	61	5883	12/22/2016	Completed	12/23/2016	12/22/2016	B16UC060506	2016	EN	956000930	956000930	CDBG	\$24,237.85
	4	64	5885	12/22/2016	Completed	12/23/2016	12/22/2016	B16UC060506	2016	EN	956000930	956000930	CDBG	\$26,481.05
	5	43	5933	12/22/2016	Completed	12/23/2016	12/22/2016	B16UC060506	2016	EN	956000930	956000930	CDBG	\$10,701.75
	1	6	5845	12/27/2016	Completed	12/28/2016	12/27/2016	B16UC060506	2016	EN	956000930	956000930	CDBG	\$4,993.95
5999758	1	62	5759	1/10/2017	Completed	01/11/2017	1/10/2017	B15UC060506	2015	EN	956000930	956000930	CDBG	\$1,203.23
5999762	1	6	5845	1/10/2017	Completed	01/11/2017	1/10/2017	B16UC060506	2016	EN	956000930	956000930	CDBG	\$28,923.85
5999784	1	21	5856	1/10/2017	Completed	01/11/2017	1/10/2017	B16UC060506	2016	EN	956000930	956000930	CDBG	\$19,517.34
	2	15	5848	1/10/2017	Completed	01/11/2017	1/10/2017	B16UC060506	2016	EN	956000930	956000930	CDBG	\$1,260.02
	3	75	5896	1/10/2017	Completed	01/11/2017	1/10/2017	B16UC060506	2016	EN	956000930	956000930	CDBG	\$1,373.81
	4	76	5897	1/10/2017	Completed	01/11/2017	1/10/2017	B16UC060506	2016	EN	956000930	956000930	CDBG	\$1,270.62
	5	102	5940	1/10/2017	Completed	01/11/2017	1/10/2017	B16UC060506	2016	EN	956000930	956000930	CDBG	\$1,034.37
	6	85	5923	1/10/2017	Completed	01/11/2017	1/10/2017	B16UC060506	2016	EN	956000930	956000930	CDBG	\$29.33
	7	64	5885	1/10/2017	Completed	01/11/2017	1/10/2017	B16UC060506	2016	EN	956000930	956000930	CDBG	\$142.13
	8	102	5821	1/10/2017	Completed	01/11/2017	1/10/2017	B16UC060506	2016	EN	956000930	956000930	CDBG	\$217.83

5999794	9	106	5814	1/10/2017	Completed	01/11/2017	1/10/2017	B16UC060506	2016	EN	956000930	956000930	CDBG	\$223.92
	10	79	5822	1/10/2017	Completed	01/11/2017	1/10/2017	B16UC060506	2016	EN	956000930	956000930	CDBG	\$911.97
	11	45	5925	1/10/2017	Completed	01/11/2017	1/10/2017	B16UC060506	2016	EN	956000930	956000930	CDBG	\$892.25
	12	80	5900	1/10/2017	Completed	01/11/2017	1/10/2017	B16UC060506	2016	EN	956000930	956000930	CDBG	\$176.04
	13	78	5903	1/10/2017	Completed	01/11/2017	1/10/2017	B16UC060506	2016	EN	956000930	956000930	CDBG	\$88.01
	14	79	5899	1/10/2017	Completed	01/11/2017	1/10/2017	B16UC060506	2016	EN	956000930	956000930	CDBG	\$205.37
	15	97	5911	1/10/2017	Completed	01/11/2017	1/10/2017	B16UC060506	2016	EN	956000930	956000930	CDBG	\$176.04
	16	16	5849	1/10/2017	Completed	01/11/2017	1/10/2017	B16UC060506	2016	EN	956000930	956000930	CDBG	\$1,209.90
	17	27	5862	1/10/2017	Completed	01/11/2017	1/10/2017	B16UC060506	2016	EN	956000930	956000930	CDBG	\$691.37
	1	55	5819	1/10/2017	Completed	01/11/2017	1/10/2017	B15UC060506	2015	EN	956000930	956000930	CDBG	\$1,636.24
	2	83	5693	1/10/2017	Completed	01/11/2017	1/10/2017	B15UC060506	2015	EN	956000930	956000930	CDBG	\$10,861.54
	3	102	5821	1/10/2017	Completed	01/11/2017	1/10/2017	B15UC060506	2015	EN	956000930	956000930	CDBG	\$1,150.13
	4	68	5753	1/10/2017	Completed	01/11/2017	1/10/2017	B15UC060506	2015	EN	956000930	956000930	CDBG	\$86.43
	5	26	5690	1/10/2017	Completed	01/11/2017	1/10/2017	B15UC060506	2015	EN	956000930	956000930	CDBG	\$5,436.46
	1	104	5794	1/10/2017	Completed	01/11/2017	1/10/2017	B14UC060506	2014	EN	956000930	956000930	CDBG	\$9,017.34
	2	98	5659	1/10/2017	Completed	01/11/2017	1/10/2017	B14UC060506	2014	EN	956000930	956000930	CDBG	\$1,321.32
5999800	3	45	5472	1/10/2017	Completed	01/11/2017	1/10/2017	B14UC060506	2014	EN	956000930	956000930	CDBG	\$604.95
	4	99	5660	1/10/2017	Completed	01/11/2017	1/10/2017	B14UC060506	2014	EN	956000930	956000930	CDBG	\$1,234.90
	5	83	5832	1/10/2017	Completed	01/11/2017	1/10/2017	B14UC060506	2014	EN	956000930	956000930	CDBG	\$522.49
	6	65	5886	1/10/2017	Completed	01/11/2017	1/10/2017	B14UC060506	2014	EN	956000930	956000930	CDBG	\$142.13
	7	101	5812	1/10/2017	Completed	01/11/2017	1/10/2017	B14UC060506	2014	EN	956000930	956000930	CDBG	\$1,013.47
	8	82	5354	1/10/2017	Completed	01/11/2017	1/10/2017	B14UC060506	2014	EN	956000930	956000930	CDBG	\$172.85
	9	37	5464	1/10/2017	Completed	01/11/2017	1/10/2017	B14UC060506	2014	EN	956000930	956000930	CDBG	\$86.43
	10	65	5769	1/10/2017	Completed	01/11/2017	1/10/2017	B14UC060506	2014	EN	956000930	956000930	CDBG	\$455.99
	11	73	5745	1/10/2017	Completed	01/11/2017	1/10/2017	B14UC060506	2014	EN	956000930	956000930	CDBG	\$352.08
	12	95	5197	1/10/2017	Completed	01/11/2017	1/10/2017	B14UC060506	2014	EN	956000930	956000930	CDBG	\$86.43
	13	63	5613	1/10/2017	Completed	01/11/2017	1/10/2017	B14UC060506	2014	EN	956000930	956000930	CDBG	\$86.43
	14	85	5512	1/10/2017	Completed	01/11/2017	1/10/2017	B14UC060506	2014	EN	956000930	956000930	CDBG	\$86.43
	15	55	5819	1/10/2017	Completed	01/11/2017	1/10/2017	B14UC060506	2014	EN	956000930	956000930	CDBG	\$139.12
6001341	1	8	5847	1/13/2017	Completed	01/14/2017	1/13/2017	B16UC060506	2016	EN	956000930	956000930	CDBG	\$1,332.54
	2	7	5846	1/13/2017	Completed	01/14/2017	1/13/2017	B16UC060506	2016	EN	956000930	956000930	CDBG	\$8,888.71
	3	31	5866	1/13/2017	Completed	01/14/2017	1/13/2017	B16UC060506	2016	EN	956000930	956000930	CDBG	\$13,000.00
6001348	1	6	5845	1/13/2017	Completed	01/14/2017	1/13/2017	B16UC060506	2016	EN	956000930	956000930	CDBG	\$13,328.23
6001375	1	62	5759	1/13/2017	Completed	01/14/2017	1/13/2017	B15UC060506	2015	EN	956000930	956000930	CDBG	\$6.22
	2	12	5678	1/13/2017	Completed	01/14/2017	1/13/2017	B15UC060506	2015	EN	956000930	956000930	CDBG	\$90.00
	3	83	5693	1/13/2017	Completed	01/14/2017	1/13/2017	B15UC060506	2015	EN	956000930	956000930	CDBG	\$9,386.99
6001377	1	37	5464	1/13/2017	Completed	01/14/2017	1/13/2017	B14UC060506	2014	EN	956000930	956000930	CDBG	\$294.66
6001379	1	103	5944	1/13/2017	Completed	01/13/2017	1/13/2017	B16UC060506	2016	PI	956000930	956000930	CDBG	\$2,473.05
6005706	1	6	5845	1/26/2017	Completed	01/31/2017	1/30/2017	B16UC060506	2016	EN	956000930	956000930	CDBG	\$16,013.42
6005708	1	62	5759	1/26/2017	Completed	01/31/2017	1/30/2017	B15UC060506	2015	EN	956000930	956000930	CDBG	\$412.73
6005710	1	16	5564	1/26/2017	Revised	01/31/2017	1/30/2017	B14UC060506	2014	EN	956000930	956000930	CDBG	\$0.00
	2	101	5812	1/26/2017	Completed	01/31/2017	1/30/2017	B14UC060506	2014	EN	956000930	956000930	CDBG	\$304.21
6005711	1	12	5678	1/26/2017	Completed	01/31/2017	1/30/2017	B15UC060506	2015	EN	956000930	956000930	CDBG	\$430.92
	2	105	5795	1/26/2017	Completed	01/31/2017	1/30/2017	B15UC060506	2015	EN	956000930	956000930	CDBG	\$32,613.39
6005716	1	25	5860	1/26/2017	Completed	01/31/2017	1/30/2017	B16UC060506	2016	EN	956000930	956000930	CDBG	\$6,794.69
	2	33	5868	1/26/2017	Completed	01/31/2017	1/30/2017	B16UC060506	2016	EN	956000930	956000930	CDBG	\$5,323.80
6005718	3	47	5875	1/26/2017	Completed	01/31/2017	1/30/2017	B16UC060506	2016	EN	956000930	956000930	CDBG	\$6,974.94
	1	68	5889	1/26/2017	Completed	01/31/2017	1/30/2017	B16UC060506	2016	EN	956000930	956000930	CDBG	\$2,075.36

6008012	2	87	5907	1/26/2017	Completed	01/31/2017	1/30/2017	B16UC060506	2016	EN	956000930	956000930	CDBG	\$10,000.00
	3	41	5926	1/26/2017	Completed	01/31/2017	1/30/2017	B16UC060506	2016	EN	956000930	956000930	CDBG	\$50,000.00
	4	15	5848	1/26/2017	Completed	01/31/2017	1/30/2017	B16UC060506	2016	EN	956000930	956000930	CDBG	\$106.80
	1	26	5690	2/2/2017	Completed	02/07/2017	2/6/2017	B15UC060506	2015	EN	956000930	956000930	CDBG	\$11,534.63
	2	57	5754	2/2/2017	Completed	02/07/2017	2/6/2017	B15UC060506	2015	EN	956000930	956000930	CDBG	\$448.00
6008032	3	55	5819	2/2/2017	Completed	02/07/2017	2/6/2017	B15UC060506	2015	EN	956000930	956000930	CDBG	\$93.00
	4	102	5821	2/2/2017	Completed	02/07/2017	2/6/2017	B15UC060506	2015	EN	956000930	956000930	CDBG	\$3,628.08
	5	83	5832	2/2/2017	Completed	02/07/2017	2/6/2017	B15UC060506	2015	EN	956000930	956000930	CDBG	\$435.57
	1	45	5472	2/2/2017	Completed	02/07/2017	2/6/2017	B14UC060506	2014	EN	956000930	956000930	CDBG	\$667.76
	2	16	5564	2/2/2017	Completed	02/07/2017	2/6/2017	B14UC060506	2014	EN	956000930	956000930	CDBG	\$338.59
6008035	3	51	5601	2/2/2017	Completed	02/07/2017	2/6/2017	B14UC060506	2014	EN	956000930	956000930	CDBG	\$616.43
	4	94	5643	2/2/2017	Completed	02/07/2017	2/6/2017	B14UC060506	2014	EN	956000930	956000930	CDBG	\$371.78
	5	98	5659	2/2/2017	Completed	02/07/2017	2/6/2017	B14UC060506	2014	EN	956000930	956000930	CDBG	\$2,663.86
	6	99	5660	2/2/2017	Completed	02/07/2017	2/6/2017	B14UC060506	2014	EN	956000930	956000930	CDBG	\$2,710.72
	7	73	5745	2/2/2017	Completed	02/07/2017	2/6/2017	B14UC060506	2014	EN	956000930	956000930	CDBG	\$511.51
6008118	8	65	5769	2/2/2017	Completed	02/07/2017	2/6/2017	B14UC060506	2014	EN	956000930	956000930	CDBG	\$599.08
	9	101	5812	2/2/2017	Completed	02/07/2017	2/6/2017	B14UC060506	2014	EN	956000930	956000930	CDBG	\$1,121.16
	10	105	5813	2/2/2017	Completed	02/07/2017	2/6/2017	B14UC060506	2014	EN	956000930	956000930	CDBG	\$1,555.01
	11	72	5815	2/2/2017	Completed	02/07/2017	2/6/2017	B14UC060506	2014	EN	956000930	956000930	CDBG	\$443.63
	12	83	5832	2/2/2017	Completed	02/07/2017	2/6/2017	B14UC060506	2014	EN	956000930	956000930	CDBG	\$23.84
6008130	13	65	5886	2/2/2017	Completed	02/07/2017	2/6/2017	B14UC060506	2014	EN	956000930	956000930	CDBG	\$517.15
	14	84	5921	2/2/2017	Completed	02/07/2017	2/6/2017	B14UC060506	2014	EN	956000930	956000930	CDBG	\$422.49
	1	106	5814	2/2/2017	Completed	02/07/2017	2/6/2017	B16UC060506	2016	EN	956000930	956000930	CDBG	\$128.64
	2	79	5822	2/2/2017	Completed	02/07/2017	2/6/2017	B16UC060506	2016	EN	956000930	956000930	CDBG	\$1,676.72
	3	15	5848	2/2/2017	Completed	02/07/2017	2/6/2017	B16UC060506	2016	EN	956000930	956000930	CDBG	\$617.78
6008133	4	16	5849	2/2/2017	Completed	02/07/2017	2/6/2017	B16UC060506	2016	EN	956000930	956000930	CDBG	\$3,077.97
	5	27	5862	2/2/2017	Completed	02/07/2017	2/6/2017	B16UC060506	2016	EN	956000930	956000930	CDBG	\$1,292.10
	6	64	5885	2/2/2017	Completed	02/07/2017	2/6/2017	B16UC060506	2016	EN	956000930	956000930	CDBG	\$165.38
	7	85	5923	2/2/2017	Completed	02/07/2017	2/6/2017	B16UC060506	2016	EN	956000930	956000930	CDBG	\$509.18
	8	45	5925	2/2/2017	Completed	02/07/2017	2/6/2017	B16UC060506	2016	EN	956000930	956000930	CDBG	\$1,864.82
6008134	10	101	5938	2/2/2017	Completed	02/07/2017	2/6/2017	B16UC060506	2016	EN	956000930	956000930	CDBG	\$225.73
	11	102	5940	2/2/2017	Completed	02/07/2017	2/6/2017	B16UC060506	2016	EN	956000930	956000930	CDBG	\$1,083.30
	9	43	5933	2/2/2017	Revised	02/07/2017	2/6/2017	B16UC060506	2016	EN	956000930	956000930	CDBG	\$0.00
	1	93	5365	2/2/2017	Completed	02/07/2017	2/6/2017	B14UC060506	2014	EN	956000930	956000930	CDBG	\$813.66
	2	85	5512	2/2/2017	Completed	02/07/2017	2/6/2017	B14UC060506	2014	EN	956000930	956000930	CDBG	\$388.85
6008135	3	63	5613	2/2/2017	Completed	02/07/2017	2/6/2017	B14UC060506	2014	EN	956000930	956000930	CDBG	\$123.56
	4	106	5796	2/2/2017	Completed	02/07/2017	2/6/2017	B14UC060506	2014	EN	956000930	956000930	CDBG	\$191,266.00
	1	106	5796	2/2/2017	Completed	02/07/2017	2/6/2017	B15UC060506	2015	EN	956000930	956000930	CDBG	\$68,274.00
	2	12	5678	2/2/2017	Completed	02/07/2017	2/6/2017	B15UC060506	2015	EN	956000930	956000930	CDBG	\$502.12
	1	55	5740	2/2/2017	Completed	02/07/2017	2/6/2017	B15UC060506	2015	EN	956000930	956000930	CDBG	\$39,517.16
6008135	2	119	5831	2/2/2017	Completed	02/07/2017	2/6/2017	B15UC060506	2015	EN	956000930	956000930	CDBG	\$15,831.95
	3	74	5747	2/2/2017	Completed	02/07/2017	2/6/2017	B15UC060506	2015	EN	956000930	956000930	CDBG	\$49,614.99
	4	76	5752	2/2/2017	Completed	02/07/2017	2/6/2017	B14UC060506	2014	EN	956000930	956000930	CDBG	\$19,625.15
	5	68	5753	2/2/2017	Completed	02/07/2017	2/6/2017	B15UC060506	2015	EN	956000930	956000930	CDBG	\$115,990.00
	1	62	5759	2/2/2017	Completed	02/07/2017	2/6/2017	B15UC060506	2015	EN	956000930	956000930	CDBG	\$2,161.22
6008135	2	72	5766	2/2/2017	Completed	02/07/2017	2/6/2017	B15UC060506	2015	EN	956000930	956000930	CDBG	\$29,150.23
	1	88	5909	2/2/2017	Completed	02/07/2017	2/6/2017	B16UC060506	2016	EN	956000930	956000930	CDBG	\$11,685.73
	3	26	5861	2/2/2017	Completed	02/07/2017	2/6/2017	B16UC060506	2016	EN	956000930	956000930	CDBG	\$40,916.26

	4	35	5870	2/2/2017	Completed	02/07/2017	2/6/2017	B16UC060506	2016	EN	956000930	956000930	CDBG	\$34,000.00
	5	36	5871	2/2/2017	Completed	02/07/2017	2/6/2017	B16UC060506	2016	EN	956000930	956000930	CDBG	\$24,500.00
6008138	1	76	5897	2/2/2017	Completed	02/07/2017	2/6/2017	B16UC060506	2016	EN	956000930	956000930	CDBG	\$1,794.37
6008139	1	47	5875	2/2/2017	Completed	02/07/2017	2/6/2017	B16UC060506	2016	EN	956000930	956000930	CDBG	\$7,220.91
	2	48	5876	2/2/2017	Completed	02/07/2017	2/6/2017	B16UC060506	2016	EN	956000930	956000930	CDBG	\$47,575.00
	3	64	5885	2/2/2017	Completed	02/07/2017	2/6/2017	B16UC060506	2016	EN	956000930	956000930	CDBG	\$0.31
	4	66	5888	2/2/2017	Completed	02/07/2017	2/6/2017	B16UC060506	2016	EN	956000930	956000930	CDBG	\$900.20
6008141	1	69	5890	2/2/2017	Completed	02/07/2017	2/6/2017	B16UC060506	2016	EN	956000930	956000930	CDBG	\$30,000.00
	2	72	5893	2/2/2017	Completed	02/07/2017	2/6/2017	B16UC060506	2016	EN	956000930	956000930	CDBG	\$6,000.00
	3	73	5894	2/2/2017	Completed	02/07/2017	2/6/2017	B16UC060506	2016	EN	956000930	956000930	CDBG	\$5,000.00
	4	75	5896	2/2/2017	Completed	02/07/2017	2/6/2017	B16UC060506	2016	EN	956000930	956000930	CDBG	\$2,000.83
	5	83	5917	2/2/2017	Completed	02/07/2017	2/6/2017	B16UC060506	2016	EN	956000930	956000930	CDBG	\$7,700.07
6008142	1	86	5924	2/2/2017	Completed	02/07/2017	2/6/2017	B16UC060506	2016	EN	956000930	956000930	CDBG	\$9,180.00
6008143	1	43	5933	2/2/2017	Completed	02/07/2017	2/6/2017	B15UC060506	2015	EN	956000930	956000930	CDBG	\$2,949.75
6008144	1	6	5845	2/2/2017	Completed	02/07/2017	2/6/2017	B16UC060506	2016	EN	956000930	956000930	CDBG	\$45,071.71
6008909	1	101	5670	2/6/2017	Completed	02/07/2017	2/6/2017	B14UC060506	2014	EN	956000930	956000930	CDBG	\$6,580.42
	2	101	5670	2/6/2017	Completed	02/07/2017	2/6/2017	B15UC060506	2015	EN	956000930	956000930	CDBG	\$2,694.58
6010437	1	6	5845	2/9/2017	Completed	02/15/2017	2/14/2017	B16UC060506	2016	EN	956000930	956000930	CDBG	\$35,408.86
6010439	1	98	5659	2/9/2017	Completed	02/15/2017	2/14/2017	B14UC060506	2014	EN	956000930	956000930	CDBG	\$1,434.04
	2	45	5472	2/9/2017	Completed	02/15/2017	2/14/2017	B14UC060506	2014	EN	956000930	956000930	CDBG	\$244.85
	3	72	5815	2/9/2017	Completed	02/15/2017	2/14/2017	B14UC060506	2014	EN	956000930	956000930	CDBG	\$311.21
	4	99	5660	2/9/2017	Completed	02/15/2017	2/14/2017	B14UC060506	2014	EN	956000930	956000930	CDBG	\$1,193.14
	5	101	5812	2/9/2017	Completed	02/15/2017	2/14/2017	B14UC060506	2014	EN	956000930	956000930	CDBG	\$458.71
	6	76	5824	2/9/2017	Completed	02/15/2017	2/14/2017	B14UC060506	2014	EN	956000930	956000930	CDBG	\$54.58
	7	65	5769	2/9/2017	Completed	02/15/2017	2/14/2017	B14UC060506	2014	EN	956000930	956000930	CDBG	\$472.04
	8	73	5745	2/9/2017	Completed	02/15/2017	2/14/2017	B14UC060506	2014	EN	956000930	956000930	CDBG	\$109.17
	9	65	5886	2/9/2017	Completed	02/15/2017	2/14/2017	B14UC060506	2014	EN	956000930	956000930	CDBG	\$163.28
	10	82	5354	2/9/2017	Completed	02/15/2017	2/14/2017	B14UC060506	2014	EN	956000930	956000930	CDBG	\$188.89
	11	84	5921	2/9/2017	Completed	02/15/2017	2/14/2017	B14UC060506	2014	EN	956000930	956000930	CDBG	\$109.17
	12	68	5753	2/9/2017	Completed	02/15/2017	2/14/2017	B15UC060506	2015	EN	956000930	956000930	CDBG	\$188.89
	13	95	5197	2/9/2017	Completed	02/15/2017	2/14/2017	B14UC060506	2014	EN	956000930	956000930	CDBG	\$188.89
	14	85	5512	2/9/2017	Completed	02/15/2017	2/14/2017	B14UC060506	2014	EN	956000930	956000930	CDBG	\$188.89
	15	105	5813	2/9/2017	Completed	02/15/2017	2/14/2017	B14UC060506	2014	EN	956000930	956000930	CDBG	\$528.61
6010454	1	63	5613	2/9/2017	Completed	02/15/2017	2/14/2017	B16UC060506	2016	EN	956000930	956000930	CDBG	\$188.89
	2	99	5935	2/9/2017	Completed	02/15/2017	2/14/2017	B16UC060506	2016	EN	956000930	956000930	CDBG	\$202.06
	3	106	5814	2/9/2017	Completed	02/15/2017	2/14/2017	B16UC060506	2016	EN	956000930	956000930	CDBG	\$451.03
	4	79	5822	2/9/2017	Completed	02/15/2017	2/14/2017	B16UC060506	2016	EN	956000930	956000930	CDBG	\$640.50
	5	102	5940	2/9/2017	Completed	02/15/2017	2/14/2017	B16UC060506	2016	EN	956000930	956000930	CDBG	\$539.47
	6	85	5923	2/9/2017	Completed	02/15/2017	2/14/2017	B16UC060506	2016	EN	956000930	956000930	CDBG	\$191.04
	7	64	5885	2/9/2017	Completed	02/15/2017	2/14/2017	B16UC060506	2016	EN	956000930	956000930	CDBG	\$62.25
	8	45	5925	2/9/2017	Completed	02/15/2017	2/14/2017	B16UC060506	2016	EN	956000930	956000930	CDBG	\$1,752.81
	9	80	5900	2/9/2017	Completed	02/15/2017	2/14/2017	B16UC060506	2016	EN	956000930	956000930	CDBG	\$530.57
	10	78	5903	2/9/2017	Completed	02/15/2017	2/14/2017	B16UC060506	2016	EN	956000930	956000930	CDBG	\$81.88
	11	79	5899	2/9/2017	Completed	02/15/2017	2/14/2017	B16UC060506	2016	EN	956000930	956000930	CDBG	\$153.57
	12	101	5938	2/9/2017	Completed	02/15/2017	2/14/2017	B16UC060506	2016	EN	956000930	956000930	CDBG	\$656.71
	13	16	5849	2/9/2017	Completed	02/15/2017	2/14/2017	B16UC060506	2016	EN	956000930	956000930	CDBG	\$1,387.47
	14	27	5862	2/9/2017	Completed	02/15/2017	2/14/2017	B16UC060506	2016	EN	956000930	956000930	CDBG	\$652.92
6012987	1	62	5759	2/16/2017	Completed	02/18/2017	2/17/2017	B15UC060506	2015	EN	956000930	956000930	CDBG	\$817.29

6013001	2	6	5845	2/16/2017	Completed	02/18/2017	2/17/2017	B16UC060506	2016	EN	956000930	956000930	CDBG	\$19,424.17
	1	12	5678	2/16/2017	Completed	02/18/2017	2/17/2017	B15UC060506	2015	EN	956000930	956000930	CDBG	\$133.95
	2	7	5846	2/16/2017	Completed	02/18/2017	2/17/2017	B16UC060506	2016	EN	956000930	956000930	CDBG	\$9,147.52
	3	15	5848	2/16/2017	Completed	02/18/2017	2/17/2017	B16UC060506	2016	EN	956000930	956000930	CDBG	\$162.22
	4	89	5908	2/16/2017	Completed	02/18/2017	2/17/2017	B16UC060506	2016	EN	956000930	956000930	CDBG	\$675.00
6013009	5	83	5917	2/16/2017	Completed	02/18/2017	2/17/2017	B16UC060506	2016	EN	956000930	956000930	CDBG	\$60,138.41
	1	8	5847	2/16/2017	Completed	02/17/2017	2/17/2017	B16UC060506	2016	PI	956000930	956000930	CDBG	\$840.19
	2	7	5846	2/16/2017	Completed	02/17/2017	2/17/2017	B16UC060506	2016	PI	956000930	956000930	CDBG	\$1,230.59
6014090	1	68	5889	2/21/2017	Completed	02/21/2017	2/21/2017	B16UC060506	2016	EN	956000930	956000930	CDBG	\$2,167.51
	2	68	5889	2/21/2017	Completed	02/21/2017	2/21/2017	B04UC060506	2004	PI	956000930	956000930	CDBG	\$222.19
6014596	1	38	5588	2/22/2017	Completed	02/24/2017	2/23/2017	B15UC060506	2015	EN	956000930	956000930	CDBG	\$505.16
	2	26	5690	2/22/2017	Completed	02/24/2017	2/23/2017	B15UC060506	2015	EN	956000930	956000930	CDBG	\$5,725.48
	3	102	5821	2/22/2017	Completed	02/24/2017	2/23/2017	B15UC060506	2015	EN	956000930	956000930	CDBG	\$1,416.12
	4	83	5832	2/22/2017	Completed	02/24/2017	2/23/2017	B15UC060506	2015	EN	956000930	956000930	CDBG	\$746.90
	5	55	5819	2/22/2017	Completed	02/24/2017	2/23/2017	B15UC060506	2015	EN	956000930	956000930	CDBG	\$163.75
	6	57	5754	2/22/2017	Completed	02/24/2017	2/23/2017	B15UC060506	2015	EN	956000930	956000930	CDBG	\$269.74
6017264	1	6	5845	3/2/2017	Completed	03/03/2017	3/2/2017	B16UC060506	2016	EN	956000930	956000930	CDBG	\$22,379.76
6018602	1	93	5365	3/7/2017	Completed	03/09/2017	3/8/2017	B14UC060506	2014	EN	956000930	956000930	CDBG	\$165.44
	2	85	5512	3/7/2017	Completed	03/09/2017	3/8/2017	B14UC060506	2014	EN	956000930	956000930	CDBG	\$409.82
	3	63	5613	3/7/2017	Completed	03/09/2017	3/8/2017	B14UC060506	2014	EN	956000930	956000930	CDBG	\$56.21
	4	101	5670	3/7/2017	Completed	03/09/2017	3/8/2017	B14UC060506	2014	EN	956000930	956000930	CDBG	\$4,691.02
6018688	1	101	5670	3/7/2017	Completed	03/09/2017	3/8/2017	B15UC060506	2015	EN	956000930	956000930	CDBG	\$14,693.98
	3	83	5693	3/7/2017	Completed	03/09/2017	3/8/2017	B15UC060506	2015	EN	956000930	956000930	CDBG	\$3,251.47
	4	62	5759	3/7/2017	Completed	03/09/2017	3/8/2017	B15UC060506	2015	EN	956000930	956000930	CDBG	\$8.56
	2	26	5690	3/7/2017	Revised	03/09/2017	3/8/2017	B15UC060506	2015	EN	956000930	956000930	CDBG	\$0.00
6018691	1	83	5693	3/7/2017	Completed	03/09/2017	3/8/2017	B16UC060506	2016	EN	956000930	956000930	CDBG	\$104.94
	2	6	5845	3/7/2017	Completed	03/09/2017	3/8/2017	B16UC060506	2016	EN	956000930	956000930	CDBG	\$458.90
6018695	1	15	5848	3/7/2017	Completed	03/09/2017	3/8/2017	B16UC060506	2016	EN	956000930	956000930	CDBG	\$905.13
	2	19	5854	3/7/2017	Completed	03/09/2017	3/8/2017	B16UC060506	2016	EN	956000930	956000930	CDBG	\$37,311.00
	3	21	5856	3/7/2017	Completed	03/09/2017	3/8/2017	B16UC060506	2016	EN	956000930	956000930	CDBG	\$19,346.93
	4	22	5857	3/7/2017	Completed	03/09/2017	3/8/2017	B16UC060506	2016	EN	956000930	956000930	CDBG	\$7,849.84
6018698	5	23	5858	3/7/2017	Completed	03/09/2017	3/8/2017	B16UC060506	2016	EN	956000930	956000930	CDBG	\$2,660.34
	1	28	5863	3/7/2017	Completed	03/09/2017	3/8/2017	B16UC060506	2016	EN	956000930	956000930	CDBG	\$35,000.00
	2	30	5865	3/7/2017	Completed	03/09/2017	3/8/2017	B16UC060506	2016	EN	956000930	956000930	CDBG	\$10,000.00
	3	32	5867	3/7/2017	Completed	03/09/2017	3/8/2017	B16UC060506	2016	EN	956000930	956000930	CDBG	\$15,000.00
	4	47	5875	3/7/2017	Completed	03/09/2017	3/8/2017	B16UC060506	2016	EN	956000930	956000930	CDBG	\$6,119.54
6018705	5	59	5881	3/7/2017	Completed	03/09/2017	3/8/2017	B16UC060506	2016	EN	956000930	956000930	CDBG	\$10,000.00
	1	60	5882	3/7/2017	Completed	03/09/2017	3/8/2017	B16UC060506	2016	EN	956000930	956000930	CDBG	\$4,193.50
	2	62	5884	3/7/2017	Completed	03/09/2017	3/8/2017	B16UC060506	2016	EN	956000930	956000930	CDBG	\$5,000.00
	3	63	5902	3/7/2017	Completed	03/09/2017	3/8/2017	B16UC060506	2016	EN	956000930	956000930	CDBG	\$10,000.00
	1	6	5845	3/16/2017	Completed	03/18/2017	3/17/2017	B16UC060506	2016	EN	956000930	956000930	CDBG	\$40,506.60
6021750	1	7	5846	3/16/2017	Completed	03/18/2017	3/17/2017	B16UC060506	2016	EN	956000930	956000930	CDBG	\$8,432.31
	2	8	5847	3/16/2017	Completed	03/18/2017	3/17/2017	B16UC060506	2016	EN	956000930	956000930	CDBG	\$1,185.66
	3	21	5856	3/16/2017	Completed	03/18/2017	3/17/2017	B16UC060506	2016	EN	956000930	956000930	CDBG	\$16,475.50
	4	26	5861	3/16/2017	Completed	03/18/2017	3/17/2017	B16UC060506	2016	EN	956000930	956000930	CDBG	\$384,685.08
	5	64	5885	3/16/2017	Completed	03/18/2017	3/17/2017	B16UC060506	2016	EN	956000930	956000930	CDBG	\$8,484.55
6021753	1	80	5900	3/16/2017	Completed	03/18/2017	3/17/2017	B16UC060506	2016	EN	956000930	956000930	CDBG	\$44,325.00
	2	89	5908	3/16/2017	Completed	03/18/2017	3/17/2017	B16UC060506	2016	EN	956000930	956000930	CDBG	\$896.72

6021756	3	88	5909	3/16/2017	Completed	03/18/2017	3/17/2017	B16UC060506	2016	EN	956000930	956000930	CDBG	\$255.97
	4	102	5940	3/16/2017	Completed	03/18/2017	3/17/2017	B16UC060506	2016	EN	956000930	956000930	CDBG	\$1,235.00
	5	104	5794	3/16/2017	Completed	03/18/2017	3/17/2017	B16UC060506	2016	EN	956000930	956000930	CDBG	\$89,281.67
	1	82	5354	3/16/2017	Completed	03/18/2017	3/17/2017	B14UC060506	2014	EN	956000930	956000930	CDBG	\$140,350.62
	3	102	5785	3/16/2017	Completed	03/18/2017	3/17/2017	B14UC060506	2014	EN	956000930	956000930	CDBG	\$96,582.00
6021757	4	104	5794	3/16/2017	Completed	03/18/2017	3/17/2017	B14UC060506	2014	EN	956000930	956000930	CDBG	\$78,242.91
	2	51	5601	3/16/2017	Revised	03/18/2017	3/17/2017	B14UC060506	2014	EN	956000930	956000930	CDBG	\$0.00
	1	105	5795	3/16/2017	Completed	03/18/2017	3/17/2017	B15UC060506	2015	EN	956000930	956000930	CDBG	\$1.01
	2	62	5759	3/16/2017	Completed	03/18/2017	3/17/2017	B15UC060506	2015	EN	956000930	956000930	CDBG	\$395.95
	3	97	5911	3/16/2017	Completed	03/18/2017	3/17/2017	B15UC060506	2015	EN	956000930	956000930	CDBG	\$507.18
6021769	4	43	5933	3/16/2017	Completed	03/18/2017	3/17/2017	B15UC060506	2015	EN	956000930	956000930	CDBG	\$2,465.25
	1	26	5861	3/16/2017	Completed	03/17/2017	3/17/2017	B16UC060506	2016	PI	956000930	956000930	CDBG	\$8,436.26
	2	103	5944	3/16/2017	Completed	03/17/2017	3/23/2017	B16UC060506	2016	PI	956000930	956000930	CDBG	\$2,626.75
6023102	1	62	5759	3/21/2017	Completed	03/24/2017	3/23/2017	B15UC060506	2015	EN	956000930	956000930	CDBG	\$15.83
6023104	1	101	5812	3/21/2017	Completed	03/24/2017	3/23/2017	B14UC060506	2014	EN	956000930	956000930	CDBG	\$299.51
6023105	1	6	5845	3/21/2017	Completed	03/24/2017	3/23/2017	B16UC060506	2016	EN	956000930	956000930	CDBG	\$510.18
6023107	1	25	5860	3/21/2017	Completed	03/24/2017	3/23/2017	B16UC060506	2016	EN	956000930	956000930	CDBG	\$7,958.29
6023112	2	91	5901	3/21/2017	Completed	03/24/2017	3/23/2017	B16UC060506	2016	EN	956000930	956000930	CDBG	\$10,000.00
	3	40	5927	3/21/2017	Completed	03/24/2017	3/23/2017	B16UC060506	2016	EN	956000930	956000930	CDBG	\$6,978.98
	4	46	5928	3/21/2017	Completed	03/24/2017	3/23/2017	B16UC060506	2016	EN	956000930	956000930	CDBG	\$3,863.29
	1	15	5848	3/21/2017	Completed	03/24/2017	3/23/2017	B16UC060506	2016	EN	956000930	956000930	CDBG	\$817.21
	12	65	5769	3/23/2017	Completed	02/07/2017	2/6/2017	B16UC060506	2016	EN	956000930	956000930	CDBG	\$446.13
6023971	1	82	5354	3/23/2017	Completed	03/24/2017	3/23/2017	B14UC060506	2014	EN	956000930	956000930	CDBG	\$285.06
	2	102	5821	3/23/2017	Completed	03/24/2017	3/23/2017	B14UC060506	2014	EN	956000930	956000930	CDBG	\$1,212.91
	3	45	5472	3/23/2017	Completed	03/24/2017	3/23/2017	B14UC060506	2014	EN	956000930	956000930	CDBG	\$80.50
	4	98	5659	3/23/2017	Completed	03/24/2017	3/23/2017	B14UC060506	2014	EN	956000930	956000930	CDBG	\$1,127.00
	5	99	5660	3/23/2017	Completed	03/24/2017	3/23/2017	B14UC060506	2014	EN	956000930	956000930	CDBG	\$1,207.50
6023975	6	101	5812	3/23/2017	Completed	03/24/2017	3/23/2017	B14UC060506	2014	EN	956000930	956000930	CDBG	\$284.96
	7	105	5813	3/23/2017	Completed	03/24/2017	3/23/2017	B14UC060506	2014	EN	956000930	956000930	CDBG	\$717.33
	8	72	5815	3/23/2017	Completed	03/24/2017	3/23/2017	B14UC060506	2014	EN	956000930	956000930	CDBG	\$420.44
	9	100	5818	3/23/2017	Completed	03/24/2017	3/23/2017	B14UC060506	2014	EN	956000930	956000930	CDBG	\$142.48
	10	73	5745	3/23/2017	Completed	03/24/2017	3/23/2017	B14UC060506	2014	EN	956000930	956000930	CDBG	\$227.96
6023979	11	65	5769	3/23/2017	Completed	03/24/2017	3/23/2017	B14UC060506	2014	EN	956000930	956000930	CDBG	\$319.19
	12	65	5886	3/23/2017	Completed	03/24/2017	3/23/2017	B14UC060506	2014	EN	956000930	956000930	CDBG	\$55.13
	13	84	5921	3/23/2017	Completed	03/24/2017	3/23/2017	B14UC060506	2014	EN	956000930	956000930	CDBG	\$170.97
	1	6	5845	3/23/2017	Completed	03/24/2017	3/23/2017	B16UC060506	2016	EN	956000930	956000930	CDBG	\$23,516.90
	2	42	5929	3/23/2017	Completed	03/24/2017	3/23/2017	B16UC060506	2016	EN	956000930	956000930	CDBG	\$882.71
6023979	1	106	5814	3/23/2017	Completed	03/24/2017	3/23/2017	B16UC060506	2016	EN	956000930	956000930	CDBG	\$179.33
	2	79	5822	3/23/2017	Completed	03/24/2017	3/23/2017	B16UC060506	2016	EN	956000930	956000930	CDBG	\$893.72
	3	15	5848	3/23/2017	Completed	03/24/2017	3/23/2017	B16UC060506	2016	EN	956000930	956000930	CDBG	\$240.43
	4	16	5849	3/23/2017	Completed	03/24/2017	3/23/2017	B16UC060506	2016	EN	956000930	956000930	CDBG	\$1,207.50
	5	27	5862	3/23/2017	Completed	03/24/2017	3/23/2017	B16UC060506	2016	EN	956000930	956000930	CDBG	\$1,127.00
6023979	6	64	5885	3/23/2017	Completed	03/24/2017	3/23/2017	B16UC060506	2016	EN	956000930	956000930	CDBG	\$210.22
	7	45	5925	3/23/2017	Completed	03/24/2017	3/23/2017	B16UC060506	2016	EN	956000930	956000930	CDBG	\$1,456.08
	8	101	5938	3/23/2017	Completed	03/24/2017	3/23/2017	B16UC060506	2016	EN	956000930	956000930	CDBG	\$538.00
	9	78	5903	3/23/2017	Completed	03/24/2017	3/23/2017	B16UC060506	2016	EN	956000930	956000930	CDBG	\$28.50
	10	79	5899	3/23/2017	Completed	03/24/2017	3/23/2017	B16UC060506	2016	EN	956000930	956000930	CDBG	\$170.97
	11	102	5940	3/23/2017	Completed	03/24/2017	3/23/2017	B16UC060506	2016	EN	956000930	956000930	CDBG	\$446.86

	12	51	5877	3/23/2017	Completed	03/24/2017	3/23/2017	B16UC060506	2016	EN	956000930	956000930	CDBG	\$540.89
	13	52	5878	3/23/2017	Completed	03/24/2017	3/23/2017	B16UC060506	2016	EN	956000930	956000930	CDBG	\$540.89
	14	57	5931	3/23/2017	Completed	03/24/2017	3/23/2017	B16UC060506	2016	EN	956000930	956000930	CDBG	\$271.89
	15	104	5945	3/23/2017	Completed	03/24/2017	3/23/2017	B16UC060506	2016	EN	956000930	956000930	CDBG	\$358.67
6023985	1	12	5678	3/23/2017	Completed	03/24/2017	3/23/2017	B15UC060506	2015	EN	956000930	956000930	CDBG	\$360.65
	2	26	5690	3/23/2017	Completed	03/24/2017	3/23/2017	B15UC060506	2015	EN	956000930	956000930	CDBG	\$5,173.64
	3	55	5819	3/23/2017	Completed	03/24/2017	3/23/2017	B15UC060506	2015	EN	956000930	956000930	CDBG	\$199.47
	4	83	5832	3/23/2017	Completed	03/24/2017	3/23/2017	B15UC060506	2015	EN	956000930	956000930	CDBG	\$110.25
6024053	5	57	5754	3/23/2017	Completed	03/24/2017	3/23/2017	B15UC060506	2015	EN	956000930	956000930	CDBG	\$809.39
	1	100	5749	3/23/2017	Completed	03/24/2017	3/23/2017	B15UC060506	2015	EN	956000930	956000930	CDBG	\$9,665.23
	2	106	5796	3/23/2017	Completed	03/24/2017	3/23/2017	B15UC060506	2015	EN	956000930	956000930	CDBG	\$110,518.57
6024054	1	25	5860	3/23/2017	Completed	03/24/2017	3/23/2017	B16UC060506	2016	EN	956000930	956000930	CDBG	\$58,157.75
	2	65	5886	3/23/2017	Completed	03/24/2017	3/23/2017	B16UC060506	2016	EN	956000930	956000930	CDBG	\$15,675.78
	3	88	5909	3/23/2017	Completed	03/24/2017	3/23/2017	B16UC060506	2016	EN	956000930	956000930	CDBG	\$11,338.71
	4	56	5932	3/23/2017	Completed	03/24/2017	3/23/2017	B16UC060506	2016	EN	956000930	956000930	CDBG	\$8,203.20
6024058	5	21	5856	3/23/2017	Completed	03/24/2017	3/23/2017	B16UC060506	2016	EN	956000930	956000930	CDBG	\$1,371.23
	6	101	5938	3/23/2017	Completed	03/24/2017	3/23/2017	B16UC060506	2016	EN	956000930	956000930	CDBG	\$231.40
	1	38	5588	3/23/2017	Completed	03/24/2017	3/23/2017	B14UC060506	2014	EN	956000930	956000930	CDBG	\$84,675.50
	2	51	5601	3/23/2017	Completed	03/24/2017	3/23/2017	B14UC060506	2014	EN	956000930	956000930	CDBG	\$142.40
6024063	1	6	5845	3/23/2017	Completed	03/24/2017	3/23/2017	B16UC060506	2016	EN	956000930	956000930	CDBG	\$1,235.08
6024125	1	81	5904	3/23/2017	Completed	03/24/2017	3/23/2017	B16UC060506	2016	EN	956000930	956000930	CDBG	\$10,000.00
	2	76	5897	3/23/2017	Completed	03/24/2017	3/23/2017	B16UC060506	2016	EN	956000930	956000930	CDBG	\$1,111.42
	3	74	5895	3/23/2017	Completed	03/24/2017	3/23/2017	B16UC060506	2016	EN	956000930	956000930	CDBG	\$2,109.55
6025009	1	62	5759	3/27/2017	Completed	03/28/2017	3/27/2017	B15UC060506	2015	EN	956000930	956000930	CDBG	\$976.36
6025011	1	6	5845	3/27/2017	Completed	03/28/2017	3/27/2017	B16UC060506	2016	EN	956000930	956000930	CDBG	\$16,460.80
6025012	1	82	5354	3/27/2017	Completed	03/28/2017	3/27/2017	B14UC060506	2014	EN	956000930	956000930	CDBG	\$72.74
	2	16	5564	3/27/2017	Completed	03/28/2017	3/27/2017	B14UC060506	2014	EN	956000930	956000930	CDBG	\$3,928.80
	3	98	5659	3/27/2017	Completed	03/28/2017	3/27/2017	B14UC060506	2014	EN	956000930	956000930	CDBG	\$1,428.06
	4	99	5660	3/27/2017	Completed	03/28/2017	3/27/2017	B14UC060506	2014	EN	956000930	956000930	CDBG	\$1,030.09
	5	101	5812	3/27/2017	Completed	03/28/2017	3/27/2017	B14UC060506	2014	EN	956000930	956000930	CDBG	\$354.79
	6	100	5818	3/27/2017	Completed	03/28/2017	3/27/2017	B14UC060506	2014	EN	956000930	956000930	CDBG	\$81.87
	7	102	5821	3/27/2017	Completed	03/28/2017	3/27/2017	B14UC060506	2014	EN	956000930	956000930	CDBG	\$1,055.70
	8	76	5824	3/27/2017	Completed	03/28/2017	3/27/2017	B14UC060506	2014	EN	956000930	956000930	CDBG	\$54.58
	9	73	5745	3/27/2017	Completed	03/28/2017	3/27/2017	B14UC060506	2014	EN	956000930	956000930	CDBG	\$218.33
	10	65	5769	3/27/2017	Completed	03/28/2017	3/27/2017	B14UC060506	2014	EN	956000930	956000930	CDBG	\$371.15
	11	102	5671	3/27/2017	Completed	03/28/2017	3/27/2017	B14UC060506	2014	EN	956000930	956000930	CDBG	\$394.90
	12	84	5921	3/27/2017	Completed	03/28/2017	3/27/2017	B14UC060506	2014	EN	956000930	956000930	CDBG	\$81.87
6025013	1	12	5678	3/27/2017	Completed	03/28/2017	3/27/2017	B15UC060506	2015	EN	956000930	956000930	CDBG	\$210.47
	3	71	5765	3/27/2017	Completed	03/28/2017	3/27/2017	B15UC060506	2015	EN	956000930	956000930	CDBG	\$847.30
	4	26	5690	3/27/2017	Completed	03/28/2017	3/27/2017	B15UC060506	2015	EN	956000930	956000930	CDBG	\$881.61
	5	57	5754	3/27/2017	Completed	03/28/2017	3/27/2017	B15UC060506	2015	EN	956000930	956000930	CDBG	\$742.30
	2	56	5746	3/27/2017	Revised	03/28/2017	3/27/2017	B15UC060506	2015	EN	956000930	956000930	CDBG	\$0.00
6025014	1	106	5814	3/27/2017	Completed	03/28/2017	3/27/2017	B16UC060506	2016	EN	956000930	956000930	CDBG	\$115.19
	2	15	5848	3/27/2017	Completed	03/28/2017	3/27/2017	B16UC060506	2016	EN	956000930	956000930	CDBG	\$841.89
	3	16	5849	3/27/2017	Completed	03/28/2017	3/27/2017	B16UC060506	2016	EN	956000930	956000930	CDBG	\$1,371.40
	4	27	5862	3/27/2017	Completed	03/28/2017	3/27/2017	B16UC060506	2016	EN	956000930	956000930	CDBG	\$685.70
	5	45	5925	3/27/2017	Completed	03/28/2017	3/27/2017	B16UC060506	2016	EN	956000930	956000930	CDBG	\$1,336.13
	6	80	5900	3/27/2017	Completed	03/28/2017	3/27/2017	B16UC060506	2016	EN	956000930	956000930	CDBG	\$163.75

6028186	7	97	5911	3/27/2017	Completed	03/28/2017	3/27/2017	B16UC060506	2016	EN	956000930	956000930	CDBG	\$54.58
	8	101	5938	3/27/2017	Completed	03/28/2017	3/27/2017	B16UC060506	2016	EN	956000930	956000930	CDBG	\$384.97
	9	78	5903	3/27/2017	Completed	03/28/2017	3/27/2017	B16UC060506	2016	EN	956000930	956000930	CDBG	\$54.58
	10	102	5940	3/27/2017	Completed	03/28/2017	3/27/2017	B16UC060506	2016	EN	956000930	956000930	CDBG	\$519.61
	11	85	5923	3/27/2017	Completed	03/28/2017	3/27/2017	B16UC060506	2016	EN	956000930	956000930	CDBG	\$300.21
	12	52	5878	3/27/2017	Completed	03/28/2017	3/27/2017	B16UC060506	2016	EN	956000930	956000930	CDBG	\$808.25
	13	51	5877	3/27/2017	Completed	03/28/2017	3/27/2017	B16UC060506	2016	EN	956000930	956000930	CDBG	\$303.10
	1	16	5564	4/5/2017	Revised	04/06/2017	4/5/2017	B14UC060506	2014	EN	956000930	956000930	CDBG	\$0.00
	3	101	5670	4/5/2017	Completed	04/06/2017	4/5/2017	B15UC060506	2015	EN	956000930	956000930	CDBG	\$2,070.00
	4	73	5745	4/5/2017	Completed	04/06/2017	4/5/2017	B14UC060506	2014	EN	956000930	956000930	CDBG	\$36,706.92
	5	73	5745	4/5/2017	Completed	04/06/2017	4/5/2017	B15UC060506	2015	EN	956000930	956000930	CDBG	\$31,722.02
	2	94	5643	4/5/2017	Revised	04/06/2017	4/5/2017	B14UC060506	2014	EN	956000930	956000930	CDBG	\$0.00
	1	81	5762	4/5/2017	Completed	04/06/2017	4/5/2017	B16UC060506	2016	EN	956000930	956000930	CDBG	\$293.87
6028187	2	105	5813	4/5/2017	Completed	04/06/2017	4/5/2017	B14UC060506	2014	EN	956000930	956000930	CDBG	\$483.81
	3	105	5813	4/5/2017	Completed	04/06/2017	4/5/2017	B16UC060506	2016	EN	956000930	956000930	CDBG	\$396.21
	4	72	5815	4/5/2017	Completed	04/06/2017	4/5/2017	B14UC060506	2014	EN	956000930	956000930	CDBG	\$314.64
	5	72	5815	4/5/2017	Completed	04/06/2017	4/5/2017	B16UC060506	2016	EN	956000930	956000930	CDBG	\$749.45
	1	79	5822	4/5/2017	Completed	04/06/2017	4/5/2017	B16UC060506	2016	EN	956000930	956000930	CDBG	\$742.30
6028188	2	83	5832	4/5/2017	Completed	04/06/2017	4/5/2017	B15UC060506	2015	EN	956000930	956000930	CDBG	\$162.09
	3	83	5832	4/5/2017	Completed	04/06/2017	4/5/2017	B16UC060506	2016	EN	956000930	956000930	CDBG	\$68.29
	4	47	5875	4/5/2017	Completed	04/06/2017	4/5/2017	B16UC060506	2016	EN	956000930	956000930	CDBG	\$5,215.83
	5	50	5887	4/5/2017	Completed	04/06/2017	4/5/2017	B16UC060506	2016	EN	956000930	956000930	CDBG	\$1,970.00
	1	69	5890	4/5/2017	Completed	04/06/2017	4/5/2017	B16UC060506	2016	EN	956000930	956000930	CDBG	\$20,000.00
6028189	2	79	5899	4/5/2017	Completed	04/06/2017	4/5/2017	B16UC060506	2016	EN	956000930	956000930	CDBG	\$5,468.04
	3	80	5900	4/5/2017	Completed	04/06/2017	4/5/2017	B16UC060506	2016	EN	956000930	956000930	CDBG	\$39,944.00
	4	88	5909	4/5/2017	Completed	04/06/2017	4/5/2017	B16UC060506	2016	EN	956000930	956000930	CDBG	\$19,035.97
	1	85	5923	4/5/2017	Completed	04/06/2017	4/5/2017	B16UC060506	2016	EN	956000930	956000930	CDBG	\$99,636.30
	2	20	5855	4/5/2017	Completed	04/06/2017	4/5/2017	B16UC060506	2016	EN	956000930	956000930	CDBG	\$17,723.00
6028190	3	33	5868	4/5/2017	Completed	04/06/2017	4/5/2017	B16UC060506	2016	EN	956000930	956000930	CDBG	\$2,499.48
	1	6	5845	4/5/2017	Completed	04/06/2017	4/5/2017	B16UC060506	2016	EN	956000930	956000930	CDBG	\$4,024.06
	1	6	5845	4/12/2017	Completed	04/14/2017	4/13/2017	B16UC060506	2016	EN	956000930	956000930	CDBG	\$9,216.43
6030605	1	37	5872	4/12/2017	Completed	04/14/2017	4/13/2017	B16UC060506	2016	EN	956000930	956000930	CDBG	\$30,000.00
6030607	2	28	5863	4/12/2017	Completed	04/14/2017	4/13/2017	B16UC060506	2016	EN	956000930	956000930	CDBG	\$35,000.00
	3	21	5856	4/12/2017	Completed	04/14/2017	4/13/2017	B16UC060506	2016	EN	956000930	956000930	CDBG	\$10,000.00
	4	66	5888	4/12/2017	Completed	04/14/2017	4/13/2017	B16UC060506	2016	EN	956000930	956000930	CDBG	\$2,058.56
	1	72	5766	4/14/2017	Completed	04/15/2017	4/14/2017	B15UC060506	2015	EN	956000930	956000930	CDBG	\$120,588.46
	2	7	5846	4/14/2017	Completed	04/15/2017	4/14/2017	B16UC060506	2016	EN	956000930	956000930	CDBG	\$10,002.12
6031271	3	8	5847	4/14/2017	Completed	04/15/2017	4/14/2017	B16UC060506	2016	EN	956000930	956000930	CDBG	\$904.01
	4	47	5875	4/14/2017	Completed	04/15/2017	4/14/2017	B16UC060506	2016	EN	956000930	956000930	CDBG	\$6,782.68
	5	60	5882	4/14/2017	Completed	04/15/2017	4/14/2017	B16UC060506	2016	EN	956000930	956000930	CDBG	\$2,513.02
	6	88	5909	4/14/2017	Completed	04/15/2017	4/14/2017	B16UC060506	2016	EN	956000930	956000930	CDBG	\$9,705.25
	7	83	5917	4/14/2017	Completed	04/15/2017	4/14/2017	B16UC060506	2016	EN	956000930	956000930	CDBG	\$81,177.37
	1	93	5365	4/18/2017	Completed	04/19/2017	4/18/2017	B14UC060506	2014	EN	956000930	956000930	CDBG	\$178.07
	2	82	5354	4/18/2017	Completed	04/19/2017	4/18/2017	B14UC060506	2014	EN	956000930	956000930	CDBG	\$192.34
	3	45	5472	4/18/2017	Completed	04/19/2017	4/18/2017	B14UC060506	2014	EN	956000930	956000930	CDBG	\$2,802.71
	4	16	5564	4/18/2017	Completed	04/19/2017	4/18/2017	B14UC060506	2014	EN	956000930	956000930	CDBG	\$8,358.46
	5	98	5659	4/18/2017	Completed	04/19/2017	4/18/2017	B14UC060506	2014	EN	956000930	956000930	CDBG	\$2,720.22
6032045	6	99	5660	4/18/2017	Completed	04/19/2017	4/18/2017	B14UC060506	2014	EN	956000930	956000930	CDBG	\$623.22

6032050	7	101	5812	4/18/2017	Completed	04/19/2017	4/18/2017	B14UC060506	2014	EN	956000930	956000930	CDBG	\$488.18
	8	100	5818	4/18/2017	Completed	04/19/2017	4/18/2017	B14UC060506	2014	EN	956000930	956000930	CDBG	\$433.60
	9	106	5814	4/18/2017	Completed	04/19/2017	4/18/2017	B14UC060506	2014	EN	956000930	956000930	CDBG	\$86.40
	10	102	5821	4/18/2017	Completed	04/19/2017	4/18/2017	B14UC060506	2014	EN	956000930	956000930	CDBG	\$2,027.12
	11	73	5745	4/18/2017	Completed	04/19/2017	4/18/2017	B15UC060506	2015	EN	956000930	956000930	CDBG	\$258.31
	12	65	5769	4/18/2017	Completed	04/19/2017	4/18/2017	B14UC060506	2014	EN	956000930	956000930	CDBG	\$811.58
	13	84	5921	4/18/2017	Completed	04/19/2017	4/18/2017	B14UC060506	2014	EN	956000930	956000930	CDBG	\$363.25
	1	38	5588	4/18/2017	Completed	04/19/2017	4/18/2017	B15UC060506	2015	EN	956000930	956000930	CDBG	\$946.12
	2	12	5678	4/18/2017	Completed	04/19/2017	4/18/2017	B15UC060506	2015	EN	956000930	956000930	CDBG	\$378.75
	3	26	5690	4/18/2017	Completed	04/19/2017	4/18/2017	B15UC060506	2015	EN	956000930	956000930	CDBG	\$1,853.47
6032053	4	73	5745	4/18/2017	Completed	04/19/2017	4/18/2017	B15UC060506	2015	EN	956000930	956000930	CDBG	\$463.96
	5	57	5754	4/18/2017	Completed	04/19/2017	4/18/2017	B15UC060506	2015	EN	956000930	956000930	CDBG	\$1,013.89
6032063	1	62	5759	4/18/2017	Completed	04/19/2017	4/18/2017	B15UC060506	2015	EN	956000930	956000930	CDBG	\$2,347.84
6032063	1	6	5845	4/18/2017	Completed	04/19/2017	4/18/2017	B16UC060506	2016	EN	956000930	956000930	CDBG	\$48,705.23
6032189	1	106	5814	4/18/2017	Completed	04/19/2017	4/18/2017	B16UC060506	2016	EN	956000930	956000930	CDBG	\$261.86
	2	105	5813	4/18/2017	Completed	04/19/2017	4/18/2017	B16UC060506	2016	EN	956000930	956000930	CDBG	\$946.93
	3	72	5815	4/18/2017	Completed	04/19/2017	4/18/2017	B16UC060506	2016	EN	956000930	956000930	CDBG	\$966.53
	4	79	5822	4/18/2017	Completed	04/19/2017	4/18/2017	B16UC060506	2016	EN	956000930	956000930	CDBG	\$1,609.55
	5	104	5794	4/18/2017	Completed	04/19/2017	4/18/2017	B16UC060506	2016	EN	956000930	956000930	CDBG	\$86.10
	6	15	5848	4/18/2017	Completed	04/19/2017	4/18/2017	B16UC060506	2016	EN	956000930	956000930	CDBG	\$1,118.45
	7	16	5849	4/18/2017	Completed	04/19/2017	4/18/2017	B16UC060506	2016	EN	956000930	956000930	CDBG	\$1,003.96
	8	27	5862	4/18/2017	Completed	04/19/2017	4/18/2017	B16UC060506	2016	EN	956000930	956000930	CDBG	\$1,939.50
	9	99	5935	4/18/2017	Completed	04/19/2017	4/18/2017	B16UC060506	2016	EN	956000930	956000930	CDBG	\$190.03
	10	64	5885	4/18/2017	Completed	04/19/2017	4/18/2017	B16UC060506	2016	EN	956000930	956000930	CDBG	\$1,456.89
	11	45	5925	4/18/2017	Completed	04/19/2017	4/18/2017	B16UC060506	2016	EN	956000930	956000930	CDBG	\$2,137.36
	12	80	5900	4/18/2017	Completed	04/19/2017	4/18/2017	B16UC060506	2016	EN	956000930	956000930	CDBG	\$43.06
	13	97	5911	4/18/2017	Completed	04/19/2017	4/18/2017	B16UC060506	2016	EN	956000930	956000930	CDBG	\$43.06
	14	101	5938	4/18/2017	Completed	04/19/2017	4/18/2017	B16UC060506	2016	EN	956000930	956000930	CDBG	\$1,551.97
	15	78	5903	4/18/2017	Completed	04/19/2017	4/18/2017	B16UC060506	2016	EN	956000930	956000930	CDBG	\$150.68
	16	79	5899	4/18/2017	Completed	04/19/2017	4/18/2017	B16UC060506	2016	EN	956000930	956000930	CDBG	\$489.70
	17	102	5940	4/18/2017	Completed	04/19/2017	4/18/2017	B16UC060506	2016	EN	956000930	956000930	CDBG	\$879.02
	18	85	5923	4/18/2017	Completed	04/19/2017	4/18/2017	B16UC060506	2016	EN	956000930	956000930	CDBG	\$363.24
	19	104	5945	4/18/2017	Completed	04/19/2017	4/18/2017	B16UC060506	2016	EN	956000930	956000930	CDBG	\$443.81
	20	52	5878	4/18/2017	Completed	04/19/2017	4/18/2017	B16UC060506	2016	EN	956000930	956000930	CDBG	\$396.23
	21	51	5877	4/18/2017	Completed	04/19/2017	4/18/2017	B16UC060506	2016	EN	956000930	956000930	CDBG	\$489.09
6032275	22	29	5864	4/18/2017	Completed	04/19/2017	4/18/2017	B16UC060506	2016	EN	956000930	956000930	CDBG	\$130.81
	1	101	5812	4/18/2017	Revised	04/20/2017	4/19/2017	B14UC060506	2014	EN	956000930	956000930	CDBG	\$0.00
6032277	2	25	5860	4/18/2017	Completed	04/20/2017	4/19/2017	B14UC060506	2014	EN	956000930	956000930	CDBG	\$16,296.00
	1	15	5848	4/18/2017	Completed	04/20/2017	4/19/2017	B16UC060506	2016	EN	956000930	956000930	CDBG	\$10,364.31
	2	22	5857	4/18/2017	Completed	04/20/2017	4/19/2017	B16UC060506	2016	EN	956000930	956000930	CDBG	\$2,584.31
	3	25	5860	4/18/2017	Completed	04/20/2017	4/19/2017	B16UC060506	2016	EN	956000930	956000930	CDBG	\$147.94
	4	64	5885	4/18/2017	Completed	04/20/2017	4/19/2017	B16UC060506	2016	EN	956000930	956000930	CDBG	\$86,371.77
	5	68	5889	4/18/2017	Completed	04/20/2017	4/19/2017	B16UC060506	2016	EN	956000930	956000930	CDBG	\$1,534.94
	1	78	5903	4/18/2017	Revised	04/20/2017	4/19/2017	B16UC060506	2016	EN	956000930	956000930	CDBG	\$0.00
6032278	2	92	5915	4/18/2017	Completed	04/20/2017	4/19/2017	B16UC060506	2016	EN	956000930	956000930	CDBG	\$30,225.90
	3	104	5945	4/18/2017	Completed	04/20/2017	4/19/2017	B16UC060506	2016	EN	956000930	956000930	CDBG	\$89,792.91
6032279	1	6	5845	4/18/2017	Completed	04/20/2017	4/19/2017	B16UC060506	2016	EN	956000930	956000930	CDBG	\$21,522.14
6032592	1	103	5944	4/19/2017	Completed	04/19/2017	4/19/2017	B16UC060506	2016	PI	956000930	956000930	CDBG	\$2,436.23

6032728	2	64	5885	4/19/2017	Completed	04/19/2017	4/19/2017	B16UC060506	2016	PI	956000930	956000930	CDBG	\$9,744.93
	1	73	5745	4/19/2017	Completed	04/21/2017	4/20/2017	B15UC060506	2015	EN	956000930	956000930	CDBG	\$17,965.02
	3	101	5812	4/20/2017	Completed	04/20/2017	4/19/2017	B14UC060506	2014	EN	956000930	956000930	CDBG	\$356.99
6033302	4	105	5813	4/20/2017	Completed	04/20/2017	4/19/2017	B14UC060506	2014	EN	956000930	956000930	CDBG	\$89.30
	1	82	5354	4/20/2017	Completed	04/22/2017	4/21/2017	B14UC060506	2014	EN	956000930	956000930	CDBG	\$124.54
	2	45	5472	4/20/2017	Completed	04/22/2017	4/21/2017	B14UC060506	2014	EN	956000930	956000930	CDBG	\$3,120.28
	3	85	5512	4/20/2017	Completed	04/22/2017	4/21/2017	B14UC060506	2014	EN	956000930	956000930	CDBG	\$124.54
	4	16	5564	4/20/2017	Completed	04/22/2017	4/21/2017	B14UC060506	2014	EN	956000930	956000930	CDBG	\$3,804.56
	5	98	5659	4/20/2017	Completed	04/22/2017	4/21/2017	B14UC060506	2014	EN	956000930	956000930	CDBG	\$941.26
	6	101	5812	4/20/2017	Completed	04/22/2017	4/21/2017	B14UC060506	2014	EN	956000930	956000930	CDBG	\$210.33
	7	100	5818	4/20/2017	Completed	04/22/2017	4/21/2017	B14UC060506	2014	EN	956000930	956000930	CDBG	\$236.62
	8	106	5814	4/20/2017	Completed	04/22/2017	4/21/2017	B14UC060506	2014	EN	956000930	956000930	CDBG	\$326.03
	9	105	5813	4/20/2017	Completed	04/22/2017	4/21/2017	B14UC060506	2014	EN	956000930	956000930	CDBG	\$1,251.67
6033305	11	65	5769	4/20/2017	Completed	04/22/2017	4/21/2017	B14UC060506	2014	EN	956000930	956000930	CDBG	\$424.88
	12	77	5625	4/20/2017	Completed	04/22/2017	4/21/2017	B14UC060506	2014	EN	956000930	956000930	CDBG	\$1,089.35
	13	102	5821	4/20/2017	Completed	04/22/2017	4/21/2017	B14UC060506	2014	EN	956000930	956000930	CDBG	\$704.27
	14	65	5886	4/20/2017	Completed	04/22/2017	4/21/2017	B14UC060506	2014	EN	956000930	956000930	CDBG	\$54.34
	10	76	5824	4/20/2017	Revised	04/22/2017	4/21/2017	B14UC060506	2014	EN	956000930	956000930	CDBG	\$0.00
	1	38	5588	4/20/2017	Completed	04/22/2017	4/21/2017	B15UC060506	2015	EN	956000930	956000930	CDBG	\$424.88
	2	12	5678	4/20/2017	Completed	04/22/2017	4/21/2017	B15UC060506	2015	EN	956000930	956000930	CDBG	\$362.82
	3	26	5690	4/20/2017	Completed	04/22/2017	4/21/2017	B15UC060506	2015	EN	956000930	956000930	CDBG	\$5,097.59
	4	73	5745	4/20/2017	Completed	04/22/2017	4/21/2017	B15UC060506	2015	EN	956000930	956000930	CDBG	\$262.91
	5	55	5922	4/20/2017	Completed	04/22/2017	4/21/2017	B15UC060506	2015	EN	956000930	956000930	CDBG	\$124.54
6033307	6	89	5699	4/20/2017	Completed	04/22/2017	4/21/2017	B15UC060506	2015	EN	956000930	956000930	CDBG	\$271.69
	7	57	5754	4/20/2017	Completed	04/22/2017	4/21/2017	B15UC060506	2015	EN	956000930	956000930	CDBG	\$424.88
	1	62	5759	4/20/2017	Completed	04/22/2017	4/21/2017	B15UC060506	2015	EN	956000930	956000930	CDBG	\$1,357.09
6033309	1	72	5815	4/20/2017	Completed	04/22/2017	4/21/2017	B16UC060506	2016	EN	956000930	956000930	CDBG	\$217.35
	2	79	5822	4/20/2017	Completed	04/22/2017	4/21/2017	B16UC060506	2016	EN	956000930	956000930	CDBG	\$566.51
	3	15	5848	4/20/2017	Completed	04/22/2017	4/21/2017	B16UC060506	2016	EN	956000930	956000930	CDBG	\$1,966.71
	4	16	5849	4/20/2017	Completed	04/22/2017	4/21/2017	B16UC060506	2016	EN	956000930	956000930	CDBG	\$108.85
	5	27	5862	4/20/2017	Completed	04/22/2017	4/21/2017	B16UC060506	2016	EN	956000930	956000930	CDBG	\$1,088.47
	6	64	5885	4/20/2017	Completed	04/22/2017	4/21/2017	B16UC060506	2016	EN	956000930	956000930	CDBG	\$108.68
	7	45	5925	4/20/2017	Completed	04/22/2017	4/21/2017	B16UC060506	2016	EN	956000930	956000930	CDBG	\$1,014.84
	8	80	5900	4/20/2017	Completed	04/22/2017	4/21/2017	B16UC060506	2016	EN	956000930	956000930	CDBG	\$471.56
	9	97	5911	4/20/2017	Completed	04/22/2017	4/21/2017	B16UC060506	2016	EN	956000930	956000930	CDBG	\$52.58
	10	101	5938	4/20/2017	Completed	04/22/2017	4/21/2017	B16UC060506	2016	EN	956000930	956000930	CDBG	\$606.07
	11	78	5903	4/20/2017	Completed	04/22/2017	4/21/2017	B16UC060506	2016	EN	956000930	956000930	CDBG	\$236.62
	12	79	5899	4/20/2017	Completed	04/22/2017	4/21/2017	B16UC060506	2016	EN	956000930	956000930	CDBG	\$105.17
	13	102	5940	4/20/2017	Completed	04/22/2017	4/21/2017	B16UC060506	2016	EN	956000930	956000930	CDBG	\$495.70
	14	85	5923	4/20/2017	Completed	04/22/2017	4/21/2017	B16UC060506	2016	EN	956000930	956000930	CDBG	\$262.91
	15	104	5945	4/20/2017	Completed	04/22/2017	4/21/2017	B16UC060506	2016	EN	956000930	956000930	CDBG	\$108.68
	16	51	5877	4/20/2017	Completed	04/22/2017	4/21/2017	B16UC060506	2016	EN	956000930	956000930	CDBG	\$124.54
	17	102	5821	4/20/2017	Completed	04/22/2017	4/21/2017	B16UC060506	2016	EN	956000930	956000930	CDBG	\$145.50
	18	29	5864	4/20/2017	Completed	04/22/2017	4/21/2017	B16UC060506	2016	EN	956000930	956000930	CDBG	\$489.04
6033310	1	6	5845	4/20/2017	Completed	04/22/2017	4/21/2017	B16UC060506	2016	EN	956000930	956000930	CDBG	\$22,248.99
6035035	1	16	5564	4/25/2017	Completed	04/27/2017	4/26/2017	B14UC060506	2014	EN	956000930	956000930	CDBG	\$71.20
6035041	1	62	5759	4/25/2017	Completed	04/27/2017	4/26/2017	B15UC060506	2015	EN	956000930	956000930	CDBG	\$40.14
	2	6	5845	4/25/2017	Completed	04/27/2017	4/26/2017	B16UC060506	2016	EN	956000930	956000930	CDBG	\$14,900.77

6035043	1	15	5848	4/25/2017	Completed	04/27/2017	4/26/2017	B16UC060506	2016	EN	956000930	956000930	CDBG	\$778.56
	2	33	5868	4/25/2017	Completed	04/27/2017	4/26/2017	B16UC060506	2016	EN	956000930	956000930	CDBG	\$2,176.72
	3	51	5877	4/25/2017	Completed	04/27/2017	4/26/2017	B16UC060506	2016	EN	956000930	956000930	CDBG	\$294.68
	4	61	5883	4/25/2017	Completed	04/27/2017	4/26/2017	B16UC060506	2016	EN	956000930	956000930	CDBG	\$5,762.15
	5	70	5891	4/25/2017	Completed	04/27/2017	4/26/2017	B16UC060506	2016	EN	956000930	956000930	CDBG	\$9,192.78
	6	79	5899	4/25/2017	Completed	04/27/2017	4/26/2017	B16UC060506	2016	EN	956000930	956000930	CDBG	\$0.60
	7	102	5940	4/25/2017	Completed	04/27/2017	4/26/2017	B16UC060506	2016	EN	956000930	956000930	CDBG	\$526.88
6037777	1	6	5845	5/3/2017	Revised	05/04/2017	5/3/2017	B16UC060506	2016	EN	956000930	956000930	CDBG	\$0.00
6037787	1	86	5924	5/3/2017	Completed	05/04/2017	5/3/2017	B16UC060506	2016	EN	956000930	956000930	CDBG	\$1,275.00
	2	40	5927	5/3/2017	Completed	05/04/2017	5/3/2017	B16UC060506	2016	EN	956000930	956000930	CDBG	\$3,021.02
	3	46	5928	5/3/2017	Completed	05/04/2017	5/3/2017	B16UC060506	2016	EN	956000930	956000930	CDBG	\$4,611.12
6037794	1	78	5903	5/3/2017	Completed	05/04/2017	5/3/2017	B16UC060506	2016	EN	956000930	956000930	CDBG	\$9,600.00
	2	97	5911	5/3/2017	Completed	05/04/2017	5/3/2017	B15UC060506	2015	EN	956000930	956000930	CDBG	\$2,970.00
	3	85	5923	5/3/2017	Completed	05/04/2017	5/3/2017	B16UC060506	2016	EN	956000930	956000930	CDBG	\$2,726.26
6037824	1	22	5857	5/3/2017	Completed	05/04/2017	5/3/2017	B16UC060506	2016	EN	956000930	956000930	CDBG	\$5,235.42
	2	27	5862	5/3/2017	Completed	05/04/2017	5/3/2017	B16UC060506	2016	EN	956000930	956000930	CDBG	\$271.33
	3	72	5893	5/3/2017	Completed	05/04/2017	5/3/2017	B16UC060506	2016	EN	956000930	956000930	CDBG	\$10,000.00
	4	73	5894	5/3/2017	Completed	05/04/2017	5/3/2017	B16UC060506	2016	EN	956000930	956000930	CDBG	\$3,780.00
	5	51	5601	5/9/2017	Completed	03/18/2017	3/17/2017	B14UC060506	2014	EN	956000930	956000930	CDBG	\$78,239.89
	6	38	5588	5/9/2017	Completed	03/18/2017	3/17/2017	B14UC060506	2014	EN	956000930	956000930	CDBG	\$82,475.41
6039687	1	66	5750	5/9/2017	Completed	05/10/2017	5/9/2017	B15UC060506	2015	EN	956000930	956000930	CDBG	\$82,475.41
6039918	1	80	5825	5/10/2017	Completed	05/10/2017	5/10/2017	B04UC060506	2004	PI	956000930	956000930	CDBG	\$127.49
	2	72	5815	5/10/2017	Completed	05/10/2017	5/10/2017	B04UC060506	2004	PI	956000930	956000930	CDBG	\$235.80
6040365	1	6	5845	5/11/2017	Completed	05/12/2017	5/11/2017	B16UC060506	2016	EN	956000930	956000930	CDBG	\$16,756.70
6040372	1	47	5875	5/11/2017	Completed	05/12/2017	5/11/2017	B16UC060506	2016	EN	956000930	956000930	CDBG	\$5,558.18
	2	52	5878	5/11/2017	Completed	05/12/2017	5/11/2017	B16UC060506	2016	EN	956000930	956000930	CDBG	\$147.34
	3	66	5888	5/11/2017	Completed	05/12/2017	5/11/2017	B16UC060506	2016	EN	956000930	956000930	CDBG	\$652.04
	4	88	5909	5/11/2017	Completed	05/12/2017	5/11/2017	B16UC060506	2016	EN	956000930	956000930	CDBG	\$11,120.20
	5	46	5928	5/11/2017	Completed	05/12/2017	5/11/2017	B16UC060506	2016	EN	956000930	956000930	CDBG	\$3,363.40
	6	101	5938	5/11/2017	Completed	05/12/2017	5/11/2017	B16UC060506	2016	EN	956000930	956000930	CDBG	\$5,377.56
6040374	1	57	5754	5/11/2017	Completed	05/12/2017	5/11/2017	B15UC060506	2015	EN	956000930	956000930	CDBG	\$42,614.92
6040382	1	15	5848	5/11/2017	Completed	05/12/2017	5/11/2017	B16UC060506	2016	EN	956000930	956000930	CDBG	\$875.21
	2	21	5856	5/11/2017	Completed	05/12/2017	5/11/2017	B16UC060506	2016	EN	956000930	956000930	CDBG	\$5,000.00
	3	27	5862	5/11/2017	Completed	05/12/2017	5/11/2017	B16UC060506	2016	EN	956000930	956000930	CDBG	\$422.49
	4	29	5864	5/11/2017	Completed	05/12/2017	5/11/2017	B16UC060506	2016	EN	956000930	956000930	CDBG	\$9,670.17
	7	45	5472	5/15/2017	Completed	04/06/2017	4/5/2017	B14UC060506	2014	EN	956000930	956000930	CDBG	\$2,830.01
	6	94	5643	5/15/2017	Revised	04/06/2017	4/5/2017	B14UC060506	2014	EN	956000930	956000930	CDBG	\$0.00
	9	16	5564	5/15/2017	Completed	04/06/2017	4/5/2017	B14UC060506	2014	EN	956000930	956000930	CDBG	\$5,616.79
	8	94	5643	5/15/2017	Revised	04/06/2017	4/5/2017	B14UC060506	2014	EN	956000930	956000930	CDBG	\$0.00
	11	98	5659	5/15/2017	Completed	04/06/2017	4/5/2017	B14UC060506	2014	EN	956000930	956000930	CDBG	\$706.45
	10	94	5643	5/15/2017	Revised	04/06/2017	4/5/2017	B14UC060506	2014	EN	956000930	956000930	CDBG	\$0.00
	13	101	5812	5/15/2017	Completed	04/06/2017	4/5/2017	B14UC060506	2014	EN	956000930	956000930	CDBG	\$187.35
	12	94	5643	5/15/2017	Revised	04/06/2017	4/5/2017	B14UC060506	2014	EN	956000930	956000930	CDBG	\$0.00
	15	106	5814	5/15/2017	Completed	04/06/2017	4/5/2017	B14UC060506	2014	EN	956000930	956000930	CDBG	\$434.70
	14	94	5643	5/15/2017	Revised	04/06/2017	4/5/2017	B14UC060506	2014	EN	956000930	956000930	CDBG	\$0.00
	17	105	5813	5/15/2017	Completed	04/06/2017	4/5/2017	B14UC060506	2014	EN	956000930	956000930	CDBG	\$659.03
	16	94	5643	5/15/2017	Revised	04/06/2017	4/5/2017	B14UC060506	2014	EN	956000930	956000930	CDBG	\$0.00
	19	100	5818	5/15/2017	Completed	04/06/2017	4/5/2017	B14UC060506	2014	EN	956000930	956000930	CDBG	\$57.13

	18	94	5643	5/15/2017	Revised	04/06/2017	4/5/2017	B14UC060506	2014	EN	956000930	956000930	CDBG	\$0.00
	21	65	5769	5/15/2017	Completed	04/06/2017	4/5/2017	B14UC060506	2014	EN	956000930	956000930	CDBG	\$475.60
	20	94	5643	5/15/2017	Revised	04/06/2017	4/5/2017	B14UC060506	2014	EN	956000930	956000930	CDBG	\$0.00
	23	65	5886	5/15/2017	Completed	04/06/2017	4/5/2017	B14UC060506	2014	EN	956000930	956000930	CDBG	\$108.68
	22	94	5643	5/15/2017	Revised	04/06/2017	4/5/2017	B14UC060506	2014	EN	956000930	956000930	CDBG	\$0.00
	24	94	5643	5/15/2017	Completed	04/06/2017	4/5/2017	B14UC060506	2014	EN	956000930	956000930	CDBG	\$156,217.30
	25	84	5921	5/15/2017	Completed	04/06/2017	4/5/2017	B14UC060506	2014	EN	956000930	956000930	CDBG	\$345.86
	6041210	1	96	5/15/2017	Completed	05/17/2017	5/16/2017	B16UC060506	2016	EN	956000930	956000930	CDBG	\$7,638.90
	6041212	1	79	5/15/2017	Completed	05/17/2017	5/16/2017	B15UC060506	2015	EN	956000930	956000930	CDBG	\$3,782.70
	6041220	1	62	5/15/2017	Completed	05/17/2017	5/16/2017	B15UC060506	2015	EN	956000930	956000930	CDBG	\$1,887.28
6041245	1	38	5588	5/15/2017	Completed	05/17/2017	5/16/2017	B15UC060506	2015	EN	956000930	956000930	CDBG	\$339.72
	2	12	5678	5/15/2017	Completed	05/17/2017	5/16/2017	B15UC060506	2015	EN	956000930	956000930	CDBG	\$615.46
	3	26	5690	5/15/2017	Completed	05/17/2017	5/16/2017	B15UC060506	2015	EN	956000930	956000930	CDBG	\$4,033.80
	4	55	5819	5/15/2017	Completed	05/17/2017	5/16/2017	B15UC060506	2015	EN	956000930	956000930	CDBG	\$96.89
	5	79	5822	5/15/2017	Completed	05/17/2017	5/16/2017	B15UC060506	2015	EN	956000930	956000930	CDBG	\$425.03
	6	73	5745	5/15/2017	Completed	05/17/2017	5/16/2017	B15UC060506	2015	EN	956000930	956000930	CDBG	\$378.74
	7	57	5754	5/15/2017	Completed	05/17/2017	5/16/2017	B15UC060506	2015	EN	956000930	956000930	CDBG	\$339.72
	8	55	5922	5/15/2017	Completed	05/17/2017	5/16/2017	B15UC060506	2015	EN	956000930	956000930	CDBG	\$1,412.74
	9	105	5946	5/15/2017	Completed	05/17/2017	5/16/2017	B15UC060506	2015	EN	956000930	956000930	CDBG	\$358.62
	6041249	1	6	5/15/2017	Completed	05/17/2017	5/16/2017	B16UC060506	2016	EN	956000930	956000930	CDBG	\$21,910.90
6041265	1	15	5848	5/15/2017	Completed	05/17/2017	5/16/2017	B16UC060506	2016	EN	956000930	956000930	CDBG	\$520.31
	2	16	5849	5/15/2017	Completed	05/17/2017	5/16/2017	B16UC060506	2016	EN	956000930	956000930	CDBG	\$145.13
	3	79	5822	5/15/2017	Completed	05/17/2017	5/16/2017	B16UC060506	2016	EN	956000930	956000930	CDBG	\$254.40
	4	105	5813	5/15/2017	Completed	05/17/2017	5/16/2017	B16UC060506	2016	EN	956000930	956000930	CDBG	\$237.50
	5	72	5815	5/15/2017	Completed	05/17/2017	5/16/2017	B16UC060506	2016	EN	956000930	956000930	CDBG	\$35.89
	6	27	5862	5/15/2017	Completed	05/17/2017	5/16/2017	B16UC060506	2016	EN	956000930	956000930	CDBG	\$798.21
	7	99	5935	5/15/2017	Completed	05/17/2017	5/16/2017	B16UC060506	2016	EN	956000930	956000930	CDBG	\$179.30
	8	45	5925	5/15/2017	Completed	05/17/2017	5/16/2017	B16UC060506	2016	EN	956000930	956000930	CDBG	\$1,057.45
	9	80	5900	5/15/2017	Completed	05/17/2017	5/16/2017	B16UC060506	2016	EN	956000930	956000930	CDBG	\$538.87
	10	101	5938	5/15/2017	Completed	05/17/2017	5/16/2017	B16UC060506	2016	EN	956000930	956000930	CDBG	\$826.30
	11	78	5903	5/15/2017	Completed	05/17/2017	5/16/2017	B16UC060506	2016	EN	956000930	956000930	CDBG	\$57.13
	12	79	5899	5/15/2017	Completed	05/17/2017	5/16/2017	B16UC060506	2016	EN	956000930	956000930	CDBG	\$221.16
	13	102	5940	5/15/2017	Completed	05/17/2017	5/16/2017	B16UC060506	2016	EN	956000930	956000930	CDBG	\$1,287.09
	14	85	5923	5/15/2017	Completed	05/17/2017	5/16/2017	B16UC060506	2016	EN	956000930	956000930	CDBG	\$109.24
	15	104	5945	5/15/2017	Completed	05/17/2017	5/16/2017	B16UC060506	2016	EN	956000930	956000930	CDBG	\$489.05
	16	29	5864	5/15/2017	Completed	05/17/2017	5/16/2017	B16UC060506	2016	EN	956000930	956000930	CDBG	\$995.22
	17	102	5821	5/15/2017	Completed	05/17/2017	5/16/2017	B16UC060506	2016	EN	956000930	956000930	CDBG	\$475.60
	18	97	5911	5/15/2017	Completed	05/17/2017	5/16/2017	B16UC060506	2016	EN	956000930	956000930	CDBG	\$7.32
	6042802	1	98	5/18/2017	Completed	05/20/2017	5/19/2017	B14UC060506	2014	EN	956000930	956000930	CDBG	\$1,673.20
	2	101	5812	5/18/2017	Completed	05/20/2017	5/19/2017	B14UC060506	2014	EN	956000930	956000930	CDBG	\$25.08
6042810	3	65	5769	5/18/2017	Completed	05/20/2017	5/19/2017	B14UC060506	2014	EN	956000930	956000930	CDBG	\$1,308.75
	1	101	5670	5/18/2017	Completed	05/20/2017	5/19/2017	B15UC060506	2015	EN	956000930	956000930	CDBG	\$165.00
	3	119	5831	5/18/2017	Completed	05/20/2017	5/19/2017	B15UC060506	2015	EN	956000930	956000930	CDBG	\$11,443.71
6042813	2	26	5690	5/18/2017	Revised	05/20/2017	5/19/2017	B15UC060506	2015	EN	956000930	956000930	CDBG	\$0.00
	1	105	5813	5/18/2017	Completed	05/20/2017	5/19/2017	B16UC060506	2016	EN	956000930	956000930	CDBG	\$75.19
	2	8	5847	5/18/2017	Completed	05/20/2017	5/19/2017	B16UC060506	2016	EN	956000930	956000930	CDBG	\$621.79
	3	15	5848	5/18/2017	Completed	05/20/2017	5/19/2017	B16UC060506	2016	EN	956000930	956000930	CDBG	\$1,440.00
	4	51	5877	5/18/2017	Completed	05/20/2017	5/19/2017	B16UC060506	2016	EN	956000930	956000930	CDBG	\$375.00

	5	65	5886	5/18/2017	Completed	05/20/2017	5/19/2017	B16UC060506	2016	EN	956000930	956000930	CDBG	\$30,171.85
	6	76	5897	5/18/2017	Completed	05/20/2017	5/19/2017	B16UC060506	2016	EN	956000930	956000930	CDBG	\$2,772.46
6042815	1	6	5845	5/18/2017	Completed	05/20/2017	5/19/2017	B16UC060506	2016	EN	956000930	956000930	CDBG	\$18,439.97
6042817	1	62	5759	5/18/2017	Completed	05/20/2017	5/19/2017	B15UC060506	2015	EN	956000930	956000930	CDBG	\$129.77
6042825	1	65	5886	5/18/2017	Completed	05/19/2017	5/19/2017	B16UC060506	2016	PI	956000930	956000930	CDBG	\$16,226.21
	2	103	5944	5/18/2017	Completed	05/19/2017	5/19/2017	B16UC060506	2016	PI	956000930	956000930	CDBG	\$4,056.55
6044520	1	66	5888	5/24/2017	Completed	05/25/2017	5/24/2017	B16UC060506	2016	EN	956000930	956000930	CDBG	\$6,389.20
	2	7	5846	5/24/2017	Completed	05/25/2017	5/24/2017	B16UC060506	2016	EN	956000930	956000930	CDBG	\$11,356.44
	3	60	5882	5/24/2017	Completed	05/25/2017	5/24/2017	B16UC060506	2016	EN	956000930	956000930	CDBG	\$2,130.39
6044522	1	98	5951	5/24/2017	Completed	05/25/2017	5/24/2017	B14UC060506	2014	EN	956000930	956000930	CDBG	\$7,200.45
6044523	1	6	5845	5/24/2017	Completed	05/25/2017	5/24/2017	B16UC060506	2016	EN	956000930	956000930	CDBG	\$14,945.83
	4	79	5899	6/1/2017	Completed	04/20/2017	4/19/2017	B16UC060506	2016	EN	956000930	956000930	CDBG	\$34,722.40
	15	106	5814	6/6/2017	Completed	04/22/2017	4/21/2017	B14UC060506	2014	EN	956000930	956000930	CDBG	\$52.58
6047964	1	45	5472	6/6/2017	Completed	06/07/2017	6/6/2017	B14UC060506	2014	EN	956000930	956000930	CDBG	\$2,529.66
	2	16	5564	6/6/2017	Completed	06/07/2017	6/6/2017	B14UC060506	2014	EN	956000930	956000930	CDBG	\$5,157.41
	3	98	5659	6/6/2017	Completed	06/07/2017	6/6/2017	B14UC060506	2014	EN	956000930	956000930	CDBG	\$1,044.18
	4	94	5643	6/6/2017	Completed	06/07/2017	6/6/2017	B14UC060506	2014	EN	956000930	956000930	CDBG	\$130.59
	5	106	5814	6/6/2017	Completed	06/07/2017	6/6/2017	B14UC060506	2014	EN	956000930	956000930	CDBG	\$6.32
	6	65	5769	6/6/2017	Completed	06/07/2017	6/6/2017	B14UC060506	2014	EN	956000930	956000930	CDBG	\$391.77
	7	57	5754	6/6/2017	Completed	06/07/2017	6/6/2017	B14UC060506	2014	EN	956000930	956000930	CDBG	\$952.08
	8	65	5886	6/6/2017	Completed	06/07/2017	6/6/2017	B14UC060506	2014	EN	956000930	956000930	CDBG	\$84.76
	9	84	5921	6/6/2017	Completed	06/07/2017	6/6/2017	B14UC060506	2014	EN	956000930	956000930	CDBG	\$553.63
6047979	1	38	5588	6/6/2017	Completed	06/07/2017	6/6/2017	B15UC060506	2015	EN	956000930	956000930	CDBG	\$718.25
	2	12	5678	6/6/2017	Completed	06/07/2017	6/6/2017	B15UC060506	2015	EN	956000930	956000930	CDBG	\$692.59
	3	26	5690	6/6/2017	Completed	06/07/2017	6/6/2017	B15UC060506	2015	EN	956000930	956000930	CDBG	\$4,616.09
	4	79	5822	6/6/2017	Completed	06/07/2017	6/6/2017	B15UC060506	2015	EN	956000930	956000930	CDBG	\$983.61
	5	73	5745	6/6/2017	Completed	06/07/2017	6/6/2017	B15UC060506	2015	EN	956000930	956000930	CDBG	\$221.45
	6	89	5699	6/6/2017	Completed	06/07/2017	6/6/2017	B15UC060506	2015	EN	956000930	956000930	CDBG	\$176.70
	7	55	5922	6/6/2017	Completed	06/07/2017	6/6/2017	B15UC060506	2015	EN	956000930	956000930	CDBG	\$59.66
	8	105	5946	6/6/2017	Completed	06/07/2017	6/6/2017	B15UC060506	2015	EN	956000930	956000930	CDBG	\$89.65
6047996	1	57	5754	6/6/2017	Completed	06/07/2017	6/6/2017	B16UC060506	2016	EN	956000930	956000930	CDBG	\$157.95
	2	105	5813	6/6/2017	Completed	06/07/2017	6/6/2017	B16UC060506	2016	EN	956000930	956000930	CDBG	\$1,293.34
	3	72	5815	6/6/2017	Completed	06/07/2017	6/6/2017	B16UC060506	2016	EN	956000930	956000930	CDBG	\$353.41
	4	16	5849	6/6/2017	Completed	06/07/2017	6/6/2017	B16UC060506	2016	EN	956000930	956000930	CDBG	\$244.81
	5	27	5862	6/6/2017	Completed	06/07/2017	6/6/2017	B16UC060506	2016	EN	956000930	956000930	CDBG	\$244.81
	6	64	5885	6/6/2017	Completed	06/07/2017	6/6/2017	B16UC060506	2016	EN	956000930	956000930	CDBG	\$58.90
	7	65	5886	6/6/2017	Completed	06/07/2017	6/6/2017	B16UC060506	2016	EN	956000930	956000930	CDBG	\$419.80
	8	45	5925	6/6/2017	Completed	06/07/2017	6/6/2017	B16UC060506	2016	EN	956000930	956000930	CDBG	\$1,310.78
	9	80	5900	6/6/2017	Completed	06/07/2017	6/6/2017	B16UC060506	2016	EN	956000930	956000930	CDBG	\$1,134.68
	10	97	5911	6/6/2017	Completed	06/07/2017	6/6/2017	B16UC060506	2016	EN	956000930	956000930	CDBG	\$593.91
	11	101	5938	6/6/2017	Completed	06/07/2017	6/6/2017	B16UC060506	2016	EN	956000930	956000930	CDBG	\$690.79
	12	79	5899	6/6/2017	Completed	06/07/2017	6/6/2017	B16UC060506	2016	EN	956000930	956000930	CDBG	\$1,079.32
	13	102	5940	6/6/2017	Completed	06/07/2017	6/6/2017	B16UC060506	2016	EN	956000930	956000930	CDBG	\$887.39
	14	52	5878	6/6/2017	Completed	06/07/2017	6/6/2017	B16UC060506	2016	EN	956000930	956000930	CDBG	\$179.30
	15	29	5864	6/6/2017	Completed	06/07/2017	6/6/2017	B16UC060506	2016	EN	956000930	956000930	CDBG	\$471.20
	16	55	5922	6/6/2017	Completed	06/07/2017	6/6/2017	B16UC060506	2016	EN	956000930	956000930	CDBG	\$88.46
6048165	1	6	5845	6/6/2017	Completed	06/08/2017	6/7/2017	B16UC060506	2016	EN	956000930	956000930	CDBG	\$35,213.47
6048167	1	62	5759	6/6/2017	Completed	06/08/2017	6/7/2017	B15UC060506	2015	EN	956000930	956000930	CDBG	\$2,119.84

6049070	1	93	5365	6/8/2017	Completed	06/10/2017	6/9/2017	B14UC060506	2014	EN	956000930	956000930	CDBG	\$9,182.01
	2	85	5512	6/8/2017	Completed	06/10/2017	6/9/2017	B14UC060506	2014	EN	956000930	956000930	CDBG	\$13,650.00
	3	94	5643	6/8/2017	Completed	06/10/2017	6/9/2017	B14UC060506	2014	EN	956000930	956000930	CDBG	\$152,936.24
	4	102	5671	6/8/2017	Completed	06/10/2017	6/9/2017	B14UC060506	2014	EN	956000930	956000930	CDBG	\$3,356.78
6049074	1	65	5769	6/8/2017	Completed	06/10/2017	6/9/2017	B14UC060506	2014	EN	956000930	956000930	CDBG	\$248.64
	2	84	5921	6/8/2017	Completed	06/10/2017	6/9/2017	B14UC060506	2014	EN	956000930	956000930	CDBG	\$2,593.66
	3	98	5951	6/8/2017	Completed	06/10/2017	6/9/2017	B14UC060506	2014	EN	956000930	956000930	CDBG	\$1,598.95
	4	101	5812	6/8/2017	Completed	06/10/2017	6/9/2017	B14UC060506	2014	EN	956000930	956000930	CDBG	\$484.13
6049076	1	94	5643	6/8/2017	Completed	06/10/2017	6/9/2017	B15UC060506	2015	EN	956000930	956000930	CDBG	\$502.37
	3	79	5744	6/8/2017	Completed	06/10/2017	6/9/2017	B15UC060506	2015	EN	956000930	956000930	CDBG	\$20,306.89
	4	84	5921	6/8/2017	Completed	06/10/2017	6/9/2017	B15UC060506	2015	EN	956000930	956000930	CDBG	\$16,499.00
	5	71	5765	6/8/2017	Completed	06/10/2017	6/9/2017	B15UC060506	2015	EN	956000930	956000930	CDBG	\$2,775.00
	6	72	5766	6/8/2017	Completed	06/10/2017	6/9/2017	B15UC060506	2015	EN	956000930	956000930	CDBG	\$225,513.28
	2	26	5690	6/8/2017	Revised	06/10/2017	6/9/2017	B15UC060506	2015	EN	956000930	956000930	CDBG	\$0.00
	2	25	5860	6/8/2017	Completed	06/10/2017	6/9/2017	B16UC060506	2016	EN	956000930	956000930	CDBG	\$15,898.31
6049077	2	47	5875	6/8/2017	Completed	06/10/2017	6/9/2017	B16UC060506	2016	EN	956000930	956000930	CDBG	\$6,369.39
	3	58	5880	6/8/2017	Completed	06/10/2017	6/9/2017	B16UC060506	2016	EN	956000930	956000930	CDBG	\$30,000.00
	4	74	5895	6/8/2017	Completed	06/10/2017	6/9/2017	B16UC060506	2016	EN	956000930	956000930	CDBG	\$2,553.60
	5	75	5896	6/8/2017	Completed	06/10/2017	6/9/2017	B16UC060506	2016	EN	956000930	956000930	CDBG	\$1,447.94
	1	76	5897	6/8/2017	Completed	06/10/2017	6/9/2017	B16UC060506	2016	EN	956000930	956000930	CDBG	\$5,451.57
6049082	2	78	5903	6/8/2017	Completed	06/10/2017	6/9/2017	B16UC060506	2016	EN	956000930	956000930	CDBG	\$40,536.00
	3	88	5909	6/8/2017	Completed	06/10/2017	6/9/2017	B16UC060506	2016	EN	956000930	956000930	CDBG	\$9,087.78
	4	84	5921	6/8/2017	Completed	06/10/2017	6/9/2017	B16UC060506	2016	EN	956000930	956000930	CDBG	\$14,020.24
	5	101	5938	6/8/2017	Completed	06/10/2017	6/9/2017	B16UC060506	2016	EN	956000930	956000930	CDBG	\$1,178.65
	6	104	5945	6/8/2017	Completed	06/10/2017	6/9/2017	B16UC060506	2016	EN	956000930	956000930	CDBG	\$84,757.62
	1	6	5845	6/8/2017	Completed	06/10/2017	6/9/2017	B16UC060506	2016	EN	956000930	956000930	CDBG	\$4,941.49
6049083	1	6	5845	6/13/2017	Completed	06/15/2017	6/14/2017	B16UC060506	2016	EN	956000930	956000930	CDBG	\$10,306.46
6050512	1	65	5769	6/13/2017	Completed	06/15/2017	6/14/2017	B14UC060506	2014	EN	956000930	956000930	CDBG	\$1,049.75
	3	99	5935	6/13/2017	Completed	06/15/2017	6/14/2017	B14UC060506	2014	EN	956000930	956000930	CDBG	\$13,819.60
	2	16	5564	6/13/2017	Revised	06/15/2017	6/14/2017	B14UC060506	2014	EN	956000930	956000930	CDBG	\$0.00
6050515	1	102	5940	6/13/2017	Completed	06/15/2017	6/14/2017	B16UC060506	2016	EN	956000930	956000930	CDBG	\$1,696.57
	2	7	5846	6/13/2017	Completed	06/15/2017	6/14/2017	B16UC060506	2016	EN	956000930	956000930	CDBG	\$13,952.60
	3	8	5847	6/13/2017	Completed	06/15/2017	6/14/2017	B16UC060506	2016	EN	956000930	956000930	CDBG	\$866.64
	4	27	5862	6/13/2017	Completed	06/15/2017	6/14/2017	B16UC060506	2016	EN	956000930	956000930	CDBG	\$485.03
	5	15	5848	6/13/2017	Completed	06/15/2017	6/14/2017	B16UC060506	2016	EN	956000930	956000930	CDBG	\$2,346.04
6051160	1	6	5845	6/15/2017	Completed	06/16/2017	6/15/2017	B16UC060506	2016	EN	956000930	956000930	CDBG	\$21,052.38
6051163	1	62	5759	6/15/2017	Completed	06/16/2017	6/15/2017	B15UC060506	2015	EN	956000930	956000930	CDBG	\$2,462.75
6051173	1	93	5365	6/15/2017	Completed	06/16/2017	6/15/2017	B14UC060506	2014	EN	956000930	956000930	CDBG	\$133.59
	2	37	5464	6/15/2017	Completed	06/16/2017	6/15/2017	B14UC060506	2014	EN	956000930	956000930	CDBG	\$133.59
	3	45	5472	6/15/2017	Completed	06/16/2017	6/15/2017	B14UC060506	2014	EN	956000930	956000930	CDBG	\$2,495.88
	4	16	5564	6/15/2017	Completed	06/16/2017	6/15/2017	B14UC060506	2014	EN	956000930	956000930	CDBG	\$5,378.41
	5	98	5659	6/15/2017	Completed	06/16/2017	6/15/2017	B14UC060506	2014	EN	956000930	956000930	CDBG	\$886.39
	6	101	5812	6/15/2017	Completed	06/16/2017	6/15/2017	B14UC060506	2014	EN	956000930	956000930	CDBG	\$395.94
	7	106	5814	6/15/2017	Completed	06/16/2017	6/15/2017	B14UC060506	2014	EN	956000930	956000930	CDBG	\$101.02
	8	65	5769	6/15/2017	Completed	06/16/2017	6/15/2017	B14UC060506	2014	EN	956000930	956000930	CDBG	\$604.85
6051191	1	38	5588	6/15/2017	Completed	06/16/2017	6/15/2017	B15UC060506	2015	EN	956000930	956000930	CDBG	\$378.02
	2	12	5678	6/15/2017	Completed	06/16/2017	6/15/2017	B15UC060506	2015	EN	956000930	956000930	CDBG	\$483.07
	3	26	5690	6/15/2017	Completed	06/16/2017	6/15/2017	B15UC060506	2015	EN	956000930	956000930	CDBG	\$4,836.69

6051209	4	79	5822	6/15/2017	Completed	06/16/2017	6/15/2017	B15UC060506	2015	EN	956000930	956000930	CDBG	\$642.64
	5	73	5745	6/15/2017	Completed	06/16/2017	6/15/2017	B15UC060506	2015	EN	956000930	956000930	CDBG	\$65.13
	6	105	5946	6/15/2017	Completed	06/16/2017	6/15/2017	B15UC060506	2015	EN	956000930	956000930	CDBG	\$505.09
	1	105	5813	6/15/2017	Completed	06/16/2017	6/15/2017	B16UC060506	2016	EN	956000930	956000930	CDBG	\$606.11
	2	72	5815	6/15/2017	Completed	06/16/2017	6/15/2017	B16UC060506	2016	EN	956000930	956000930	CDBG	\$156.41
	3	81	5762	6/15/2017	Completed	06/16/2017	6/15/2017	B16UC060506	2016	EN	956000930	956000930	CDBG	\$395.94
	4	16	5849	6/15/2017	Completed	06/16/2017	6/15/2017	B16UC060506	2016	EN	956000930	956000930	CDBG	\$483.07
	5	27	5862	6/15/2017	Completed	06/16/2017	6/15/2017	B16UC060506	2016	EN	956000930	956000930	CDBG	\$281.79
	6	64	5885	6/15/2017	Completed	06/16/2017	6/15/2017	B16UC060506	2016	EN	956000930	956000930	CDBG	\$364.94
	7	65	5886	6/15/2017	Completed	06/16/2017	6/15/2017	B16UC060506	2016	EN	956000930	956000930	CDBG	\$306.30
	8	97	5911	6/15/2017	Completed	06/16/2017	6/15/2017	B16UC060506	2016	EN	956000930	956000930	CDBG	\$527.06
	9	101	5938	6/15/2017	Completed	06/16/2017	6/15/2017	B16UC060506	2016	EN	956000930	956000930	CDBG	\$1,283.35
	10	79	5899	6/15/2017	Completed	06/16/2017	6/15/2017	B16UC060506	2016	EN	956000930	956000930	CDBG	\$1,152.25
	11	84	5921	6/15/2017	Completed	06/16/2017	6/15/2017	B16UC060506	2016	EN	956000930	956000930	CDBG	\$182.37
	12	51	5877	6/15/2017	Completed	06/16/2017	6/15/2017	B16UC060506	2016	EN	956000930	956000930	CDBG	\$133.59
6053878	13	57	5931	6/15/2017	Completed	06/16/2017	6/15/2017	B16UC060506	2016	EN	956000930	956000930	CDBG	\$133.59
	14	29	5864	6/15/2017	Completed	06/16/2017	6/15/2017	B16UC060506	2016	EN	956000930	956000930	CDBG	\$1,146.98
	15	55	5922	6/15/2017	Completed	06/16/2017	6/15/2017	B16UC060506	2016	EN	956000930	956000930	CDBG	\$267.19
	1	95	5197	6/22/2017	Completed	06/24/2017	6/23/2017	B14UC060506	2014	EN	956000930	956000930	CDBG	\$127.75
	2	45	5472	6/22/2017	Completed	06/24/2017	6/23/2017	B14UC060506	2014	EN	956000930	956000930	CDBG	\$2,142.32
	3	16	5564	6/22/2017	Completed	06/24/2017	6/23/2017	B14UC060506	2014	EN	956000930	956000930	CDBG	\$5,394.40
	4	98	5659	6/22/2017	Completed	06/24/2017	6/23/2017	B14UC060506	2014	EN	956000930	956000930	CDBG	\$946.58
	5	99	5660	6/22/2017	Completed	06/24/2017	6/23/2017	B14UC060506	2014	EN	956000930	956000930	CDBG	\$342.77
	6	101	5812	6/22/2017	Completed	06/24/2017	6/23/2017	B14UC060506	2014	EN	956000930	956000930	CDBG	\$699.72
	7	106	5814	6/22/2017	Completed	06/24/2017	6/23/2017	B14UC060506	2014	EN	956000930	956000930	CDBG	\$109.45
	8	100	5818	6/22/2017	Completed	06/24/2017	6/23/2017	B14UC060506	2014	EN	956000930	956000930	CDBG	\$107.64
	9	65	5769	6/22/2017	Completed	06/24/2017	6/23/2017	B14UC060506	2014	EN	956000930	956000930	CDBG	\$81.09
6053881	1	62	5759	6/22/2017	Completed	06/24/2017	6/23/2017	B15UC060506	2015	EN	956000930	956000930	CDBG	\$4,336.82
6053886	1	94	5643	6/22/2017	Completed	06/24/2017	6/23/2017	B15UC060506	2015	EN	956000930	956000930	CDBG	\$973.12
	2	12	5678	6/22/2017	Completed	06/24/2017	6/23/2017	B15UC060506	2015	EN	956000930	956000930	CDBG	\$894.45
	3	79	5822	6/22/2017	Completed	06/24/2017	6/23/2017	B15UC060506	2015	EN	956000930	956000930	CDBG	\$892.02
	4	73	5745	6/22/2017	Completed	06/24/2017	6/23/2017	B15UC060506	2015	EN	956000930	956000930	CDBG	\$107.64
	5	57	5754	6/22/2017	Completed	06/24/2017	6/23/2017	B15UC060506	2015	EN	956000930	956000930	CDBG	\$453.63
	6	89	5699	6/22/2017	Completed	06/24/2017	6/23/2017	B15UC060506	2015	EN	956000930	956000930	CDBG	\$96.85
	7	26	5690	6/22/2017	Completed	06/24/2017	6/23/2017	B15UC060506	2015	EN	956000930	956000930	CDBG	\$5,340.79
	8	105	5946	6/22/2017	Completed	06/24/2017	6/23/2017	B15UC060506	2015	EN	956000930	956000930	CDBG	\$2,821.62
6053887	1	6	5845	6/22/2017	Completed	06/24/2017	6/23/2017	B16UC060506	2016	EN	956000930	956000930	CDBG	\$19,542.21
6053895	1	105	5813	6/22/2017	Completed	06/24/2017	6/23/2017	B16UC060506	2016	EN	956000930	956000930	CDBG	\$323.68
	2	63	5613	6/22/2017	Completed	06/24/2017	6/23/2017	B16UC060506	2016	EN	956000930	956000930	CDBG	\$191.63
	3	16	5849	6/22/2017	Completed	06/24/2017	6/23/2017	B16UC060506	2016	EN	956000930	956000930	CDBG	\$342.77
	4	27	5862	6/22/2017	Completed	06/24/2017	6/23/2017	B16UC060506	2016	EN	956000930	956000930	CDBG	\$408.67
	5	64	5885	6/22/2017	Completed	06/24/2017	6/23/2017	B16UC060506	2016	EN	956000930	956000930	CDBG	\$109.45
	6	65	5886	6/22/2017	Completed	06/24/2017	6/23/2017	B16UC060506	2016	EN	956000930	956000930	CDBG	\$619.63
	7	45	5925	6/22/2017	Completed	06/24/2017	6/23/2017	B16UC060506	2016	EN	956000930	956000930	CDBG	\$1,883.89
	8	80	5900	6/22/2017	Completed	06/24/2017	6/23/2017	B16UC060506	2016	EN	956000930	956000930	CDBG	\$949.92
	9	97	5911	6/22/2017	Completed	06/24/2017	6/23/2017	B16UC060506	2016	EN	956000930	956000930	CDBG	\$72.66
	10	101	5938	6/22/2017	Completed	06/24/2017	6/23/2017	B16UC060506	2016	EN	956000930	956000930	CDBG	\$796.40
	11	78	5903	6/22/2017	Completed	06/24/2017	6/23/2017	B16UC060506	2016	EN	956000930	956000930	CDBG	\$360.61

	12	79	5899	6/22/2017	Completed	06/24/2017	6/23/2017	B16UC060506	2016	EN	956000930	956000930	CDBG	\$161.47
	13	84	5921	6/22/2017	Completed	06/24/2017	6/23/2017	B16UC060506	2016	EN	956000930	956000930	CDBG	\$215.30
	14	102	5940	6/22/2017	Completed	06/24/2017	6/23/2017	B16UC060506	2016	EN	956000930	956000930	CDBG	\$2,618.33
	15	85	5923	6/22/2017	Completed	06/24/2017	6/23/2017	B16UC060506	2016	EN	956000930	956000930	CDBG	\$215.30
	16	57	5931	6/22/2017	Completed	06/24/2017	6/23/2017	B16UC060506	2016	EN	956000930	956000930	CDBG	\$255.50
	17	29	5864	6/22/2017	Completed	06/24/2017	6/23/2017	B16UC060506	2016	EN	956000930	956000930	CDBG	\$492.51
	18	53	5919	6/22/2017	Completed	06/24/2017	6/23/2017	B16UC060506	2016	EN	956000930	956000930	CDBG	\$383.25
	19	66	5750	6/22/2017	Completed	06/24/2017	6/23/2017	B16UC060506	2016	EN	956000930	956000930	CDBG	\$42.85
	20	67	5930	6/22/2017	Completed	06/24/2017	6/23/2017	B16UC060506	2016	EN	956000930	956000930	CDBG	\$971.70
6054156	1	63	5613	6/23/2017	Completed	06/24/2017	6/23/2017	B14UC060506	2014	EN	956000930	956000930	CDBG	\$14,862.01
	2	98	5659	6/23/2017	Completed	06/24/2017	6/23/2017	B14UC060506	2014	EN	956000930	956000930	CDBG	\$71.20
	3	99	5660	6/23/2017	Completed	06/24/2017	6/23/2017	B14UC060506	2014	EN	956000930	956000930	CDBG	\$71.20
6054158	1	26	5690	6/23/2017	Completed	06/24/2017	6/23/2017	B15UC060506	2015	EN	956000930	956000930	CDBG	\$1,013.80
6054170	1	24	5859	6/23/2017	Completed	06/24/2017	6/23/2017	B16UC060506	2016	EN	956000930	956000930	CDBG	\$7,562.00
	2	60	5882	6/23/2017	Completed	06/24/2017	6/23/2017	B16UC060506	2016	EN	956000930	956000930	CDBG	\$1,163.09
	3	50	5887	6/23/2017	Completed	06/24/2017	6/23/2017	B16UC060506	2016	EN	956000930	956000930	CDBG	\$3,030.00
	4	76	5897	6/23/2017	Completed	06/24/2017	6/23/2017	B16UC060506	2016	EN	956000930	956000930	CDBG	\$617.34
	5	77	5898	6/23/2017	Completed	06/24/2017	6/23/2017	B16UC060506	2016	EN	956000930	956000930	CDBG	\$1,650.87
	6	85	5923	6/23/2017	Completed	06/24/2017	6/23/2017	B16UC060506	2016	EN	956000930	956000930	CDBG	\$5,032.44
	7	15	5848	6/23/2017	Completed	06/24/2017	6/23/2017	B16UC060506	2016	EN	956000930	956000930	CDBG	\$201.85
6054174	1	62	5759	6/23/2017	Completed	06/24/2017	6/23/2017	B15UC060506	2015	EN	956000930	956000930	CDBG	\$17.97
6054176	1	6	5845	6/23/2017	Revised	06/24/2017	6/23/2017	B16UC060506	2016	EN	956000930	956000930	CDBG	\$0.00
6054178	1	6	5845	6/23/2017	Revised	06/24/2017	6/23/2017	B16UC060506	2016	EN	956000930	956000930	CDBG	\$0.00
6054179	1	6	5845	6/23/2017	Completed	06/24/2017	6/23/2017	B16UC060506	2016	EN	956000930	956000930	CDBG	\$37,003.21
6054182	1	77	5898	6/23/2017	Completed	06/23/2017	6/23/2017	B16UC060506	2016	PI	956000930	956000930	CDBG	\$238.00
	6	101	5670	6/26/2017	Completed	03/28/2017	3/27/2017	B15UC060506	2015	EN	956000930	956000930	CDBG	\$287.98
6054967	1	6	5845	6/26/2017	Completed	06/27/2017	6/26/2017	B16UC060506	2016	EN	956000930	956000930	CDBG	\$1,157.74
6054969	1	64	5885	6/26/2017	Completed	06/27/2017	6/26/2017	B16UC060506	2016	EN	956000930	956000930	CDBG	\$2,780.30
	2	72	5815	6/26/2017	Completed	06/27/2017	6/26/2017	B16UC060506	2016	EN	956000930	956000930	CDBG	\$291.55
6054971	1	101	5670	6/26/2017	Completed	06/27/2017	6/26/2017	B15UC060506	2015	EN	956000930	956000930	CDBG	\$3,262.02
	2	64	5885	6/26/2017	Completed	06/27/2017	6/26/2017	B14UC060506	2014	EN	956000930	956000930	CDBG	\$3,000.00
6057306	2	6	5845	7/12/2017	Completed	06/24/2017	6/23/2017	B16UC060506	2016	EN	956000930	956000930	CDBG	\$42,979.58
	3	47	5875	7/12/2017	Completed	06/24/2017	6/23/2017	B16UC060506	2016	EN	956000930	956000930	CDBG	\$10,020.42
6060132	1	95	5197	7/13/2017	Completed	07/14/2017	7/13/2017	B14UC060506	2014	EN	956000930	956000930	CDBG Y	\$287.89
	2	93	5365	7/13/2017	Completed	07/14/2017	7/13/2017	B14UC060506	2014	EN	956000930	956000930	CDBG Y	\$359.86
	3	45	5472	7/13/2017	Completed	07/14/2017	7/13/2017	B14UC060506	2014	EN	956000930	956000930	CDBG Y	\$202.03
	4	85	5512	7/13/2017	Completed	07/14/2017	7/13/2017	B14UC060506	2014	EN	956000930	956000930	CDBG Y	\$71.97
	5	16	5564	7/13/2017	Completed	07/14/2017	7/13/2017	B14UC060506	2014	EN	956000930	956000930	CDBG Y	\$4,661.77
	6	98	5659	7/13/2017	Completed	07/14/2017	7/13/2017	B14UC060506	2014	EN	956000930	956000930	CDBG Y	\$1,540.72
	7	99	5660	7/13/2017	Completed	07/14/2017	7/13/2017	B14UC060506	2014	EN	956000930	956000930	CDBG Y	\$1,641.74
	8	65	5769	7/13/2017	Completed	07/14/2017	7/13/2017	B14UC060506	2014	EN	956000930	956000930	CDBG Y	\$242.65
	9	101	5812	7/13/2017	Completed	07/14/2017	7/13/2017	B14UC060506	2014	EN	956000930	956000930	CDBG Y	\$751.94
	10	106	5814	7/13/2017	Completed	07/14/2017	7/13/2017	B14UC060506	2014	EN	956000930	956000930	CDBG Y	\$55.92
	11	100	5818	7/13/2017	Completed	07/14/2017	7/13/2017	B14UC060506	2014	EN	956000930	956000930	CDBG Y	\$149.42
6060160	1	94	5643	7/13/2017	Completed	07/14/2017	7/13/2017	B15UC060506	2015	EN	956000930	956000930	CDBG Y	\$849.77
	2	12	5678	7/13/2017	Completed	07/14/2017	7/13/2017	B15UC060506	2015	EN	956000930	956000930	CDBG Y	\$907.33
	3	26	5690	7/13/2017	Completed	07/14/2017	7/13/2017	B15UC060506	2015	EN	956000930	956000930	CDBG Y	\$4,779.87
	4	89	5699	7/13/2017	Completed	07/14/2017	7/13/2017	B15UC060506	2015	EN	956000930	956000930	CDBG Y	\$223.65

6060162	5	73	5745	7/13/2017	Completed	07/14/2017	7/13/2017	B15UC060506	2015	EN	956000930	956000930	CDBG	Y	\$57.84
	6	71	5765	7/13/2017	Completed	07/14/2017	7/13/2017	B15UC060506	2015	EN	956000930	956000930	CDBG	Y	\$143.95
	7	79	5822	7/13/2017	Completed	07/14/2017	7/13/2017	B15UC060506	2015	EN	956000930	956000930	CDBG	Y	\$849.77
	8	105	5946	7/13/2017	Completed	07/14/2017	7/13/2017	B15UC060506	2015	EN	956000930	956000930	CDBG	Y	\$3,425.96
	1	62	5759	7/13/2017	Completed	07/14/2017	7/13/2017	B15UC060506	2015	EN	956000930	956000930	CDBG	Y	\$5,469.46
	3	47	5875	7/18/2017	Completed	06/24/2017	6/23/2017	B16UC060506	2016	EN	956000930	956000930	CDBG		\$11,176.20
	2	6	5845	7/18/2017	Revised	06/24/2017	6/23/2017	B16UC060506	2016	EN	956000930	956000930	CDBG		\$0.00
	5	78	5903	7/18/2017	Completed	06/24/2017	6/23/2017	B16UC060506	2016	EN	956000930	956000930	CDBG		\$29,864.00
	4	6	5845	7/18/2017	Revised	06/24/2017	6/23/2017	B16UC060506	2016	EN	956000930	956000930	CDBG		\$0.00
	6	6	5845	7/18/2017	Revised	06/24/2017	6/23/2017	B16UC060506	2016	EN	956000930	956000930	CDBG		\$0.00
6063374	7	15	5848	7/18/2017	Revised	06/24/2017	6/23/2017	B16UC060506	2016	EN	956000930	956000930	CDBG		\$0.00
	9	104	5945	7/18/2017	Completed	06/24/2017	6/23/2017	B16UC060506	2016	EN	956000930	956000930	CDBG		\$630.67
	8	6	5845	7/18/2017	Revised	06/24/2017	6/23/2017	B16UC060506	2016	EN	956000930	956000930	CDBG		\$0.00
	10	6	5845	7/18/2017	Completed	06/24/2017	6/23/2017	B16UC060506	2016	EN	956000930	956000930	CDBG		\$8,746.87
	11	29	5864	7/18/2017	Completed	06/24/2017	6/23/2017	B16UC060506	2016	EN	956000930	956000930	CDBG		\$880.74
	2	6	5845	7/18/2017	Completed	05/04/2017	5/3/2017	B16UC060506	2016	EN	956000930	956000930	CDBG		\$9,211.58
	3	15	5848	7/18/2017	Completed	05/04/2017	5/3/2017	B16UC060506	2016	EN	956000930	956000930	CDBG		\$716.05
	1	6	5845	7/24/2017	Completed	07/25/2017	7/24/2017	B16UC060506	2016	EN	956000930	956000930	CDBG	Y	\$532.30
	2	62	5759	7/24/2017	Completed	07/25/2017	7/24/2017	B15UC060506	2015	EN	956000930	956000930	CDBG	Y	\$15.86
	1	65	5886	7/24/2017	Completed	07/25/2017	7/24/2017	B16UC060506	2016	EN	956000930	956000930	CDBG	Y	\$380.59
6063448	2	45	5925	7/24/2017	Completed	07/25/2017	7/24/2017	B16UC060506	2016	EN	956000930	956000930	CDBG	Y	\$812.69
	3	80	5900	7/24/2017	Completed	07/25/2017	7/24/2017	B16UC060506	2016	EN	956000930	956000930	CDBG	Y	\$351.16
	4	78	5903	7/24/2017	Completed	07/25/2017	7/24/2017	B16UC060506	2016	EN	956000930	956000930	CDBG	Y	\$404.88
	5	79	5899	7/24/2017	Completed	07/25/2017	7/24/2017	B16UC060506	2016	EN	956000930	956000930	CDBG	Y	\$830.40
	6	102	5940	7/24/2017	Completed	07/25/2017	7/24/2017	B16UC060506	2016	EN	956000930	956000930	CDBG	Y	\$431.97
	7	51	5877	7/24/2017	Completed	07/25/2017	7/24/2017	B16UC060506	2016	EN	956000930	956000930	CDBG	Y	\$50.51
	8	18	5851	7/24/2017	Completed	07/25/2017	7/24/2017	B16UC060506	2016	EN	956000930	956000930	CDBG	Y	\$44.20
	9	101	5938	7/24/2017	Completed	07/25/2017	7/24/2017	B16UC060506	2016	EN	956000930	956000930	CDBG	Y	\$221.00
	1	29	5864	7/24/2017	Completed	07/25/2017	7/24/2017	B16UC060506	2016	EN	956000930	956000930	CDBG	Y	\$49.58
	2	27	5862	7/24/2017	Completed	07/25/2017	7/24/2017	B16UC060506	2016	EN	956000930	956000930	CDBG	Y	\$1,451.72
6063449	3	101	5938	7/24/2017	Completed	07/25/2017	7/24/2017	B16UC060506	2016	EN	956000930	956000930	CDBG	Y	\$1,118.02
	4	63	5613	7/24/2017	Completed	07/25/2017	7/24/2017	B16UC060506	2016	EN	956000930	956000930	CDBG	Y	\$287.89
	5	105	5813	7/24/2017	Completed	07/25/2017	7/24/2017	B16UC060506	2016	EN	956000930	956000930	CDBG	Y	\$808.67
	6	72	5815	7/24/2017	Completed	07/25/2017	7/24/2017	B16UC060506	2016	EN	956000930	956000930	CDBG	Y	\$55.92
	7	66	5750	7/24/2017	Completed	07/25/2017	7/24/2017	B16UC060506	2016	EN	956000930	956000930	CDBG	Y	\$143.95
	8	99	5935	7/24/2017	Completed	07/25/2017	7/24/2017	B16UC060506	2016	EN	956000930	956000930	CDBG	Y	\$101.02
	9	64	5885	7/24/2017	Completed	07/25/2017	7/24/2017	B16UC060506	2016	EN	956000930	956000930	CDBG	Y	\$55.92
	1	101	5812	7/24/2017	Completed	07/25/2017	7/24/2017	B14UC060506	2014	EN	956000930	956000930	CDBG	Y	\$216.63
	2	105	5795	7/24/2017	Completed	07/25/2017	7/24/2017	B15UC060506	2015	EN	956000930	956000930	CDBG	Y	\$195.80
	12	15	5848	7/26/2017	Completed	06/24/2017	6/23/2017	B16UC060506	2016	EN	956000930	956000930	CDBG		\$1,523.73
6063455	13	7	5846	7/26/2017	Completed	06/24/2017	6/23/2017	B16UC060506	2016	EN	956000930	956000930	CDBG		\$177.79
	4	26	5957	7/26/2017	Completed	05/20/2017	5/19/2017	B15UC060506	2015	EN	956000930	956000930	CDBG		\$19,065.45
	5	16	5954	7/26/2017	Completed	12/23/2016	12/22/2016	B14UC060506	2014	EN	956000930	956000930	CDBG		\$13,257.00
	26	16	5955	7/26/2017	Completed	04/06/2017	4/5/2017	B14UC060506	2014	EN	956000930	956000930	CDBG		\$18,543.00
	4	16	5953	7/26/2017	Completed	01/31/2017	1/30/2017	B14UC060506	2014	EN	956000930	956000930	CDBG		\$13,681.00
	3	16	5564	7/26/2017	Revised	01/31/2017	1/30/2017	B14UC060506	2014	EN	956000930	956000930	CDBG		\$0.00
	5	16	5956	8/1/2017	Completed	01/31/2017	1/30/2017	B14UC060506	2014	EN	956000930	956000930	CDBG		\$9,851.00
	5	89	5699	8/2/2017	Completed	03/09/2017	3/8/2017	B15UC060506	2015	EN	956000930	956000930	CDBG		\$106.80

6066759	1	6	5845	8/2/2017	Completed	08/04/2017	8/3/2017	B16UC060506	2016	EN	956000930	956000930	CDBG	Y	\$23,392.16
6066760	1	62	5759	8/2/2017	Completed	08/04/2017	8/3/2017	B15UC060506	2015	EN	956000930	956000930	CDBG	Y	\$4,752.10
6066761	1	45	5472	8/2/2017	Completed	08/04/2017	8/3/2017	B14UC060506	2014	EN	956000930	956000930	CDBG	Y	\$1,242.32
	2	16	5564	8/2/2017	Completed	08/04/2017	8/3/2017	B14UC060506	2014	EN	956000930	956000930	CDBG	Y	\$4,759.85
	3	98	5659	8/2/2017	Completed	08/04/2017	8/3/2017	B14UC060506	2014	EN	956000930	956000930	CDBG	Y	\$1,325.14
	4	99	5660	8/2/2017	Completed	08/04/2017	8/3/2017	B14UC060506	2014	EN	956000930	956000930	CDBG	Y	\$248.46
	5	101	5812	8/2/2017	Completed	08/04/2017	8/3/2017	B14UC060506	2014	EN	956000930	956000930	CDBG	Y	\$329.95
	6	94	5643	8/2/2017	Completed	08/04/2017	8/3/2017	B14UC060506	2014	EN	956000930	956000930	CDBG	Y	\$292.14
	7	100	5818	8/2/2017	Completed	08/04/2017	8/3/2017	B14UC060506	2014	EN	956000930	956000930	CDBG	Y	\$169.55
	8	106	5814	8/2/2017	Completed	08/04/2017	8/3/2017	B14UC060506	2014	EN	956000930	956000930	CDBG	Y	\$117.16
	9	65	5769	8/2/2017	Completed	08/04/2017	8/3/2017	B14UC060506	2014	EN	956000930	956000930	CDBG	Y	\$193.37
6066762	1	71	5765	8/2/2017	Completed	08/04/2017	8/3/2017	B15UC060506	2015	EN	956000930	956000930	CDBG	Y	\$383.25
	2	94	5643	8/2/2017	Completed	08/04/2017	8/3/2017	B15UC060506	2015	EN	956000930	956000930	CDBG	Y	\$674.74
	3	12	5678	8/2/2017	Completed	08/04/2017	8/3/2017	B15UC060506	2015	EN	956000930	956000930	CDBG	Y	\$1,076.68
	4	26	5690	8/2/2017	Completed	08/04/2017	8/3/2017	B15UC060506	2015	EN	956000930	956000930	CDBG	Y	\$4,800.92
	5	105	5946	8/2/2017	Completed	08/04/2017	8/3/2017	B15UC060506	2015	EN	956000930	956000930	CDBG	Y	\$2,424.89
	6	79	5822	8/2/2017	Completed	08/04/2017	8/3/2017	B15UC060506	2015	EN	956000930	956000930	CDBG	Y	\$837.96
	7	73	5745	8/2/2017	Completed	08/04/2017	8/3/2017	B15UC060506	2015	EN	956000930	956000930	CDBG	Y	\$329.95
	1	105	5813	8/2/2017	Completed	08/04/2017	8/3/2017	B16UC060506	2016	EN	956000930	956000930	CDBG	Y	\$614.76
	2	72	5815	8/2/2017	Completed	08/04/2017	8/3/2017	B16UC060506	2016	EN	956000930	956000930	CDBG	Y	\$117.16
6066764	3	77	5625	8/2/2017	Completed	08/04/2017	8/3/2017	B16UC060506	2016	EN	956000930	956000930	CDBG	Y	\$1,201.17
	4	66	5750	8/2/2017	Completed	08/04/2017	8/3/2017	B16UC060506	2016	EN	956000930	956000930	CDBG	Y	\$255.50
	5	27	5862	8/2/2017	Completed	08/04/2017	8/3/2017	B16UC060506	2016	EN	956000930	956000930	CDBG	Y	\$248.46
	6	99	5935	8/2/2017	Completed	08/04/2017	8/3/2017	B16UC060506	2016	EN	956000930	956000930	CDBG	Y	\$204.92
	7	65	5886	8/2/2017	Completed	08/04/2017	8/3/2017	B16UC060506	2016	EN	956000930	956000930	CDBG	Y	\$58.58
	8	45	5925	8/2/2017	Completed	08/04/2017	8/3/2017	B16UC060506	2016	EN	956000930	956000930	CDBG	Y	\$1,862.33
	1	97	5911	8/2/2017	Completed	08/04/2017	8/3/2017	B15UC060506	2015	EN	956000930	956000930	CDBG	Y	\$145.32
	2	89	5699	8/2/2017	Completed	08/04/2017	8/3/2017	B15UC060506	2015	EN	956000930	956000930	CDBG	Y	\$4,124.31
	1	101	5938	8/2/2017	Completed	08/04/2017	8/3/2017	B16UC060506	2016	EN	956000930	956000930	CDBG	Y	\$363.32
6066767	2	78	5903	8/2/2017	Completed	08/04/2017	8/3/2017	B16UC060506	2016	EN	956000930	956000930	CDBG	Y	\$48.44
	3	84	5921	8/2/2017	Completed	08/04/2017	8/3/2017	B16UC060506	2016	EN	956000930	956000930	CDBG	Y	\$72.66
	4	102	5940	8/2/2017	Completed	08/04/2017	8/3/2017	B16UC060506	2016	EN	956000930	956000930	CDBG	Y	\$754.29
	5	29	5864	8/2/2017	Completed	08/04/2017	8/3/2017	B16UC060506	2016	EN	956000930	956000930	CDBG	Y	\$117.16
	6	93	5918	8/2/2017	Completed	08/04/2017	8/3/2017	B16UC060506	2016	EN	956000930	956000930	CDBG	Y	\$145.32
	7	89	5699	8/2/2017	Completed	08/04/2017	8/3/2017	B16UC060506	2016	EN	956000930	956000930	CDBG	Y	\$768.89
	8	92	5915	8/2/2017	Completed	08/04/2017	8/3/2017	B16UC060506	2016	EN	956000930	956000930	CDBG	Y	\$1,707.40
	1	62	5759	8/7/2017	Completed	08/08/2017	8/7/2017	B15UC060506	2015	EN	956000930	956000930	CDBG	Y	\$729.84
	1	119	5831	8/8/2017	Completed	08/09/2017	8/8/2017	B15UC060506	2015	EN	956000930	956000930	CDBG	Y	\$25,408.57
6068163	2	56	5932	8/8/2017	Completed	08/09/2017	8/8/2017	B16UC060506	2016	EN	956000930	956000930	CDBG	Y	\$3,468.62
	1	92	5915	8/8/2017	Completed	08/08/2017	8/8/2017	B16UC060506	2016	PI	956000930	956000930	CDBG	Y	\$4,144.98
	2	103	5944	8/8/2017	Completed	08/08/2017	8/8/2017	B16UC060506	2016	PI	956000930	956000930	CDBG	Y	\$33.50
	7	26	5963	8/8/2017	Completed	06/10/2017	6/9/2017	B15UC060506	2015	EN	956000930	956000930	CDBG		\$9,345.00
	4	16	5564	8/8/2017	Completed	06/15/2017	6/14/2017	B14UC060506	2014	EN	956000930	956000930	CDBG		\$81.00
	5	16	5964	8/8/2017	Completed	06/15/2017	6/14/2017	B14UC060506	2014	EN	956000930	956000930	CDBG		\$700.00
	1	103	5944	8/9/2017	Completed	08/11/2017	8/11/2017	B16UC060506	2016	PI	956000930	956000930	CDBG	Y	\$1,002.74

\$8,020,674.45

PR07 - HESG Drawdown Report by Voucher Number - Vouchers Submitted to Loccs

Voucher Number	Line Item	IDIS Project ID	IDIS Act ID	Voucher Created	Voucher Status	Status Date	LOCCS Send Date	Grant Number	Grant Year	Fund Type	Recipient TIN	Payee TIN	Program	Drawn Amount		
5943297	1	7	5774	7/11/2016	Completed	07/13/2016	7/12/2016	E15UC060506	2015	AD	956000930	956000930	HESG	\$11,453.31	\$11,453.31	AD 2015
	2	7	5772	8/2/2016	Completed	08/03/2016	8/2/2016	E15UC060506	2015	EN	956000930	956000930	HESG	\$7,100.85		
	2	7	5772	8/22/2016	Completed	08/23/2016	8/22/2016	E15UC060506	2015	EN	956000930	956000930	HESG	\$1,286.66		
	2	7	5772	10/24/2016	Completed	10/25/2016	10/24/2016	E15UC060506	2015	EN	956000930	956000930	HESG	\$3,932.05		
5986459	1	7	5772	11/23/2016	Completed	11/24/2016	11/23/2016	E15UC060506	2015	EN	956000930	956000930	HESG	\$5,959.82		
5988329	1	7	5772	12/1/2016	Completed	12/03/2016	12/2/2016	E15UC060506	2015	EN	956000930	956000930	HESG	\$972.74		
6011848	1	7	5772	2/14/2017	Completed	02/15/2017	2/14/2017	E15UC060506	2015	EN	956000930	956000930	HESG	\$1.98	\$19,254.10	HP 2015
	2	7	5773	7/11/2016	Completed	07/13/2016	7/12/2016	E15UC060506	2015	EN	956000930	956000930	HESG	\$4,374.97		
5950375	1	7	5773	8/2/2016	Completed	08/03/2016	8/2/2016	E15UC060506	2015	EN	956000930	956000930	HESG	\$8,555.75		
5951185	1	7	5773	8/4/2016	Completed	08/05/2016	8/4/2016	E15UC060506	2015	EN	956000930	956000930	HESG	\$5,576.55		
5956327	1	7	5773	8/22/2016	Completed	08/23/2016	8/22/2016	E15UC060506	2015	EN	956000930	956000930	HESG	\$633.73		
	2	7	5773	10/12/2016	Completed	10/13/2016	10/12/2016	E15UC060506	2015	EN	956000930	956000930	HESG	\$12,893.90		
5976260	1	7	5773	10/24/2016	Completed	10/25/2016	10/24/2016	E15UC060506	2015	EN	956000930	956000930	HESG	\$27,669.99		
5980971	1	7	5773	11/4/2016	Completed	11/05/2016	11/4/2016	E15UC060506	2015	EN	956000930	956000930	HESG	\$20,969.33		
5981969	1	7	5773	11/9/2016	Completed	11/10/2016	11/9/2016	E15UC060506	2015	EN	956000930	956000930	HESG	\$30,450.15		
5983333	1	7	5773	11/15/2016	Completed	11/16/2016	11/15/2016	E15UC060506	2015	EN	956000930	956000930	HESG	\$156.26		
	2	7	5773	12/1/2016	Completed	12/03/2016	12/2/2016	E15UC060506	2015	EN	956000930	956000930	HESG	\$218.84		
6018347	1	7	5773	3/6/2017	Completed	03/08/2017	3/7/2017	E15UC060506	2015	EN	956000930	956000930	HESG	\$15,868.52	\$127,367.99	RR 2015
5976259	1	5	5840	10/24/2016	Completed	10/25/2016	10/24/2016	E16UC060506	2016	AD	956000930	956000930	HESG	\$2,863.76		
5980324	1	5	5840	11/3/2016	Completed	11/04/2016	11/3/2016	E16UC060506	2016	AD	956000930	956000930	HESG	\$4,042.34		
5988595	1	5	5840	12/2/2016	Completed	12/03/2016	12/2/2016	E16UC060506	2016	AD	956000930	956000930	HESG	\$9,896.64		
5992418	1	5	5840	12/14/2016	Completed	12/16/2016	12/15/2016	E16UC060506	2016	AD	956000930	956000930	HESG	\$814.86		
5995528	1	5	5840	12/22/2016	Completed	12/23/2016	12/22/2016	E16UC060506	2016	AD	956000930	956000930	HESG	\$2,579.87		
	3	5	5840	1/10/2017	Completed	01/11/2017	1/10/2017	E16UC060506	2016	AD	956000930	956000930	HESG	\$3,666.37		
6001378	1	5	5840	1/13/2017	Completed	01/14/2017	1/13/2017	E16UC060506	2016	AD	956000930	956000930	HESG	\$17.41		
6010428	1	5	5840	2/9/2017	Completed	02/15/2017	2/14/2017	E16UC060506	2016	AD	956000930	956000930	HESG	\$8,623.17		
6015278	1	5	5840	2/23/2017	Completed	02/24/2017	2/23/2017	E16UC060506	2016	AD	956000930	956000930	HESG	\$13.16		
	2	5	5840	3/6/2017	Completed	03/08/2017	3/7/2017	E16UC060506	2016	AD	956000930	956000930	HESG	\$40.68		
6018513	1	5	5840	3/7/2017	Completed	03/09/2017	3/8/2017	E16UC060506	2016	AD	956000930	956000930	HESG	\$23.98		
6021765	1	5	5840	3/16/2017	Completed	03/18/2017	3/17/2017	E16UC060506	2016	AD	956000930	956000930	HESG	\$3,802.08		
6025015	1	5	5840	3/27/2017	Completed	03/28/2017	3/27/2017	E16UC060506	2016	AD	956000930	956000930	HESG	\$2,646.83		
6035046	1	5	5840	4/25/2017	Completed	04/27/2017	4/26/2017	E16UC060506	2016	AD	956000930	956000930	HESG	\$4,681.77		
6042821	1	5	5840	5/18/2017	Completed	05/20/2017	5/19/2017	E16UC060506	2016	AD	956000930	956000930	HESG	\$1,540.32		
6049084	1	5	5840	6/8/2017	Completed	06/10/2017	6/9/2017	E16UC060506	2016	AD	956000930	956000930	HESG	\$400.27		
6051225	1	5	5840	6/15/2017	Completed	06/16/2017	6/15/2017	E16UC060506	2016	AD	956000930	956000930	HESG	\$272.91		
6054186	1	5	5840	6/23/2017	Completed	06/24/2017	6/23/2017	E16UC060506	2016	AD	956000930	956000930	HESG	\$19.17	\$45,945.59	AD 2016
	2	5	5841	10/24/2016	Completed	10/25/2016	10/24/2016	E16UC060506	2016	EN	956000930	956000930	HESG	\$2,091.68		
	3	5	5841	11/9/2016	Completed	11/10/2016	11/9/2016	E16UC060506	2016	EN	956000930	956000930	HESG	\$4,442.72		
	3	5	5841	3/6/2017	Completed	03/08/2017	3/7/2017	E16UC060506	2016	EN	956000930	956000930	HESG	\$3,465.60	\$10,000.00	O 2016
5972676	1	5	5842	10/12/2016	Completed	10/13/2016	10/12/2016	E16UC060506	2016	EN	956000930	956000930	HESG	\$33,271.83		
	3	5	5842	11/3/2016	Completed	11/04/2016	11/3/2016	E16UC060506	2016	EN	956000930	956000930	HESG	\$11,090.61		
5981963	1	5	5842	11/9/2016	Completed	11/10/2016	11/9/2016	E16UC060506	2016	EN	956000930	956000930	HESG	\$15,623.86		
5981972	1	5	5842	11/9/2016	Completed	11/10/2016	11/9/2016	E16UC060506	2016	EN	956000930	956000930	HESG	\$60,000.00		
	2	5	5842	11/15/2016	Completed	11/16/2016	11/15/2016	E16UC060506	2016	EN	956000930	956000930	HESG	\$8,715.52		
5984445	1	5	5842	11/17/2016	Completed	11/18/2016	11/17/2016	E16UC060506	2016	EN	956000930	956000930	HESG	\$38,142.25		
	2	5	5842	11/23/2016	Completed	11/24/2016	11/23/2016	E16UC060506	2016	EN	956000930	956000930	HESG	\$3,036.07		
5988330	1	5	5842	12/1/2016	Completed	12/03/2016	12/2/2016	E16UC060506	2016	EN	956000930	956000930	HESG	\$12,594.91		
5989987	1	5	5842	12/7/2016	Completed	12/08/2016	12/7/2016	E16UC060506	2016	EN	956000930	956000930	HESG	\$10,637.56		
5992420	1	5	5842	12/14/2016	Completed	12/16/2016	12/15/2016	E16UC060506	2016	EN	956000930	956000930	HESG	\$6,544.04		
5995498	1	5	5842	12/22/2016	Completed	12/23/2016	12/22/2016	E16UC060506	2016	EN	956000930	956000930	HESG	\$30,000.00		
5999738	1	5	5842	1/10/2017	Completed	01/11/2017	1/10/2017	E16UC060506	2016	EN	956000930	956000930	HESG	\$8,601.07		
6005720	1	5	5842	1/26/2017	Completed	01/28/2017	1/27/2017	E16UC060506	2016	EN	956000930	956000930	HESG	\$2,224.00		
	2	5	5842	2/14/2017	Completed	02/15/2017	2/14/2017	E16UC060506	2016	EN	956000930	956000930	HESG	\$38,806.46		
	2	5	5842	2/23/2017	Completed	02/24/2017	2/23/2017	E16UC060506	2016	EN	956000930	956000930	HESG	\$87,093.62		
6018346	1	5	5842	3/6/2017	Completed	03/08/2017	3/7/2017	E16UC060506	2016	EN	956000930	956000930	HESG	\$5,904.38		
	2	5	5842	3/7/2017	Completed	03/09/2017	3/8/2017	E16UC060506	2016	EN	956000930	956000930	HESG	\$4,485.05		
6040393	1	5	5842	5/11/2017	Completed	05/12/2017	5/11/2017	E16UC060506	2016	EN	956000930	956000930	HESG	\$1,226.77	\$377,998.00	ES 2016
	2	5	5843	12/14/2016	Completed	12/16/2016	12/15/2016	E16UC060506	2016	EN	956000930	956000930	HESG	\$1,511.33		
	3	5	5843	2/14/2017	Completed	02/15/2017	2/14/2017	E16UC060506	2016	EN	956000930	956000930	HESG	\$1,998.89		
	3	5	5843	3/7/2017	Completed	03/09/2017	3/8/2017	E16UC060506	2016	EN	956000930	956000930	HESG	\$1,194.82		
6021760	1	5	5843	3/16/2017	Completed	03/18/2017	3/17/2017	E16UC060506	2016	EN	956000930	956000930	HESG	\$1,194.82		
6032723	1	5	5843	4/19/2017	Completed	04/21/2017	4/20/2017	E16UC060506	2016	EN	956000930	956000930	HESG	\$12,103.56		
	2	5	5843	5/3/2017	Completed	05/04/2017	5/3/2017	E16UC060506	2016	EN	956000930	956000930	HESG	\$5,641.95		
6049085	1	5	5843	6/8/2017	Completed	06/10/2017	6/9/2017	E16UC060506	2016	EN	956000930	956000930	HESG	\$861.40		
	2	5	5843	6/26/2017	Completed	06/27/2017	6/26/2017	E16UC060506	2016	EN	956000930	956000930	HESG	\$5,440.67	\$29,947.44	HP 2016
5976261	1	5	5844	10/24/2016	Completed	10/25/2016	10/24/2016	E16UC060506	2016	EN	956000930	956000930	HESG	\$3,743.04		
	2	5	5844	11/3/2016	Completed	11/04/2016	11/3/2016	E16UC060506	2016	EN	956000930	956000930	HESG	\$1,759.83		
	2	5	5844	11/9/2016	Completed	11/10/2016	11/9/2016	E16UC060506	2016	EN	956000930	956000930	HESG	\$19,638.07		

5986457	1	5	5844	11/23/2016	Completed	11/24/2016	11/23/2016	E16UC060506	2016	EN	956000930	956000930	HESG	\$16,105.77	
	2	5	5844	12/1/2016	Completed	12/03/2016	12/2/2016	E16UC060506	2016	EN	956000930	956000930	HESG	\$1,540.99	
	2	5	5844	12/7/2016	Completed	12/08/2016	12/7/2016	E16UC060506	2016	EN	956000930	956000930	HESG	\$5,984.63	
	3	5	5844	12/14/2016	Completed	12/16/2016	12/15/2016	E16UC060506	2016	EN	956000930	956000930	HESG	\$6,336.81	
	2	5	5844	1/10/2017	Completed	01/11/2017	1/10/2017	E16UC060506	2016	EN	956000930	956000930	HESG	\$17,126.95	
	4	5	5844	2/14/2017	Completed	02/15/2017	2/14/2017	E16UC060506	2016	EN	956000930	956000930	HESG	\$31,437.67	
6013003	1	5	5844	2/16/2017	Completed	02/18/2017	2/17/2017	E16UC060506	2016	EN	956000930	956000930	HESG	\$9,044.00	
6018573	1	5	5844	3/7/2017	Completed	03/09/2017	3/8/2017	E16UC060506	2016	EN	956000930	956000930	HESG	\$7,608.46	
	2	5	5844	3/16/2017	Completed	03/18/2017	3/17/2017	E16UC060506	2016	EN	956000930	956000930	HESG	\$2,950.00	
6023216	1	5	5844	3/21/2017	Completed	03/24/2017	3/23/2017	E16UC060506	2016	EN	956000930	956000930	HESG	\$5,929.95	
6024051	1	5	5844	3/23/2017	Completed	03/24/2017	3/23/2017	E16UC060506	2016	EN	956000930	956000930	HESG	\$576.18	
6031273	1	5	5844	4/14/2017	Completed	04/15/2017	4/14/2017	E16UC060506	2016	EN	956000930	956000930	HESG	\$5,455.88	
6035044	1	5	5844	4/25/2017	Completed	04/27/2017	4/26/2017	E16UC060506	2016	EN	956000930	956000930	HESG	\$3,579.12	
6037799	1	5	5844	5/3/2017	Completed	05/04/2017	5/3/2017	E16UC060506	2016	EN	956000930	956000930	HESG	\$3,692.28	
6042818	1	5	5844	5/18/2017	Completed	05/20/2017	5/19/2017	E16UC060506	2016	EN	956000930	956000930	HESG	\$2,070.07	
	2	5	5844	6/8/2017	Completed	06/10/2017	6/9/2017	E16UC060506	2016	EN	956000930	956000930	HESG	\$26,129.91	
6054630	1	5	5844	6/26/2017	Completed	06/27/2017	6/26/2017	E16UC060506	2016	EN	956000930	956000930	HESG	\$11,986.95	\$182,696.56 RR 2016
TOTAL DRAWS:											HESG	TOTAL DRAWS:	\$804,662.99	\$804,662.99	

	2015 AD	\$11,453.31		
	2015 HP	\$19,254.10		
158,075	2015 RR	\$127,367.99		
	2016 AD	\$45,945.59	\$57,399	AD
	2016 ES	\$377,998.00	\$377,998	ES
	2016 O	\$10,000.00	\$10,000	O
	2016 HP	\$29,947.44	\$49,202	HP
646,588	2016 RR	\$182,696.56	\$310,065	RR
<u>804,663</u>		<u>\$804,662.99</u>	<u>\$804,663</u>	

PR07 - Drawdown Report by Voucher Number - Vouchers Submitted to Loccs

Voucher Number	Line Item	IDIS Project ID	IDIS Act ID	Voucher Created	Voucher Status	Status Date	LOCCS Send Date	Grant Number	Grant Year	Fund Type	Recipient TIN	Payee TIN	Program	Drawn Amount	Funding/Date
5965483	1	5	5076	9/20/2016	Completed	09/21/2016	9/20/2016	M14UC060530	2014	CR	953814898	956000930	HOME	\$1,000.00	CHDO- 2011
5983695	1	5	5076	11/15/2016	Completed	11/17/2016	11/16/2016	M14UC060530	2014	CR	953814898	956000930	HOME	\$530.89	
5992378	1	5	5076	12/14/2016	Completed	12/16/2016	12/15/2016	M14UC060530	2014	CR	953814898	956000930	HOME	\$73.97	
														\$1,604.86	
5952675	1	5	5083	8/9/2016	Completed	08/11/2016	8/10/2016	M14UC060530	2014	CR	953814898	956000930	HOME	\$500.00	CHDO-2011
	2	5	5083	11/15/2016	Completed	11/17/2016	11/16/2016	M14UC060530	2014	CR	953814898	956000930	HOME	\$5,008.77	
														\$5,508.77	
5941964	1	107	5249	7/6/2016	Completed	07/07/2016	7/6/2016	M13UC060530	2013	EN	956000930	956000930	HOME	\$3,930.10	TBRA- 2012
	5	107	5249	7/19/2016	Completed	07/07/2016	7/6/2016	M13UC060530	2013	EN	956000930	956000930	HOME	\$5,296.40	
5961006	1	107	5249	9/6/2016	Completed	09/09/2016	9/8/2016	M13UC060530	2013	EN	956000930	956000930	HOME	\$7,433.40	
	2	107	5249	10/3/2016	Completed	10/06/2016	10/5/2016	M13UC060530	2013	EN	956000930	956000930	HOME	\$9,564.90	
	2	107	5249	11/3/2016	Completed	11/05/2016	11/4/2016	M13UC060530	2013	EN	956000930	956000930	HOME	\$6,903.50	
	2	107	5249	12/22/2016	Completed	12/23/2016	12/22/2016	M13UC060530	2013	EN	956000930	956000930	HOME	\$10,574.50	
6001380	1	107	5249	1/13/2017	Completed	01/14/2017	1/13/2017	M13UC060530	2013	EN	956000930	956000930	HOME	\$9,835.00	
6012895	1	107	5249	2/16/2017	Completed	02/18/2017	2/17/2017	M13UC060530	2013	EN	956000930	956000930	HOME	\$12,844.00	
6017248	1	107	5249	3/2/2017	Completed	03/03/2017	3/2/2017	M13UC060530	2013	EN	956000930	956000930	HOME	\$12,632.50	
	2	107	5249	3/16/2017	Completed	03/18/2017	3/17/2017	M13UC060530	2013	EN	956000930	956000930	HOME	\$14,265.00	
6031587	1	107	5249	4/17/2017	Completed	04/18/2017	4/17/2017	M13UC060530	2013	EN	956000930	956000930	HOME	\$16,473.50	
6042225	1	107	5249	5/17/2017	Completed	05/18/2017	5/17/2017	M14UC060530	2014	EN	956000930	956000930	HOME	\$6,482.00	
														\$116,234.80	
	2	3	5547	7/6/2016	Completed	07/07/2016	7/6/2016	M13UC060530	2013	EN	956000930	956000930	HOME	\$11,244.11	
	7	3	5547	7/19/2016	Completed	07/07/2016	7/6/2016	M13UC060530	2013	EN	956000930	956000930	HOME	\$15,877.28	
	2	3	5547	9/6/2016	Completed	09/09/2016	9/8/2016	M13UC060530	2013	EN	956000930	956000930	HOME	\$1,822.80	
5969930	1	3	5547	10/3/2016	Completed	10/06/2016	10/5/2016	M13UC060530	2013	EN	956000930	956000930	HOME	\$8,151.59	
5980543	1	3	5547	11/3/2016	Completed	11/05/2016	11/4/2016	M13UC060530	2013	EN	956000930	956000930	HOME	\$7,566.46	
5995573	1	3	5547	12/22/2016	Completed	12/23/2016	12/22/2016	M13UC060530	2013	EN	956000930	956000930	HOME	\$20,150.13	
6005121	1	3	5547	1/25/2017	Completed	01/31/2017	1/30/2017	M13UC060530	2013	EN	956000930	956000930	HOME	\$16,969.79	
	2	3	5547	3/2/2017	Completed	03/03/2017	3/2/2017	M13UC060530	2013	EN	956000930	956000930	HOME	\$14,739.19	
														\$96,521.35	
5941786	1	4	5662	7/5/2016	Completed	07/05/2016	7/5/2016	M12UC060530	2012	EN	956000930	956000930	HOME	\$86,894.43	CHDO- 2015
	2	4	5662	7/5/2016	Completed	07/05/2016	7/5/2016	M13UC060530	2013	EN	956000930	956000930	HOME	\$24,733.31	
	3	4	5662	7/5/2016	Completed	07/05/2016	7/5/2016	M15UC060530	2015	HP	956000930	956000930	HOME	\$19,700.00	
	4	4	5662	7/5/2016	Completed	07/05/2016	7/5/2016	M15UC060530	2015	PI	956000930	956000930	HOME	\$9,962.29	
5983698	1	4	5662	11/15/2016	Completed	11/17/2016	11/16/2016	M13UC060530	2013	EN	956000930	956000930	HOME	\$11,352.26	
5992393	1	4	5662	12/14/2016	Completed	12/16/2016	12/15/2016	M13UC060530	2013	EN	956000930	956000930	HOME	\$4,325.08	
6005746	1	4	5662	1/26/2017	Completed	02/02/2017	2/1/2017	M13UC060530	2013	EN	956000930	956000930	HOME	\$62,041.58	
	3	4	5662	2/16/2017	Completed	02/18/2017	2/17/2017	M13UC060530	2013	EN	956000930	956000930	HOME	\$48,483.24	
	3	4	5662	3/2/2017	Completed	03/03/2017	3/2/2017	M13UC060530	2013	EN	956000930	956000930	HOME	\$80,354.33	
6048700	1	4	5662	6/8/2017	Completed	06/09/2017	6/8/2017	M14UC060530	2014	EN	956000930	956000930	HOME	\$56,676.92	
														\$404,523.44	
	3	3	5725	7/6/2016	Revised	07/07/2016	7/6/2016	M13UC060530	2013	EN	956000930	956000930	HOME	\$0.00	
	4	3	5725	7/19/2016	Revised	07/07/2016	7/6/2016	M13UC060530	2013	EN	956000930	956000930	HOME	\$0.00	
	6	3	5725	7/19/2016	Completed	07/07/2016	7/6/2016	M13UC060530	2013	EN	956000930	956000930	HOME	\$21,930.14	
5947070	1	3	5725	7/21/2016	Revised	07/22/2016	7/21/2016	M13UC060530	2013	EN	956000930	956000930	HOME	\$0.00	
	2	3	5725	8/9/2016	Completed	07/22/2016	7/21/2016	M13UC060530	2013	EN	956000930	956000930	HOME	\$65,543.06	
	3	3	5725	9/6/2016	Completed	09/09/2016	9/8/2016	M13UC060530	2013	EN	956000930	956000930	HOME	\$34,739.91	
	3	3	5725	10/3/2016	Completed	10/06/2016	10/5/2016	M13UC060530	2013	EN	956000930	956000930	HOME	\$39,891.06	
	3	3	5725	11/3/2016	Completed	11/05/2016	11/4/2016	M13UC060530	2013	EN	956000930	956000930	HOME	\$49,163.75	
	3	3	5725	12/22/2016	Completed	12/23/2016	12/22/2016	M13UC060530	2013	EN	956000930	956000930	HOME	\$57,017.02	
6005122	1	3	5725	1/25/2017	Completed	01/31/2017	1/30/2017	M13UC060530	2013	EN	956000930	956000930	HOME	\$28,409.06	
	2	3	5725	2/16/2017	Completed	02/18/2017	2/17/2017	M13UC060530	2013	EN	956000930	956000930	HOME	\$63,037.48	
	6	3	5725	4/19/2017	Completed	02/18/2017	2/17/2017	M13UC060530	2013	EN	956000930	956000930	HOME	\$15,777.00	
6021903	1	3	5725	3/16/2017	Completed	03/18/2017	3/17/2017	M13UC060530	2013	EN	956000930	956000930	HOME	\$91,666.18	
6032578	1	3	5725	4/19/2017	Completed	04/20/2017	4/19/2017	M13UC060530	2013	EN	956000930	956000930	HOME	\$52,991.01	
	2	3	5725	5/17/2017	Completed	05/18/2017	5/17/2017	M14UC060530	2014	EN	956000930	956000930	HOME	\$43,225.67	

6052894	1	3	5725	6/20/2017	Completed	06/22/2017	6/21/2017	M14UC060530	2014	EN	956000930	956000930	HOME	\$35,020.51	\$598,411.85 TBRA- 2015
5943429	1	3	5780	7/11/2016	Completed	07/13/2016	7/12/2016	M15UC060530	2015	AD	956000930	956000930	HOME	\$2,210.03	
5947066	1	3	5780	7/21/2016	Completed	07/22/2016	7/21/2016	M15UC060530	2015	AD	956000930	956000930	HOME	\$3,974.92	
5954843	1	3	5780	8/16/2016	Completed	08/18/2016	8/17/2016	M15UC060530	2015	AD	956000930	956000930	HOME	\$874.52	
5961676	1	3	5780	9/8/2016	Completed	09/09/2016	9/8/2016	M15UC060530	2015	AD	956000930	956000930	HOME	\$1,281.40	
5965486	1	3	5780	9/20/2016	Completed	09/21/2016	9/20/2016	M15UC060530	2015	AD	956000930	956000930	HOME	\$391.60	
5977293	1	3	5780	10/26/2016	Completed	10/27/2016	10/26/2016	M15UC060530	2015	AD	956000930	956000930	HOME	\$6,504.47	
5980540	1	3	5780	11/3/2016	Completed	11/05/2016	11/4/2016	M15UC060530	2015	AD	956000930	956000930	HOME	\$12,005.23	
5983693	1	3	5780	11/15/2016	Completed	11/17/2016	11/16/2016	M15UC060530	2015	AD	956000930	956000930	HOME	\$47,962.55	
5983696	1	3	5780	11/15/2016	Completed	11/17/2016	11/16/2016	M15UC060530	2015	AD	956000930	956000930	HOME	\$693.78	
5986419	1	3	5780	11/23/2016	Completed	11/24/2016	11/23/2016	M15UC060530	2015	AD	956000930	956000930	HOME	\$11,055.41	\$98,491.22 ADMIN- 2015
5992407	1	3	5780	12/14/2016	Completed	12/16/2016	12/15/2016	M15UC060530	2015	AD	956000930	956000930	HOME	\$5,824.03	
5992987	1	3	5780	12/15/2016	Completed	12/16/2016	12/15/2016	M15UC060530	2015	AD	956000930	956000930	HOME	\$370.36	
5995574	1	3	5780	12/22/2016	Completed	12/23/2016	12/22/2016	M15UC060530	2015	AD	956000930	956000930	HOME	\$598.35	
6002022	1	3	5780	1/17/2017	Completed	01/18/2017	1/17/2017	M15UC060530	2015	AD	956000930	956000930	HOME	\$4,744.57	
	3	5	5791	8/9/2016	Completed	07/22/2016	7/21/2016	M13UC060530	2013	EN	956000930	956000930	HOME	\$2,179.55	
5952672	1	5	5791	8/9/2016	Completed	08/11/2016	8/10/2016	M13UC060530	2013	EN	956000930	956000930	HOME	\$207,116.63	
	2	5	5791	8/9/2016	Completed	08/11/2016	8/10/2016	M15UC060530	2015	EN	956000930	956000930	HOME	\$152.07	
5983697	1	5	5791	11/15/2016	Completed	11/17/2016	11/16/2016	M15UC060530	2015	EN	956000930	956000930	HOME	\$8,428.98	
	2	5	5791	12/14/2016	Completed	12/16/2016	12/15/2016	M15UC060530	2015	EN	956000930	956000930	HOME	\$4,516.13	
6012912	1	5	5791	2/16/2017	Completed	02/18/2017	2/17/2017	M15UC060530	2015	EN	956000930	956000930	HOME	\$22,232.64	\$294,686.34 New Const-2015
6017252	1	5	5791	3/2/2017	Completed	03/03/2017	3/2/2017	M15UC060530	2015	EN	956000930	956000930	HOME	\$12,885.69	
	3	5	5791	3/16/2017	Completed	03/18/2017	3/17/2017	M15UC060530	2015	EN	956000930	956000930	HOME	\$4,241.65	
6024066	1	5	5791	3/23/2017	Completed	03/24/2017	3/23/2017	M15UC060530	2015	EN	956000930	956000930	HOME	\$4,241.54	
6024917	1	5	5791	3/27/2017	Completed	03/28/2017	3/27/2017	M15UC060530	2015	EN	956000930	956000930	HOME	\$0.10	
6029870	1	5	5791	4/11/2017	Completed	04/12/2017	4/11/2017	M15UC060530	2015	EN	956000930	956000930	HOME	\$4,241.65	
6038458	1	5	5791	5/4/2017	Completed	05/06/2017	5/5/2017	M15UC060530	2015	EN	956000930	956000930	HOME	\$3,824.31	
	2	5	5791	5/23/2017	Completed	05/25/2017	5/24/2017	M15UC060530	2015	EN	956000930	956000930	HOME	\$4,241.65	
6044488	1	5	5791	5/24/2017	Completed	05/25/2017	5/24/2017	M15UC060530	2015	EN	956000930	956000930	HOME	\$4,241.64	
	2	5	5791	6/5/2017	Completed	06/07/2017	6/6/2017	M15UC060530	2015	EN	956000930	956000930	HOME	\$2,174.27	
6052305	1	5	5791	6/19/2017	Completed	06/20/2017	6/19/2017	M15UC060530	2015	EN	956000930	956000930	HOME	\$4,241.65	\$430,194.30 CHDO- 2016
6053411	1	5	5791	6/21/2017	Completed	06/23/2017	6/22/2017	M15UC060530	2015	EN	956000930	956000930	HOME	\$5,726.19	
5941315	1	4	5830	7/1/2016	Completed	07/02/2016	7/1/2016	M15UC060530	2015	CR		956000930	HOME	\$198,566.76	
	4	4	5830	2/16/2017	Revised	02/18/2017	2/17/2017	M13UC060530	2013	EN	956000930	956000930	HOME	\$0.00	
	5	4	5830	4/19/2017	Completed	02/18/2017	2/17/2017	M13UC060530	2013	EN	956000930	956000930	HOME	\$10,088.08	
	4	4	5830	3/2/2017	Completed	03/03/2017	3/2/2017	M13UC060530	2013	EN	956000930	956000930	HOME	\$7,599.88	
	4	4	5830	3/16/2017	Completed	03/18/2017	3/17/2017	M13UC060530	2013	EN	956000930	956000930	HOME	\$2,537.53	
6023457	1	4	5830	3/22/2017	Completed	03/24/2017	3/23/2017	M13UC060530	2013	EN	956000930	956000930	HOME	\$2,531.81	
6029867	1	4	5830	4/11/2017	Completed	04/12/2017	4/11/2017	M13UC060530	2013	EN	956000930	956000930	HOME	\$2,589.39	
6037140	1	4	5830	5/1/2017	Completed	05/03/2017	5/2/2017	M13UC060530	2013	EN	956000930	956000930	HOME	\$57,357.51	
	2	4	5830	5/1/2017	Completed	05/03/2017	5/2/2017	M14UC060530	2014	EN	956000930	956000930	HOME	\$13,432.88	\$60,000.00 FTHB- 2016
6038457	1	4	5830	5/4/2017	Completed	05/06/2017	5/5/2017	M14UC060530	2014	EN	956000930	956000930	HOME	\$2,329.79	
6044124	1	4	5830	5/23/2017	Completed	05/25/2017	5/24/2017	M14UC060530	2014	EN	956000930	956000930	HOME	\$2,548.75	
6044485	1	4	5830	5/24/2017	Completed	05/25/2017	5/24/2017	M14UC060530	2014	EN	956000930	956000930	HOME	\$2,551.61	
6044600	1	4	5830	5/24/2017	Completed	05/26/2017	5/25/2017	M15UC060530	2015	CR		956000930	HOME	\$56,695.24	
6044605	1	4	5830	5/24/2017	Completed	05/26/2017	5/25/2017	M14UC060530	2014	EN	956000930	956000930	HOME	\$56,839.76	
6047659	1	4	5830	6/5/2017	Completed	06/07/2017	6/6/2017	M14UC060530	2014	EN	956000930	956000930	HOME	\$2,551.61	
6052304	1	4	5830	6/19/2017	Completed	06/20/2017	6/19/2017	M14UC060530	2014	EN	956000930	956000930	HOME	\$5,098.12	
	2	4	5830	6/21/2017	Completed	06/23/2017	6/22/2017	M14UC060530	2014	EN	956000930	956000930	HOME	\$6,875.58	
5941960	1	6	5833	7/6/2016	Completed	07/07/2016	7/6/2016	M15UC060530	2015	EN	956000930	956000930	HOME	\$33,980.00	
5951094	1	2	5834	8/4/2016	Completed	08/05/2016	8/4/2016	M15UC060530	2015	EN	956000930	956000930	HOME	\$52,400.00	\$60,000.00 FTHB- 2016
5950751	1	6	5835	8/3/2016	Completed	08/05/2016	8/4/2016	M15UC060530	2015	EN	956000930	956000930	HOME	\$60,000.00	

5961004	1	6	5836	9/6/2016	Completed	09/09/2016	9/8/2016	M15UC060530	2015	EN	956000930	956000930	HOME	\$40,000.00	\$40,000.00	FTHB- 2016
5963940	1	6	5837	9/15/2016	Completed	09/17/2016	9/16/2016	M15UC060530	2015	EN	956000930	956000930	HOME	\$40,000.00	\$40,000.00	FTHB- 2016
	2	6	5838	9/6/2016	Completed	09/09/2016	9/8/2016	M15UC060530	2015	EN	956000930	956000930	HOME	\$19,464.70		
	3	6	5838	9/6/2016	Completed	09/09/2016	9/8/2016	M16UC060530	2016	HP	956000930	956000930	HOME	\$25,800.00		
	4	6	5838	9/6/2016	Completed	09/09/2016	9/8/2016	M16UC060530	2016	PI	956000930	956000930	HOME	\$14,735.30	\$60,000.00	FTHB- 2016
6002023	1	1	5839	1/17/2017	Completed	01/18/2017	1/17/2017	M16UC060530	2016	AD	956000930	956000930	HOME	\$4,380.23		
6002024	1	1	5839	1/17/2017	Completed	01/18/2017	1/17/2017	M16UC060530	2016	AD	956000930	956000930	HOME	\$729.39		
6005110	1	1	5839	1/25/2017	Completed	01/31/2017	1/30/2017	M16UC060530	2016	AD	956000930	956000930	HOME	\$82.26		
6012916	1	1	5839	2/16/2017	Completed	02/18/2017	2/17/2017	M16UC060530	2016	AD	956000930	956000930	HOME	\$49,310.54		
6021904	1	1	5839	3/16/2017	Completed	03/18/2017	3/17/2017	M16UC060530	2016	AD	956000930	956000930	HOME	\$20,854.33		
6023408	1	1	5839	3/22/2017	Completed	03/24/2017	3/23/2017	M16UC060530	2016	AD	956000930	956000930	HOME	\$7,870.58		
6024141	1	1	5839	3/23/2017	Completed	03/28/2017	3/27/2017	M16UC060530	2016	AD	956000930	956000930	HOME	\$280.94		
6024699	1	1	5839	3/27/2017	Completed	03/28/2017	3/27/2017	M16UC060530	2016	AD	956000930	956000930	HOME	\$22,379.76		
6024757	1	1	5839	3/27/2017	Completed	03/28/2017	3/27/2017	M16UC060530	2016	AD	956000930	956000930	HOME	\$8,852.40		
6029872	1	1	5839	4/11/2017	Completed	04/12/2017	4/11/2017	M16UC060530	2016	AD	956000930	956000930	HOME	\$840.26		
6029888	1	1	5839	4/11/2017	Completed	04/12/2017	4/11/2017	M16UC060530	2016	AD	956000930	956000930	HOME	\$6,235.91		
6031592	1	1	5839	4/17/2017	Completed	04/18/2017	4/17/2017	M16UC060530	2016	AD	956000930	956000930	HOME	\$12,567.82		
6035050	1	1	5839	4/25/2017	Completed	04/27/2017	4/26/2017	M16UC060530	2016	AD	956000930	956000930	HOME	\$5,899.10		
6038459	1	1	5839	5/4/2017	Completed	05/06/2017	5/5/2017	M16UC060530	2016	AD	956000930	956000930	HOME	\$10,958.57		
6044119	1	1	5839	5/23/2017	Completed	05/25/2017	5/24/2017	M16UC060530	2016	AD	956000930	956000930	HOME	\$10,791.03		
6044479	1	1	5839	5/24/2017	Completed	05/25/2017	5/24/2017	M16UC060530	2016	AD	956000930	956000930	HOME	\$3,743.90		
6047657	1	1	5839	6/5/2017	Completed	06/07/2017	6/6/2017	M16UC060530	2016	AD	956000930	956000930	HOME	\$8,702.98		
6052303	1	1	5839	6/19/2017	Completed	06/20/2017	6/19/2017	M16UC060530	2016	AD	956000930	956000930	HOME	\$9,526.79		
6052907	1	1	5839	6/20/2017	Completed	06/22/2017	6/21/2017	M16UC060530	2016	AD	956000930	956000930	HOME	\$2,472.21	\$186,479.00	ADMIN- 2016
5969719	1	6	5934	10/3/2016	Completed	10/04/2016	10/3/2016	M15UC060530	2015	EN	956000930	956000930	HOME	\$36,000.00	\$36,000.00	FTHB- 2016
5986947	1	6	5939	11/28/2016	Completed	11/28/2016	11/28/2016	M16UC060530	2016	HP	956000930	956000930	HOME	\$47,980.00		
	2	6	5939	11/28/2016	Completed	11/28/2016	11/28/2016	M16UC060530	2016	PI	956000930	956000930	HOME	\$5,020.00	\$53,000.00	FTHB- 2016
5991113	1	6	5941	12/12/2016	Completed	12/13/2016	12/13/2016	M16UC060530	2016	HP	956000930	956000930	HOME	\$41,000.00	\$41,000.00	FTHB- 2016
	2	6	5942	12/12/2016	Completed	12/13/2016	12/13/2016	M16UC060530	2016	HP	956000930	956000930	HOME	\$48,500.00	\$48,500.00	FTHB- 2016
5991179	1	6	5943	12/12/2016	Completed	12/14/2016	12/13/2016	M15UC060530	2015	EN	956000930	956000930	HOME	\$13,016.20		
	2	6	5943	12/12/2016	Completed	12/14/2016	12/13/2016	M16UC060530	2016	HP	956000930	956000930	HOME	\$36,220.00		
	3	6	5943	12/12/2016	Completed	12/14/2016	12/13/2016	M16UC060530	2016	PI	956000930	956000930	HOME	\$8,163.80	\$57,400.00	FTHB- 2016
6018180	1	6	5947	3/6/2017	Completed	03/07/2017	3/6/2017	M15UC060530	2015	EN	956000930	956000930	HOME	\$39,400.00	\$39,400.00	FTHB- 2017
6026919	1	6	5948	4/3/2017	Completed	04/04/2017	4/3/2017	M15UC060530	2015	EN	956000930	956000930	HOME	\$50,200.00	\$50,200.00	FTHB- 2017
6052308	1	6	5950	6/19/2017	Completed	06/20/2017	6/19/2017	M15UC060530	2015	EN	956000930	956000930	HOME	\$45,800.00	\$45,800.00	FTHB- 2017
6052904	1	107	5952	6/20/2017	Completed	06/22/2017	6/21/2017	M16UC060530	2016	EN	956000930	956000930	HOME	\$3,106.00	\$3,106.00	TBRA- 2017
6050474	1	5	5958	6/13/2017	Completed	06/14/2017	6/13/2017	M14UC060530	2014	EN	956000930	956000930	HOME	\$202,401.80		
	2	5	5958	6/13/2017	Completed	06/14/2017	6/13/2017	M15UC060530	2015	EN	956000930	956000930	HOME	\$122,598.20	\$325,000.00	New Const- 2017
6053286	1	4	5959	6/21/2017	Completed	06/22/2017	6/21/2017	M16UC060530	2016	EN	956000930	956000930	HOME	\$45,000.00	\$45,000.00	FTHB- 2017
6052908	1	1	5960	6/20/2017	Completed	06/21/2017	6/21/2017	M16UC060530	2016	PA	956000930	956000930	HOME	\$141.86		
6053415	1	1	5960	6/21/2017	Completed	06/22/2017	6/22/2017	M16UC060530	2016	PA	956000930	956000930	HOME	\$1,868.45		
6054960	1	1	5960	6/26/2017	Completed	06/26/2017	6/26/2017	M16UC060530	2016	PA	956000930	956000930	HOME	\$198.32	\$2,208.63	ADMIN- 2016 PI

TOTAL DRAWS:	HOME TOTAL DRAWS:	\$3,265,650.56	\$3,265,650.56
--------------	-------------------	----------------	----------------

\$287,178.85	ADMIN
\$814,274.00	TBRA
\$841,831.37	CHDO
\$702,680.00	FTHB
\$619,686.34	New Const
\$3,265,650.56	

PR10 - CDBG Housing Activities

													CUMULATIVE	
PGM	PROJ	IDIS	ACTIVITY NAME	STATUS	MTX NTL		Total		CDBG		OCCUPIED	UNITS	OCCUPIED	UNITS
YEAR	ID	ACT ID			CD	OBJ	EST. AMT	% CDBG	DRAWN AMOUNT	TOTAL	L/M	% L/M		
2016	0403	5921	4.IW.11-16 - Resident Mobility Project	COM	14D	LMH	51,089.47	69.7	35,630.47	215	170	79.1	0	215
2016	9268	5862	0.161-16 - Home Enhancement Program- Pre 1978	OPEN	14A	LMH	200,000.00	0.0	12,089.57	0	0	0.0	0	0
2016	9288	5864	0.163-16 - Critical Home Maintenance and Repair	OPEN	14A	LMH	114,782.00	12.6	14,443.41	1	1	100.0	1	0
2016 TOTALS: BUDGETED/UNDERWAY							314,782.00	8.4	26,532.98	1	1	100.0	1	0
COMPLETED							51,089.47	69.7	35,630.47	215	170	79.0	0	215
							365,871.47	16.9	62,163.45	216	171	79.1	1	215
PGM	PROJ	IDIS	ACTIVITY NAME	STATUS	MTX NTL		Total		CDBG		OCCUPIED	UNITS	OCCUPIED	UNITS
YEAR	ID	ACT ID			CD	OBJ	EST. AMT	% CDBG	DRAWN AMOUNT	TOTAL	L/M	% L/M		
2015	3407	5690	0.143-15 - Home Enhancement Grant Program	OPEN	14A	LMH	241,589.55	0.0	133,430.03	0	0	0.0	0	0
2015	3407	5957	0.143-15-1 HEG4.06-15	COM	14A	LMH	19,065.45	100.0	19,065.45	1	1	100.0	1	0
2015	3407	5963	0.143-15-2	COM	14A	LMH	9,345.00	100.0	9,345.00	1	1	100.0	1	0
2015	3973	5752	4.IW.10-15 - ADA Improvement Project	COM	14D	LMH	19,625.15	100.0	19,625.15	89	69	77.5	0	89
2015	3973	5824	4.IW.10-15 - Activity Delivery Cost- ADA Improvement	COM	14D	LMH	1,197.27	0.0	1,197.27	0	0	0.0	0	0
2015	4444	5693	0.145-15 - Critical Home Maintenance & Repair Program	COM	14A	LMH	100,854.94	23.4	23,604.94	4	4	100.0	4	0
2015	4444	5832	0.145-15 - Activity Delivery Cost- Critical Home	COM	14A	LMH	6,815.19	0.0	6,815.19	0	0	0.0	0	0
2015	4471	5699	0.151-15 - Riverside County Affordable Solar Housing	COM	14F	LMH	30,617.89	35.2	10,768.89	2	2	100.0	2	0
2015 TOTALS: BUDGETED/UNDERWAY							241,589.55	55.2	133,430.03	0	0	0.0	0	0
COMPLETED							187,520.89	48.2	90,421.89	97	77	79.3	8	89
							429,110.44	52.2	223,851.92	97	77	79.3	8	89

PGM YEAR	PROJ ID	IDIS ACT ID	ACTIVITY NAME	STATUS	MTX NTL		Total		CDBG DRAWN AMOUNT	OCCUPIED TOTAL	UNITS L/M	% L/M	CUMULATIVE	
					CD	OBJ	EST. AMT	% CDBG					OCCUPIED	UNITS
2014	0571	5564	9.125-14 - Home Enhancement Rehab Program	OPEN	14A	LMH	425,062.73	0.0	267,876.32	0	0	0.0	0	0
2014	0571	5953	9.125-14-1 HEPBM3-03	COM	14A	LMH	13,681.00	100.0	13,681.00	1	1	100.0	1	0
2014	0571	5954	9.125-14-2 HEPBM2-01	COM	14A	LMH	13,257.00	100.0	13,257.00	1	1	100.0	1	0
2014	0571	5955	9.125-14-3 HEPBM3-2	COM	14A	LMH	18,543.00	100.0	18,543.00	1	1	100.0	1	0
2014	0571	5956	9.125-14-4 HEG5.04-14	COM	14A	LMH	9,851.00	100.0	9,851.00	1	1	100.0	1	0
2014	0571	5964	9.125-14-5 Home Rehab	OPEN	14A	LMH	25,000.00	0.0	700.00	0	0	0.0	0	0
2014	0904	5580	0.129-14 - Habitat for Humanity	COM	14A	LMH	20,000.00	100.0	20,000.00	3	3	100.0	3	0
2014	0982	5581	0.130-14 - Critical Home Maintenance & Repairs	COM	14A	LMH	11,965.00	100.0	11,965.00	4	4	100.0	4	0
2014	0988	5587	1.CL.02-14 - Home Repair Program	COM	14A	LMH	39,356.00	100.0	39,356.00	5	5	100.0	5	0
2014	1027	5611	3.107-14 - Riverside County Solar Affordable Housing	COM	14F	LMH	15,979.00	25.0	4,000.00	1	1	100.0	1	0
2014	1180	5634	4.IW.09-14 - Upgraded Lighting for Senior Affordable	COM	14D	LMH	20,000.00	100.0	20,000.00	123	103	83.7	0	123
2014 TOTALS: BUDGETED/UNDERWAY							450,062.73	59.7	268,576.32	0	0	0.0	0	0
COMPLETED							162,632.00	92.6	150,653.00	140	120	85.7	17	123
							612,694.73	68.4	419,229.32	140	120	85.7	17	123
CUMULATIVE														
PGM YEAR	PROJ ID	IDIS ACT ID	ACTIVITY NAME	STATUS	MTX CD	NTL OBJ	Total EST. AMT	% CDBG	CDBG DRAWN AMOUNT	OCCUPIED TOTAL	UNITS L/M	% L/M	OCCUPIED	UNITS
2013	7472	5500	4.IW.08-13 - Upgraded Lighting for Affordable Senior	COM	14D	LMH	40,558.54	100.0	40,558.54	123	103	83.7	0	123
2013 TOTALS: BUDGETED/UNDERWAY							0.00	0.0	0.00	0	0	0.0	0	0
COMPLETED							40,558.54	100.0	40,558.54	123	103	83.7	0	123
							40,558.54	100.0	40,558.54	123	103	83.7	0	123
CUMULATIVE														
PGM YEAR	PROJ ID	IDIS ACT ID	ACTIVITY NAME	STATUS	MTX CD	NTL OBJ	Total EST. AMT	% CDBG	CDBG DRAWN AMOUNT	OCCUPIED TOTAL	UNITS L/M	% L/M	OCCUPIED	UNITS
2012	8188	5276	4.IW.07-12 - Senior Housing Community Facility	COM	14D	LMH	51,117.41	100.0	51,117.41	212	172	81.1	0	212
2012 TOTALS: BUDGETED/UNDERWAY							0.00	0.0	0.00	0	0	0.0	0	0
COMPLETED							51,117.41	100.0	51,117.41	212	172	81.1	0	212
							51,117.41	100.0	51,117.41	212	172	81.1	0	212

PGM YEAR	PROJ ID	IDIS ACT ID	ACTIVITY NAME	STATUS	MTX NTL		Total		CDBG DRAWN AMOUNT	OCCUPIED TOTAL	UNITS		CUMULATIVE OCCUPIED UNITS	
					CD	OBJ	EST.	AMT			L/M	% L/M		
2011	0405	5094	9.63-11 -Senior Home Repair (SHR)	COM	14A	LMH	64,031.79	0.0	64,031.79	0	0	0.0	0	0
2011	0405	5210	Office on Aging 2011	COM	14H	LMC	31,995.80	100.0	31,995.80	230	230	100.0	230	0
2011	0405	5223	S3.0077.10	COM	14A	LMH	3,485.00	100.0	3,485.00	1	1	100.0	1	0
2011	0405	5224	S4.0136.10	COM	14A	LMH	4,225.00	100.0	4,225.00	1	1	100.0	1	0
2011	0405	5227	S3.0039.10	COM	14A	LMH	5,520.00	100.0	5,520.00	1	1	100.0	1	0
2011	0405	5234	S5.0041.11	COM	14A	LMH	4,999.00	100.0	4,999.00	1	1	100.0	1	0
2011	0405	5237	S4.0145.10	COM	14A	LMH	4,085.00	100.0	4,085.00	1	1	100.0	1	0
2011	0405	5239	S4.0138.10	COM	14A	LMH	5,063.00	100.0	5,063.00	1	1	100.0	1	0
2011	0405	5245	S3.0086.10	COM	14A	LMH	3,995.00	100.0	3,995.00	1	1	100.0	1	0
2011	0405	5246	S3.0098.11	COM	14A	LMH	4,935.00	100.0	4,935.00	1	1	100.0	1	0
2011	0405	5252	S5.0194.10	COM	14A	LMH	4,207.00	100.0	4,207.00	1	1	100.0	1	0
2011	0405	5253	S2.0057.10	COM	14A	LMH	5,950.00	100.0	5,950.00	1	1	100.0	1	0
2011	0405	5254	S3.0111.10	COM	14A	LMH	5,195.00	100.0	5,195.00	1	1	100.0	1	0
2011	0405	5255	S3.0141.10	COM	14A	LMH	4,820.00	100.0	4,820.00	1	1	100.0	1	0
2011	0405	5261	S2.0024.11	COM	14A	LMH	4,485.00	100.0	4,485.00	1	1	100.0	1	0
2011	0405	5262	S3.0101.10	COM	14A	LMH	4,062.00	100.0	4,062.00	1	1	100.0	1	0
2011	0405	5268	S3.0155.10	COM	14A	LMH	4,512.00	100.0	4,512.00	1	1	100.0	1	0
2011	0405	5270	SHRG S3.0099.10	COM	14A	LMH	3,410.00	100.0	3,410.00	1	1	100.0	1	0
2011	0405	5271	SHRG S4.0001.11	COM	14A	LMH	5,495.00	100.0	5,495.00	1	1	100.0	1	0
2011	0405	5318	S3.0082.11	COM	14A	LMH	5,830.00	100.0	5,830.00	1	1	100.0	1	0
2011	0405	5319	S3.0064.11	COM	14A	LMH	5,830.00	100.0	5,830.00	1	1	100.0	1	0
2011	0405	5378	S4.0081.11	COM	14A	LMH	4,825.00	100.0	4,825.00	1	1	100.0	1	0
2011	0405	5379	S3.0168.10	COM	14A	LMH	5,990.00	100.0	5,990.00	1	1	100.0	1	0
2011	0405	5381	S4.0083.10	COM	14A	LMH	5,758.00	100.0	5,758.00	1	1	100.0	1	0
2011	0405	5386	S3.0180.09	COM	14A	LMH	4,155.00	100.0	4,155.00	1	1	100.0	1	0
2011	0405	5387	S1.0165.11	COM	14A	LMH	5,498.00	100.0	5,498.00	1	1	100.0	1	0
2011	0405	5392	S1.0154.11	COM	14A	LMH	4,650.00	100.0	4,650.00	1	1	100.0	1	0
2011	0405	5393	S3.0140.11	COM	14A	LMH	7,550.00	100.0	7,550.00	1	1	100.0	1	0
2011	0405	5395	S3.0072.11	COM	14A	LMH	5,745.00	100.0	5,745.00	1	1	100.0	1	0
2011	0405	5396	S3.0040.10	COM	14A	LMH	5,520.00	100.0	5,520.00	1	1	100.0	1	0
2011	0405	5400	S3.0173.11	COM	14A	LMH	5,550.00	100.0	5,550.00	1	1	100.0	1	0
2011	0405	5402	S4.0131.11	COM	14A	LMH	5,875.00	100.0	5,875.00	1	1	100.0	1	0
2011	0405	5403	S5.0107.11	COM	14A	LMH	6,000.00	100.0	6,000.00	1	1	100.0	1	0
2011	0405	5404	S4.0133.11	COM	14A	LMH	5,880.00	100.0	5,880.00	1	1	100.0	1	0
2011	0405	5414	S4.0006.12	COM	14A	LMH	6,000.00	100.0	6,000.00	1	1	100.0	1	0
2011	0405	5415	S5.0003.12	COM	14A	LMH	6,000.00	100.0	6,000.00	1	1	100.0	1	0
2011	0405	5416	S4.0007.12	COM	14A	LMH	5,400.00	100.0	5,400.00	1	1	100.0	1	0
2011	0405	5417	S3.0169.11	COM	14A	LMH	3,099.00	100.0	3,099.00	1	1	100.0	1	0

2011	0405	5418 S3.0166.11	COM	14A	LMH	5,499.00	100.0	5,499.00	1	1	100.0	1	0
2011	0405	5419 S1.0002.12	COM	14A	LMH	5,386.00	100.0	5,386.00	1	1	100.0	1	0
2011	0405	5420 S3.0005.12	COM	14A	LMH	5,985.00	100.0	5,985.00	1	1	100.0	1	0
2011	0405	5421 S5.0168.11	COM	14A	LMH	5,599.00	100.0	5,599.00	1	1	100.0	1	0
2011	0405	5422 S3.0113.11	COM	14A	LMH	4,916.00	100.0	4,916.00	1	1	100.0	1	0
2011	0405	5423 S3.0011.12	COM	14A	LMH	5,550.00	100.0	5,550.00	1	1	100.0	1	0
2011	0405	5427 S4.0012.12	COM	14A	LMH	5,706.54	100.0	5,706.54	1	1	100.0	1	0
2011	0405	5428 S1.0015.12	COM	14A	LMH	5,255.00	100.0	5,255.00	1	1	100.0	1	0
2011	0405	5429 S1.0014.12	COM	14A	LMH	5,730.00	100.0	5,730.00	1	1	100.0	1	0
2011	0405	5526 S5.0016.12	COM	14A	LMH	1,850.00	100.0	1,850.00	1	1	100.0	1	0
2011	0406	5095 9.64-11 -Home Rehabilitation Program (HRP)	COM	14A	LMH	57,710.16	0.0	57,710.16	0	0	0.0	0	0
2011	0406	5218 H1.0033.10 HRLP	COM	14A	LMH	13,581.00	100.0	13,581.00	1	1	100.0	1	0
2011	0406	5258 H5.0090.10	COM	14A	LMH	17,750.00	100.0	17,750.00	1	1	100.0	1	0
2011	0406	5264 H5.0014.11	COM	14A	LMH	17,568.00	100.0	17,568.00	1	1	100.0	1	0
2011	0406	5272 HRLP H1.0010.11	COM	14A	LMH	13,395.00	100.0	13,395.00	1	1	100.0	1	0
2011	0406	5273 HRLP H1.0074.10	COM	14A	LMH	20,000.05	100.0	20,000.05	1	1	100.0	1	0
2011	0406	5384 H5.0032.10	COM	14A	LMH	17,520.00	100.0	17,520.00	1	1	100.0	1	0
2011	0406	5405 H2.0002.12	COM	14A	LMH	9,420.00	100.0	9,420.00	1	1	100.0	1	0
2011	0406	5424 H3.0004.12	COM	14A	LMH	9,700.00	100.0	9,700.00	1	1	100.0	1	0
2011	0406	5425 H1.0016.11	COM	14A	LMH	9,538.00	100.0	9,538.00	1	1	100.0	1	0
2011	0406	5426 H3.0005.12	COM	14A	LMH	7,841.45	100.0	7,841.45	1	1	100.0	1	0
2011	0406	5528 H4.0001.12	COM	14A	LMH	7,785.00	100.0	7,785.00	1	1	100.0	1	0
2011	0406	5532 H5.0007.12	COM	14A	LMH	9,295.00	100.0	9,295.00	1	1	100.0	1	0
2011	0406	5533 H2.0008.12	COM	14A	LMH	10,800.00	100.0	10,800.00	1	1	100.0	1	0
2011 TOTALS: BUDGETED/UNDERWAY						0.00	0.0	0.00	0	0	0.0	0	0
COMPLETED						553,005.79	100.0	553,005.79	289	289	100.0	289	0
						553,005.79	100.0	553,005.79	289	289	100.0	289	0
CUMULATIVE													
PGM	PROJ	IDIS	STATUS	MTX	NTL	Total	% CDBG	CDBG	OCCUPIED	UNITS	% L/M	OCCUPIED	UNITS
YEAR	ID	ACT ID ACTIVITY NAME		CD	OBJ	EST. AMT		DRAWN AMOUNT	TOTAL	L/M			
2010	5422	5026 HRP - H3.0097.08	COM	14A	LMH	10,760.00	100.0	10,760.00	1	1	100.0	1	0
2010	5422	5034 H3.0116.07	COM	14A	LMH	19,869.00	100.0	19,869.00	1	1	100.0	1	0
2010	5422	5039 H3.0156.08	COM	14A	LMH	8,368.50	100.0	8,368.50	1	1	100.0	1	0
2010	5422	5043 H4.0072.08	COM	14A	LMH	6,000.00	100.0	6,000.00	1	1	100.0	1	0
2010	5422	5044 H5.0044.08	COM	14A	LMH	20,856.00	100.0	20,856.00	1	1	100.0	1	0
2010	5422	5047 H5.0077.08	COM	14A	LMH	14,700.00	100.0	14,700.00	1	1	100.0	1	0
2010	5422	5054 H5.0014.10	COM	14A	LMH	18,050.20	100.0	18,050.20	1	1	100.0	1	0
2010	5422	5086 H4.0149.07	COM	14A	LMH	19,539.00	100.0	19,539.00	1	1	100.0	1	0
2010	5422	5214 H5.0070.10	COM	14A	LMH	16,916.00	100.0	16,916.00	1	1	100.0	1	0
2010	5422	5226 H3.0072.10	COM	14A	LMH	14,597.00	100.0	14,597.00	1	1	100.0	1	0

2010	5425	5018 Office on Aging SHR	COM	14A	LMH	40,000.00	100.0	40,000.00	263	263	100.0	263	0
2010	5425	5028 S5.0028.10 SHR	COM	14A	LMH	4,515.00	100.0	4,515.00	1	1	100.0	1	0
2010	5425	5032 S1.0053.09	COM	14A	LMH	4,840.00	100.0	4,840.00	1	1	100.0	1	0
2010	5425	5035 S1.0215.08	COM	14A	LMH	6,000.00	100.0	6,000.00	1	1	100.0	1	0
2010	5425	5036 S3.0050.10	COM	14A	LMH	4,495.00	100.0	4,495.00	1	1	100.0	1	0
2010	5425	5037 S3.0044.10	COM	14A	LMH	5,790.00	100.0	5,790.00	1	1	100.0	1	0
2010	5425	5038 S3.0042.10	COM	14A	LMH	2,158.00	100.0	2,158.00	1	1	100.0	1	0
2010	5425	5041 S5.0060.10	COM	14A	LMH	5,809.00	100.0	5,809.00	1	1	100.0	1	0
2010	5425	5042 S5.0053.10	COM	14A	LMH	3,845.00	100.0	3,845.00	1	1	100.0	1	0
2010	5425	5045 S5.0051.10	COM	14A	LMH	5,790.00	100.0	5,790.00	1	1	100.0	1	0
2010	5425	5049 S3.0307.08	COM	14A	LMH	5,435.00	100.0	5,435.00	1	1	100.0	1	0
2010	5425	5050 S4.0095.08	COM	14A	LMH	5,917.00	100.0	5,917.00	1	1	100.0	1	0
2010	5425	5057 S1.0073.10	COM	14A	LMH	6,000.00	100.0	6,000.00	1	1	100.0	1	0
2010	5425	5058 S4.0063.10	COM	14A	LMH	4,255.00	100.0	4,255.00	1	1	100.0	1	0
2010	5425	5059 S4.0049.10	COM	14A	LMH	5,980.00	100.0	5,980.00	1	1	100.0	1	0
2010	5425	5061 S4.0224.08	COM	14A	LMH	6,000.00	100.0	6,000.00	1	1	100.0	1	0
2010	5425	5062 S3.0014.10	COM	14A	LMH	4,350.00	100.0	4,350.00	1	1	100.0	1	0
2010	5425	5063 S5.0069.10	COM	14A	LMH	6,366.91	100.0	6,366.91	1	1	100.0	1	0
2010	5425	5064 S1.0015.10	COM	14A	LMH	5,895.00	100.0	5,895.00	1	1	100.0	1	0
2010	5425	5072 S4.0365.08	COM	14A	LMH	5,950.00	100.0	5,950.00	1	1	100.0	1	0
2010	5425	5074 S3.0071.10	COM	14A	LMH	5,600.00	100.0	5,600.00	1	1	100.0	1	0
2010	5425	5187 S3.0126.10	COM	14A	LMH	5,800.00	100.0	5,800.00	1	1	100.0	1	0
2010	5425	5189 S3.0116.10	COM	14A	LMH	4,625.00	100.0	4,625.00	1	1	100.0	1	0
2010	5425	5190 S1.0117.10	COM	14A	LMH	2,934.00	100.0	2,934.00	1	1	100.0	1	0
2010	5425	5191 S3.0119.10	COM	14A	LMH	5,857.00	100.0	5,857.00	1	1	100.0	1	0
2010	5425	5192 S1.0129.10	COM	14A	LMH	5,030.00	100.0	5,030.00	1	1	100.0	1	0
2010	5425	5207 S3.0107.10	COM	14A	LMH	4,565.00	100.0	4,565.00	1	1	100.0	1	0
2010	5425	5208 S3.0130.10	COM	14A	LMH	3,600.00	100.0	3,600.00	1	1	100.0	1	0
2010	5425	5209 S2.0106.10	COM	14A	LMH	5,020.00	100.0	5,020.00	1	1	100.0	1	0
2010	5425	5213 S5.0137.10	COM	14A	LMH	6,272.97	100.0	6,272.97	1	1	100.0	1	0
2010	5425	5220 S4.0092.10	COM	14A	LMH	4,495.00	100.0	4,495.00	1	1	100.0	1	0
2010 TOTALS: BUDGETED/UNDERWAY						0.00	0.0	0.00	0	0	0.0	0	0
COMPLETED						342,845.58	100.0	342,845.58	303	303	100.0	303	0
						342,845.58	100.0	342,845.58	303	303	100.0	303	0
CUMULATIVE													
PGM	PROJ	IDIS			MTX	NTL	Total		CDBG	OCCUPIED	UNITS		
YEAR	ID	ACT ID	ACTIVITY NAME	STATUS	CD	OBJ	EST. AMT	% CDBG	DRAWN AMOUNT	TOTAL	L/M	% L/M	OCCUPIED UNITS
2009	0096	4700	H4.0030.08	COM	14A	LMH	16,067.00	100.0	16,067.00	1	1	100.0	1
2009	0096	4819	H5.0032.08	COM	14A	LMH	20,817.00	100.0	20,817.00	1	1	100.0	1
2009	0096	4820	H5.0140.07	COM	14A	LMH	5,830.00	100.0	5,830.00	1	1	100.0	1

2009	0096	4821 H5.0002.08	COM	14A	LMH	19,485.00	100.0	19,485.00	1	1	100.0	1	0
2009	0096	4822 H4.0001.09	COM	14A	LMH	19,950.00	100.0	19,950.00	1	1	100.0	1	0
2009	0096	4826 H4.0093.08	COM	14A	LMH	19,898.00	100.0	19,898.00	1	1	100.0	1	0
2009	0096	4831 H1.0027.09	COM	14A	LMH	20,320.00	100.0	20,320.00	1	1	100.0	1	0
2009	0096	4848 H3.0052.07	COM	14A	LMH	7,890.00	100.0	7,890.00	1	1	100.0	1	0
2009	0096	4849 H4.0248.06	COM	14A	LMH	11,970.00	100.0	11,970.00	1	1	100.0	1	0
2009	0096	4863 H4.0121.08	COM	14A	LMH	21,000.00	100.0	21,000.00	1	1	100.0	1	0
2009	0096	4864 H5.0101.07	COM	14A	LMH	22,977.00	100.0	22,977.00	1	1	100.0	1	0
2009	0096	4869 H3.0048.08	COM	14A	LMH	14,070.00	100.0	14,070.00	1	1	100.0	1	0
2009	0096	4870 H5.0126.09	COM	14A	LMH	19,980.00	100.0	19,980.00	1	1	100.0	1	0
2009	0096	4871 H4.0134.08	COM	14A	LMH	14,186.00	100.0	14,186.00	1	1	100.0	1	0
2009	0096	4872 H3.0025.08	COM	14A	LMH	10,050.00	100.0	10,050.00	1	1	100.0	1	0
2009	0096	4877 H3.0036.08	COM	14A	LMH	11,340.00	100.0	11,340.00	1	1	100.0	1	0
2009	0097	4811 S3.245.07	COM	14A	LMH	5,125.00	100.0	5,125.00	1	1	100.0	1	0
2009	0097	4814 S3.258.07	COM	14A	LMH	5,500.00	100.0	5,500.00	1	1	100.0	1	0
2009	0097	4823 Office on Aging 2009-2010	COM	14A	LMH	40,000.00	100.0	40,000.00	331	331	100.0	331	0
2009	0097	4827 S2.0151.08	COM	14A	LMH	6,000.00	100.0	6,000.00	1	1	100.0	1	0
2009	0097	4829 S1.0167.08	COM	14A	LMH	4,825.00	100.0	4,825.00	1	1	100.0	1	0
2009	0097	4830 S1.0087.09	COM	14A	LMH	6,000.00	100.0	6,000.00	1	1	100.0	1	0
2009	0097	4835 S4.0101.09	COM	14A	LMH	5,890.00	100.0	5,890.00	1	1	100.0	1	0
2009	0097	4836 S4.0025.09	COM	14A	LMH	6,000.00	100.0	6,000.00	1	1	100.0	1	0
2009	0097	4841 S3.241.07	COM	14A	LMH	5,916.00	100.0	5,916.00	1	1	100.0	1	0
2009	0097	4842 S3.0164.08	COM	14A	LMH	3,350.00	100.0	3,350.00	1	1	100.0	1	0
2009	0097	4843 S3.0145.08	COM	14A	LMH	5,775.00	100.0	5,775.00	1	1	100.0	1	0
2009	0097	4844 S3.0169.08	COM	14A	LMH	3,710.00	100.0	3,710.00	1	1	100.0	1	0
2009	0097	4845 S3.0161.08	COM	14A	LMH	5,845.00	100.0	5,845.00	1	1	100.0	1	0
2009	0097	4846 S3.0168.08	COM	14A	LMH	5,730.00	100.0	5,730.00	1	1	100.0	1	0
2009	0097	4857 S4.0062.08	COM	14A	LMH	5,947.00	100.0	5,947.00	1	1	100.0	1	0
2009	0097	4858 S5.070.07	COM	14A	LMH	6,000.00	100.0	6,000.00	1	1	100.0	1	0
2009	0097	4868 S4.0114.08f	COM	14A	LMH	5,990.00	100.0	5,990.00	1	1	100.0	1	0
2009	0097	5014 S4.0273.08	COM	14A	LMH	6,285.00	100.0	6,285.00	1	1	100.0	1	0
2009	0097	5021 S3.0266.08	COM	14A	LMH	3,735.00	100.0	3,735.00	1	1	100.0	1	0
2009	0097	5022 S3.0358.08	COM	14A	LMH	5,417.00	100.0	5,417.00	1	1	100.0	1	0
2009	0097	5023 S3.0317.08	COM	14A	LMH	6,000.00	100.0	6,000.00	1	1	100.0	1	0
2009	0097	5024 S3.0336.08	COM	14A	LMH	6,297.10	100.0	6,297.10	1	1	100.0	1	0
2009	0097	5025 S3.0286.08	COM	14A	LMH	4,350.00	100.0	4,350.00	1	1	100.0	1	0
2009 TOTALS: BUDGETED/UNDERWAY						0.00	0.0	0.00	0	0	0.0	0	0
COMPLETED						415,517.10	100.0	415,517.10	369	369	100.0	369	0
						415,517.10	100.0	415,517.10	369	369	100.0	369	0
CUMULATIVE												ACCOMPLISHED - UNITS	

PGM	PROJ	IDIS		MTX	NTL	Total		CDBG	OCCUPIED	UNITS		OCCUPIED	UNITS	
YEAR	ID	ACT ID	ACTIVITY NAME	STATUS	CD	OBJ	EST. AMT	% CDBG	DRAWN	AMOUNT	TOTAL	L/M	% L/M	
2008	0008	4598	H3.0115.07 ORTIZ, VIVIAN	COM	14A	LMH	19,092.00	100.0	19,092.00	1	1	100.0	1	0
2008	0008	4599	H4.0129.07 ALEMAN, TRINIDAD & YOLANDA	COM	14A	LMH	11,300.00	100.0	11,300.00	1	1	100.0	1	0
2008	0008	4600	H3.0068.07 MILLS, ROBERT & ALMA	COM	14A	LMH	12,952.00	100.0	12,952.00	1	1	100.0	1	0
2008	0008	4601	H3.0257.06 JAPHA, EVE	COM	14A	LMH	11,720.00	100.0	11,720.00	1	1	100.0	1	0
2008	0008	4602	H4.0122.07 MANSKER, JACK JR. & SHERRIE	COM	14A	LMH	18,530.08	100.0	18,530.08	1	1	100.0	1	0
2008	0008	4603	H3.0074.07 DILLON, FRANCIS III	COM	14A	LMH	4,925.00	100.0	4,925.00	1	1	100.0	1	0
2008	0008	4609	H4.0121.07 GAMEZ, DIONICIO	COM	14A	LMH	21,840.00	100.0	21,840.00	1	1	100.0	1	0
2008	0008	4622	MACK, ALONZO	COM	14A	LMH	22,056.90	100.0	22,056.90	1	1	100.0	1	0
2008	0008	4623	NIKITAS, CATHERINE	COM	14A	LMH	20,000.00	100.0	20,000.00	1	1	100.0	1	0
2008	0008	4624	H4.0141.07 SPIEL, SHARON	COM	14A	LMH	19,689.00	100.0	19,689.00	1	1	100.0	1	0
2008	0008	4625	H3.0108.07 MASLOW, WALTER & LOIS	COM	14A	LMH	19,975.00	100.0	19,975.00	1	1	100.0	1	0
2008	0008	4626	H5.0024.07 ANDREWS, EDDIE	COM	14A	LMH	18,190.00	100.0	18,190.00	1	1	100.0	1	0
2008	0008	4634	H5.0040.07 SOOTS, MICHELLE	COM	14A	LMH	5,730.00	100.0	5,730.00	1	1	100.0	1	0
2008	0008	4635	H4.0135.07 POWELS, DEBRA	COM	14A	LMH	22,557.42	100.0	22,557.42	1	1	100.0	1	0
2008	0008	4637	H3.0058.07 ELLIOTT, KENNETH & GLORIA	COM	14A	LMH	17,050.00	100.0	17,050.00	1	1	100.0	1	0
2008	0008	4639	H4.0138.07 FELIX, MARTHA	COM	14A	LMH	24,680.00	100.0	24,680.00	1	1	100.0	1	0
2008	0008	4642	H4.0039.07 SERRANO, SIMON & LUZ	COM	14A	LMH	20,000.00	100.0	20,000.00	1	1	100.0	1	0
2008	0008	4643	H5.0053.07 GRAINGER	COM	14A	LMH	20,342.23	100.0	20,342.23	1	1	100.0	1	0
2008	0009	4587	S4.0076.08F MCMAHON, GERALD	COM	14A	LMH	5,898.00	100.0	5,898.00	1	1	100.0	1	0
2008	0009	4588	S4.002.07	COM	14A	LMH	2,680.00	100.0	2,680.00	1	1	100.0	1	0
2008	0009	4589	S4.035.07 DESAULNIERS, MARY	COM	14A	LMH	5,014.00	100.0	5,014.00	1	1	100.0	1	0
2008	0009	4590	S4.019.07 MACKU, ROBERT	COM	14A	LMH	6,000.00	100.0	6,000.00	1	1	100.0	1	0
2008	0009	4591	S4.036.07 SCHAPER, JACKIE	COM	14A	LMH	5,989.00	100.0	5,989.00	1	1	100.0	1	0
2008	0009	4592	S4.017.07 PALMER, JACK	COM	14A	LMH	5,009.00	100.0	5,009.00	1	1	100.0	1	0
2008	0009	4593	S4.024.07 DAVIS, LORRAINE	COM	14A	LMH	5,999.00	100.0	5,999.00	1	1	100.0	1	0
2008	0009	4594	S3.186.07 GARZA, ORALIA	COM	14A	LMH	5,230.00	100.0	5,230.00	1	1	100.0	1	0
2008	0009	4595	S1.011.07	COM	14A	LMH	7,855.00	100.0	7,855.00	1	1	100.0	1	0
2008	0009	4596	S3.221.07 WRIGHT, DOROTHY	COM	14A	LMH	5,920.00	100.0	5,920.00	1	1	100.0	1	0
2008	0009	4606	9.20A-08 RIV. COUNTY OFFICE ON AGING	COM	14A	LMH	47,300.00	100.0	47,300.00	332	332	100.0	332	0
2008	0009	4610	S3.193.07 SIMMONS, CLAUDE	COM	14A	LMH	6,000.00	100.0	6,000.00	1	1	100.0	1	0
2008	0009	4611	S5.077.07 NEVINS, RICHARD	COM	14A	LMH	5,945.00	100.0	5,945.00	1	1	100.0	1	0
2008	0009	4612	S3.195.07 BLANEY, CALVIN & KATHERINE	COM	14A	LMH	6,000.00	100.0	6,000.00	1	1	100.0	1	0
2008	0009	4613	S3.181.07 CLARK, FAYE	COM	14A	LMH	5,900.00	100.0	5,900.00	1	1	100.0	1	0
2008	0009	4615	S3.217.07 REGULSKY, ANA NANCY	COM	14A	LMH	5,912.00	100.0	5,912.00	1	1	100.0	1	0
2008	0009	4616	S1.0083.08 WILLIAMS, PEGGY	COM	14A	LMH	5,930.00	100.0	5,930.00	1	1	100.0	1	0
2008	0009	4617	S5.052.07 RIOS, BERTHA	COM	14A	LMH	6,000.00	100.0	6,000.00	1	1	100.0	1	0
2008	0009	4629	S5.065.07 JELLIFFE, ROBERT & JEAN	COM	14A	LMH	5,990.00	100.0	5,990.00	1	1	100.0	1	0
2008	0009	4630	S5.0012.08 VALENZUELA, FIDEL & MARY	COM	14A	LMH	4,975.00	100.0	4,975.00	1	1	100.0	1	0
2008	0009	4631	S5.0091.08 BENEDETT, BARBARA	COM	14A	LMH	5,870.00	100.0	5,870.00	1	1	100.0	1	0

2008	0009	4632	S1.006.07	GUGLIEMANA, ELAINE	COM	14A	LMH	6,000.00	100.0	6,000.00	1	1	100.0	1	0	
2008	0009	4633	S4.018.07	NARANJO, PINA	COM	14A	LMH	6,000.00	100.0	6,000.00	1	1	100.0	1	0	
2008	0009	4636	S5.0019.08	SMITH SHARRON	COM	14A	LMH	6,000.00	100.0	6,000.00	1	1	100.0	1	0	
2008	0009	4640	S4.0075.08F	FARQUHAR, ERIC	COM	14A	LMH	5,020.00	100.0	5,020.00	1	1	100.0	1	0	
2008	0009	4641	S4.0112.08F	OLIVER, DIANE	COM	14A	LMH	5,289.00	100.0	5,289.00	1	1	100.0	1	0	
2008	0009	4651	S5.069.07	DELAYNEY, SYLVIA	COM	14A	LMH	5,060.00	100.0	5,060.00	1	1	100.0	1	0	
2008	0009	4652	S3.0105.08	MONTEZ, EUFEMIO & ADELA	COM	14A	LMH	2,170.00	100.0	2,170.00	1	1	100.0	1	0	
2008	0009	4653	S3.203.07	CRACCHIOLO, PAUL & CHRISTINE	COM	14A	LMH	5,720.00	100.0	5,720.00	1	1	100.0	1	0	
2008	0009	4654	S3.0287.08	CHRISTIAN, ELLEN	COM	14A	LMH	4,800.00	100.0	4,800.00	1	1	100.0	1	0	
2008	0009	4655	S4.039.07		COM	14A	LMH	5,880.00	100.0	5,880.00	1	1	100.0	1	0	
2008	0009	4656	S5.063.07		COM	14A	LMH	4,745.00	100.0	4,745.00	1	1	100.0	1	0	
2008	0009	4657	S4.030.07	CRAIN, LINDA & JAMES	COM	14A	LMH	6,000.00	100.0	6,000.00	1	1	100.0	1	0	
2008	0009	4658	S3.0055.08		COM	14A	LMH	5,905.00	100.0	5,905.00	1	1	100.0	1	0	
2008	0009	4659	S3.198.07	JENDROCK, JOANNE	COM	14A	LMH	6,000.00	100.0	6,000.00	1	1	100.0	1	0	
2008	0009	4660	S3.0006.08	CUNNINGHAM, NANCY	COM	14A	LMH	1,700.00	100.0	1,700.00	1	1	100.0	1	0	
2008	0009	4661	S3.0244.08	COOKSEY, JAMES	COM	14A	LMH	5,665.00	100.0	5,665.00	1	1	100.0	1	0	
2008	0009	4662	S3.0029.08		COM	14A	LMH	6,000.00	100.0	6,000.00	1	1	100.0	1	0	
2008	0009	4663	S3.147.07	SCHNECK, MOLLY	COM	14A	LMH	6,000.00	100.0	6,000.00	1	1	100.0	1	0	
2008	0009	4664	S3.0088.08	SPEAKER, IRMA	COM	14A	LMH	4,590.00	100.0	4,590.00	1	1	100.0	1	0	
2008	0009	4665	S3.0008.08	DURR, WILLIAM & NORMA	COM	14A	LMH	5,380.00	100.0	5,380.00	1	1	100.0	1	0	
2008	0009	4666	S5.0011.08	MERCADO-HERNANDEZ, ANITA	COM	14A	LMH	6,000.00	100.0	6,000.00	1	1	100.0	1	0	
2008	0009	4667	S5.0090.08	ARGENT, STAN & SUSAN	COM	14A	LMH	5,570.00	100.0	5,570.00	1	1	100.0	1	0	
2008	0009	4668	S3.251.07	COULSON, RALPH & LORENA	COM	14A	LMH	4,685.00	100.0	4,685.00	1	1	100.0	1	0	
2008	0009	4669	S5.0009.08		COM	14A	LMH	5,590.00	100.0	5,590.00	1	1	100.0	1	0	
2008	0009	4670	S4.0130.08	SHEPHERD, ELEANOR	COM	14A	LMH	6,000.00	100.0	6,000.00	1	1	100.0	1	0	
2008	0009	4813	S3.0093.09		COM	14A	LMH	5,125.00	100.0	5,125.00	1	1	100.0	1	0	
2008	0127	4586	2.NR.10-08	NORCO HOME REPAIR PROGRAM	COM	14A	LMH	258,926.00	100.0	258,926.00	8	8	100.0	8	0	
2008 TOTALS: BUDGETED/UNDERWAY								0.00	0.0	0.00	0	0	0.0	0	0	
COMPLETED								867,865.63	100.0	867,865.63	404	404	100.0	404	0	
								867,865.63	100.0	867,865.63	404	404	100.0	404	0	
CUMULATIVE																
PGM	PROJ	IDIS				MTX	NTL	Total	CDBG		OCCUPIED	UNITS	OCCUPIED		UNITS	
YEAR	ID	ACT ID	ACTIVITY NAME			STATUS	CD OBJ	EST. AMT	%	CDBG DRAWN	AMOUNT	TOTAL	L/M	%	L/M	
2007	0015	4158	S3.133.06	MONTOYA, HERMAN	COM	14A	LMH	5,985.00	100.0	5,985.00		1	1	100.0	1	0
2007	0015	4160	H4.0196.06	FIGUEROA	COM	14A	LMH	22,430.00	100.0	22,430.00		1	1	100.0	1	0
2007	0015	4161	H3.0212.06	TURNURE, SYLVIA	COM	14A	LMH	19,920.00	100.0	19,920.00		1	1	100.0	1	0
2007	0015	4162	H5.0128.06	OSBY, DONNA	COM	14A	LMH	24,425.00	100.0	24,425.00		1	1	100.0	1	0
2007	0015	4163	H3.0253.06	GUNN, BONNIE	COM	14A	LMH	4,920.00	100.0	4,920.00		1	1	100.0	1	0
2007	0015	4164	H4.0240.06	ELDER, DIANNE	COM	14A	LMH	19,656.00	100.0	19,656.00		1	1	100.0	1	0
2007	0015	4165	H5.0219.06	WATSON, ESTHER	COM	14A	LMH	18,606.00	100.0	18,606.00		1	1	100.0	1	0

2007	0015	4166 H4.0236.06 WHITE, PATRICIA	COM	14A	LMH	19,820.00	100.0	19,820.00	1	1	100.0	1	0
2007	0015	4171 H4.0017.07 CAMPA, JULIA	COM	14A	LMH	17,700.00	100.0	17,700.00	1	1	100.0	1	0
2007	0015	4225 H4.0237.06 DRISKEL, MICHAEL & LINDA	COM	14A	LMH	16,940.00	100.0	16,940.00	1	1	100.0	1	0
2007	0015	4228 H4.0002.07 CANALES, ARMANDO	COM	14A	LMH	19,810.00	100.0	19,810.00	1	1	100.0	1	0
2007	0015	4318 H4.0023.07 AVALOS, ARTURO & CARMEN	COM	14A	LMH	19,910.00	100.0	19,910.00	1	1	100.0	1	0
2007	0015	4323 H3.0242.06 COUCHMAN, MILDRED	COM	14A	LMH	16,985.00	100.0	16,985.00	1	1	100.0	1	0
2007	0015	4324 PHILLIPS, HERMAN & LYNETTE	COM	14A	LMH	19,961.00	100.0	19,961.00	1	1	100.0	1	0
2007	0015	4325 H4.0114.05 GIRON, JESUS & MARIA	COM	14A	LMH	12,780.00	100.0	12,780.00	1	1	100.0	1	0
2007	0015	4327 H3.0249.06 GUNDERSON, GERLAD & BERTHA	COM	14A	LMH	14,745.00	100.0	14,745.00	1	1	100.0	1	0
2007	0015	4328 H4.0059.07 STUMP, STEPHANIE	COM	14A	LMH	19,944.00	100.0	19,944.00	1	1	100.0	1	0
2007	0015	4344 H5.0018.07 HENRY, ANN	COM	14A	LMH	21,834.00	100.0	21,834.00	1	1	100.0	1	0
2007	0015	4356 H4.0254.06 WARD, MILES & DAISY	COM	14A	LMH	19,420.00	100.0	19,420.00	1	1	100.0	1	0
2007	0015	4357 H5.0032.07 CARMICHAEL, FLORENCE	COM	14A	LMH	5,900.00	100.0	5,900.00	1	1	100.0	1	0
2007	0015	4360 H4.0263.06 DIAZ, JOY	COM	14A	LMH	22,297.53	100.0	22,297.53	1	1	100.0	1	0
2007	0015	4361 H3.0256.06 SMITH, EDWIN & RUTH	COM	14A	LMH	17,160.00	100.0	17,160.00	1	1	100.0	1	0
2007	0015	4365 H3.0258.06 ROOKMAAKER, AALTJE	COM	14A	LMH	17,859.00	100.0	17,859.00	1	1	100.0	1	0
2007	0015	4370 H4.0047.07 GARCIA, RONALD & AMY	COM	14A	LMH	24,979.00	100.0	24,979.00	1	1	100.0	1	0
2007	0015	4376 H2.0085.07 PRICE, DOROTHY	COM	14A	LMH	12,193.00	100.0	12,193.00	1	1	100.0	1	0
2007	0015	4386 H4.0080.07 GONZALEZ, DORA	COM	14A	LMH	19,671.00	100.0	19,671.00	1	1	100.0	1	0
2007	0015	4392 H5.0067.07 WATSON, TONI	COM	14A	LMH	19,960.00	100.0	19,960.00	1	1	100.0	1	0
2007	0015	4393 H4.0251.07 CILETTI, JANICE	COM	14A	LMH	20,453.00	100.0	20,453.00	1	1	100.0	1	0
2007	0015	4394 H3.0001.07 KELLERMAN, CATHERINE	COM	14A	LMH	19,850.00	100.0	19,850.00	1	1	100.0	1	0
2007	0015	4396 H4.0248.06 MILLINGTON, URSULA	COM	14A	LMH	7,490.00	100.0	7,490.00	1	1	100.0	1	0
2007	0015	4397 H4.0233.06 ORTIZ, ARTURO & MARIA	COM	14A	LMH	19,974.00	100.0	19,974.00	1	1	100.0	1	0
2007	0015	4398 H4.0234.06 LOPEZ, JESUS	COM	14A	LMH	20,323.00	100.0	20,323.00	1	1	100.0	1	0
2007	0015	4401 H5.0013.07 ARCHER, OFELIA	COM	14A	LMH	19,288.00	100.0	19,288.00	1	1	100.0	1	0
2007	0015	4402 H5.0066.07 HILL	COM	14A	LMH	19,510.00	100.0	19,510.00	1	1	100.0	1	0
2007	0015	4403 H5.0055.07 DAVIS	COM	14A	LMH	19,945.00	100.0	19,945.00	1	1	100.0	1	0
2007	0015	4408 H5.0009.07 VILKS	COM	14A	LMH	10,065.00	100.0	10,065.00	1	1	100.0	1	0
2007	0016	4132 S5.075.06 SMALL, JOE	COM	14A	LMH	6,000.00	100.0	6,000.00	1	1	100.0	1	0
2007	0016	4133 S5.109.06 AMBROSINO, TONY	COM	14A	LMH	6,000.00	100.0	6,000.00	1	1	100.0	1	0
2007	0016	4134 S5.115.06 TINSLEY, LORRAINE	COM	14A	LMH	6,000.00	100.0	6,000.00	1	1	100.0	1	0
2007	0016	4135 S5.106.06 DANCY, SANDRA	COM	14A	LMH	6,000.00	100.0	6,000.00	1	1	100.0	1	0
2007	0016	4136 S5.090.06 GARCIA, FELIPE	COM	14A	LMH	5,780.00	100.0	5,780.00	1	1	100.0	1	0
2007	0016	4137 S3.071.06 REILLY, NINA	COM	14A	LMH	5,950.00	100.0	5,950.00	1	1	100.0	1	0
2007	0016	4138 S5.099.06 HOLMES, JIMMIE	COM	14A	LMH	5,623.00	100.0	5,623.00	1	1	100.0	1	0
2007	0016	4146 S5.044.06 ALSTOLA, GUNNER	COM	14A	LMH	6,000.00	100.0	6,000.00	1	1	100.0	1	0
2007	0016	4147 S5.036.06 MILLER, GLORIA	COM	14A	LMH	6,000.00	100.0	6,000.00	1	1	100.0	1	0
2007	0016	4148 S3.114.06 GARCIA, MARY	COM	14A	LMH	5,400.00	100.0	5,400.00	1	1	100.0	1	0
2007	0016	4149 S3.094.06 BLAKE, TERRANCE	COM	14A	LMH	6,000.00	100.0	6,000.00	1	1	100.0	1	0
2007	0016	4150 S4.069.06 GLORIA, ROBERT	COM	14A	LMH	5,800.00	100.0	5,800.00	1	1	100.0	1	0
2007	0016	4151 S4.050.06 ROSS, JOHN	COM	14A	LMH	5,970.00	100.0	5,970.00	1	1	100.0	1	0

2007	0016	4159 S3.129.06 MARTOS, JACINTO & BEATRICE	COM	14A	LMH	6,000.00	100.0	6,000.00	1	1	100.0	1	0
2007	0016	4169 S3.005.07 PAUL,SOPHIE	COM	14A	LMH	5,560.00	100.0	5,560.00	1	1	100.0	1	0
2007	0016	4170 S4.072.06 SUNDLIE, PJ	COM	14A	LMH	5,208.42	100.0	5,208.42	1	1	100.0	1	0
2007	0016	4214 S4.010.07 O'BRIEN MICHAEL	COM	14A	LMH	5,998.00	100.0	5,998.00	1	1	100.0	1	0
2007	0016	4215 S4.074.06 MIRACLE, ADRIENNE	COM	14A	LMH	5,903.00	100.0	5,903.00	1	1	100.0	1	0
2007	0016	4216 S4.004.07 LEE, RICK	COM	14A	LMH	5,996.00	100.0	5,996.00	1	1	100.0	1	0
2007	0016	4217 S3.124.06 JONES, PEGGY	COM	14A	LMH	6,000.00	100.0	6,000.00	1	1	100.0	1	0
2007	0016	4219 S4.001.07 HERNANDEZ, GABRIELA	COM	14A	LMH	5,995.00	100.0	5,995.00	1	1	100.0	1	0
2007	0016	4221 S5.012.07 WRIGHT, CHESTER-MAE	COM	14A	LMH	6,000.00	100.0	6,000.00	1	1	100.0	1	0
2007	0016	4311 9.04A-07 RIV. COUNTY OFFICE ON AGING	COM	14A	LMH	47,300.00	100.0	47,300.00	379	379	100.0	379	0
2007	0016	4312 S3.110.06 HERNANDEZ, ANGELA	COM	14A	LMH	5,529.00	100.0	5,529.00	1	1	100.0	1	0
2007	0016	4313 S1.040.06 SANCERI, CAROL	COM	14A	LMH	4,750.00	100.0	4,750.00	1	1	100.0	1	0
2007	0016	4314 S1.001.07 SERRATO, ROBERTO	COM	14A	LMH	5,350.00	100.0	5,350.00	1	1	100.0	1	0
2007	0016	4315 S3.128.06 PEACHER, DONALD	COM	14A	LMH	5,915.00	100.0	5,915.00	1	1	100.0	1	0
2007	0016	4316 S4.061.06 SCHRIER, ROSE	COM	14A	LMH	5,990.00	100.0	5,990.00	1	1	100.0	1	0
2007	0016	4317 S1.003.07 SEGADE, LYNDELL	COM	14A	LMH	5,700.00	100.0	5,700.00	1	1	100.0	1	0
2007	0016	4320 S5.123.06 WOODS, EVERETT	COM	14A	LMH	3,900.00	100.0	3,900.00	1	1	100.0	1	0
2007	0016	4329 S5.103.06 NIRA, CONCEPCION	COM	14A	LMH	6,000.00	100.0	6,000.00	1	1	100.0	1	0
2007	0016	4330 S5.130.06 GEHRKE, JUDITH	COM	14A	LMH	5,949.00	100.0	5,949.00	1	1	100.0	1	0
2007	0016	4334 S3.152.07 TAYLOR, DORIS	COM	14A	LMH	6,000.00	100.0	6,000.00	1	1	100.0	1	0
2007	0016	4348 S3.008.07 PEMBERTON, EARL	COM	14A	LMH	4,735.00	100.0	4,735.00	1	1	100.0	1	0
2007	0016	4349 S3.016.07 GRAMMER, VIRGINIA	COM	14A	LMH	5,856.00	100.0	5,856.00	1	1	100.0	1	0
2007	0016	4350 S3.012.07 STEWART, NORMA	COM	14A	LMH	5,990.00	100.0	5,990.00	1	1	100.0	1	0
2007	0016	4351 S5.006.07 MORENO, ADELA	COM	14A	LMH	5,995.00	100.0	5,995.00	1	1	100.0	1	0
2007	0016	4358 S3.117.07 CASTANEDA, GLORIA	COM	14A	LMH	4,560.00	100.0	4,560.00	1	1	100.0	1	0
2007	0016	4359 S5.016.07 BLOOMHUFF, NINA	COM	14A	LMH	6,000.00	100.0	6,000.00	1	1	100.0	1	0
2007	0016	4363 S5.015.07 YEDWALSKI, HARVEY	COM	14A	LMH	6,000.00	100.0	6,000.00	1	1	100.0	1	0
2007	0016	4364 S5.126.06 DECKER, SHIRLEY	COM	14A	LMH	5,550.00	100.0	5,550.00	1	1	100.0	1	0
2007	0016	4371 OTH3.060.07 WASHINGTON, BOBBY	COM	14A	LMH	4,606.00	100.0	4,606.00	1	1	100.0	1	0
2007	0016	4373 S4.016.07 ROBINSON, HELEN	COM	14A	LMH	5,582.00	100.0	5,582.00	1	1	100.0	1	0
2007	0016	4374 OTH3.050.07 DURAN, LOIS	COM	14A	LMH	5,807.00	100.0	5,807.00	1	1	100.0	1	0
2007	0016	4377 S5.033.07 BALDWIN, BEVERLY	COM	14A	LMH	3,780.00	100.0	3,780.00	1	1	100.0	1	0
2007	0016	4378 S5.082.06 PINA, RAMONA	COM	14A	LMH	6,000.00	100.0	6,000.00	1	1	100.0	1	0
2007	0016	4379 S5.024.07 SMITH, JOSEPH	COM	14A	LMH	6,000.00	100.0	6,000.00	1	1	100.0	1	0
2007	0016	4380 S3.118.07 RADFORD,MARGARET	COM	14A	LMH	4,890.00	100.0	4,890.00	1	1	100.0	1	0
2007	0016	4381 S5.023.07 CABRERA, ESTHER	COM	14A	LMH	5,950.00	100.0	5,950.00	1	1	100.0	1	0
2007	0016	4387 S5.044.07 ANDERSON, LOIS	COM	14A	LMH	5,267.00	100.0	5,267.00	1	1	100.0	1	0
2007	0016	4388 S1.023.07 HABIB, MARY LOU	COM	14A	LMH	5,620.00	100.0	5,620.00	1	1	100.0	1	0
2007	0016	4389 S4.021.07 DIXON, BETTY	COM	14A	LMH	6,000.00	100.0	6,000.00	1	1	100.0	1	0
2007	0016	4390 S3.206.07 SNYDER, SYLVIA	COM	14A	LMH	5,180.00	100.0	5,180.00	1	1	100.0	1	0
2007	0016	4391 S4.023.07 YANEZ, MANUELA	COM	14A	LMH	2,607.10	100.0	2,607.10	1	1	100.0	1	0
2007	0016	4400 S5.129.06 STANCHER, CATHERINE	COM	14A	LMH	6,000.00	100.0	6,000.00	1	1	100.0	1	0

2007	0016	4404	S4.003.07 SHUMAN	COM	14A	LMH	6,000.00	100.0	6,000.00	1	1	100.0	1	0
2007	0016	4405	S4.026.07 LUCIANI	COM	14A	LMH	6,000.00	100.0	6,000.00	1	1	100.0	1	0
2007	0016	4406	S4.020.07 NORDWIG	COM	14A	LMH	5,800.00	100.0	5,800.00	1	1	100.0	1	0
2007	0016	4407	S4.027.07 MAXWELL	COM	14A	LMH	5,950.00	100.0	5,950.00	1	1	100.0	1	0
2007	0016	4409	S3.196.07 WRIGHT	COM	14A	LMH	5,700.00	100.0	5,700.00	1	1	100.0	1	0
2007	0016	4426	SMELSER, MARY LOU	COM	14A	LMH	3,200.00	100.0	3,200.00	1	1	100.0	1	0
2007	0016	4433	ALPERS, JOE	COM	14A	LMH	6,000.00	100.0	6,000.00	1	1	100.0	1	0
2007	0016	4434	MAXLOEW, JUDITH	COM	14A	LMH	6,000.00	100.0	6,000.00	1	1	100.0	1	0
2007	0016	4435	GOLDWATER, LORRAINE	COM	14A	LMH	3,595.00	100.0	3,595.00	1	1	100.0	1	0
2007	0016	4436	RUMER, AUDREY	COM	14A	LMH	5,975.00	100.0	5,975.00	1	1	100.0	1	0
2007	0016	4438	PITTMAN, KIRK	COM	14A	LMH	5,850.00	100.0	5,850.00	1	1	100.0	1	0
2007	0016	4439	SAWATSKY, KAMI	COM	14A	LMH	5,965.00	100.0	5,965.00	1	1	100.0	1	0
2007	0016	4440	DWYLITIS, LAVERLE	COM	14A	LMH	6,000.00	100.0	6,000.00	1	1	100.0	1	0
2007	0016	4446	ENDSLEY, ARLENE	COM	14A	LMH	6,000.00	100.0	6,000.00	1	1	100.0	1	0
2007	0016	4450	S4.0073.08F DOYLE, JOHN	COM	14A	LMH	6,000.00	100.0	6,000.00	1	1	100.0	1	0
2007	0016	4451	S4.0051.08F CAVANAUGH, MARY	COM	14A	LMH	5,863.00	100.0	5,863.00	1	1	100.0	1	0
2007	0016	4542	S4.0086.08F FOERSTER, JAMES	COM	14A	LMH	4,725.00	100.0	4,725.00	1	1	100.0	1	0
2007	0016	4618	S1.036.07 MCDORMAN, MARY	COM	14A	LMH	5,725.00	100.0	5,725.00	1	1	100.0	1	0
2007	0016	4619	S4.034.07 HACHTEN, BEVERLY	COM	14A	LMH	3,000.00	100.0	3,000.00	1	1	100.0	1	0
2007	0016	4627	S5.0033.08 YORK, MARGIE	COM	14A	LMH	6,000.00	100.0	6,000.00	1	1	100.0	1	0
2007	0016	4628	S5.0007.08 BRITTIAN, CHRISTINA	COM	14A	LMH	6,000.00	100.0	6,000.00	1	1	100.0	1	0
2007	0016	4647	S3.249.07 PRUDHOMME, BEAULAH	COM	14A	LMH	6,000.00	100.0	6,000.00	1	1	100.0	1	0
2007 TOTALS: BUDGETED/UNDERWAY							0.00	0.0	0.00	0	0	0.0	0	0
COMPLETED							1,103,598.05	100.0	1,103,598.05	491	491	100.0	491	0
							1,103,598.05	100.0	1,103,598.05	491	491	100.0	491	0
CUMULATIVE														
PGM	PROJ	IDIS	ACT ID ACTIVITY NAME	STATUS	MTX	NTL	Total	% CDBG	CDBG	OCCUPIED	UNITS	% L/M	OCCUPIED	UNITS
YEAR	ID	ACT ID			CD	OBJ	EST. AMT		DRAWN AMOUNT	TOTAL	L/M			
2006	0010	3790	H4.0135.05 BURTON, MASON & DORITA	COM	14A	LMH	10,920.00	100.0	10,920.00	1	1	100.0	1	0
2006	0010	3795	H4.0104.05 AMOS-WILLIAMS, BARBARA	COM	14A	LMH	38,699.00	100.0	38,699.00	1	1	100.0	1	0
2006	0010	3796	H4.0052.06 MELTON, DANETTE	COM	14A	LMH	20,000.00	100.0	20,000.00	1	1	100.0	1	0
2006	0010	3798	H4.0049.06 SILVA, PATRICIA	COM	14A	LMH	14,940.00	100.0	14,940.00	1	1	100.0	1	0
2006	0010	3804	H4.0058.06 COUTHREN, BETTY	COM	14A	LMH	22,985.00	100.0	22,985.00	1	1	100.0	1	0
2006	0010	3805	H5.0055.04 MONTGOMERY, MURPHY & TONIA	COM	14A	LMH	25,000.00	100.0	25,000.00	1	1	100.0	1	0
2006	0010	3808	H4.0035.06 SOBRAZO, GILBERT	COM	14A	LMH	34,550.00	100.0	34,550.00	1	1	100.0	1	0
2006	0010	3809	H4.0128.05 RICHTER, WAYNE	COM	14A	LMH	15,318.00	100.0	15,318.00	1	1	100.0	1	0
2006	0010	3810	H4.0059.06 MENDEZ, JESUS & JOSEFINA	COM	14A	LMH	9,335.00	100.0	9,335.00	1	1	100.0	1	0
2006	0010	3819	H5.0110.05 JENKINS, BARBARA	COM	14A	LMH	19,995.00	100.0	19,995.00	1	1	100.0	1	0
2006	0010	3820	H4.0018.05 PATTERSON, KATHLEEN	COM	14A	LMH	25,000.00	100.0	25,000.00	1	1	100.0	1	0
2006	0010	3821	H5.0138.05 NIOSO, ELIZABETH	COM	14A	LMH	25,000.00	100.0	25,000.00	1	1	100.0	1	0

2006	0010	3835 H4.0024.06 OROZCO, DANIEL	COM	14A	LMH	21,425.53	100.0	21,425.53	1	1	100.0	1	0
2006	0010	3836 H4.0122.05 GENERA, RAUL	COM	14A	LMH	20,000.00	100.0	20,000.00	1	1	100.0	1	0
2006	0010	3955 H4.0025.06 SAUCEDO, ARTURO & YOLANDA	COM	14A	LMH	24,909.00	100.0	24,909.00	1	1	100.0	1	0
2006	0010	3956 H4.0028.06 NAVA, ROSALINA M.	COM	14A	LMH	51,334.00	39.0	20,000.00	1	1	100.0	1	0
2006	0010	3966 H4.0106.06 COSBY, PAULINE	COM	14A	LMH	20,000.00	100.0	20,000.00	1	1	100.0	1	0
2006	0010	4008 H5.103.06 RAMOS, DESIREE	COM	14A	LMH	28,956.00	100.0	28,956.00	1	1	100.0	1	0
2006	0010	4021 H3.0061.06 CECENA, MARIA	COM	14A	LMH	12,769.00	100.0	12,769.00	1	1	100.0	1	0
2006	0010	4022 WASHINGTON, AUSTON SR.	COM	14A	LMH	24,640.00	100.0	24,640.00	1	1	100.0	1	0
2006	0010	4026 H4.0112.06 MCCOY, APRIL	COM	14A	LMH	5,940.00	100.0	5,940.00	1	1	100.0	1	0
2006	0010	4033 H5.0113.06 LEON, BELINDA	COM	14A	LMH	18,199.00	100.0	18,199.00	1	1	100.0	1	0
2006	0010	4034 H5.0141.06 RIVERS, JOSEPH	COM	14A	LMH	20,970.00	100.0	20,970.00	1	1	100.0	1	0
2006	0010	4035 H4.0138.06 FRANZ, JOSETT	COM	14A	LMH	21,066.00	100.0	21,066.00	1	1	100.0	1	0
2006	0010	4039 H4.0026.06 GOMEZ, MANUEL & MARIA	COM	14A	LMH	23,610.00	100.0	23,610.00	1	1	100.0	1	0
2006	0010	4044 H4.0153.06 MACK, ROZENE & EVELYN	COM	14A	LMH	24,990.00	100.0	24,990.00	1	1	100.0	1	0
2006	0010	4045 H4.0134.05 LEWIS, KAY	COM	14A	LMH	25,000.00	100.0	25,000.00	1	1	100.0	1	0
2006	0010	4046 H4.0119.06 AUSTIN, BETTY J.	COM	14A	LMH	24,380.00	100.0	24,380.00	1	1	100.0	1	0
2006	0010	4047 H5.0140.06 GUNN, GRACE	COM	14A	LMH	22,115.00	100.0	22,115.00	1	1	100.0	1	0
2006	0010	4051 H4.0132.06 APODACA, JOSEFINA & MARGARITA	COM	14A	LMH	18,654.00	100.0	18,654.00	1	1	100.0	1	0
2006	0010	4052 H5.0101.06 STABILE, VITO & MARY	COM	14A	LMH	22,900.00	100.0	22,900.00	1	1	100.0	1	0
2006	0010	4053 H1.0150.06 PINION, VERONICA & KELLY	COM	14A	LMH	23,340.00	100.0	23,340.00	1	1	100.0	1	0
2006	0010	4054 H5.0133.06 FRANCO, MANUEL & ANN	COM	14A	LMH	27,421.00	100.0	27,421.00	1	1	100.0	1	0
2006	0010	4055 H5.0030.06 DIXSON, DARLENE	COM	14A	LMH	20,000.00	100.0	20,000.00	1	1	100.0	1	0
2006	0010	4058 H5.0017.06 HEARN, LENORE	COM	14A	LMH	19,956.00	100.0	19,956.00	1	1	100.0	1	0
2006	0010	4059 H1.0193.06	COM	14A	LMH	27,072.07	100.0	27,072.07	1	1	100.0	1	0
2006	0010	4060 H3.0162.06 NICHOLS, GLENN & JEANNE	COM	14A	LMH	22,405.00	100.0	22,405.00	1	1	100.0	1	0
2006	0010	4061 H5.0202.06 MARK, DENNY	COM	14A	LMH	28,743.31	100.0	28,743.31	1	1	100.0	1	0
2006	0010	4063 H4.0043.06 RESENDEZ, EVANGELINA P.	COM	14A	LMH	14,720.00	100.0	14,720.00	1	1	100.0	1	0
2006	0010	4064 H4.0180.06 JOHNSON, MARTHA	COM	14A	LMH	25,000.00	100.0	25,000.00	1	1	100.0	1	0
2006	0010	4065 H5.0152.06 CREEL, BRENDA	COM	14A	LMH	15,249.00	100.0	15,249.00	1	1	100.0	1	0
2006	0010	4066 H1.0037.06 MELCHOR, ANNAMARIE	COM	14A	LMH	27,385.00	100.0	27,385.00	1	1	100.0	1	0
2006	0010	4067 H5.0155.06 WALDON, SHELIA	COM	14A	LMH	34,708.00	100.0	34,708.00	1	1	100.0	1	0
2006	0010	4073 H3.0218.06 KIMPORT, CATHY	COM	14A	LMH	20,000.00	100.0	20,000.00	1	1	100.0	1	0
2006	0010	4074 H5.0195.06 MANGUN, NANCY	COM	14A	LMH	19,140.00	100.0	19,140.00	1	1	100.0	1	0
2006	0010	4079 H3.0094.06 DUNN, LACINDA	COM	14A	LMH	19,300.00	100.0	19,300.00	1	1	100.0	1	0
2006	0010	4080 H4.0211.06 PENA, ROSALINA & MARIO	COM	14A	LMH	26,490.00	100.0	26,490.00	1	1	100.0	1	0
2006	0010	4081 H4.0200.06 FOSTER, YVONNE	COM	14A	LMH	27,300.00	100.0	27,300.00	1	1	100.0	1	0
2006	0010	4082 H4.0190.06 CELAYA, ARNOLDO	COM	14A	LMH	31,790.00	100.0	31,790.00	1	1	100.0	1	0
2006	0010	4083 H3.0063.06 PETERS, RITA	COM	14A	LMH	22,435.00	100.0	22,435.00	1	1	100.0	1	0
2006	0010	4084 H4.0229.06 FREEDLAND, HELEN	COM	14A	LMH	19,700.00	100.0	19,700.00	1	1	100.0	1	0
2006	0010	4088 H3.0098.06 HAYES, ALCIDE & DELORES	COM	14A	LMH	19,706.36	100.0	19,706.36	1	1	100.0	1	0
2006	0010	4089 ROBINSON, RENEE	COM	14A	LMH	9,626.00	100.0	9,626.00	1	1	100.0	1	0
2006	0010	4090 H5.0109.05 LASSITER, MAXINE	COM	14A	LMH	20,000.00	100.0	20,000.00	1	1	100.0	1	0

2006	0010	4096 BUNTON, IMOGENE	COM	14A	LMH	9,555.00	100.0	9,555.00	1	1	100.0	1	0
2006	0010	4097 H4.0199.06 JAIMES, ARGELIA	COM	14A	LMH	17,777.00	100.0	17,777.00	1	1	100.0	1	0
2006	0010	4098 H4.0123.06 MORALES, NORA	COM	14A	LMH	20,000.00	100.0	20,000.00	1	1	100.0	1	0
2006	0010	4099 H3.0216.06 RANKIN, ELMER	COM	14A	LMH	22,725.00	100.0	22,725.00	1	1	100.0	1	0
2006	0010	4100 H3.0115.06 MORGAN, PATSY	COM	14A	LMH	19,770.00	100.0	19,770.00	1	1	100.0	1	0
2006	0010	4101 H5.0156.06 KAFOA, LOUISE	COM	14A	LMH	28,730.00	100.0	28,730.00	1	1	100.0	1	0
2006	0010	4103 H4.0197.06 HERNANDEZ, PILAR	COM	14A	LMH	19,264.00	100.0	19,264.00	1	1	100.0	1	0
2006	0010	4104 H3.0235.06 CARLSON, ROBERT & MARGARET	COM	14A	LMH	14,320.00	100.0	14,320.00	1	1	100.0	1	0
2006	0011	3786 SENIOR HOME REPAIR 2006	COM	14A	LMH	257,691.06	100.0	257,691.06	137	137	100.0	137	0
2006	0011	3897 0.414 OFFICE ON AGING SENIOR HOME REPAIR	COM	14A	LMH	40,000.00	100.0	40,000.00	365	365	100.0	365	0
2006	0011	4115 S3.112.06 JONES, CAROL	COM	14A	LMH	6,000.00	100.0	6,000.00	1	1	100.0	1	0
2006	0011	4118 S3.098.06 LEWIS, JACK	COM	14A	LMH	6,000.00	100.0	6,000.00	1	1	100.0	1	0
2006	0011	4119 S5.042.06 ARNOVE, SYLVIA	COM	14A	LMH	6,000.00	100.0	6,000.00	1	1	100.0	1	0
2006	0011	4120 S5.071.06 BALL, YVONNE	COM	14A	LMH	5,973.00	100.0	5,973.00	1	1	100.0	1	0
2006	0011	4121 S3.049.06 RUDITIS, MARGARET	COM	14A	LMH	3,890.00	100.0	3,890.00	1	1	100.0	1	0
2006	0011	4122 S5.119.06 WALKER, CHARLES	COM	14A	LMH	6,000.00	100.0	6,000.00	1	1	100.0	1	0
2006	0011	4123 S3.070.06 ROY, ELIZABETH	COM	14A	LMH	3,455.00	100.0	3,455.00	1	1	100.0	1	0
2006	0011	4124 S3.080.06 ELDER, AILEEN	COM	14A	LMH	4,950.00	100.0	4,950.00	1	1	100.0	1	0
2006	0201	4024 4.498 EL SOLANO APART. REHABILITATION	COM	14B	LMH	974,354.86	100.0	974,354.86	58	55	94.8	0	58
2006 TOTALS: BUDGETED/UNDERWAY						0.00	0.0	0.00	0	0	0.0	0	0
COMPLETED						2,681,541.19	98.8	2,650,207.19	630	627	99.5	572	58
						2,681,541.19	98.8	2,650,207.19	630	627	99.5	572	58
CUMULATIVE												OCCUPIED	UNITS
PGM	PROJ	IDIS	STATUS	MTX	NTL	Total		CDBG	OCCUPIED	UNITS	% L/M	OCCUPIED	UNITS
YEAR	ID	ACT ID ACTIVITY NAME		CD	OBJ	EST.	AMT	% CDBG	DRAWN	AMOUNT		TOTAL	L/M
2005	0130	3723 H5.0110.04X HERNANDEZ, SARAH	COM	14A	LMH	21,365.00	100.0	21,365.00	1	1	100.0	0	1
2005	0130	3726 H4.0069.05X COOPER, JOLENE	COM	14A	LMH	24,123.00	100.0	24,123.00	1	1	100.0	0	1
2005	0130	3730 H4.0125.05X ROBINS, ROSALIE B	COM	14A	LMH	23,470.00	100.0	23,470.00	1	1	100.0	1	0
2005	0130	3731 H4.0112.05X SANCHEZ, ADELA	COM	14A	LMH	31,298.60	100.0	31,298.60	1	1	100.0	1	0
2005	0130	3735 H1.0094.05X TABARES, ALFREDO	COM	14A	LMH	22,249.00	100.0	22,249.00	1	1	100.0	1	0
2005	0130	3737 H4.0091.05X RODARTE, ENRIQUE	COM	14A	LMH	39,600.00	50.0	19,800.00	1	1	100.0	1	0
2005	0130	3740 H4.0096.05X CASTILLO, EVELIA	COM	14A	LMH	19,900.00	100.0	19,900.00	1	1	100.0	1	0
2005	0130	3745 H5015305 THOMPSON, JUANITA	COM	14A	LMH	5,895.00	100.0	5,895.00	1	1	100.0	1	0
2005	0130	3749 H4.0062.05 SANCHEZ, MARGARITA	COM	14A	LMH	21,507.00	100.0	21,507.00	1	1	100.0	1	0
2005	0130	3750 H5.0083.04 PATRICK, HENRIETTA & WILLIE	COM	14A	LMH	23,118.00	100.0	23,118.00	1	1	100.0	1	0
2005	0130	3751 H5.0269.03 MCFADDEN, BOBBIE	COM	14A	LMH	26,750.00	100.0	26,750.00	1	1	100.0	1	0
2005	0130	3753 H4.0116.05 ROBERTSON, ROBERTA	COM	14A	LMH	33,295.00	100.0	33,295.00	1	1	100.0	1	0
2005	0130	3756 H4.0002.06 VALENCIA, ROGELIO	COM	14A	LMH	23,325.00	100.0	23,325.00	1	1	100.0	1	0
2005	0130	3757 H4.0115.05 BUTLER, TRAVESTINE	COM	14A	LMH	23,720.00	100.0	23,720.00	1	1	100.0	1	0
2005	0130	3762 H4.0006.06 ORIGEL, TERESA	COM	14A	LMH	23,285.00	100.0	23,285.00	1	1	100.0	1	0

2005	0130	3763	H4.0108.05 CHARRETTE, COLLEEN	COM	14A	LMH	14,575.00	100.0	14,575.00	1	1	100.0	1	0
2005	0130	3766	H3.0006.06 BELLAVANCE, NANCY	COM	14A	LMH	12,450.00	100.0	12,450.00	1	1	100.0	1	0
2005	0130	3771	H5.0015.06 WILLIAMS, JOHN	COM	14A	LMH	38,250.00	100.0	38,250.00	1	1	100.0	1	0
2005	0131	3591	0.712 SENIOR HOME REPAIR	COM	14A	LMH	100,000.00	100.0	100,000.00	13	13	100.0	13	0
2005 TOTALS: BUDGETED/UNDERWAY							0.00	0.0	0.00	0	0	0.0	0	0
COMPLETED							528,175.60	96.2	508,375.60	31	31	100.0	29	2
							528,175.60	96.2	508,375.60	31	31	100.0	29	2
CUMULATIVE														
PGM	PROJ	IDIS			MTX	NTL	Total		CDBG	OCCUPIED	UNITS		OCCUPIED	UNITS
YEAR	ID	ACT ID	ACTIVITY NAME	STATUS	CD	OBJ	EST. AMT	% CDBG	DRAWN AMOUNT	TOTAL	L/M	% L/M		
2004	0142	3210	4.420 TRIBAL HOUSING REHABILITATION PROG	COM	14A	LMH	10,000.00	100.0	10,000.00	10	10	100.0	0	10
2004	0215	3339	H4.0044.04X ZARCO, CATALINA/KARLA	COM	14A	LMH	20,428.00	100.0	20,428.00	1	1	100.0	0	1
2004	0215	3342	H5.0231.02X TOPETE, VERONICA/ARTURO	COM	14A	LMH	21,200.00	100.0	21,200.00	1	1	100.0	0	1
2004	0215	3343	LETTTS, CYNTHIA R.	COM	14A	LMH	19,750.00	100.0	19,750.00	1	1	100.0	0	1
2004	0215	3346	RESENDIZ, RAUL & MARGARITA	COM	14A	LMH	20,600.00	100.0	20,600.00	1	1	100.0	0	1
2004	0215	3347	KIKTAVI, PATRICIA	COM	14A	LMH	19,905.00	100.0	19,905.00	1	1	100.0	0	1
2004	0215	3361	HAWKINS, LIZZIE	COM	14A	LMH	20,280.00	100.0	20,280.00	1	1	100.0	0	1
2004	0215	3374	GARCIA, VICTOR & MARIA	COM	14A	LMH	20,725.00	100.0	20,725.00	1	1	100.0	0	1
2004	0215	3375	BOULANGER, MARIE	COM	14A	LMH	68,975.00	100.0	68,975.00	1	1	100.0	0	1
2004	0215	3378	H5.0286.03 DELEON, ALICE	COM	14A	LMH	20,945.00	100.0	20,945.00	1	1	100.0	0	1
2004	0215	3379	H3.0251.03 QUINN, JENNIFER	COM	14A	LMH	22,846.00	100.0	22,846.00	1	1	100.0	0	1
2004	0215	3382	HERRERA, ARLENE	COM	14A	LMH	19,985.00	100.0	19,985.00	1	1	100.0	0	1
2004	0215	3383	H5.0135.04X AVALOS, RAMONA	COM	14A	LMH	18,276.00	100.0	18,276.00	1	1	100.0	0	1
2004	0215	3384	BOWEN, BARBARA	COM	14A	LMH	22,630.00	100.0	22,630.00	1	1	100.0	0	1
2004	0215	3385	SHEPPARD, GLYNIS	COM	14A	LMH	20,996.00	100.0	20,996.00	1	1	100.0	0	1
2004	0215	3386	GRAY, CHARLES E.	COM	14A	LMH	19,895.00	100.0	19,895.00	1	1	100.0	0	1
2004	0215	3387	HOULIHAN, JOHN & VERONICA	COM	14A	LMH	19,800.00	100.0	19,800.00	1	1	100.0	0	1
2004	0215	3389	ORTEGA, MICHAEL & TERESA	COM	14A	LMH	19,225.00	100.0	19,225.00	1	1	100.0	0	1
2004	0215	3390	DUNN, THOMAS & FRANCES	COM	14A	LMH	19,583.00	100.0	19,583.00	1	1	100.0	0	1
2004	0215	3395	CISNEROS, MARIA	COM	14A	LMH	18,635.00	100.0	18,635.00	1	1	100.0	0	1
2004	0215	3400	ECTOR, MARCUS	COM	14A	LMH	20,000.00	100.0	20,000.00	1	1	100.0	0	1
2004	0215	3406	HAMMOCK, GERALD & WANDA	COM	14A	LMH	19,080.00	100.0	19,080.00	1	1	100.0	0	1
2004	0215	3407	SMITH, EDDIE D.	COM	14A	LMH	3,500.00	100.0	3,500.00	1	1	100.0	0	1
2004	0215	3412	MERCANDANTE, PETER	COM	14A	LMH	21,368.00	100.0	21,368.00	1	1	100.0	0	1
2004	0215	3413	BARRERA, MARCOS	COM	14A	LMH	19,915.00	100.0	19,915.00	1	1	100.0	0	1
2004	0215	3415	NUCCIO, DREMA J.	COM	14A	LMH	18,200.00	100.0	18,200.00	1	1	100.0	0	1
2004	0215	3416	RODRIGUEZ, MARGARITO	COM	14A	LMH	5,486.00	100.0	5,486.00	1	1	100.0	0	1
2004	0215	3425	H5.0034.04 JUAREZ, ALICIA	COM	14A	LMH	20,540.00	100.0	20,540.00	1	1	100.0	0	1
2004	0215	3426	LOPEZ, JESUS & YOLANDA	COM	14A	LMH	5,486.00	100.0	5,486.00	1	1	100.0	0	1
2004	0215	3428	H3.0183.04X HILDEBRAND, PERSIS	COM	14A	LMH	11,080.00	100.0	11,080.00	1	1	100.0	0	1

2004	0215	3432 H5.0267.03 MCGRAW, KATHY	COM	14A	LMH	21,200.00	100.0	21,200.00	1	1	100.0	0	1	
2004	0215	3445 LOZANO, MIGUEL	COM	14A	LMH	5,486.00	100.0	5,486.00	1	1	100.0	0	1	
2004	0215	3451 H5.0184.04 CHAGOLLA, RUBEN	COM	14A	LMH	22,020.00	100.0	22,020.00	1	1	100.0	0	1	
2004	0215	3452 STRICKLAND, JEFFERY	COM	14A	LMH	20,220.00	100.0	20,220.00	1	1	100.0	0	1	
2004	0215	3454 H5.0096.04X MILLER, JANET	COM	14A	LMH	20,000.00	100.0	20,000.00	1	1	100.0	0	1	
2004	0215	3456 H3.0157.04X AUSTIN, CHARLES	COM	14A	LMH	19,395.00	100.0	19,395.00	1	1	100.0	0	1	
2004	0215	3458 H1.0182.04X RUBIO, ROGELIO	COM	14A	LMH	19,740.00	100.0	19,740.00	1	1	100.0	0	1	
2004	0215	3461 H4.0027.05X SILVA, MARTIN & NORMA	COM	14A	LMH	20,000.00	100.0	20,000.00	1	1	100.0	0	1	
2004	0215	3462 H4.0046.05X TORRES, RAYMUNDO	COM	14A	LMH	5,486.00	100.0	5,486.00	1	1	100.0	1	0	
2004	0215	3463 H1.0180.04X HARVEY, BETTIE T	COM	14A	LMH	9,070.00	100.0	9,070.00	1	1	100.0	0	1	
2004	0215	3464 H4.0140.04X LOPEZ, JOHN G.	COM	14A	LMH	9,200.00	100.0	9,200.00	1	1	100.0	0	1	
2004	0215	3478 H5.0098.04X PADON, KARI-LEAH	COM	14A	LMH	20,315.00	100.0	20,315.00	1	1	100.0	0	1	
2004	0215	3479 H5.0150.04X ROBERTS, WILLIAM	COM	14A	LMH	21,190.00	100.0	21,190.00	1	1	100.0	0	1	
2004	0215	3482 H2.0127.03X FROMSON, LINDA	COM	14A	LMH	18,275.00	100.0	18,275.00	1	1	100.0	0	1	
2004	0215	3485 H3.0011.05 ENGLAND, DONYELL	COM	14A	LMH	20,313.00	100.0	20,313.00	1	1	100.0	0	1	
2004	0215	3487 H2.0003.05X BRICKEN, CHARLET	COM	14A	LMH	19,987.00	100.0	19,987.00	1	1	100.0	0	1	
2004	0215	3488 H1.0086.05X KEPLEY, NANCY	COM	14A	LMH	20,335.00	68.0	13,835.00	1	1	100.0	0	1	
2004	0215	3489 H2.0120.04X CABALLERO, YVONNE	COM	14A	LMH	21,078.00	100.0	21,078.00	1	1	100.0	0	1	
2004	0215	3491 H5.0126.04X JOHNSON, IVA	COM	14A	LMH	20,000.00	100.0	20,000.00	1	1	100.0	0	1	
2004	0215	3492 H5.0034.05X YANEZ, SHARON	COM	14A	LMH	46,925.00	100.0	46,925.00	1	1	100.0	0	1	
2004	0215	3493 H1.0047.05X HALL, LETTIE L	COM	14A	LMH	19,575.00	100.0	19,575.00	1	1	100.0	0	1	
2004	0215	3494 H4.0015.05X ESCALERA, GONZALO/GUADALUPE	COM	14A	LMH	20,000.00	100.0	20,000.00	1	1	100.0	0	1	
2004	0215	3495 H4.0058.05X WING, DARLENE	COM	14A	LMH	9,150.00	100.0	9,150.00	1	1	100.0	0	1	
2004	0215	3496 H5.0053.04X HARRIS, DIANNIA	COM	14A	LMH	19,900.00	100.0	19,900.00	1	1	100.0	0	1	
2004	0215	3497 H4.0055.05X SANCHEZ, GUADALUPE	COM	14A	LMH	21,529.00	100.0	21,529.00	1	1	100.0	0	1	
2004	0215	3573 H4.0049.05X PLUMB, CATHERINE	COM	14A	LMH	18,099.00	100.0	18,099.00	1	1	100.0	0	1	
2004	0215	3574 H4.0075.05X JONES, KATHERINE	COM	14A	LMH	22,955.00	100.0	22,955.00	1	1	100.0	0	1	
2004	0215	3575 H3.0072.05X VANG, TOMMY	COM	14A	LMH	20,000.00	100.0	20,000.00	1	1	100.0	0	1	
2004	0215	3589 H5.0064.05X ANZURES, LUCY & ERNESTO	COM	14A	LMH	31,600.00	100.0	31,600.00	1	1	100.0	0	1	
2004	0216	3285 0.672 SENIOR HOME REPAIR	COM	14A	LMH	221,211.67	100.0	221,211.67	64	64	100.0	64	0	
2004	0216	3337 0.673 OOA-OFFICE ON AGING 2004-05	COM	14A	LMH	40,000.00	100.0	40,000.00	227	227	100.0	227	0	
2004	0247	3480 2.NR071 REBUILDING TOGETHER RIVERSIDE	COM	14A	LMH	3,208.12	100.0	3,208.12	1	1	100.0	0	1	
2004 TOTALS: BUDGETED/UNDERWAY						0.00	0.0	0.00	0	0	0.0	0	0	
COMPLETED						1,416,796.79	99.5	1,410,296.79	360	360	100.0	292	68	
						1,416,796.79	99.5	1,410,296.79	360	360	100.0	292	68	
CUMULATIVE														
PGM	PROJ	IDIS		MTX	NTL	Total		CDBG	OCCUPIED	UNITS		OCCUPIED	UNITS	
YEAR	ID	ACT ID	ACTIVITY NAME	STATUS	CD	OBJ	EST. AMT	% CDBG	DRAWN	AMOUNT	TOTAL	L/M	% L/M	
2003	0164	2772	4.IN152 EMERGENCY HOUSING ASSISTANCE PRO	COM	14A	LMH	19,222.00	0.0	19,222.00	0	0	0.0	0	0
2003	0211	2974	CASTANEDA, MARIA & ANDRES	COM	14A	LMH	17,080.00	100.0	17,080.00	1	1	100.0	0	1

2003	0211	2975 BOWEN, ROBIN M.	COM	14A	LMH	17,710.00	100.0	17,710.00	1	1	100.0	0	1
2003	0211	2976 H5.0103.02 LITTLE, FLORENCE	COM	14A	LMH	25,299.00	100.0	25,299.00	1	1	100.0	0	1
2003	0211	2977 LABEAUX, VENIA	COM	14A	LMH	19,560.00	100.0	19,560.00	1	1	100.0	0	1
2003	0211	2981 CALDERON, SANDRA	COM	14A	LMH	20,757.00	100.0	20,757.00	1	1	100.0	0	1
2003	0211	2982 SALAZAR, GLORIA	COM	14A	LMH	20,410.00	100.0	20,410.00	1	1	100.0	0	1
2003	0211	2983 SAM, EUGENE & JOANN	COM	14A	LMH	20,000.00	100.0	20,000.00	1	1	100.0	0	1
2003	0211	3000 MCFRAZIER, GUSTAVIA	COM	14A	LMH	19,985.00	100.0	19,985.00	1	1	100.0	0	1
2003	0211	3001 RAMOS, MARIA L.	COM	14A	LMH	16,981.00	100.0	16,981.00	1	1	100.0	0	1
2003	0211	3002 ELMORE, SHARON & ALBERT	COM	14A	LMH	18,387.00	100.0	18,387.00	1	1	100.0	0	1
2003	0211	3003 H5.0291.03 ABRAHAM, JOYCE	COM	14A	LMH	19,740.00	100.0	19,740.00	1	1	100.0	0	1
2003	0211	3006 MONTES, MARY LOU AND BELINDA GUILIN	COM	14A	LMH	19,900.00	100.0	19,900.00	1	1	100.0	0	1
2003	0211	3026 ARMENT, J.T. AND EFFIE CAMPBELL	COM	14A	LMH	17,750.00	100.0	17,750.00	1	1	100.0	0	1
2003	0211	3027 PRENTICE, VIVIAN C.	COM	14A	LMH	14,073.00	100.0	14,073.00	1	1	100.0	0	1
2003	0211	3028 AVINA, DANIEL & ALEJANDRA	COM	14A	LMH	19,870.00	100.0	19,870.00	1	1	100.0	0	1
2003	0211	3035 ARCARA, SOPHIA	COM	14A	LMH	19,700.00	100.0	19,700.00	1	1	100.0	0	1
2003	0211	3041 ARIAS, SYLVIA	COM	14A	LMH	16,000.00	100.0	16,000.00	1	1	100.0	0	1
2003	0211	3050 LEWIS, IVYE	COM	14A	LMH	9,850.00	100.0	9,850.00	1	1	100.0	0	1
2003	0211	3051 GOOD, MICHAEL K.	COM	14A	LMH	1,733.00	100.0	1,733.00	1	1	100.0	0	1
2003	0211	3054 STONEHAM, MARY D.	COM	14A	LMH	20,320.00	100.0	20,320.00	1	1	100.0	0	1
2003	0211	3055 MORAN, MANUEL & MARIA	COM	14A	LMH	18,351.00	100.0	18,351.00	1	1	100.0	0	1
2003	0211	3057 SAMPSON, LAVERNE	COM	14A	LMH	19,999.00	100.0	19,999.00	1	1	100.0	0	1
2003	0211	3062 GARCIA, ELVA R.	COM	14A	LMH	12,579.00	100.0	12,579.00	1	1	100.0	0	1
2003	0211	3074 NIEMI, LAURA E.	COM	14A	LMH	19,890.00	100.0	19,890.00	1	1	100.0	0	1
2003	0211	3226 H5.0024.04X JOHNSON, REGINA O.	COM	14A	LMH	28,840.00	100.0	28,840.00	1	1	100.0	0	1
2003	0211	3313 HOLTZMAN, GAIL F.	COM	14A	LMH	20,000.00	100.0	20,000.00	1	1	100.0	0	1
2003	0211	3315 PITCHFORD, CHARLES & GLORIA	COM	14A	LMH	19,185.00	100.0	19,185.00	1	1	100.0	0	1
2003	0211	3316 AVINA, PAUL R.	COM	14A	LMH	19,077.00	100.0	19,077.00	1	1	100.0	0	1
2003	0211	3317 STONE, KATHRYN	COM	14A	LMH	2,500.00	100.0	2,500.00	1	1	100.0	0	1
2003	0211	3320 H5.0133.03X TREVINO, SUSAN L.	COM	14A	LMH	20,000.00	100.0	20,000.00	1	1	100.0	0	1
2003	0211	3329 BABB, LORAINÉ	COM	14A	LMH	19,520.00	100.0	19,520.00	1	1	100.0	0	1
2003	0211	3330 KERNES, DEBBIE D.	COM	14A	LMH	9,220.00	100.0	9,220.00	1	1	100.0	0	1
2003	0211	3331 ZAKIAN, PHYLLIS	COM	14A	LMH	12,550.00	100.0	12,550.00	1	1	100.0	0	1
2003	0213	2615 0.418 ESHR CONTRACTORS 03-04	COM	14A	LMH	100,000.00	0.0	100,000.00	0	0	0.0	0	0
2003	0213	2616 0.419 OFFICE ON AGING 03-04	COM	14A	LMH	40,000.00	0.0	40,000.00	0	0	0.0	0	0
2003 TOTALS: BUDGETED/UNDERWAY						0.00	0.0	0.00	0	0	0.0	0	0
COMPLETED						736,038.00	100.0	736,038.00	33	33	100.0	0	33
						736,038.00	100.0	736,038.00	33	33	100.0	0	33
CUMULATIVE													
PGM	PROJ	IDIS		MTX	NLT	Total		CDBG	OCCUPIED	UNITS		OCCUPIED	UNITS
YEAR	ID	ACT ID	ACTIVITY NAME	STATUS	CD	OBJ	EST. AMT	% CDBG	DRAWN	TOTAL	L/M	% L/M	

2002	0129	2433 4.312 4TH DIST.MOBILE HOME PRK FIRE SAFE	COM	14A	LMH	10,000.00	100.0	10,000.00	147	147	100.0	0	147
2002	0168	2479 4.PD101 "MAKE A DIFFERENCE" HOME IMPROV.	COM	14A	LMH	63,153.80	100.0	63,153.80	106	106	100.0	0	106
2002	0186	2524 FRAZIER, MALARIA	COM	14A	LMH	26,217.00	100.0	26,217.00	1	1	100.0	0	1
2002	0186	2525 ELLISTON, HELEN J.	COM	14A	LMH	24,920.66	100.0	24,920.66	1	1	100.0	0	1
2002	0186	2526 TERRY, FRANCES L.	COM	14A	LMH	2,900.00	100.0	2,900.00	1	1	100.0	0	1
2002	0186	2527 RENFROE, CYNTHIA	COM	14A	LMH	7,270.00	100.0	7,270.00	1	1	100.0	0	1
2002	0186	2528 BELL, TRACY A.	COM	14A	LMH	15,111.92	100.0	15,111.92	1	1	100.0	0	1
2002	0186	2529 CHRIST, ABRAHAM	COM	14A	LMH	8,210.00	100.0	8,210.00	1	1	100.0	0	1
2002	0186	2530 ESTEBAN, AURELIO & ANITA	COM	14A	LMH	15,000.00	100.0	15,000.00	1	1	100.0	0	1
2002	0186	2531 PEDROZA, RODRIGO & TANYA	COM	14A	LMH	14,900.00	100.0	14,900.00	1	1	100.0	0	1
2002	0186	2532 MUESSEL, RUDY	COM	14A	LMH	9,714.00	100.0	9,714.00	1	1	100.0	0	1
2002	0186	2535 JONES, DIXIE A.	COM	14A	LMH	21,050.00	100.0	21,050.00	1	1	100.0	0	1
2002	0186	2536 WILSON, WILLIE & FLORA	COM	14A	LMH	9,600.00	100.0	9,600.00	1	1	100.0	0	1
2002	0186	2537 VOGT, MONIKA	COM	14A	LMH	15,582.00	100.0	15,582.00	1	1	100.0	0	1
2002	0186	2538 ESPERON, STEVEN	COM	14A	LMH	2,950.00	100.0	2,950.00	1	1	100.0	0	1
2002	0186	2539 STRAIN, JANET	COM	14A	LMH	4,617.00	100.0	4,617.00	1	1	100.0	0	1
2002	0186	2542 MELVIN, CYNTHIA	COM	14A	LMH	15,000.00	100.0	15,000.00	1	1	100.0	0	1
2002	0186	2546 ASHTON, STEPHEN	COM	14A	LMH	980.00	100.0	980.00	1	1	100.0	0	1
2002	0186	2548 VIZCARRA, JESUS & MARBELLA	COM	14A	LMH	14,556.00	100.0	14,556.00	1	1	100.0	0	1
2002	0186	2549 EVANS, ARRESSIE	COM	14A	LMH	12,072.00	100.0	12,072.00	1	1	100.0	0	1
2002	0186	2550 POTTER, JOAN	COM	14A	LMH	10,935.00	100.0	10,935.00	1	1	100.0	0	1
2002	0186	2551 EIFLING, RUBY	COM	14A	LMH	12,445.00	100.0	12,445.00	1	1	100.0	0	1
2002	0186	2552 BOWMAN, DARLENE A.	COM	14A	LMH	23,600.00	100.0	23,600.00	1	1	100.0	0	1
2002	0186	2553 DEROULE, YVONNE H.	COM	14A	LMH	2,649.00	100.0	2,649.00	1	1	100.0	0	1
2002	0186	2554 KAY, KATHRINE A.	COM	14A	LMH	7,575.00	100.0	7,575.00	1	1	100.0	0	1
2002	0186	2555 ALVAREZ, ANITA	COM	14A	LMH	5,000.00	100.0	5,000.00	1	1	100.0	0	1
2002	0186	2556 ATCHLEY, TINA	COM	14A	LMH	5,000.00	100.0	5,000.00	1	1	100.0	0	1
2002	0186	2557 GARCIA, JUAN & EDNA	COM	14A	LMH	5,000.00	100.0	5,000.00	1	1	100.0	0	1
2002	0186	2565 FLANAGAN, CYNTHIA	COM	14A	LMH	7,475.00	100.0	7,475.00	1	1	100.0	0	1
2002	0186	2566 RAWLINS, NANCY	COM	14A	LMH	5,000.00	100.0	5,000.00	1	1	100.0	0	1
2002	0186	2567 ROBERTS, MARY V.	COM	14A	LMH	7,550.00	100.0	7,550.00	1	1	100.0	0	1
2002	0186	2570 BARING, SEVERA	COM	14A	LMH	6,650.00	100.0	6,650.00	1	1	100.0	0	1
2002	0186	2571 MENDOZA, JUANITA	COM	14A	LMH	14,890.00	100.0	14,890.00	1	1	100.0	0	1
2002	0186	2575 SALAS, JESUS & MARTHA	COM	14A	LMH	6,169.00	100.0	6,169.00	1	1	100.0	0	1
2002	0186	2576 PHELPS, DOROTHY L.	COM	14A	LMH	7,630.00	100.0	7,630.00	1	1	100.0	0	1
2002	0186	2577 MAILES, MEUTRIL	COM	14A	LMH	2,543.00	100.0	2,543.00	1	1	100.0	0	1
2002	0186	2578 POSEY, DOROTHY	COM	14A	LMH	5,779.00	100.0	5,779.00	1	1	100.0	0	1
2002	0186	2579 SMITH, RHONDA R.	COM	14A	LMH	14,820.00	100.0	14,820.00	1	1	100.0	0	1
2002	0186	2580 SHAW, HUBERT	COM	14A	LMH	15,355.00	100.0	15,355.00	1	1	100.0	0	1
2002	0186	2582 H5.0278.02 EULETTE, DONNA & JON	COM	14A	LMH	19,565.00	100.0	19,565.00	1	1	100.0	0	1
2002	0186	2584 FRAZIER, MALARIA	COM	14A	LMH	26,000.00	100.0	26,000.00	1	1	100.0	0	1
2002	0186	2586 SCOTT, BILLY	COM	14A	LMH	5,210.00	100.0	5,210.00	1	1	100.0	0	1

2002	0186	2587 BOWEN, JOHN & EDNA	COM	14A	LMH	13,400.00	100.0	13,400.00	1	1	100.0	0	1
2002	0186	2588 NORMAN, PRESTON & DOROTHY	COM	14A	LMH	14,900.00	100.0	14,900.00	1	1	100.0	0	1
2002	0186	2590 LARA, EDWARD & JENELL	COM	14A	LMH	14,360.00	100.0	14,360.00	1	1	100.0	0	1
2002	0186	2591 ASH, DONALD	COM	14A	LMH	14,354.67	100.0	14,354.67	1	1	100.0	0	1
2002	0186	2593 CUMMIFORD, RONALD	COM	14A	LMH	9,845.00	100.0	9,845.00	1	1	100.0	0	1
2002	0186	2595 LEYVA, ADELINA	COM	14A	LMH	489.63	100.0	489.63	1	1	100.0	0	1
2002	0186	2692 ELIZALDE, PETRA	COM	14A	LMH	5,000.00	100.0	5,000.00	1	1	100.0	0	1
2002	0186	2754 TORRES, MARTHA	COM	14A	LMH	11,642.00	100.0	11,642.00	1	1	100.0	0	1
2002	0186	2755 MCCAMBRIDGE, JO & JEFFREY	COM	14A	LMH	18,754.54	100.0	18,754.54	1	1	100.0	0	1
2002	0186	2756 BROWN, MINNIE M.	COM	14A	LMH	15,000.00	100.0	15,000.00	1	1	100.0	0	1
2002	0186	2856 COUNTY OF RIVERSIDE (RAFAEL FLORES)	COM	14A	LMH	4,408.00	100.0	4,408.00	1	1	100.0	0	1
2002	0186	2858 HURD, CHESTER	COM	14A	LMH	14,991.00	100.0	14,991.00	1	1	100.0	0	1
2002	0186	2859 NEWTON, MARY	COM	14A	LMH	14,770.00	100.0	14,770.00	1	1	100.0	0	1
2002	0186	2870 GOLDENSTEIN, HOWARD & RITA	COM	14A	LMH	14,940.00	100.0	14,940.00	1	1	100.0	0	1
2002	0186	2871 RIVERA, JOHN & MARIA	COM	14A	LMH	6,155.00	100.0	6,155.00	1	1	100.0	0	1
2002	0186	2872 MYERS, SHERRI L.	COM	14A	LMH	14,991.00	100.0	14,991.00	1	1	100.0	0	1
2002	0186	2882 H3.0143.03X MCCONKEY, BETTY	COM	14A	LMH	29,637.15	100.0	29,637.15	1	1	100.0	0	1
2002	0186	2883 ADAIR, JOANNE	COM	14A	LMH	14,767.00	100.0	14,767.00	1	1	100.0	0	1
2002	0186	2884 CASTILLO, LUIS & MARIA	COM	14A	LMH	13,420.00	100.0	13,420.00	1	1	100.0	0	1
2002	0186	2885 LEVARIO, ARMANDO & CARMEN	COM	14A	LMH	10,018.00	100.0	10,018.00	1	1	100.0	0	1
2002	0186	2886 CANCIO, CONCHA	COM	14A	LMH	15,000.00	100.0	15,000.00	1	1	100.0	0	1
2002	0186	2898 BECERRIL, FRANCISCO & ADELAIDA	COM	14A	LMH	15,000.00	100.0	15,000.00	1	1	100.0	0	1
2002	0186	2903 BECERRIL, OSCAR & JACKIE	COM	14A	LMH	15,345.00	100.0	15,345.00	1	1	100.0	0	1
2002	0186	2913 BAROCIO, EVANGELINA	COM	14A	LMH	4,937.00	100.0	4,937.00	1	1	100.0	0	1
2002	0188	2516 0.413 ESHR CONTRACTORS 2002-03	COM	14A	LMH	175,000.00	0.0	175,000.00	0	0	0.0	0	0
2002	0188	2517 0.414 OOA-OFFICE ON AGING 2002-03	COM	14A	LMH	40,000.00	100.0	40,000.00	652	652	100.0	0	652
2002	0188	2520 0.415CC CITY OF CATHEDRAL CITY	COM	14A	LMH	22,800.00	100.0	22,800.00	30	27	90.0	0	30
2002	0188	2521 0.415HA HOUSING AUTHORITY	COM	14A	LMH	6,200.00	100.0	6,200.00	5	5	100.0	0	5
2002	0188	2522 0.415PRS CITY OF PERRIS	COM	14A	LMH	12,700.00	100.0	12,700.00	39	37	94.9	0	39
2002	0188	2562 0.415CAB CSA CABAZON	COM	14A	LMH	20,000.00	100.0	20,000.00	15	15	100.0	0	15
2002 TOTALS: BUDGETED/UNDERWAY						0.00	0.0	0.00	0	0	0.0	0	0
COMPLETED						1,093,469.37	100.0	1,093,469.37	1,058	1,053	99.5	0	1,058
						1,093,469.37	100.0	1,093,469.37	1,058	1,053	99.5	0	1,058

PGM YEAR	PROJ ID	IDIS ACT ID	ACTIVITY NAME	STATUS	MTX CD	NTL OBJ	Total EST. AMT	% CDBG	CDBG DRAWN AMOUNT	OCCUPIED TOTAL	UNITS L/M	% L/M	CUMULATIVE	
													OCCUPIED	UNITS
2001	0062	2163	4.PD091 "MAKE A DIFFERENCE" HOME IMPROVE	COM	14A	LMH	131,979.00	100.0	131,979.00	55	55	100.0	0	0
2001	0086	2017	0.507 RECOVERY HOUSING REHABILITATION	COM	14B	LMH	20,000.00	100.0	20,000.00	8	8	100.0	0	8
2001	0141	2143	4.287 QUINTO SOL VILLAGE SEWER CONNECTIO	COM	14B	LMH	53,102.00	100.0	53,102.00	32	32	100.0	0	32
2001	0172	2177	0.409 ESHR CONTRACTORS	COM	14A	LMH	520,497.15	100.0	520,497.15	56	56	100.0	0	56

2001	0172	2178 0.411	00A-OFFICE ON AGING	COM	14A	LMH	20,000.00	100.0	20,000.00	1,209	1,209	100.0	0	1,209
2001	0172	2196 0.410	CC CITY OF CATHEDRAL CITY	COM	14A	LMH	2,600.00	0.0	2,600.00	0	0	0.0	0	0
2001	0172	2199 0.410	UW CENTRAL COUNTY UNITED WAY	COM	14A	LMH	1,600.00	0.0	1,600.00	0	0	0.0	0	0
2001 TOTALS: BUDGETED/UNDERWAY							0.00	0.0	0.00	0	0	0.0	0	0
COMPLETED							749,778.15	100.0	749,778.15	1,360	1,360	100.0	0	1,305
							749,778.15	100.0	749,778.15	1,360	1,360	100.0	0	1,305
CUMULATIVE														
PGM	PROJ	IDIS	ACTIVITY NAME	STATUS	MTX	NLT	Total	% CDBG	DRAWN AMOUNT	OCCUPIED	UNITS	% L/M	OCCUPIED	UNITS
YEAR	ID	ACT ID			CD	OBJ	EST. AMT			TOTAL	L/M			
2000	0171	1888 4.PD082	"MAKE A DIFFERENCE" HOME IMP.PRO	COM	14A	LMH	90,880.00	100.0	90,880.00	107	107	100.0	0	107
2000	0190	1780	BAIN, WARREN & DOROTHY	COM	14A	LMH	33,999.00	100.0	33,999.00	1	1	100.0	0	1
2000	0190	1813	LONG, MAYNARD L.	COM	14H	LMH	611.00	100.0	611.00	1	1	100.0	0	1
2000	0190	1905 0.404	ESHR CONTRACTORS	COM	14A	LMH	560,861.84	100.0	560,861.84	232	232	100.0	0	232
2000	0190	1906 0.405	CAL CITY OF CALIMESA	COM	14A	LMH	9,700.00	100.0	9,700.00	78	74	94.9	0	78
2000	0190	1907 0.405	CC CITY OF CATHEDRAL CITY	COM	14A	LMH	40,000.00	100.0	40,000.00	299	299	100.0	0	299
2000	0190	1908 0.405	HA HOUSING AUTHORITY	COM	14A	LMH	11,800.00	100.0	11,800.00	77	74	96.1	0	77
2000	0190	1909 0.405	PRS CITY OF PERRIS	COM	14A	LMH	27,600.00	100.0	27,600.00	257	255	99.2	0	257
2000	0190	1910 0.405	UW CENTRAL COUNTY UNITED WAY	COM	14A	LMH	20,000.00	100.0	20,000.00	132	121	91.7	0	132
2000	0190	1911 0.406	OOA-OFFICE ON AGING	COM	14A	LMH	29,537.42	100.0	29,537.42	1,397	1,397	100.0	0	1,397
2000	0190	1912	BENCH, GARY AND DIANNE	COM	14A	LMH	20,807.00	100.0	20,807.00	1	1	100.0	0	1
2000	0190	1913	MARTINEZ, FRANK AND HELEN	COM	14A	LMH	13,549.00	100.0	13,549.00	1	1	100.0	0	1
2000	0190	1914	ACOSTA, GLORIA	COM	14A	LMH	17,000.00	100.0	17,000.00	1	1	100.0	0	1
2000	0190	1915	KINNICK, KATHY J.	COM	14A	LMH	14,000.00	100.0	14,000.00	1	1	100.0	0	1
2000	0190	1916	HERNANDEZ, JOSE & MEDINA, ADRIANA	COM	14A	LMH	34,301.00	100.0	34,301.00	1	1	100.0	0	1
2000	0190	1919	COX, MARY M.	COM	14A	LMH	33,876.78	100.0	33,876.78	1	1	100.0	0	1
2000	0190	1920	SCOTT, PAMELA	COM	14A	LMH	10,881.00	100.0	10,881.00	1	1	100.0	0	1
2000	0190	1922	FELIX, FERMINA	COM	14H	LMH	611.00	100.0	611.00	1	1	100.0	0	1
2000	0190	1923	MARTINEZ, MARGARITO & VERONICA	COM	14H	LMH	617.00	100.0	617.00	1	1	100.0	0	1
2000	0190	1926	YOUNG, MELLIE F.	COM	14H	LMH	199.50	100.0	199.50	1	1	100.0	0	1
2000	0190	1927	LUTE, MARY L.	COM	14H	LMH	193.50	100.0	193.50	1	1	100.0	0	1
2000	0190	1928	GARCIA, RAMONA L.	COM	14H	LMH	611.00	100.0	611.00	1	1	100.0	0	1
2000	0190	1929	STEPHENSON, ARTHUR & DELORES	COM	14H	LMH	199.50	100.0	199.50	1	0	0.0	0	1
2000	0190	1947	TIPTON, BARBARA	COM	14A	LMH	14,980.00	100.0	14,980.00	1	1	100.0	0	1
2000	0190	1949	BARNETT, MADELAINE W.	COM	14A	LMH	12,788.80	100.0	12,788.80	1	1	100.0	0	1
2000	0190	1950	BAKER, PEGGY & DANIEL	COM	14A	LMH	11,174.00	100.0	11,174.00	1	1	100.0	0	1
2000	0190	1952	FIELDS, ANNIE	COM	14A	LMH	11,580.00	100.0	11,580.00	1	1	100.0	0	1
2000	0190	1961	SANCHEZ, GABRIEL AND NELIDA	COM	14A	LMH	15,000.00	100.0	15,000.00	1	1	100.0	0	1
2000	0190	1962	O'CROTTY, REESE	COM	14A	LMH	14,770.00	100.0	14,770.00	1	1	100.0	0	1
2000	0190	1963	SCHWARTZ, MONETT	COM	14A	LMH	3,249.62	100.0	3,249.62	1	1	100.0	0	1
2000	0190	1964	MCCOY, GLYNISHA	COM	14A	LMH	20,000.00	100.0	20,000.00	1	1	100.0	0	1

2000	0190	1967 HOZMAN, DIANE R.	COM	14A	LMH	7,930.00	100.0	7,930.00	1	1	100.0	0	1
2000	0190	1968 MATHISEN, MARSHALL	COM	14A	LMH	10,363.00	100.0	10,363.00	1	1	100.0	0	1
2000	0190	1969 HARRIS, SHIRLEY J.	COM	14A	LMH	8,021.00	100.0	8,021.00	1	1	100.0	0	1
2000	0190	1970 RAMOS, CELIA	COM	14A	LMH	14,982.80	100.0	14,982.80	1	1	100.0	0	1
2000	0190	1979 WALLS, BESSIE J.	COM	14A	LMH	14,425.00	100.0	14,425.00	1	1	100.0	0	1
2000	0190	1980 BARBER, IMOGENE	COM	14A	LMH	15,000.00	100.0	15,000.00	1	1	100.0	0	1
2000	0190	1981 LUDDINE, RAYMOND & MICHELLE	COM	14A	LMH	14,980.00	100.0	14,980.00	1	1	100.0	0	1
2000	0190	1984 LOPEZ, ANGELITA	COM	14A	LMH	15,405.00	100.0	15,405.00	1	1	100.0	0	1
2000	0190	1985 TONCHE-MARTINEZ, REYNALDO T.	COM	14A	LMH	15,000.00	100.0	15,000.00	1	1	100.0	0	1
2000	0190	1986 WHYTE, RONALD A.	COM	14A	LMH	13,375.00	100.0	13,375.00	1	1	100.0	0	1
2000	0190	1998 CYSEWSKI, CHARLES & JEANETTE	COM	14A	LMH	7,500.00	100.0	7,500.00	1	1	100.0	0	1
2000	0190	1999 GONZALEZ, RICARDO AND ROSA	COM	14A	LMH	33,759.00	100.0	33,759.00	1	1	100.0	0	1
2000	0190	2009 RIVAS, JORGE & DOLORES	COM	14H	LMH	199.50	100.0	199.50	1	1	100.0	0	1
2000	0190	2010 PINUELAS, GONZALO & JUANITA	COM	14H	LMH	354.50	100.0	354.50	1	1	100.0	0	1
2000	0190	2011 CAMPOS, HECTOR	COM	14H	LMH	348.50	100.0	348.50	1	1	100.0	0	1
2000	0190	2012 RUVALCABA, RUBEN & MARINA	COM	14H	LMH	429.50	100.0	429.50	1	1	100.0	0	1
2000	0190	2172 GONZALEZ, SOPHIE	COM	14A	LMH	28,765.00	100.0	28,765.00	1	1	100.0	0	1
2000	0190	2174 KENDELL, LESLIE	COM	14A	LMH	15,500.00	100.0	15,500.00	1	1	100.0	0	1
2000	0190	2193 STAPLES, RODNEY & CHERRIE	COM	14H	LMH	199.50	100.0	199.50	1	1	100.0	0	1
2000	0190	2210 VALVERDE, DAVID & MARIA	COM	14H	LMH	423.50	100.0	423.50	1	1	100.0	0	1
2000	0190	2211 DE LAO, ALFREDO & MARCELLE	COM	14A	LMH	39,612.00	100.0	39,612.00	1	1	100.0	0	1
2000	0190	2219 WALLS, BESSIE J.	COM	14A	LMH	5,400.00	0.0	5,400.00	0	0	0.0	0	0
2000	0190	2221 MACK, ERNESTINE	COM	14A	LMH	7,040.00	100.0	7,040.00	1	1	100.0	0	1
2000	0190	2222 BOWEN, ETTA	COM	14A	LMH	14,865.00	100.0	14,865.00	1	1	100.0	0	1
2000	0190	2224 HERNANDEZ, LUPE	COM	14A	LMH	13,637.00	100.0	13,637.00	1	1	100.0	0	1
2000	0190	2226 RELERFORD, TONI J.	COM	14A	LMH	16,196.00	100.0	16,196.00	1	1	100.0	0	1
2000	0190	2231 MASON, MINNIE	COM	14A	LMH	16,900.00	100.0	16,900.00	1	1	100.0	0	1
2000	0190	2232 MUSGROVE, WILLIE B	COM	14A	LMH	16,260.00	100.0	16,260.00	1	1	100.0	0	1
2000	0190	2233 NUNEZ, MARIANA	COM	14A	LMH	30,058.00	100.0	30,058.00	1	1	100.0	0	1
2000	0190	2236 LOVE, KATHRYN L.	COM	14A	LMH	14,355.00	100.0	14,355.00	1	1	100.0	0	1
2000	0190	2237 MACK, BERNICE	COM	14A	LMH	14,640.00	100.0	14,640.00	1	1	100.0	0	1
2000	0190	2239 OLVERA, JORGE AND SANDRA	COM	14A	LMH	33,517.00	100.0	33,517.00	1	1	100.0	0	1
2000	0190	2243 HUGHES, NEIL & WILLOW	COM	14A	LMH	13,261.00	100.0	13,261.00	1	1	100.0	0	1
2000	0190	2244 CAUDLE, STEPHEN W.	COM	14A	LMH	11,484.75	100.0	11,484.75	1	1	100.0	0	1
2000	0190	2248 SHAW, JOY A.	COM	14A	LMH	14,812.80	100.0	14,812.80	1	1	100.0	0	1
2000	0190	2249 TORRES, ERICA E.	COM	14A	LMH	16,215.17	100.0	16,215.17	1	1	100.0	0	1
2000	0190	2250 TERAN, IGNACIO	COM	14A	LMH	15,000.00	100.0	15,000.00	1	1	100.0	0	1
2000	0190	2251 TABOADA, ALFONSO O.	COM	14A	LMH	15,900.00	100.0	15,900.00	1	1	100.0	0	1
2000	0190	2253 TEDDER, TRUDY M.	COM	14A	LMH	15,000.00	100.0	15,000.00	1	1	100.0	0	1
2000	0190	2255 CRANE, PEARL	COM	14A	LMH	6,220.00	100.0	6,220.00	1	1	100.0	0	1
2000	0190	2257 MARTINEZ, OBDULIO	COM	14A	LMH	15,000.00	100.0	15,000.00	1	1	100.0	0	1
2000	0190	2258 REED, DONALD R.	COM	14A	LMH	13,550.00	100.0	13,550.00	1	1	100.0	0	1

2000	0190	2259 MCCULLOCH, JUDY	COM	14A	LMH	5,800.00	100.0	5,800.00	1	1	100.0	0	1
2000	0190	2260 HARO, CRUZ AND ANTONIA	COM	14A	LMH	7,620.00	100.0	7,620.00	1	1	100.0	0	1
2000	0190	2261 DEROCHE, TRACY	COM	14A	LMH	15,000.00	100.0	15,000.00	1	1	100.0	0	1
2000	0190	2262 SMITH, RUBY	COM	14A	LMH	18,450.00	100.0	18,450.00	1	1	100.0	0	1
2000	0190	2263 THAXTER, JANICE	COM	14A	LMH	7,666.00	100.0	7,666.00	1	1	100.0	0	1
2000	0190	2264 WYSOCKI, LOUISE M.	COM	14A	LMH	15,000.00	100.0	15,000.00	1	1	100.0	0	1
2000	0190	2265 ZAVALA, JULIO	COM	14A	LMH	15,000.00	100.0	15,000.00	1	1	100.0	0	1
2000	0190	2266 FREEMAN, CLAUDIA J.	COM	14A	LMH	15,000.00	100.0	15,000.00	1	1	100.0	0	1
2000	0190	2267 DIAZ, JAVIER & VIRGINIA	COM	14A	LMH	6,965.00	100.0	6,965.00	1	1	100.0	0	1
2000	0190	2268 CARINGELLA, KATHERINE A.	COM	14A	LMH	15,000.00	100.0	15,000.00	1	1	100.0	0	1
2000	0190	2269 ROWE, KATHY	COM	14A	LMH	14,930.00	100.0	14,930.00	1	1	100.0	0	1
2000	0190	2270 GRASL, HEIDI A.	COM	14A	LMH	7,648.00	100.0	7,648.00	1	1	100.0	0	1
2000	0190	2271 BRAY, CYNTHIA M.	COM	14A	LMH	14,903.00	100.0	14,903.00	1	1	100.0	0	1
2000	0190	2272 HARRIS, ROME	COM	14A	LMH	13,410.00	100.0	13,410.00	1	1	100.0	0	1
2000	0190	2273 LOVER, SANDRA D.	COM	14A	LMH	15,000.00	100.0	15,000.00	1	1	100.0	0	1
2000	0190	2274 BLACKMUN, KRYSTENE K.	COM	14A	LMH	9,050.00	100.0	9,050.00	1	1	100.0	0	1
2000	0190	2275 GLEESON, HANNA	COM	14A	LMH	14,625.00	100.0	14,625.00	1	1	100.0	0	1
2000	0190	2276 DIAZ, JUANITA & GILBERT	COM	14A	LMH	15,000.00	100.0	15,000.00	1	1	100.0	0	1
2000	0190	2277 MCCOMISKY, CONNIE V.	COM	14A	LMH	15,000.00	100.0	15,000.00	1	1	100.0	0	1
2000	0190	2278 LUKE, ALREECE	COM	14A	LMH	14,890.00	100.0	14,890.00	1	1	100.0	0	1
2000	0190	2279 OCHOA, LUCIA	COM	14A	LMH	15,000.00	100.0	15,000.00	1	1	100.0	0	1
2000	0190	2286 REED, BRENDA	COM	14A	LMH	24,770.00	100.0	24,770.00	1	1	100.0	0	1
2000	0190	2287 SCHICKE, CHRISTINE A.	COM	14A	LMH	14,600.00	100.0	14,600.00	1	1	100.0	0	1
2000	0190	2292 CONGDON, THERESA A.	COM	14A	LMH	16,020.00	100.0	16,020.00	1	1	100.0	0	1
2000	0190	2455 WHITE, RATHER R.	COM	14A	LMH	12,000.00	100.0	12,000.00	1	1	100.0	0	1
2000	0190	2456 PRICE, JESSICA M.	COM	14A	LMH	13,613.29	100.0	13,613.29	1	1	100.0	0	1
2000	0190	2457 MACK, CHRISTINE & EDDIE	COM	14A	LMH	15,000.00	100.0	15,000.00	1	1	100.0	0	1
2000	0190	2458 MILLER, RUTHA L.	COM	14A	LMH	15,000.00	100.0	15,000.00	1	1	100.0	0	1
2000	0190	2459 GONZALEZ, MANUEL & ANTONIA	COM	14A	LMH	15,000.00	100.0	15,000.00	1	1	100.0	0	1
2000	0190	2461 LAURN, WILLIAM F.	COM	14A	LMH	5,430.00	100.0	5,430.00	1	1	100.0	0	1
2000	0190	2462 ENOS, DONN & STELLA	COM	14A	LMH	3,000.00	100.0	3,000.00	1	1	100.0	0	1
2000	0190	2504 SALVATIERRA, DENISE	COM	14A	LMH	15,000.00	100.0	15,000.00	1	1	100.0	0	1
2000	0190	2505 COLEMAN, VIOLA	COM	14A	LMH	15,800.00	100.0	15,800.00	1	1	100.0	0	1
2000	0190	2506 STOUT, ETHAN & MICHAELE	COM	14A	LMH	10,903.00	100.0	10,903.00	1	1	100.0	0	1
2000	0190	2507 HERNANDEZ, DOMINGO & MARTHA	COM	14A	LMH	15,000.00	100.0	15,000.00	1	1	100.0	0	1
2000	0190	2508 COLEMAN, JOY	COM	14A	LMH	14,850.00	100.0	14,850.00	1	1	100.0	0	1
2000	0190	2509 BAQUET, HELEN	COM	14A	LMH	16,600.00	100.0	16,600.00	1	1	100.0	0	1
2000	0190	2512 BEECHAM, DENNIS & KATHY	COM	14A	LMH	19,332.00	100.0	19,332.00	1	1	100.0	0	1
2000	0190	2513 RAZO, ALFREDO & ANA	COM	14A	LMH	15,674.00	100.0	15,674.00	1	1	100.0	0	1
2000	0190	2515 DAILEY, THOMAS & KELLEY	COM	14A	LMH	15,000.00	100.0	15,000.00	1	1	100.0	0	1
2000	0192	1925 4.261 EL SOLANO APARTMENTS REHABILITATIO	COM	14B	LMH	37,000.00	100.0	37,000.00	30	30	100.0	0	30

						2000	TOTALS: BUDGETED/UNDERWAY		0.00	0.0	0.00	0	0	0.0	0	0
							COMPLETED		2,231,811.77	100.0	2,231,811.77	2,713	2,692	99.2	0	2,713
									2,231,811.77	100.0	2,231,811.77	2,713	2,692	99.2	0	2,713
														CUMULATIVE		
PGM	PROJ	IDIS				MTX	NTL	Total		CDBG		OCCUPIED	UNITS			
YEAR	ID	ACT ID	ACTIVITY NAME	STATUS	CD	OBJ	EST. AMT	% CDBG	DRAWN	AMOUNT	TOTAL	L/M	% L/M	OCCUPIED	UNITS	
1999	0166	1601	4.PD068 "MAKE A DIFFERENCE" HOME IMPROVM	COM	14A	LMH	40,383.00	100.0	40,383.00		65	65	100.0	0	65	
1999	0193	1568	0.401B ESHR CONTRACTORS	COM	14A	LMH	475,000.00	100.0	475,000.00		229	229	100.0	0	229	
1999	0193	1569	0.402A OOA	COM	14A	LMH	39,994.86	100.0	39,994.86		999	589	59.0	0	999	
1999	0193	1570	0.402C SR.CTRS/NON-PROFITS ESHR	COM	14A	LMH	117,498.44	100.0	117,498.44		666	666	100.0	0	666	
						1999	TOTALS: BUDGETED/UNDERWAY		0.00	0.0	0.00	0	0	0.0	0	0
							COMPLETED		672,876.30	100.0	672,876.30	1,959	1,549	79.0	0	1,959
									672,876.30	100.0	672,876.30	1,959	1,549	79.0	0	1,959
														CUMULATIVE		
PGM	PROJ	IDIS				MTX	NTL	Total		CDBG		OCCUPIED	UNITS			
YEAR	ID	ACT ID	ACTIVITY NAME	STATUS	CD	OBJ	EST. AMT	% CDBG	DRAWN	AMOUNT	TOTAL	L/M	% L/M	OCCUPIED	UNITS	
1998	0025	1333	0.401 ESH REPAIRS	COM	14A	LMH	150,000.00	100.0	150,000.00		161	161	100.0	0	161	
1998	0025	1334	0.402 ESHR SERVICE CENTERS	COM	14A	LMH	180,000.00	100.0	180,000.00		480	480	100.0	0	480	
1998	0025	1337	VILLARREAL, EVELYN	COM	14A	LMH	23,526.00	100.0	23,526.00		1	1	100.0	0	1	
1998	0025	1340	CALLAHAN, MELVIN	COM	14H	LMH	193.50	100.0	193.50		1	1	100.0	0	1	
1998	0025	1341	EARLEYWINE, LLOYD & NADA	COM	14H	LMH	199.50	100.0	199.50		1	1	100.0	0	1	
1998	0025	1342	RIBARICH, MATTHEW & CAROL	COM	14H	LMH	199.50	100.0	199.50		1	1	100.0	0	1	
1998	0025	1365	LOPEZ, CAMELIA	COM	14A	LMH	25,103.00	100.0	25,103.00		1	1	100.0	0	1	
1998	0025	1366	CLIPPER, CHRISTINE	COM	14H	LMH	611.00	100.0	611.00		1	1	100.0	0	1	
1998	0025	1368	BERWALD, LINDA L.	COM	14A	LMH	21,139.00	100.0	21,139.00		1	1	100.0	0	1	
1998	0025	1371	SWANN, RUTH	COM	14A	LMH	10,112.62	100.0	10,112.62		1	1	100.0	0	1	
1998	0025	1372	PEREZ, ALFONSO & SALLY	COM	14A	LMH	33,993.00	100.0	33,993.00		1	1	100.0	0	1	
1998	0025	1373	BROWN, JACK & GERALDINE	COM	14A	LMH	13,232.00	100.0	13,232.00		1	1	100.0	0	1	
1998	0025	1376	GIBSON, PAULINE	COM	14H	LMH	70.00	100.0	70.00		1	1	100.0	0	1	
1998	0025	1382	GIBBONS, JOANN F.	COM	14H	LMH	6.00	100.0	6.00		1	1	100.0	0	1	
1998	0025	1385	BASTIAS, JUAN	COM	14H	LMH	611.00	100.0	611.00		1	1	100.0	0	1	
1998	0025	1388	SPRAGUE, JAMES & SANDRA	COM	14H	LMH	387.00	100.0	387.00		1	1	100.0	0	1	
1998	0025	1389	AMATO, EVELYN E.	COM	14A	LMH	8,761.00	100.0	8,761.00		1	1	100.0	0	1	
1998	0025	1390	VON MOHR, PATRICIA	COM	14A	LMH	21,801.00	100.0	21,801.00		1	1	100.0	0	1	
1998	0025	1391	RONAN, DANIEL AND MARILYNNE	COM	14A	LMH	28,384.87	100.0	28,384.87		1	1	100.0	0	1	
1998	0025	1409	FRANKS, MARY BETH	COM	14A	LMH	11,060.50	100.0	11,060.50		1	1	100.0	0	1	
1998	0025	1411	HARRIS, BOBBY & OLIVIA	COM	14A	LMH	10,207.00	100.0	10,207.00		1	1	100.0	0	1	
1998	0025	1412	BRAGG, VIRGINIA M.	COM	14A	LMH	8,236.00	100.0	8,236.00		1	1	100.0	0	1	

1998	0025	1442 CURTIS, VIRGINIA	COM	14A	LMH	9,911.00	100.0	9,911.00	1	1	100.0	0	1
1998	0025	1625 PETERS, STEVEN AND RITA	COM	14H	LMH	177.00	100.0	177.00	1	1	100.0	0	1
1998	0025	1626 WALLS, BESSIE J.	COM	14H	LMH	171.00	100.0	171.00	1	1	100.0	0	1
1998	0025	1629 BATTRELL, MERRILL	COM	14A	LMH	32,000.00	100.0	32,000.00	1	1	100.0	0	1
1998	0025	1634 SIERRA, MARION	COM	14H	LMH	381.00	100.0	381.00	1	1	100.0	0	1
1998	0025	1639 CARO, VICTOR & EMMA	COM	14A	LMH	28,900.00	100.0	28,900.00	1	1	100.0	0	1
1998	0025	1647 DE LA PENA, JOSE AND JOSEFINA	COM	14A	LMH	19,083.00	100.0	19,083.00	1	1	100.0	0	1
1998	0025	1661 BRYANT, NORMA A.	COM	14A	LMH	25,541.00	100.0	25,541.00	1	1	100.0	0	1
1998	0025	1662 MARTINEZ, RAMIRO AND LUPE MERCADO	COM	14H	LMH	199.50	100.0	199.50	1	1	100.0	0	1
1998	0025	1665 RAVERT, JUDITH A.	COM	14A	LMH	24,232.00	100.0	24,232.00	1	1	100.0	0	1
1998	0025	1671 LASTER, JOHN	COM	14A	LMH	14,786.00	100.0	14,786.00	1	1	100.0	0	1
1998	0025	1672 STILL, CYNTHIA K.	COM	14A	LMH	14,201.00	100.0	14,201.00	1	1	100.0	0	1
1998	0025	1679 GRUBB, WAYNE & PAMELA	COM	14H	LMH	617.00	100.0	617.00	1	1	100.0	0	1
1998	0025	1681 HERNANDEZ, ADAN & FIERROS, BLANCA	COM	14H	LMH	611.00	100.0	611.00	1	1	100.0	0	1
1998	0025	1682 COCKRELL, ELIZABETH J.	COM	14H	LMH	323.50	100.0	323.50	1	1	100.0	0	1
1998	0025	1687 HUSON, TIMOTHY AND ROBYN	COM	14A	LMH	18,557.00	100.0	18,557.00	1	1	100.0	0	1
1998	0025	1692 LANHAM, DONALD & BARBARA	COM	14H	LMH	187.50	100.0	187.50	1	1	100.0	0	1
1998	0025	1694 FORD, MARY D.	COM	14H	LMH	298.50	100.0	298.50	1	1	100.0	0	1
1998	0025	1698 RAZON, JUAN & MARLENE	COM	14H	LMH	429.50	100.0	429.50	1	1	100.0	0	1
1998	0025	1704 FLORES/BARAJAS, GLADYS/NICOLAS	COM	14H	LMH	20,792.30	100.0	20,792.30	1	1	100.0	0	1
1998	0025	1730 GREEN, THELMA E.	COM	14A	LMH	32,231.00	100.0	32,231.00	1	1	100.0	0	1
1998	0184	1287 4.PD055 HOME IMPROVEMENT PROGRAM	COM	14A	LMH	79,025.00	100.0	79,025.00	65	65	100.0	0	65
1998 TOTALS: BUDGETED/UNDERWAY						0.00	0.0	0.00	0	0	0.0	0	0
COMPLETED						870,488.29	100.0	870,488.29	747	747	100.0	0	747
						870,488.29	100.0	870,488.29	747	747	100.0	0	747
												CUMULATIVE	
PGM	PROJ	IDIS	STATUS	MTX	NTL	Total	% CDBG	CDBG	OCCUPIED	UNITS	% L/M	OCCUPIED	UNITS
YEAR	ID	ACT ID ACTIVITY NAME		CD	OBJ	EST. AMT		DRAWN AMOUNT	TOTAL	L/M			
1997	0097	812 4.173 MIGRANT LABOR HOUSING PROJECT	COM	14B	LMH	0.00	0.0	0.00	0	0	0.0	0	0
1997	0169	849 4.PD048 PALM DESERT HOME IMPROVEMNT PROG	COM	14A	LMH	49,019.00	100.0	49,019.00	51	51	100.0	0	51
1997	0203	657 GRAZIADEI, GRACE D.	COM	14A	LMH	27,425.00	100.0	27,425.00	1	1	100.0	0	1
1997	0203	658 CORDOVA, LAURA	COM	14A	LMH	9,960.00	100.0	9,960.00	1	1	100.0	0	1
1997	0203	659 ADAMS, JAMES & JO ANNE	COM	14A	LMH	4,665.25	100.0	4,665.25	1	1	100.0	0	1
1997	0203	698 H-024 ENHANCED SENIOR HOME REPAIR	COM	14A	LMH	532,738.57	100.0	532,738.57	118	118	100.0	0	118
1997	0203	879 SIORDIA, EDIFONSO & SARA	COM	14A	LMH	34,004.00	100.0	34,004.00	1	1	100.0	0	1
1997	0203	880 FURMAN, BARBARA	COM	14A	LMH	643.50	100.0	643.50	1	1	100.0	0	1
1997	0203	881 ADAIR, LOUISE	COM	14A	LMH	37,711.38	100.0	37,711.38	1	1	100.0	0	1
1997	0203	882 FULLER, JAMES	COM	14A	LMH	14,932.10	100.0	14,932.10	1	1	100.0	0	1
1997	0203	883 GIBSON, PAULINE	COM	14A	LMH	7,375.00	100.0	7,375.00	1	1	100.0	0	1
1997	0203	886 STONE, MICHELE	COM	14A	LMH	11,373.00	100.0	11,373.00	1	1	100.0	0	1

1997	0203	928 CASTILLO, JOSE AND MARIA	COM	14A	LMH	199.50	100.0	199.50	1	1	100.0	0	1
1997	0203	933 LAUNDER, WILLIS & DOROTHY	COM	14A	LMH	2,220.00	100.0	2,220.00	1	1	100.0	0	1
1997	0203	934 BROWER, BETTY	COM	14A	LMH	4,029.00	100.0	4,029.00	1	1	100.0	0	1
1997	0203	936 H-024 OOA ESHR	COM	14A	LMH	39,994.15	100.0	39,994.15	435	435	100.0	0	435
1997	0203	954 COLE, DARLENE	COM	14A	LMH	16,034.00	100.0	16,034.00	1	1	100.0	0	1
1997	0203	955 CALVILLO, MANUEL & FLOR	COM	14A	LMH	617.00	100.0	617.00	1	1	100.0	0	1
1997	0203	961 VILLA, MANUEL & DOLORES	COM	14A	LMH	429.50	100.0	429.50	1	1	100.0	0	1
1997	0203	973 RAMIREZ, JOSE & AMELIA	COM	14A	LMH	18,652.00	100.0	18,652.00	1	1	100.0	0	1
1997	0203	974 BARTHA-ORIQUE, LOUIE & VELDA	COM	14A	LMH	617.00	0.0	617.00	0	0	0.0	0	0
1997	0203	983 ASIA/HAQUE, SHAHIDA/MAZHAR	COM	14A	LMH	32,682.00	100.0	32,682.00	1	1	100.0	0	1
1997	0203	1025 MILANEZ, MERCIER J.	COM	14A	LMH	611.00	100.0	611.00	1	1	100.0	0	1
1997	0203	1070 INCLAN, ALFREDO	COM	14A	LMH	2,418.50	100.0	2,418.50	1	1	100.0	0	1
1997	0203	1080 PONGO, ELIZABETH	COM	14A	LMH	3,932.50	100.0	3,932.50	1	1	100.0	0	1
1997	0203	1081 KAY, BELVA A.	COM	14A	LMH	193.50	100.0	193.50	1	1	100.0	0	1
1997	0203	1090 CORRIGAN, JACQUELINE S.	COM	14A	LMH	193.50	100.0	193.50	1	0	0.0	0	1
1997	0203	1096 PURVIS, LYNN	COM	14A	LMH	8,014.00	100.0	8,014.00	1	1	100.0	0	1
1997	0203	1099 HOLLAND, SUSAN G.	COM	14A	LMH	9,468.00	100.0	9,468.00	1	1	100.0	0	1
1997	0203	1100 HOLLINGER, SANDRA L.	COM	14A	LMH	36,522.00	100.0	36,522.00	1	1	100.0	0	1
1997	0203	1101 CLARK, YVONNE D.	COM	14A	LMH	17,862.00	100.0	17,862.00	1	1	100.0	0	1
1997	0203	1102 SANDOVAL, STANLEY	COM	14H	LMH	617.00	0.0	617.00	0	0	0.0	0	0
1997	0203	1103 BRACK, LESTER & LORRAINE	COM	14A	LMH	10,126.39	100.0	10,126.39	1	1	100.0	0	1
1997	0203	1311 BETANCOURT, ALFRED & MARIA	COM	14A	LMH	0.00		0.00	1	1	100.0	0	1
1997	0203	1312 MEDINA, JORGE & VERONICA	COM	14A	LMH	0.00		0.00	1	1	100.0	0	1
1997	0203	1313 MURO, DEBORAH	COM	14A	LMH	0.00		0.00	1	1	100.0	0	1
1997	0203	1314 MUNOZ, MARGARITA C.	COM	14A	LMH	0.00		0.00	1	1	100.0	0	1
1997	0203	1315 SHANKS, ROBERT	COM	14A	LMH	0.00		0.00	1	1	100.0	0	1
1997	0203	1329 ORTEGA, MARIA VERA	COM	14A	LMH	14,422.00	100.0	14,422.00	1	1	100.0	0	1
1997	0204	871 HLF95002 LAS MANANITAS MECCA MIGRANT HOU	COM	14B	LMH	451,111.05	100.0	451,111.05	11	11	100.0	0	11
1997	0204	1091 HLF97001 CIRCLE OF LIFE	COM	14A	LMH	70,000.00	100.0	70,000.00	12	12	100.0	0	12
1997	0204	1377 HL96001 DESERT GARDENS APARTMENTS	COM	12	LMH	50,000.00	100.0	50,000.00	84	84	100.0	0	84
1997 TOTALS: BUDGETED/UNDERWAY						0.00	0.0	0.00	0	0	0.0	0	0
COMPLETED						1,520,812.39	100.0	1,520,812.39	744	743	99.8	0	744
						1,520,812.39	100.0	1,520,812.39	744	743	99.8	0	744

CUMULATIVE													
OCCUPIED UNITS													
PGM	PROJ	IDIS			MTX	NTL	Total			CDBG	OCCUPIED	UNITS	
YEAR	ID	ACT ID	ACTIVITY NAME		STATUS	CD	OBJ	EST.	AMT	% CDBG	DRAWN	AMOUNT	TOTAL
													% L/M
1996	0095	1062	4.PD036 NIGHTENGALE MANOR		COM	14B	LMH	10,460.00	100.0		10,460.00	16	16
1996	0096	1063	4.PD037 HOME IMPROVEMENT PROGRAM		COM	14A	LMH	137,672.00	100.0		137,672.00	46	46
1996	0098	1064	4.PD039 ECS HIV/AIDS HOUSING		COM	14B	LMH	28,800.00	100.0		28,800.00	4	4
1996	0106	1000	3.SJ048 HABITAT FOR HUMANITY-BROWN ST.		COM	12	LMH	0.00	0.0		0.00	0	0

1996	0132	960	HL96002 MISSION HILLS MOBILE HOME PARK	COM	14B	LMH	355,623.86	100.0	355,623.86	147	147	100.0	0	147			
							1996	TOTALS: BUDGETED/UNDERWAY		0.00	0.0	0.00	0	0	0.0	0	0
							COMPLETED		532,555.86	100.0	532,555.86	213	213	100.0	0	213	
									532,555.86	100.0	532,555.86	213	213	100.0	0	213	
													CUMULATIVE				
PGM	PROJ	IDIS			MTX	NTL	Total		CDBG	OCCUPIED	UNITS		OCCUPIED	UNITS			
YEAR	ID	ACT ID	ACTIVITY NAME	STATUS	CD	OBJ	EST. AMT	% CDBG	DRAWN AMOUNT	TOTAL	L/M	% L/M					
1995	0090	1019	4.IN083 HABITAT FOR HUMANITY REHAB	COM	14A	LMH	0.00	0.0	0.00	0	0	0.0	0	0			
							1995	TOTALS: BUDGETED/UNDERWAY		0.00	0.0	0.00	0	0	0.0	0	0
							COMPLETED		0.00	0.0	0.00	0	0	0.0	0	0	
									0.00	0.0	0.00	0	0	0.0	0	0	
													CUMULATIVE				
PGM	PROJ	IDIS			MTX	NTL	Total		CDBG	OCCUPIED	UNITS		OCCUPIED	UNITS			
YEAR	ID	ACT ID	ACTIVITY NAME	STATUS	CD	OBJ	EST. AMT	% CDBG	DRAWN AMOUNT	TOTAL	L/M	% L/M					
1994	0002	312	Unknown	COM	14A	LMH	0.00	0.0	0.00	0	0	0.0	0	0			
1994	0002	450	Unknown	COM	14A	LMH	0.00		0.00	33	24	72.7	0	33			
1994	0002	457	Unknown	COM	14A	LMH	0.00		0.00	899	0	0.0	0	899			
1994	0002	459	Unknown	COM	14A	LMH	0.00	0.0	0.00	0	0	0.0	0	0			
1994	0002	476	Unknown	COM	14B	LMH	0.00	0.0	0.00	0	0	0.0	0	0			
1994	0002	477	Unknown	COM	14B	LMH	0.00	0.0	0.00	0	0	0.0	0	0			
1994	0002	534	2.NR005 NORCO INFILL HOUSING PROGRAM	COM	14G	LMH	37,380.99	100.0	37,380.99	8	8	100.0	0	8			
							1994	TOTALS: BUDGETED/UNDERWAY		0.00	0.0	0.00	0	0	0.0	0	0
							COMPLETED		37,380.99	100.0	37,380.99	940	32	3.4	0	940	
									37,380.99	100.0	37,380.99	940	32	3.4	0	940	

PR15 - Cost Per Home Assisted Unit/Family

U.S. Department of Housing and Urban Development
Office of Community Planning and Development
Integrated Disbursement and Information System
Cost Per Home-Assisted Unit/Family
RIVERSIDE COUNTY, CA

DATE: 08-23-17

TIME: 19:55

PAGE: 1

Program Year: 2017

All Years - Commitments

Activity Type	s/Families	Total Cost	Home Subsidy	tPer Unit/Family	yPer Unit/Family
ACQUISITION ONLY	2	97,000	97,000	48,500	48,500
	2	97,000	97,000	48,500	48,500

All Years - Completions

Activity Type	s/Families	Total Cost	Home Subsidy	tPer Unit/Family	yPer Unit/Family
ACQUISITION ONLY	3	139,000	139,000	46,333	46,333
	3	139,000	139,000	46,333	46,333

Program Year: 2016

All Years - Commitments

Activity Type	s/Families	Total Cost	Home Subsidy	tPer Unit/Family	yPer Unit/Family
NEW CONSTRUCTION	11	715,000	715,000	65,000	65,000
ACQUISITION ONLY	3	140,800	90,800	46,933	30,266
	14	855,800	805,800	61,128	57,557
TBRA*	19		15,196		799

All Years - Completions

Activity Type	s/Families	Total Cost	Home Subsidy	tPer Unit/Family	yPer Unit/Family
NEW CONSTRUCTION	22	812,000	827,200	36,909	37,600
ACQUISITION ONLY	13	611,880	611,880	47,067	47,067
ACQUISITION AND REHABILITATION	7	1,391,500	1,391,500	198,785	198,785
	42	2,815,380	2,830,580	67,032	67,394
TBRA**	594		643,593		1,083

* TBRA cost per family may include security deposits only and may be varying contract terms.** Number of families who have received TBF

PR16 - HOME Lower Income Benefit

U.S. Department of Housing and Urban Development
Office of Community Planning and Development
Integrated Disbursement and Information System
HOME Lower Income Benefit - All Fiscal Years
Completed Activities Only
RIVERSIDE COUNTY , CA

DATE: 08-24-17
TIME: 11:50
PAGE: 1

----- Percent of Area Median Income -----

	0% - 30%	31% - 50%	51% - 60%	61% - 80%	Total 0% - 60%	Total 0% - 80%	Reported As Vacant
<u>Rental Activities</u>							
Units Completed	306	509	38	10	853	863	0
TBRA Families *	1,789	714	32	0	2,535	2,535	0
Lower Income Benefit %	61.7	36.0	2.1	0.3	99.7	100.0	
<u>Homebuyer Activities</u>							
Units Completed	146	350	183	523	679	1,202	0
Lower Income Benefit %	12.1	29.1	15.2	43.5	56.5	100.0	
<u>Homeowner Activities</u>							
Units Completed	0	0	0	0	0	0	0
Lower Income Benefit %	0.0	0.0	0.0	0.0	0.0	100.0	
<u>Total By Median Income</u>							
Units Completed	452	859	221	533	1,532	2,065	0
TBRA Families *	1,789	714	32	0	2,535	2,535	0
Lower Income Benefit %	48.7	34.2	5.5	11.6	88.4	100.0	

* TBRA Families are all families reported in TBRA activities which have had funds disbursed

PR23 - Summary of Accomplishments Reports (CDBG/HOME)

RIVERSIDE COUNTY

Count of CDBG Activities with Disbursements by Activity Group & Matrix Code
(Numbers in RED revised to match IDIS activity setup/PR03 Report)

Activity Group	Activity Category	Open Count	Open Activities Disbursed	Completed Count	Completed Activities Disbursed	Program Year Count	Total Activities Disbursed
Economic Development	ED Direct Financial Assistance to For- Profits (18A)	2	\$40,534.41	0	\$0.00	2	\$40,534.41
	Micro-Enterprise Assistance (18C)	3	\$60,869.29	1	\$10,000.00	4	\$70,869.29
	Total Economic Development	5	\$101,403.70	1	\$10,000.00	6	\$111,403.70
Housing	Rehab; Single-Unit Residential (14A)	6	\$223,106.30	8	\$122,902.61	14	\$346,008.91
	Rehab; Other Publicly-Owned Residential Buildings (14D)	0	\$0.00	3	\$56,299.86	3	\$56,299.86
	Energy Efficiency Improvements (14F)	0	\$0.00	1	\$5,768.89	1	\$5,768.89
	Code Enforcement (15)	1	\$149,015.85	5	\$1,104,835.91	6	\$1,253,851.76
	Total Housing	7	\$372,122.15	17	\$1,289,807.27	24	\$1,661,929.42
Public Facilities and Improvements	Public Facilities and Improvement (General) (03)	9	\$220,933.05	5	\$432,024.32	14	\$652,957.37
	Senior Centers (03A)	4	\$57,740.49	0	\$0.00	4	\$57,740.49
	Handicapped Centers (03B)	1	\$0.00	3	\$74,871.39	4	\$74,871.39
	Homeless Facilities (not operating costs) (03C)	0	\$0.00	1	\$82,336.87	1	\$82,336.87
	Neighborhood Facilities (03E)	5	\$205,598.63	0	\$0.00	5	\$205,598.63
	Parks, Recreational Facilities (03F)	11	\$639,329.24	6	\$197,108.19	17	\$836,437.43
	Parking Facilities (03G)	1	\$2,072.01	0	\$0.00	1	\$2,072.01
	Water/Sewer Improvements (03J)	1	\$69,242.02	2	\$70,588.39	3	\$139,830.41
	Street Improvements (03K)	4	\$424,061.97	1	\$176,581.41	5	\$600,643.38
	Sidewalks (03L)	8	\$182,049.19	5	\$812,765.76	13	\$994,814.95
	Child Care Centers (03M)	1	\$2,311.40	0	\$0.00	1	\$2,311.40
	Facilities for AIDS Patients (not operating costs) (03S)	0	\$0.00	3	\$127,576.16	3	\$127,576.16
	Total Public Facilities and Improvements	45	\$1,803,338.00	26	\$1,973,852.49	71	\$3,777,190.49

Public Services	Operating Costs of Homeless/AIDS Patients Programs (03T)	0	\$0.00	6	\$57,571.72	6	\$57,571.72
	Public Services (General) (05)	0	\$0.00	17	\$599,285.66	17	\$599,285.66
	Senior Services (05A)	0	\$0.00	5	\$137,246.82	5	\$137,246.82
	Youth Services (05D)	0	\$0.00	2	\$10,000.00	2	\$10,000.00
	Battered and Abused Spouses (05G)	0	\$0.00	1	\$17,723.00	1	\$17,723.00
	Employment Training (05H)	0	\$0.00	1	\$1,888.87	1	\$1,888.87
	Child Care Services (05L)	0	\$0.00	2	\$31,268.00	2	\$31,268.00
	Health Services (05M)	0	\$0.00	2	\$26,837.81	2	\$26,837.81
	Abused and Neglected Children (05N)	0	\$0.00	3	\$139,562.00	3	\$139,562.00
	Neighborhood Cleanups (05V)	0	\$0.00	1	\$31,270.50	1	\$31,270.50
	Food Banks (05W)	0	\$0.00	5	\$57,669.57	5	\$57,669.57
	Total Public Services	0	\$0.00	45	\$1,110,323.95	45	\$1,110,323.95
General Administration and Planning	General Program Administration (21A)	3	\$1,051,191.24	4	\$197,035.60	7	\$1,248,226.84
	Fair Housing Activities (subject to 20% Admin Cap) (21D)	1	\$111,600.05	0	\$0.00	1	\$111,600.05
	Total General Administration and Planning	4	\$1,162,791.29	4	\$197,035.60	8	\$1,359,826.89
	Grand Total	61	\$3,439,655.14	93	\$4,581,019.31	154	\$8,020,674.45

CDBG Sum of Actual Accomplishments by Activity Group and Accomplishment Type					
Activity Group	Matrix Code	Accomplishment Type	Open Count- 2016 Activity Yr ONLY	Completed Count	Program Year Totals
Economic Development	ED Direct Financial Assistance to For-Profits (18A)	Jobs	0	0	0
	Micro-Enterprise Assistance (18C)	Business	4	7	11
	Total Economic Development		4	7	11
Housing	Rehab; Single-Unit Residential (14A)	Housing Units	1	15	16
	(14D)	Housing Units	0	304	304
	Energy Efficiency Improvements (14F)	Housing Units	0	2	2
	Code Enforcement (15)	Persons	40,005	212,705	252,710
	Total Housing		40,006	213,026	253,032

Public Facilities and Improvements	Public Facilities and Improvement (General) (03)	Persons	542,125	276,239	818,364
		Public Facilities	0	0	0
	Senior Centers (03A)	Public Facilities	0	0	0
	Handicapped Centers (03B)	Public Facilities	100	879	979
	Homeless Facilities (not operating costs) (03C)	Public Facilities	0	494	494
	Neighborhood Facilities (03E)	Public Facilities	14,085	0	14,085
	Parks, Recreational Facilities (03F)	Public Facilities	41,862	46,597	88,459
	Parking Facilities (03G)	Public Facilities	168	0	168
	Water/Sewer Improvements (03J)	Persons	1,090	2,990	4,080
	Street Improvements (03K)	Persons	0	3,185	3,185
	Sidewalks (03L)	Persons	29,515	44,619	74,134
	Child Care Centers (03M)	Public Facilities	200	0	200
	Facilities for AIDS Patients (not operating costs) (03S)	Public Facilities	0	7,329	7,329
	Total Public Facilities and Improvements		629,145	382,332	1,011,477
	Operating Costs of Homeless/AIDS Patients Programs (03T)	Persons	0	654	654
Public Services	Public Services (General) (05)	Persons	0	122,859	122,859
	Senior Services (05A)	Persons	0	2,754	2,754
	Youth Services (05D)	Persons	0	135	135
	Battered and Abused Spouses (05G)	Persons	0	1,368	1,368
	Employment Training (05H)	Persons	0	17	17
	Child Care Services (05L)	Persons	0	82	82
	Health Services (05M)	Persons	0	166	166
	Abused and Neglected Children (05N)	Persons	0	309	309
	Neighborhood Cleanups (05V)	Persons	0	12,730	12,730
	Food Banks (05W)	Persons (manually added below)	0	8,589	8,589
	Total Public Services		0	149,663	149,663
Grand Total			669,155	745,028	1,414,183

CDBG Beneficiaries by Racial / Ethnic Category

Housing-Non Housing	Race	Total Persons	Total Hispanic Persons	Total Households	Total Hispanic Households
	White	0	0	259	39
	Black/African American	0	0	16	1
	Asian	0	0	12	0
	American Indian/Alaskan Native	0	0	1	0
	Native Hawaiian/Other Pacific Islander	0	0	4	0
	American Indian/Alaskan Native & White	0	0	4	0
	Other multi-racial	0	0	25	0
	Total Housing	0	0	321	40
Housing					
	White	223,994	105,105	0	0
	Black/African American	20,978	266	0	0
	Asian	9,138	60	0	0
	American Indian/Alaskan Native	4,175	176	0	0
	Native Hawaiian/Other Pacific Islander	672	47	0	0
	American Indian/Alaskan Native & White	245	89	0	0
	Asian & White	122	31	0	0
	Black/African American & White	299	81	0	0
	Amer. Indian/Alaskan Native & Black/African Amer.	127	81	0	0
	Other multi-racial	59,883	0	0	0
Non Housing	Total Non Housing (Manually added Matrix Code 05W)	319,633	105,936	0	0

	White	223,994	105,105	259	39
	Black/African American	20,978	266	16	1
	Asian	9,138	60	12	0
	American Indian/Alaskan Native	4,175	176	1	0
	Native Hawaiian/Other Pacific Islander	672	47	4	0
	American Indian/Alaskan Native & White	245	89	4	0
	Asian & White	122	31	0	0
	Black/African American & White	299	81	0	0
	Amer. Indian/Alaskan Native & Black/African Amer.	127	81	0	0
	Other multi-racial	59,883	0	25	0
Grand Total	Total Grand Total	319,633	105,936	321	40
		321	41		
		319,954	105,977		

CDBG Beneficiaries by Income Category

Income Levels		Owner Occupied	Renter Occupied	Persons	
	Extremely Low (<=30%)	3	0	0	
	Low (>30% and <=50%)	11	142	0	
	Mod (>50% and <=80%)	3	97	0	
	Total Low-Mod	17	239	0	
	Non Low-Mod (>80%)	0	65	0	
Housing	Total Beneficiaries	17	304	0	321
Non Housing	Extremely Low (<=30%)	UC	0	0	18,373
	Low (>30% and <=50%)	UC	0	0	297,702
	Mod (>50% and <=80%)	UC	0	0	2,908
	Total Low-Mod	UC	0	0	318,983
	Non Low-Mod (>80%)	UC	0	0	650
	Total Beneficiaries (Added matrix code 05W)	UC	0	0	319,633



U.S. Department of Housing and Urban Development
Office of Community Planning and Development
Integrated Disbursement and Information System
HOME Summary of Accomplishments

DATE: 08-24-17
TIME: 12:45
PAGE: 1

Program Year: 2016

Start Date 01-Jul-2016 - End Date 30-Jun-2017

RIVERSIDE COUNTY

Home Disbursements and Unit Completions

Activity Type	Disbursed Amount	Units Completed	Units Occupied
Rentals	\$1,391,500.00	7	7
TBRA Families	\$15,196.00	19	19
First Time Homebuyers	\$1,439,080.00	35	35
Total, Rentals and TBRA	\$1,406,696.00	26	26
Total, Homebuyers and Homeowners	\$1,439,080.00	35	35
Grand Total	\$2,845,776.00	61	61

Home Unit Completions by Percent of Area Median Income

Activity Type						Units Completed	
	0% - 30%	31% - 50%	51% - 60%	61% - 80%	Total 0% - 60%	Total 0% - 80%	
Rentals	0	2	5	0	7	7	
TBRA Families	12	7	0	0	19	19	
First Time Homebuyers	6	13	3	13	22	35	
Total, Rentals and TBRA	12	9	5	0	26	26	
Total, Homebuyers and Homeowners	6	13	3	13	22	35	
Grand Total	18	22	8	13	48	61	

Home Unit Reported As Vacant

Activity Type	Reported as Vacant
Rentals	0
TBRA Families	0
First Time Homebuyers	0
Total, Rentals and TBRA	0
Total, Homebuyers and	0
Grand Total	0

Home Unit Completions by Racial / Ethnic Category

	Rentals		TBRA Families		First Time Homebuyers	
	Units	Units	Units	Units	Units	Units
White	2	1	11	4	34	32
Black/African American	5	0	7	0	1	0
Asian	0	0	1	0	0	0
Total	7	1	19	4	35	32

	Total, Rentals and TBRA		Total, Homebuyers and		Grand Total	
	Units	Units	Units	Units	Units	Units
White	13	5	34	32	47	37
Black/African American	12	0	1	0	13	0
Asian	1	0	0	0	1	0
Total	26	5	35	32	61	37

PR25 - Status of CHDO Funds by Fiscal Year



U.S. Department of Housing and Urban Development
Office of Community Planning and Development
Integrated Disbursement and Information System
PR 25 - Status of CHDO Funds by Fiscal Year Report
RIVERSIDE COUNTY, CA

DATE: 08-02-17
TIME: 13:39
PAGE: 1

Funds Not Subgranted To CHDOS

Fiscal Year	Fund Type	Balance to Reserve
2016	CHDO RESERVE	CR
Total For 2016 Funds (CR+CC+CL)		\$279,720.00

Total For 2016 Funds (CO) \$0.00

Funds Subgranted To CHDOS

Fiscal Year	CHDO Name	Fund Type	Amount Reserved	Amount Committed	Balance to Commit	% Committed Reserved	Amount Disbursed	% Disbursed Committed
2015	Riverside Housing Development	CR	\$255,262.00	\$255,262.00	\$0.00	100.0%	\$255,262.00	100.0%
Fund Type Total for 2015		CR	\$255,262.00	\$255,262.00	\$0.00	100.0%	\$255,262.00	100.0%
Total For 2015 Funds (CR+CC+CL)			\$255,262.00					

Total For 2015 Funds (CO) \$0.00

Funds Subgranted To CHDOS

Fiscal Year	CHDO Name	Fund Type	Amount Reserved	Amount Committed	Balance to Commit	% Committed Reserved	Amount Disbursed	% Disbursed Committed
2014	Coachella Valley Housing Coalition	CR	\$275,200.00	\$275,200.00	\$0.00	100.0%	\$275,200.00	100.0%
	Mercy House CHDO, Inc.	CR	\$250,052.00	\$250,052.00	\$0.00	100.0%	\$250,052.00	100.0%
	Riverside Housing Development	CR	\$146,131.00	\$146,131.00	\$0.00	100.0%	\$146,131.00	100.0%
Fund Type Total for 2014		CR	\$671,383.00	\$671,383.00	\$0.00	100.0%	\$671,383.00	100.0%
Total For 2014 Funds (CR+CC+CL)			\$671,383.00					

Total For 2014 Funds (CO) \$0.00

Funds Subgranted To CHDOS

Fiscal Year	CHDO Name	Fund Type	Amount Reserved	Amount Committed	Balance to Commit	% Committed Reserved	Amount Disbursed	% Disbursed Committed
2013	Mercy House CHDO, Inc.	CR	\$249,948.00	\$249,948.00	\$0.00	100.0%	\$249,948.00	100.0%
Fund Type Total for 2013		CR	\$249,948.00	\$249,948.00	\$0.00	100.0%	\$249,948.00	100.0%
Total For 2013 Funds (CR+CC+CL)			\$249,948.00					

Total For 2013 Funds (CO) \$0.00

Funds Subgranted To CHDOS

Fiscal Year	CHDO Name	Fund Type	Amount Reserved	Amount Committed	Balance to Commit	% Committed Reserved	Amount Disbursed	% Disbursed Committed
2012	Coachella Valley Housing Coalition	CR	\$1,000,000.00	\$1,000,000.00	\$0.00	100.0%	\$1,000,000.00	100.0%
	Riverside Housing Development	CR	\$248,053.00	\$248,053.00	\$0.00	100.0%	\$248,053.00	100.0%
Fund Type Total for 2012		CR	\$1,248,053.00	\$1,248,053.00	\$0.00	100.0%	\$1,248,053.00	100.0%
Total For 2012 Funds (CR+CC+CL)			\$1,248,053.00					

Total For 2012 Funds (CO) \$0.00

Funds Subgranted To CHDOS

			Amount	Amount	Balance	%		%
Fiscal Year	CHDO Name	Fund Type	Reserved	Committed	to	Committed	Amount	Disbursed
					Commit	Reserved	Disbursed	Committed
2011	Riverside Housing Development	CR	\$771,947.00	\$771,947.00	\$0.00	100.0%	\$771,947.00	100.0%
	Fund Type Total for 2011	CR	\$771,947.00	\$771,947.00	\$0.00	100.0%	\$771,947.00	100.0%
Total For 2011 Funds (CR+CC+CL)			\$771,947.00					

Total For 2011 Funds (CO)

\$0.00

Funds Subgranted To CHDOS

			Amount	Amount	Balance	%		%
Fiscal Year	CHDO Name	Fund Type	Reserved	Committed	to	Committed	Amount	Disbursed
					Commit	Reserved	Disbursed	Committed
2010	Coachella Valley Housing Coalition	CR	\$2,102,000.00	\$2,102,000.00	\$0.00	100.0%	\$2,102,000.00	100.0%
	Riverside Housing Development	CR	\$300,000.00	\$300,000.00	\$0.00	100.0%	\$300,000.00	100.0%
	Fund Type Total for 2010	CR	\$2,402,000.00	\$2,402,000.00	\$0.00	100.0%	\$2,402,000.00	100.0%
Total For 2010 Funds (CR+CC+CL)			\$2,402,000.00					

Total For 2010 Funds (CO)

\$0.00

Funds Subgranted To CHDOS

			Amount	Amount	Balance	%		%
Fiscal Year	CHDO Name	Fund Type	Reserved	Committed	to	Committed	Amount	Disbursed
					Commit	Reserved	Disbursed	Committed
2009	Coachella Valley Housing Coalition	CR	\$300,000.00	\$300,000.00	\$0.00	100.0%	\$300,000.00	100.0%
	SOUTHERN CALIFORNIA HOUSING	CR	\$200,000.00	\$200,000.00	\$0.00	100.0%	\$200,000.00	100.0%
	Fund Type Total for 2009	CR	\$500,000.00	\$500,000.00	\$0.00	100.0%	\$500,000.00	100.0%
Total For 2009 Funds (CR+CC+CL)			\$500,000.00					

Total For 2009 Funds (CO)

\$0.00

Funds Subgranted To CHDOS

			Amount	Amount	Balance	%		%
Fiscal Year	CHDO Name	Fund Type	Reserved	Committed	to	Committed	Amount	Disbursed
					Commit	Reserved	Disbursed	Committed
2008	Coachella Valley Housing Coalition	CR	\$1,149,067.55	\$1,149,067.55	\$0.00	100.0%	\$1,149,067.55	100.0%
	SOUTHERN CA HOUSING DEV CORP	CR	\$400,932.45	\$400,932.45	\$0.00	100.0%	\$400,932.45	100.0%
	Fund Type Total for 2008	CR	\$1,550,000.00	\$1,550,000.00	\$0.00	100.0%	\$1,550,000.00	100.0%
Total For 2008 Funds (CR+CC+CL)			\$1,550,000.00					

Total For 2008 Funds (CO)

\$0.00

Funds Subgranted To CHDOS

			Amount	Amount	Balance	%		%
Fiscal Year	CHDO Name	Fund Type	Reserved	Committed	to	Committed	Amount	Disbursed
					Commit	Reserved	Disbursed	Committed
2007	Coachella Valley Housing Coalition	CR	\$1,150,932.45	\$1,150,932.45	\$0.00	100.0%	\$1,150,932.45	100.0%
	SOUTHERN CA HOUSING DEV CORP	CR	\$649,067.55	\$649,067.55	\$0.00	100.0%	\$649,067.55	100.0%
	Fund Type Total for 2007	CR	\$1,800,000.00	\$1,800,000.00	\$0.00	100.0%	\$1,800,000.00	100.0%
Total For 2007 Funds (CR+CC+CL)			\$1,800,000.00					

Total For 2007 Funds (CO)

\$0.00

Funds Subgranted To CHDOS

			Amount	Amount	Balance	%		%
Fiscal Year	CHDO Name	Fund Type	Reserved	Committed	to	Committed	Amount	Disbursed
					Commit	Reserved	Disbursed	Committed
2006	Coachella Valley Housing Coalition	CR	\$764,250.00	\$764,250.00	\$0.00	100.0%	\$764,250.00	100.0%
	Fund Type Total for 2006	CR	\$764,250.00	\$764,250.00	\$0.00	100.0%	\$764,250.00	100.0%
Total For 2006 Funds (CR+CC+CL)			\$764,250.00					

Total For 2006 Funds (CO)

\$0.00

Funds Subgranted To CHDOS

Fiscal Year	CHDO Name	Fund Type	Amount	Amount	Balance	%	Amount	%
			Reserved	Committed	to	Committed	Disbursed	Disbursed
					Commit	Reserved	Committed	Committed
2005	Coachella Valley Housing Coalition	CR	\$662,846.00	\$662,846.00	\$0.00	100.0%	\$662,846.00	100.0%
Fund Type Total for 2005			\$662,846.00	\$662,846.00	\$0.00	100.0%	\$662,846.00	100.0%
Total For 2005 Funds (CR+CC+CL)			\$662,846.00					

Total For 2005 Funds (CO)

\$0.00

Funds Subgranted To CHDOS

Fiscal Year	CHDO Name	Fund Type	Amount	Amount	Balance	%	Amount	%
			Reserved	Committed	to	Committed	Disbursed	Disbursed
					Commit	Reserved	Committed	Committed
2004	Coachella Valley Housing Coalition	CR	\$850,000.00	\$850,000.00	\$0.00	100.0%	\$850,000.00	100.0%
Fund Type Total for 2004			\$850,000.00	\$850,000.00	\$0.00	100.0%	\$850,000.00	100.0%
Total For 2004 Funds (CR+CC+CL)			\$850,000.00					

Total For 2004 Funds (CO)

\$0.00

Funds Subgranted To CHDOS

Fiscal Year	CHDO Name	Fund Type	Amount	Amount	Balance	%	Amount	%
			Reserved	Committed	to	Committed	Disbursed	Disbursed
					Commit	Reserved	Committed	Committed
2003	Coachella Valley Housing Coalition	CR	\$590,861.10	\$590,861.10	\$0.00	100.0%	\$590,861.10	100.0%
Fund Type Total for 2003			\$590,861.10	\$590,861.10	\$0.00	100.0%	\$590,861.10	100.0%
Total For 2003 Funds (CR+CC+CL)			\$590,861.10					

Total For 2003 Funds (CO)

\$0.00

Funds Subgranted To CHDOS

Fiscal Year	CHDO Name	Fund Type	Amount	Amount	Balance	%	Amount	%
			Reserved	Committed	to	Committed	Disbursed	Disbursed
					Commit	Reserved	Committed	Committed
2002	Coachella Valley Housing Coalition	CR	\$447,000.00	\$447,000.00	\$0.00	100.0%	\$447,000.00	100.0%
Fund Type Total for 2002			\$447,000.00	\$447,000.00	\$0.00	100.0%	\$447,000.00	100.0%
Total For 2002 Funds (CR+CC+CL)			\$447,000.00					

Total For 2002 Funds (CO)

\$0.00

Funds Subgranted To CHDOS

Fiscal Year	CHDO Name	Fund Type	Amount	Amount	Balance	%	Amount	%
			Reserved	Committed	to	Committed	Disbursed	Disbursed
					Commit	Reserved	Committed	Committed
2001	Coachella Valley Housing Coalition	CR	\$448,050.00	\$448,050.00	\$0.00	100.0%	\$448,050.00	100.0%
Fund Type Total for 2001			\$448,050.00	\$448,050.00	\$0.00	100.0%	\$448,050.00	100.0%
Total For 2001 Funds (CR+CC+CL)			\$448,050.00					

Total For 2001 Funds (CO)

\$0.00

Funds Subgranted To CHDOS

Fiscal Year	CHDO Name	Fund Type	Amount	Amount	Balance	%	Amount	%
			Reserved	Committed	to	Committed	Disbursed	Disbursed
					Commit	Reserved	Committed	Committed
2000	Coachella Valley Housing Coalition	CR	\$418,800.00	\$418,800.00	\$0.00	100.0%	\$418,800.00	100.0%
Fund Type Total for 2000			\$418,800.00	\$418,800.00	\$0.00	100.0%	\$418,800.00	100.0%
Total For 2000 Funds (CR+CC+CL)			\$418,800.00					

Total For 2000 Funds (CO)

\$0.00

Funds Subgranted To CHDOS

Fiscal Year	CHDO Name	Fund Type	Amount	Amount	Balance	%	Amount	%
			Reserved	Committed	to	Committed	Disbursed	Disbursed
					Commit	Reserved	Committed	Committed
1999	Coachella Valley Housing Coalition	CR	\$417,600.00	\$417,600.00	\$0.00	100.0%	\$417,600.00	100.0%
Fund Type Total for 1999			\$417,600.00	\$417,600.00	\$0.00	100.0%	\$417,600.00	100.0%
Total For 1999 Funds (CR+CC+CL)			\$417,600.00					

Total For 1999 Funds (CO)

\$0.00

Funds Subgranted To CHDOS

Fiscal Year	CHDO Name	Fund Type	Amount	Amount	Balance	%	Amount	%
			Reserved	Committed	to	Committed	Disbursed	Disbursed
					Commit	Reserved	Disbursed	Committed
1998	Coachella Valley Housing Coalition	CR	\$1,097,538.86	\$1,097,538.86	\$0.00	100.0%	\$1,097,538.86	100.0%
Fund Type Total for 1998			\$1,097,538.86	\$1,097,538.86	\$0.00	100.0%	\$1,097,538.86	100.0%
Total For 1998 Funds (CR+CC+CL)			\$1,097,538.86					

Total For 1998 Funds (CO)

\$0.00

Funds Subgranted To CHDOS

Fiscal Year	CHDO Name	Fund Type	Amount	Amount	Balance	%	Amount	%
			Reserved	Committed	to	Committed	Disbursed	Disbursed
					Commit	Reserved	Disbursed	Committed
1997	Coachella Valley Housing Coalition	CR	\$367,500.00	\$367,500.00	\$0.00	100.0%	\$367,500.00	100.0%
Fund Type Total for 1997			\$367,500.00	\$367,500.00	\$0.00	100.0%	\$367,500.00	100.0%
Total For 1997 Funds (CR+CC+CL)			\$367,500.00					

Total For 1997 Funds (CO)

\$0.00

Funds Subgranted To CHDOS

Fiscal Year	CHDO Name	Fund Type	Amount	Amount	Balance	%	Amount	%
			Reserved	Committed	to	Committed	Disbursed	Disbursed
					Commit	Reserved	Disbursed	Committed
1996	Coachella Valley Housing Coalition	CR	\$392,211.00	\$392,211.00	\$0.00	100.0%	\$392,211.00	100.0%
Fund Type Total for 1996			\$392,211.00	\$392,211.00	\$0.00	100.0%	\$392,211.00	100.0%
Total For 1996 Funds (CR+CC+CL)			\$392,211.00					

Total For 1996 Funds (CO)

\$0.00

Funds Subgranted To CHDOS

Fiscal Year	CHDO Name	Fund Type	Amount	Amount	Balance	%	Amount	%
			Reserved	Committed	to	Committed	Disbursed	Disbursed
					Commit	Reserved	Disbursed	Committed
1995	Coachella Valley Housing Coalition	CR	\$397,150.00	\$397,150.00	\$0.00	100.0%	\$397,150.00	100.0%
Fund Type Total for 1995			\$397,150.00	\$397,150.00	\$0.00	100.0%	\$397,150.00	100.0%
Total For 1995 Funds (CR+CC+CL)			\$397,150.00					

Total For 1995 Funds (CO)

\$0.00

Funds Subgranted To CHDOS

Fiscal Year	CHDO Name	Fund Type	Amount	Amount	Balance	%	Amount	%
			Reserved	Committed	to	Committed	Disbursed	Disbursed
					Commit	Reserved	Disbursed	Committed
1994	Coachella Valley Housing Coalition	CR	\$369,300.00	\$369,300.00	\$0.00	100.0%	\$369,300.00	100.0%
Fund Type Total for 1994			\$369,300.00	\$369,300.00	\$0.00	100.0%	\$369,300.00	100.0%
Total For 1994 Funds (CR+CC+CL)			\$369,300.00					

Total For 1994 Funds (CO)

\$0.00

Funds Subgranted To CHDOS

Fiscal Year	CHDO Name	Fund Type	Amount	Amount	Balance	%	Amount	%
			Reserved	Committed	to	Committed	Disbursed	Disbursed
					Commit	Reserved	Disbursed	Committed
1993	Coachella Valley Housing Coalition	CR	\$369,593.00	\$369,593.00	\$0.00	100.0%	\$369,593.00	100.0%
Fund Type Total for 1993			\$369,593.00	\$369,593.00	\$0.00	100.0%	\$369,593.00	100.0%
Total For 1993 Funds (CR+CC+CL)			\$369,593.00					

Total For 1993 Funds (CO)

\$0.00

Funds Subgranted To CHDOS

Fiscal Year	CHDO Name	Fund Type	Amount	Amount	Balance	%	Amount	%
			Reserved	Committed	to	Committed	Disbursed	Disbursed
					Commit	Reserved	Disbursed	Committed
1992	B.P.R.C.	CR	\$99,551.87	\$99,551.87	\$0.00	100.0%	\$99,551.87	100.0%
	Coachella Valley Housing Coalition	CR	\$1,327,700.13	\$1,327,700.13	\$0.00	100.0%	\$1,327,700.13	100.0%
Fund Type Total for 1992			\$1,427,252.00	\$1,427,252.00	\$0.00	100.0%	\$1,427,252.00	100.0%
Total For 1992 Funds (CR+CC+CL)			\$1,427,252.00					

Total For 1992 Funds (CO)

\$0.00

Total For All Years (Subgranted to CHDOS)

\$18,468,544.96

Total For All Years (Not Subgranted to CHDOS)

\$279,720.00

Grand Total

\$18,748,264.96

PR33 - HOME Matching Liability Report

U.S. Department of Housing and Urban Development
Office of Community Planning and Development
Integrated Disbursement and Information System
Home Matching Liability Report
LOS ANGELES
RIVERSIDE COUNTY, CA

DATE: 0
TIME:
PAGE:

FiscalYear	MatchPercent	TotalDisbursements	PaymentsRequiring Match	LiabilityAmount
1997	25.0 %	\$661,971.32	\$661,971.32	\$165,492.83
1998	25.0 %	\$3,506,057.85	\$3,261,257.85	\$815,314.46
1999	25.0 %	\$2,836,977.56	\$2,539,629.59	\$634,907.39
2000	25.0 %	\$1,184,345.51	\$904,132.24	\$226,033.06
2001	25.0 %	\$1,597,182.52	\$1,343,429.89	\$335,857.47
2002	25.0 %	\$534,001.25	\$249,615.12	\$62,403.78
2003	25.0 %	\$1,256,932.07	\$958,932.07	\$239,733.01
2004	25.0 %	\$6,196,129.65	\$5,802,222.25	\$1,450,555.56
2005	25.0 %	\$4,541,557.02	\$4,149,642.02	\$1,037,410.50
2006	25.0 %	\$3,270,384.49	\$2,897,913.49	\$724,478.37
2007	25.0 %	\$4,368,024.66	\$4,005,192.02	\$1,001,298.00
2008	25.0 %	\$5,477,561.14	\$5,123,287.88	\$1,280,821.97
2009	25.0 %	\$2,049,659.42	\$1,750,339.00	\$437,584.75
2010	25.0 %	\$1,811,619.45	\$1,496,819.58	\$374,204.89
2011	25.0 %	\$3,582,447.85	\$3,196,641.64	\$799,160.41
2012	25.0 %	\$2,708,818.24	\$2,401,848.61	\$600,462.15
2013	25.0 %	\$2,457,910.58	\$2,344,312.81	\$586,078.20
2014	25.0 %	\$2,700,500.95	\$2,545,636.91	\$636,409.22
2015	25.0 %	\$1,668,492.69	\$1,441,060.16	\$360,265.04
2016	25.0 %	\$3,466,069.94	\$3,110,263.47	\$777,565.86

PR50 - Grantee CDBG Expenditure Report



Office of Community Planning and Development
U.S. Department of Housing and Urban Development
Integrated Disbursement and Information System

DATE: 08-17-17
TIME: 12:11
PAGE: 1

Expenditure Report PR50
Use of CDBG Funds by RIVERSIDE COUNTY,CA
from 07-01-2016 to 06-30-2017

Matrix Code	Activity Group	Matrix Code Name	Disbursements	Percent of Total
18A	ED	ED Direct Financial Assistance to For-Profits	40,534.41	0.51%
18C	ED	Micro-Enterprise Assistance	70,869.29	0.88%
Subtotal for : Economic Development			111,403.70	1.39%
14A	HR	Rehab; Single-Unit Residential	346,008.91	4.31%
14D	HR	Rehab; Other Publicly-Owned Residential Buildings	56,299.86	0.70%
14F	HR	Energy Efficiency Improvements	5,768.89	0.07%
15	HR	Code Enforcement	1,253,851.76	15.63%
Subtotal for : Housing			1,661,929.42	20.72%
03	PI	Public Facilities and Improvement (General)	652,957.37	8.14%
03A	PI	Senior Centers	57,740.49	0.72%
03B	PI	Handicapped Centers	74,871.39	0.93%
03C	PI	Homeless Facilities (not operating costs)	82,336.87	1.03%
03E	PI	Neighborhood Facilities	205,598.63	2.56%
03F	PI	Parks, Recreational Facilities	836,437.43	10.43%
03G	PI	Parking Facilities	2,072.01	0.03%
03J	PI	Water/Sewer Improvements	139,830.41	1.74%
03K	PI	Street Improvements	600,643.38	7.49%
03L	PI	Sidewalks	994,814.95	12.40%
03M	PI	Child Care Centers	2,311.40	0.03%
03S	PI	Facilities for AIDS Patients (not operating costs)	127,576.16	1.59%
Subtotal for : Public Facilities and Improvements			3,777,190.49	47.09%
03T	PS	Operating Costs of Homeless/AIDS Patients Programs	57,571.72	0.72%
05	PS	Public Services (General)	599,285.66	7.47%
05A	PS	Senior Services	137,246.82	1.71%
05D	PS	Youth Services	10,000.00	0.12%
05G	PS	Battered and Abused Spouses	17,723.00	0.22%
05H	PS	Employment Training	1,888.87	0.02%
05L	PS	Child Care Services	31,268.00	0.39%
05M	PS	Health Services	26,837.81	0.33%
05N	PS	Abused and Neglected Children	139,562.00	1.74%
05V	PS	Neighborhood Cleanups	31,270.50	0.39%
05W	PS	Food Banks	57,669.57	0.72%
Subtotal for : Public Services			1,110,323.95	13.84%
21A	AP	General Program Administration	1,248,226.84	15.56%
21D	AP	Fair Housing Activities (subject to 20% Admin Cap)	111,600.05	1.39%
Subtotal for : General Administration and Planning			1,359,826.89	16.95%
Total Disbursements			8,020,674.45	100.00%

PR51 - Grantee CDBG Accomplishment Report



HOUSING

Matrix Code	Eligible Activity	Number of Households Assisted
14A	Rehab; Single-Unit Residential	15
14D	Rehab; Other Publicly-Owned Residential Buildings	304
14F	Energy Efficiency Improvements	2
Total Number of Households Assisted:		321

PUBLIC SERVICES

Matrix Code	Eligible Activity	Number of Persons Benefitting
03T	Operating Costs of Homeless/AIDS Patients Programs	654
05	Public Services (General)	122,859
05A	Senior Services	2,754
05D	Youth Services	135
05G	Battered and Abused Spouses	1,368
05H	Employment Training	17
05L	Child Care Services	82
05M	Health Services	166
05N	Abused and Neglected Children	309
05V	Neighborhood Cleanups	12,730
05W	Food Banks	8,589
Total Number of Persons Benefitting:		149,663

PUBLIC IMPROVEMENTS

Matrix Code	Eligible Activity	Number of Persons Benefitting
03	Public Facilities and Improvement (General)	276,239
03B	Handicapped Centers	879
03C	Homeless Facilities (not operating costs)	494
03F	Parks, Recreational Facilities	46,597
03J	Water/Sewer Improvements	2,990
03K	Street Improvements	3,185
03L	Sidewalks	44,619
03S	Facilities for AIDS Patients (not operating costs)	7,329
Total Number of Persons Benefitting:		382,332

PR83 CDBG - Sections 1-3 CDBG Performance Measurements Report

Public Facilities and Infrastructure

	Create Suitable Living			Provide Decent Housing			Create Economic Opportunities			Total
	Access	Afford	Sustain	Access	Afford	Sustain	Access	Afford	Sustain	
Number of Persons Assisted										
with new access to a facility	277,042	0	261	0	0	0	0	0	0	277,303
with improved access to a facility	98,854	0	6,175	0	0	0	0	0	0	105,029
with access to a facility that is no longer substandard	0	0	0	0	0	0	0	0	0	0
Totals :	375,896	0	6,436	0	0	0	0	0	0	382,332

Number of Households Assisted

with new access to a facility	0	0	0	0	0	0	0	0	0	0
with improved access to a facility	0	0	0		0	0	0	0	0	0
with access to a facility that is no longer substandard	0	0	0	0	0	0	0	0	0	0
Totals :	0	0	0	0	0	0	0	0	0	0

Public Services

	Create Suitable Living			Provide Decent Housing			Create Economic Opportunities			Total
	Access	Afford	Sustain	Access	Afford	Sustain	Access	Afford	Sustain	
Number of Persons Assisted										
with new (or continuing) access to a service	109,999	394	12,730	0	0	0	0	0	0	123,123
with improved (or continuing) access to a service	26,540	0	0	0	0	0	0	0	0	26,540
with new access to a service that is no longer substandard	0	0	0	0	0	0	0	0	0	0
Totals :	136,539	394	12,730	0	0	0	0	0	0	149,663

Public Services (continued)

[illegible]

Economic Development

[illegible]

Economic Development (continued)

[illegible]

Office and Clerical											
	0	0	0	0	0	0	0	0	0	0	0
Craft Workers (skilled)											
	0	0	0	0	0	0	0	0	0	0	0
Operatives (semi-skilled)											
	0	0	0	0	0	0	0	0	0	0	0
Laborers (unskilled)											
	0	0	0	0	0	0	0	0	0	0	0
Service Workers											
	0	0	0	0	0	0	0	0	0	0	0
Of jobs created, number with employer sponsored health care benefits											
	0	0	0	0	0	0	0	0	0	0	0
Number unemployed prior to taking jobs											
	0	0	0	0	0	0	0	0	0	0	0
Total Number of Jobs Retained											
	0	0	0	0	0	0	0	0	0	0	0
Types of Jobs Retained											
Officials and Managers											
	0	0	0	0	0	0	0	0	0	0	0
Professional											
	0	0	0	0	0	0	0	0	0	0	0
Economic Development (continued)											
	Create Suitable Living			Provide Decent Housing			Create Economic Opportunities			Total	
	Access	Afford	Sustain	Access	Afford	Sustain	Access	Afford	Sustain		
Technicians											
	0	0	0	0	0	0	0	0	0	0	
Sales											
	0	0	0	0	0	0	0	0	0	0	
Office and Clerical											
	0	0	0	0	0	0	0	0	0	0	
Craft Workers (skilled)											
	0	0	0	0	0	0	0	0	0	0	
Operatives (semi-skilled)											
	0	0	0	0	0	0	0	0	0	0	
Laborers (unskilled)											
	0	0	0	0	0	0	0	0	0	0	
Service Workers											
	0	0	0	0	0	0	0	0	0	0	
Of jobs retained, number with employer sponsored health care benefits											
	0	0	0	0	0	0	0	0	0	0	
Acres of Brownfields Remediated											
	0	0	0	0	0	0	0	0	0	0	

Rehabilitation of Rental Housing

	Create Suitable Living			Provide Decent Housing			Create Economic Opportunities			Total
	Access	Afford	Sustain	Access	Afford	Sustain	Access	Afford	Sustain	
Total LMH* units	0	0	0	0	304	0	0	0	0	304
Total SB* , URG units	0	0	0	0	0	0	0	0	0	0
Of Total, Number of Units										
Made 504 accessible	0	0	0	0	0	0	0	0	0	0
Brought from substandard to standard condition	0	0	0	0	0	0	0	0	0	0
Created through conversion of non-residential to residential buildings	0	0	0	0	0	0	0	0	0	0
Qualified as Energy Star	0	0	0	0	0	0	0	0	0	0
Brought to lead safety compliance	0	0	0	0	0	0	0	0	0	0
Affordable	0	0	0	0	304	0	0	0	0	304
Of Affordable Units										
Number subsidized by another federal, state, local program	0	0	0	0	0	0	0	0	0	0
Number occupied by elderly	0	0	0	0	304	0	0	0	0	304
Number of years of affordability	0	0	0	0	0	0	0	0	0	0
Average number of years of affordability per unit	0	0	0	0	0	0	0	0	0	0
Number designated for persons with HIV/AIDS	0	0	0	0	0	0	0	0	0	0

Rehabilitation of Rental Housing (continued)

[illegible]

Construction of Rental Housing

[illegible]

Construction of Rental Housing (continued)

[illegible]

[illegible]

Owner Occupied Housing Rehabilitation

	Create Suitable Living			Provide Decent Housing			Create Economic Opportunities			Total
	Access	Afford	Sustain	Access	Afford	Sustain	Access	Afford	Sustain	
Total LMH* units	0	0	0	0	15	0	0	0	0	15
Total SB*, URG units	0	0	0	0	0	0	0	0	0	0
Of Total, Number of Units Occupied by elderly	0	0	0	0	4	0	0	0	0	4
Brought from substandard to standard condition	0	0	0	0	0	0	0	0	0	0
Qualified as Energy Star	0	0	0	0	2	0	0	0	0	2
Brought to lead safety compliance	0	0	0	0	0	0	0	0	0	0
Made accessible	0	0	0	0	0	0	0	0	0	0

Homebuyer Assistance

	Create Suitable Living			Provide Decent Housing			Create Economic Opportunities			Total
	Access	Afford	Sustain	Access	Afford	Sustain	Access	Afford	Sustain	
Total Households Assisted	0	0	0	0	0	0	0	0	0	0
Of Total: Number of first-time homebuyers	0	0	0	0	0	0	0	0	0	0
Of those, number receiving housing counseling	0	0	0	0	0	0	0	0	0	0
Number of households receiving downpayment/closing costs assistance	0	0	0	0	0	0	0	0	0	0

Development of Homeowner Housing

[illegible]

PR85 - Housing Performance Report

IDIS - PR85

U.S. Department of Housing and Urban Development
Office of Community Planning and Development
Integrated Disbursement and Information System
Rental , Homebuyer , Homeowner Rehab, TBRA
Housing Performance Report - RIVERSIDE COUNTY , CA

Date: 08-24-17
Time: 12:41
Page: 1

Program Rental , Homebuyer , Homeowner Rehab, TBRA
Date Range 06/30/2017
Home Tenure Type 7/1/2016

Objectives	Availability / Accessibility		Outcomes		Sustainability		Total by Objective		# of Total Units Brought to Property		Of the Total Units, the # occupied by	
			Affordability						Standard		Households <= 80% AMI	
	Units	\$	Units	\$	Units	\$	Units	\$	Units	\$	Units	\$
Suitable Living	0	0.00	0	0.00	0	0.00	0	0.00	0	0.00	0	0.00
Decent Housing	0	0.00	31	2,170,580.00	0	0.00	31	2,170,580.00	31	2,170,580.00	31	2,170,580.00
Economic Opportunity	0	0.00	11	660,000.00	0	0.00	11	660,000.00	11	660,000.00	11	660,000.00
Total by Outcome	0	0.00	42	2,830,580.00	0	0.00	42	2,830,580.00	42	2,830,580.00	42	2,830,580.00

PR91 - ESG Financial Summary (2015 and 2016)



RIVERSIDE COUNTY, CA
2015

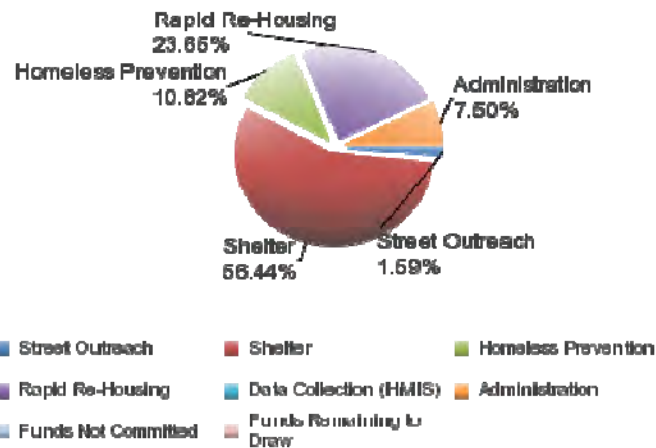
ESG Program Level Summary

Grant Number	Total Grant Amount	Total Funds Committed	Total Funds Available to Commit	% of Grant Funds Not Committed	Grant Funds Drawn	% of Grant Funds Drawn	Available to Draw	% Remaining to Draw
E15UC060506	\$628,928.00	\$628,928.00	\$0.00	0.00%	\$628,928.00	100.00%	\$0.00	0.00%

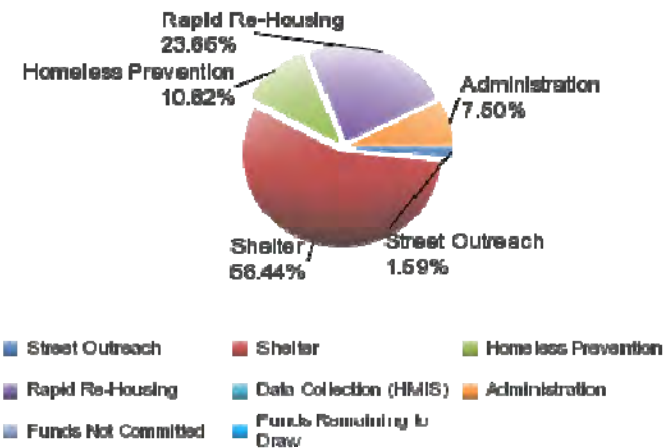
ESG Program Components

Activity Type	Total Committed to Activities	% of Grant Committed	Drawn Amount	% of Grant Drawn	2016-17 Draws
Street Outreach	\$10,000.00	1.59%	\$10,000.00	1.59%	\$19,254.00 \$127,368.00 \$11,453.00 \$158,075.00
Shelter	\$354,981.00	56.44%	\$354,981.00	56.44%	
Homeless Prevention	\$68,042.00	10.82%	\$68,042.00	10.82%	
Rapid Re-Housing	\$148,736.00	23.65%	\$148,736.00	23.65%	
Data Collection (HMIS)	\$0.00	0.00%	\$0.00	0.00%	
Administration	\$47,169.00	7.50%	\$47,169.00	7.50%	
Funds Not Committed	\$0.00	0.00%	\$0.00	0.00%	
Funds Remaining to Draw	\$0.00	0.00%	\$0.00	0.00%	
Total	\$628,928.00	100.00%	\$628,928.00	100.00%	

Funds Committed



Funds Drawn



24-Month Grant Expenditure Deadline

All of the recipient's grant must be expended for eligible activity costs within 24 months after the date HUD signs the grant agreement with the recipient. Expenditure means either an actual cash disbursement for a direct charge for a good or service or an indirect cost or the accrual of a direct charge for a good or service or an indirect cost. This report uses draws in IDIS to measure expenditures. HUD allocated Fiscal Year 2011 ESG funds in two allocations. For FY2011, this Obligation Date is the date of the first allocation. This report does not list the Obligation Date, does not calculate the Expenditure Deadline, and does not track the Days Remaining for the FY 2011 second allocation.

Grant Amount: **\$628,928.00**

Grant Number	Draws to Date	HUD Obligation Date	Expenditure Deadline	Days Remaining to Meet Requirement Date	Expenditures Required
E15UC060506	\$628,928.00	08/13/2015	08/13/2017	(7)	\$0.00

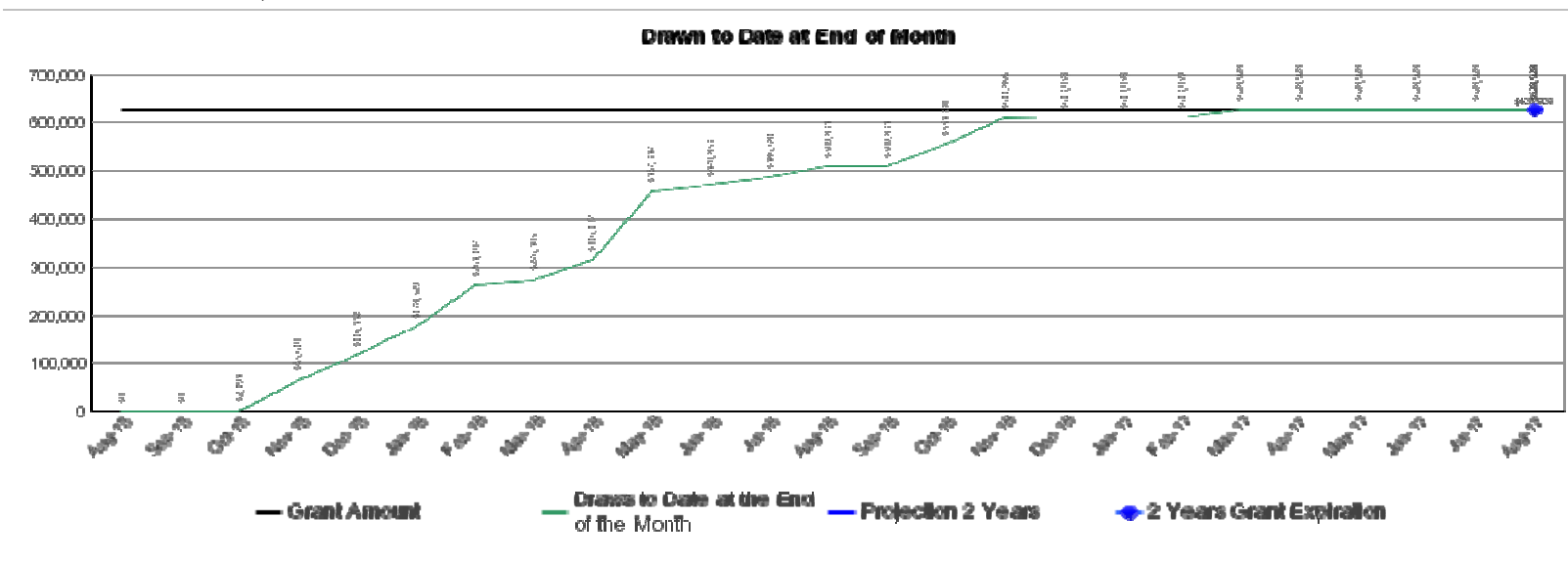
60% Cap on Emergency Shelter and Street Outreach

The cap refers to the total amount of the recipient's fiscal year grant, allowed for emergency shelter and street outreach activities, is capped at 60 percent. This amount cannot exceed the greater of: (1) 60% of the overall grant for the year; or, (2) the amount of Fiscal Year 2010 ESG funds committed for homeless assistance activities.

Amount Committed to Shelter	Amount Committed to Street Outreach	Total Amount Committed to Shelter and Street Outreach	% Committed to Shelter and Street Outreach	2010 Funds Committed to Homeless Assistance Activities	Total Drawn for Shelter and Street Outreach	% Drawn for Shelter and Street Outreach
\$354,981.00	\$10,000.00	\$364,981.00	58.03%	\$370,003.00	\$364,981.00	58.03%

ESG Draws By Month (at the total grant level):

Grant Amount: **628,928.00**



ESG Draws By Quarter (at the total grant level):

Quarter End Date	Draws for the Quarter	Draws to Date at the End of the Quarter	% Drawn for the Quarter	% Drawn to Date at End of Quarter
09/30/2015	\$0.00	\$0.00	0.00%	0.00%
12/31/2015	\$116,442.36	\$116,442.36	18.51%	18.51%
03/31/2016	\$159,962.35	\$276,404.71	25.43%	43.95%
06/30/2016	\$194,447.89	\$470,852.60	30.92%	74.87%
09/30/2016	\$38,981.82	\$509,834.42	6.20%	81.06%
12/31/2016	\$103,223.08	\$613,057.50	16.41%	97.48%
03/31/2017	\$15,870.50	\$628,928.00	2.52%	100.00%
06/30/2017	\$0.00	\$628,928.00	0.00%	100.00%
09/30/2017	\$0.00	\$628,928.00	0.00%	100.00%

\$158,075 Total Expenditures/draws in FY 2017-18

ESG Subrecipient Commitments and Draws by Activity Category :

Subrecipient	Activity Type	Committed	Drawn
RIVERSIDE COUNTY	Shelter	\$0.00	\$0.00
	Homeless Prevention	\$0.00	\$0.00
	Rapid Re-Housing	\$0.00	\$0.00
	Administration	\$47,169.00	\$47,169.00
	Total	\$47,169.00	\$47,169.00
	Total Remaining to be Drawn		\$0.00
	Percentage Remaining to be Drawn		0.00%
PATH OF LIFE MINISTRIES	Shelter	\$55,000.00	\$55,000.00
	Rapid Re-Housing	\$67,288.00	\$67,288.00
	Total	\$122,288.00	\$122,288.00
	Total Remaining to be Drawn		\$0.00
	Percentage Remaining to be Drawn		0.00%
MARTHA'S VILLAGE & KITCHEN, INC	Shelter	\$55,000.00	\$55,000.00
	Total	\$55,000.00	\$55,000.00
	Total Remaining to be Drawn		\$0.00
	Percentage Remaining to be Drawn		0.00%
VALLEY RESTART EMERGENCY SHELTER	Shelter	\$40,000.00	\$40,000.00
	Total	\$40,000.00	\$40,000.00
	Total Remaining to be Drawn		\$0.00
	Percentage Remaining to be Drawn		0.00%
OPERATION SAFEHOUSE, INC.	Shelter	\$50,000.00	\$50,000.00
	Total	\$50,000.00	\$50,000.00
	Total Remaining to be Drawn		\$0.00
	Percentage Remaining to be Drawn		0.00%
CATHOLIC CHARITIES SAN BERNARDINO/RIVERSIDE	Street Outreach	\$10,000.00	\$10,000.00
	Total	\$10,000.00	\$10,000.00
	Total Remaining to be Drawn		\$0.00
	Percentage Remaining to be Drawn		0.00%
ROY'S DESERT RESOURCE CENTER	Shelter	\$36,219.00	\$36,219.00
	Total	\$36,219.00	\$36,219.00

	Total Remaining to be Drawn		\$0.00
	Percentage Remaining to be Drawn		0.00%
COACHELLA VALLEY RESCUE MISSION	Shelter	\$30,000.00	\$30,000.00
	Rapid Re-Housing	\$50,000.00	\$50,000.00
	Total	\$80,000.00	\$80,000.00
	Total Remaining to be Drawn		\$0.00
	Percentage Remaining to be Drawn		0.00%
Alternatives to Domestic Violence	Shelter	\$20,000.00	\$20,000.00
	Total	\$20,000.00	\$20,000.00
	Total Remaining to be Drawn		\$0.00
	Percentage Remaining to be Drawn		0.00%
Whiteside Manor, Inc.	Shelter	\$68,762.00	\$68,762.00
	Total	\$68,762.00	\$68,762.00
	Total Remaining to be Drawn		\$0.00
	Percentage Remaining to be Drawn		0.00%
Foothill AIDS Project	Homeless Prevention	\$48,042.00	\$48,042.00
	Rapid Re-Housing	\$21,448.00	\$21,448.00
	Total	\$69,490.00	\$69,490.00
	Total Remaining to be Drawn		\$0.00
	Percentage Remaining to be Drawn		0.00%
Lutheran Social Services of Southern California	Homeless Prevention	\$20,000.00	\$20,000.00
	Rapid Re-Housing	\$10,000.00	\$10,000.00
	Total	\$30,000.00	\$30,000.00
	Total Remaining to be Drawn		\$0.00
	Percentage Remaining to be Drawn		0.00%
Helping Our People of Elsinore, Inc. H.O.P.E.	Homeless Prevention	\$0.00	\$0.00
	Rapid Re-Housing	\$0.00	\$0.00
	Total	\$0.00	\$0.00
	Total Remaining to be Drawn		\$0.00
	Percentage Remaining to be Drawn		100.00%

ESG Subrecipients by Activity Category

Activity Type	Subecipient
Street Outreach	CATHOLIC CHARITIES SAN BERNARDINO/RIVERSIDE
Shelter	RIVERSIDE COUNTY
	PATH OF LIFE MINISTRIES
	MARTHA'S VILLAGE & KITCHEN, INC
	VALLEY RESTART EMERGENCY SHELTER
	OPERATION SAFEHOUSE, INC.
	ROY'S DESERT RESOURCE CENTER
	COACHELLA VALLEY RESCUE MISSION
	Alternatives to Domestic Violence
	Whiteside Manor, Inc.
Homeless Prevention	RIVERSIDE COUNTY
	Foothill AIDS Project
	Lutheran Social Services of Southern California
	Helping Our People of Elsinore, Inc. H.O.P.E.
Rapid Re-Housing	RIVERSIDE COUNTY
	PATH OF LIFE MINISTRIES
	COACHELLA VALLEY RESCUE MISSION
	Foothill AIDS Project
	Lutheran Social Services of Southern California
	Helping Our People of Elsinore, Inc. H.O.P.E.
Administration	RIVERSIDE COUNTY



RIVERSIDE COUNTY, CA
2016

ESG Program Level Summary

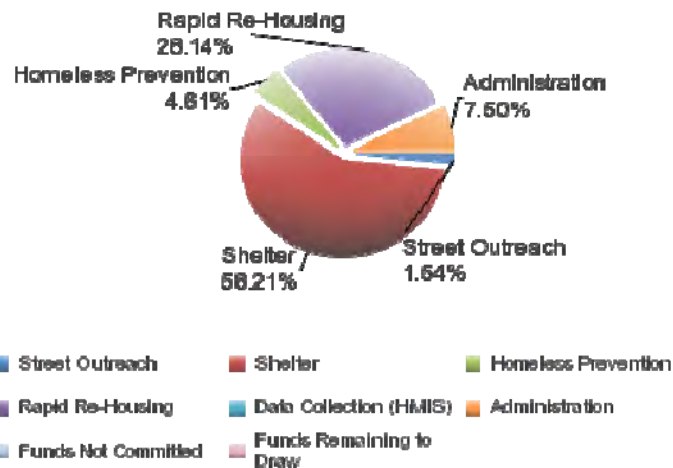
Grant Number	Total Grant Amount	Total Funds Committed	Total Funds Available to Commit	% of Grant Funds Not Committed	Grant Funds Drawn	% of Grant Funds Drawn	Available to Draw	% Remaining to Draw
E16UC060506	\$649,342.00	\$649,342.00	\$0.00	0.00%	\$646,588.00	99.60%	\$2,754.00	0.40%

ESG Program Components

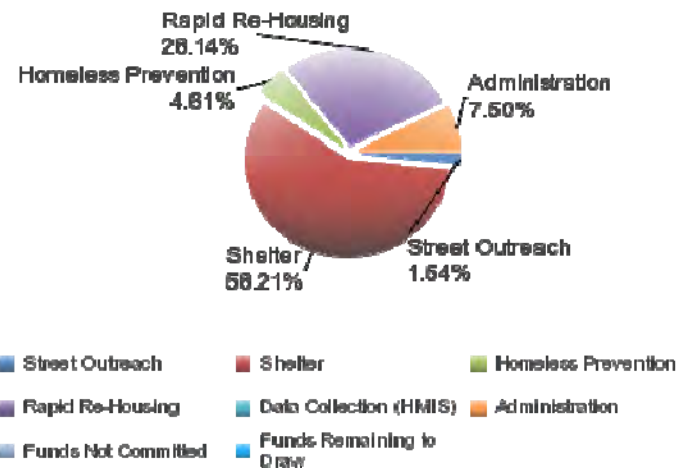
Activity Type	Total Committed to Activities	% of Grant Committed	Drawn Amount	% of Grant Drawn
Street Outreach	\$10,000.00	1.54%	\$10,000.00	1.54%
Shelter	\$377,998.00	58.21%	\$377,998.00	58.21%
Homeless Prevention	\$29,947.44	4.61%	\$29,947.44	4.61%
Rapid Re-Housing	\$182,696.56	28.14%	\$182,696.56	28.14%
Data Collection (HMIS)	\$0.00	0.00%	\$0.00	0.00%
Administration	\$45,946.00	7.50%	\$45,946.00	7.10%
Funds Not Committed	\$0.00	0.00%	\$0.00	0.00%
Funds Remaining to Draw	\$0.00	0.00%	\$0.00	0.00%
Total	\$646,588.00	100.00%	\$646,588.00	99.60%

Deducted 2017-18 Admin Draw \$2,754

Funds Committed



Funds Drawn



24-Month Grant Expenditure Deadline

All of the recipient's grant must be expended for eligible activity costs within 24 months after the date HUD signs the grant agreement with the recipient. Expenditure means either an actual cash disbursement for a direct charge for a good or service or an indirect cost or the accrual of a direct charge for a good or service or an indirect cost. This report uses draws in IDIS to measure expenditures. HUD allocated Fiscal Year 2011 ESG funds in two allocations. For FY2011, this Obligation Date is the date of the first allocation. This report does not list the Obligation Date, does not calculate the Expenditure Deadline, and does not track the Days Remaining for the FY 2011 second allocation.

Grant Amount: **\$649,342.00**

Grant Number	Draws to Date	HUD Obligation Date	Expenditure Deadline	Days Remaining to Meet Requirement Date	Expenditures Required
E16UC060506	\$646,588.00	08/09/2016	08/09/2018	354	\$2,754.00

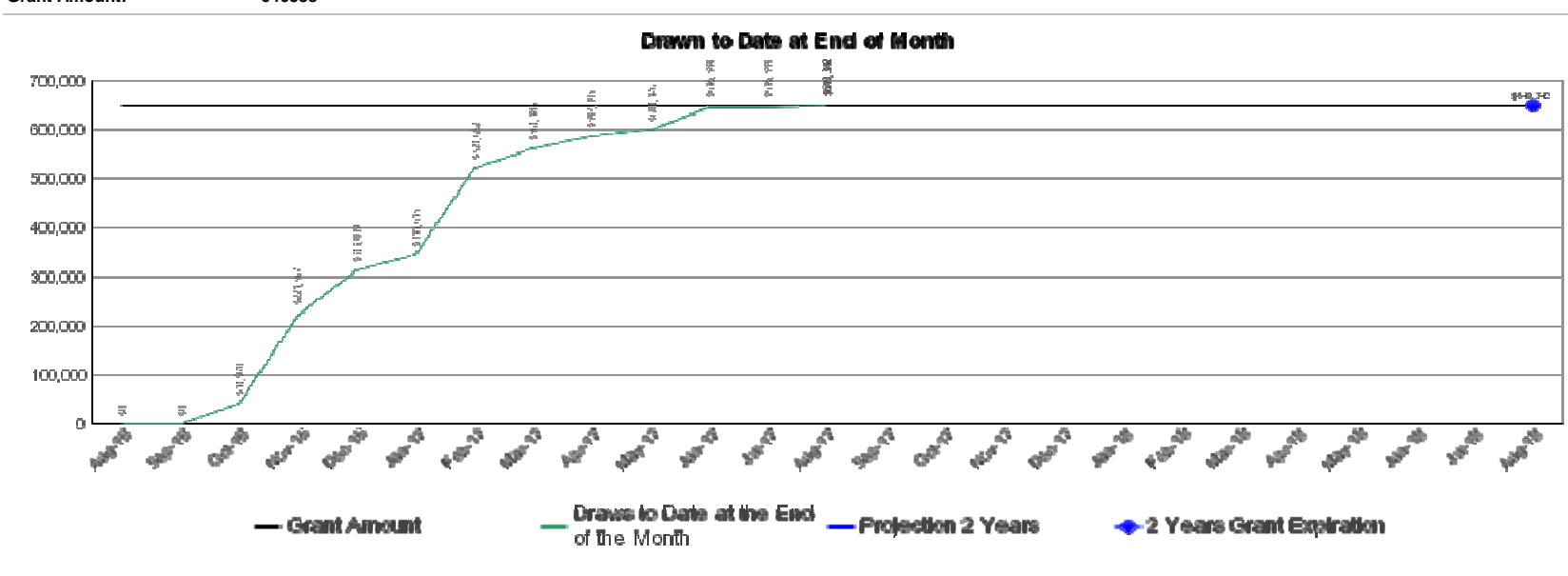
60% Cap on Emergency Shelter and Street Outreach

The cap refers to the total amount of the recipient's fiscal year grant, allowed for emergency shelter and street outreach activities, is capped at 60 percent. This amount cannot exceed the greater of: (1) 60% of the overall grant for the year; or, (2) the amount of Fiscal Year 2010 ESG funds committed for homeless assistance activities.

Amount Committed to Shelter	Amount Committed to Street Outreach	Total Amount Committed to Shelter and Street Outreach	% Committed to Shelter and Street Outreach	2010 Funds Committed to Homeless Assistance Activities	Total Drawn for Shelter and Street Outreach	% Drawn for Shelter and Street Outreach
\$377,998.00	\$10,000.00	\$387,998.00	59.75%	\$370,003.00	\$387,998.00	59.75%

ESG Draws By Month (at the total grant level):

Grant Amount: **646588**



ESG Draws By Quarter (at the total grant level):

Quarter End Date	Draws for the Quarter	Draws to Date at the End of the Quarter	% Drawn for the Quarter	% Drawn to Date at End of Quarter
09/30/2016	\$0.00	\$0.00	0.00%	0.00%
12/31/2016	\$313,008.99	\$313,008.99	48.20%	48.20%
03/31/2017	\$248,475.60	\$561,484.59	38.27%	86.47%
06/30/2017	\$85,103.00	\$646,587.59	13.11%	99.58%
09/30/2017	\$2,754.41	\$649,342.00	0.42%	100.00%

2017-18 Admin Draw/ Expenditure)

ESG Subrecipient Commitments and Draws by Activity Category :

Subrecipient	Activity Type	Committed	Drawn
RIVERSIDE COUNTY	Administration	\$48,700.00	\$45,946.00
	Total	\$48,700.00	\$45,946.00
	Total Remaining to be Drawn		\$0.00
	Percentage Remaining to be Drawn		0.00%
PATH OF LIFE MINISTRIES	Shelter	\$55,000.00	\$55,000.00
	Rapid Re-Housing	\$55,000.00	\$55,000.00
	Total	\$110,000.00	\$110,000.00
	Total Remaining to be Drawn		\$0.00
MARTHA'S VILLAGE & KITCHEN, INC	Shelter	\$50,000.00	\$50,000.00
	Total	\$50,000.00	\$50,000.00
	Total Remaining to be Drawn		\$0.00
	Percentage Remaining to be Drawn		0.00%
VALLEY RESTART EMERGENCY SHELTER	Shelter	\$55,000.00	\$55,000.00
	Total	\$55,000.00	\$55,000.00
	Total Remaining to be Drawn		\$0.00
	Percentage Remaining to be Drawn		0.00%
CATHOLIC CHARITIES OF SAN BERNARDINO/RIVERSIDE COUNTIES	Street Outreach	\$10,000.00	\$10,000.00
	Total	\$10,000.00	\$10,000.00
	Total Remaining to be Drawn		\$0.00
	Percentage Remaining to be Drawn		0.00%
ROY'S DESERT RESOURCE CENTER	Shelter	\$42,998.00	\$42,998.00
	Total	\$42,998.00	\$42,998.00
	Total Remaining to be Drawn		\$0.00
	Percentage Remaining to be Drawn		0.00%
COACHELLA VALLEY RESCUE MISSION	Shelter	\$30,000.00	\$30,000.00
	Rapid Re-Housing	\$72,642.00	\$72,642.00
	Total	\$102,642.00	\$102,642.00
	Total Remaining to be Drawn		\$0.00
Operation Safehouse, Inc.	Shelter	\$60,000.00	\$60,000.00
	Total	\$60,000.00	\$60,000.00
	Total Remaining to be Drawn		\$0.00
	Percentage Remaining to be Drawn		0.00%
Alternatives to Domestic Violence	Shelter	\$30,000.00	\$30,000.00
	Total	\$30,000.00	\$30,000.00
	Total Remaining to be Drawn		\$0.00
	Percentage Remaining to be Drawn		0.00%
Whiteside Manor, Inc.	Shelter	\$55,000.00	\$55,000.00
	Total	\$55,000.00	\$55,000.00
	Total Remaining to be Drawn		\$0.00
	Percentage Remaining to be Drawn		0.00%
Foothill AIDS Project	Homeless Prevention	\$29,947.44	\$29,947.44
	Rapid Re-Housing	\$25,054.56	\$25,054.56
	Total	\$55,002.00	\$55,002.00
	Total Remaining to be Drawn		\$0.00
Lutheran Social Services of Southern California	Percentage Remaining to be Drawn		0.00%
	Rapid Re-Housing	\$30,000.00	\$30,000.00
	Total	\$30,000.00	\$30,000.00
	Total Remaining to be Drawn		\$0.00
	Percentage Remaining to be Drawn		0.00%

ESG Subrecipients by Activity Category

Activity Type	Subrecipient
Street Outreach	CATHOLIC CHARITIES OF SAN BERNARDINO/RIVERSIDE COUNTIES
Shelter	PATH OF LIFE MINISTRIES
	MARTHA'S VILLAGE & KITCHEN, INC
	VALLEY RESTART EMERGENCY SHELTER
	ROY'S DESERT RESOURCE CENTER
	COACHELLA VALLEY RESCUE MISSION
	Operation Safehouse, Inc.
	Alternatives to Domestic Violence
	Whiteside Manor, Inc.
Homeless Prevention	Foothill AIDS Project
Rapid Re-Housing	PATH OF LIFE MINISTRIES
	COACHELLA VALLEY RESCUE MISSION
	Foothill AIDS Project
	Lutheran Social Services of Southern California
Administration	RIVERSIDE COUNTY

APPENDIX D

Public Notice/Proof of Publication, Substantial Amendments to the 2016-2017
OYAP, and County Map

**NOTICE OF AVAILABILITY FOR
PUBLIC REVIEW AND COMMENT**

**2016-2017 DRAFT COMMUNITY PLANNING AND DEVELOPMENT PROGRAMS
CONSOLIDATED ANNUAL PERFORMANCE AND EVALUATION REPORT**

NOTICE IS HEREBY GIVEN pursuant to the provisions of 24 CFR Part 91.105(d) of the U.S. Department of Housing and Urban Development (HUD) Community Planning and Development (CPD) Programs, the County of Riverside has prepared and made available for public review and comment the Draft Consolidated Annual Performance and Evaluation Report (CAPER) for the 2016-2017 Program Year. This draft report contains assessments by the County on the use of CDBG, HOME, and ESG funds allocated to the County and subrecipients to carry out projects or activities within Riverside County.

A copy of the Draft 2016-2017 Consolidated Annual Performance and Evaluation Report (CAPER) is available for public review and comment from 8:00 AM on September 11, 2017, through 5:00 PM September 26, 2017, at offices of the Riverside County Economic Development Agency, located at:

3403 Tenth Street, 4th Floor, Riverside, CA 92501;

5555 Arlington Avenue, Riverside CA 92504; and/or

44-199 Monroe Street, Suite B, Indio, CA 92201

The Draft 2016-2017 CAPER can also be viewed online at: www.rivcoeda.org.

In order for comments to be included in the County's report to HUD, all comments relative to the CAPER or the County's CPD programs must be submitted in writing no later than 5:00 PM on September 26, 2017 (no late postmarks accepted).

More information may be obtained by contacting the Riverside County Economic Development Agency: Telephone (951) 351-0700, Fax (951) 343-5609, via email mmvaldivia@rivco.org, or Toll Free at 1-800-655-4228.

Individuals with hearing or speech disabilities may obtain information pertaining to the 2016-2017 CAPER by utilizing the California Relay Service (711).

Alternative formats of the Draft 2016-2017 CAPER are available upon request.

Revisions due to "Substantial/Minor Amendments" - FY 2016-2017 OYAP

County of Riverside

2016-2017 One Year Action Plan (OYAP)

New Activity Name/Approved Budget Amount	IDIS #	Reprogram Funding Sources	CURRENT in IDIS		Approved Est. Budget Amount	Matrix	Revisions to SP35/AP15 & AP20/AP23	Changes to Revised 2016-17 OYAP		Proposed to Serve	
			Funding Amount (From)	Funding Amount (To)							
	5853	Reprog from 9.149-16 - CW PF Fund	(200,000)			03	Decrease Public Facility	AP- 20, 35/38, 50			AP-20 (Needs)
3.129-16 -San Jacinto Mountain Community Center Project	5938		200,000	1,200,000	03E	Increase Public Facility	AP- 20, 35/38, 50	SBA	3,786		PF - SL3
Total Approved Budget \$1,200,000											PF - SL1
	5852	Reprog from 9.148-16 - CW Imp Fund	(250,000)			03	Decrease Public Facility	AP- 20, 35/38, 50			PF - SL3
5.87-16 -Perris Valley Cemetery District Accessibility Improvements	5946		250,000	250,000	03	Increase Public Facility	AP- 20, 35/38, 50	LMC-P	#####		PF - SL1
Total Approved Budget \$250,000											
	5852	Reprog from 9.148-16 - CW Imp Fund	(10,000)			03	Decrease Public Facility	AP- 20, 35/38, 50			PF - SL3
3.130-16 - T.H.E. Center Facility Improvements	5949		10,000	10,000	03B	Increase Public Service	AP- 20, 35/38, 50	LMC-P	100		PF - SL1
Total Approved Budget \$10,000											
	5853	1.WD.14-16 - Code Enforcement Enhancement Program	(100,448)			15	Decrease Code Enforcement	AP- 20, 35/38, 50			Code End
	5852	Reprog from 9.148-16 - CW Imp Fund	(3,000)			03	Decrease Public Facility	AP- 20, 35/38, 50			PF - SL3
	5879	2.74-16 - 2nd District Public Facility Fund	(5,000)			03	Decrease Public Facility	AP- 20, 35/38, 50			PF - SL3
1.WD.15-16 - City of Wildomar Gateway Park Project	5940		108,448	114,000	03F	Increase Public Facility	AP- 20, 35/38, 50	LMA	1,235		PF - SL3
Total Approved Budget \$114,000											
	5472	3.99-13 - Hemet Senior Center Parking Lot Expansion Site Acquisition and Improvement Project (AP-15 Prior Year Funding)	(100,000)			03A	Decrease Public Facility	AP-15, 20, 35/38, 50			PF - SL3
	5853	Reprog from 9.149-16 - CW PF Fund	(4,000)			03	Decrease Public Facility	AP- 20, 35/38, 50			PF - SL3
3.128-16 - Community Food Pantry of Murrieta	5935		104,000	300,000	03	Increase Public Facility	AP- 20, 35/38, 50	LMC-P	3,000		PF - SL1
Total Approved Budget \$300,000											
	5852	Reprog from 9.148-16 - CW Imp Fund	(243,600)			03	Decrease Public Facility	AP- 20, 35/38, 50			PF - SL3
	5876	2.71-16 - Eddie Dee Smith Senior Center	(8,294)			05A	Decrease Public Service	AP- 20, 35/38, 50			PF - SL3
9.151-16 - Hunter Street Road Improvements	5945		251,894	150,000	03K	Increase Public Facility	AP- 20, 35/38, 50	LMA	3,185		PF - SL3
Total Approved Budget \$150,000											
9.150-16 - 20% of Receipted PI AP-15 estimate \$74,398	5944	Added - NEW ONLY			74,398	21A		AP-15, 35/38	N/A		
			(924,342)	924,342	2,098,398						

New Activity Name/Approved Budget Amount	IDIS #	Reprogram Funding Sources	Funding Amount (From)	Funding Amount (To)	Approved Est. Budget Amount	Matrix	Revisions to SP35/AP15 & AP20/AP23	Changes to Revised 2016- 17 OYAP	Proposed to Serve	AP-20 (Needs)
HOME FUNDING								New Activity		
Reprogram from Project 8.43-16 - HOME First-Time Home Buyer			HOME	(150,000)						
New Project 8.44-16 -Tenant Based Rental Assistance – Security Deposit Assistance	5952		HOME				150,000		Refer to 16-17 OYAP sections AP-15, AP-20, AP-35/38, AP-55	
Project 8.41-16 - HOME CHDO Set- Aside			HOME							
New CHDO Activity to be set-up in IDIS - Villa Hermosa Phase II Apartments (Includes 10% DSC)	Pending		HOME				308,000		Refer to 16-17 OYAP sections AP20, AP35/38, AP-55	

2016-2017 One Year Action Plan (OYAP)

Reprogram From/To	Geog Distrib	IDIS #	Reprogram From	Notes	New Project Funding Amount	Matrix	Obj/Out (AP-20 Needs)	Proposed to Assist	National Objective	Proposed Budget Amount
Reprog from 9.149-16 - CW PF Fund	County-wide	5853	CDBG	(200,000)		03	PF - SL3		-	-
3.129-16 -San Jacinto Mountain Community Center Project	District	5938	CDBG		200,000	03E	PF - SL1	3,786	SBA	1,200,000
Total Approved Buget \$1,200,000										
Reprog from 9.148-16 - CW Imp Fund	County-wide	5852	CDBG	(250,000)		03	PF - SL3		-	-
5.87-16 -Perris Valley Cemetery District Accessibility Improvements	District	5946	CDBG		250,000	03	PF - SL1	266,160	LMC - Presumed	250,000
Total Approved Buget \$250,000										
Reprog from 9.148-16 - CW Imp Fund	County-wide	5852	CDBG	(10,000)		03	PF - SL3			
3.130-16 - T.H.E. Center Facility Improvements	District	5949	CDBG		10,000	03B	PF - SL1	100	LMC - Presumed	10,000
Total Approved Buget \$10,000										
1.WD.14-16 - Code Enforcement Enhancement Program	City	5853	CDBG	(100,448)		15	Code Enf			
Reprog from 9.148-16 - CW Imp Fund	County-wide	5852	CDBG	(3,000)		03	PF - SL3			
2.74-16 - 2nd District Public Facility Fund	District	5879	CDBG	(5,000)		03	PF - SL3			
1.WD.15-16 - City of Wildomar Gateway Park Project	City	5940	CDBG		108,448	03F	PF - SL3	1,235	LMA	114,000
Total Approved Buget \$114,000										
3.99-13 - Hemet Senior Center Parking Lot Expansion Site Acquisition and Improvement Project	District	5472	CDBG	(100,000)	PY Resources	03A	PF - SL3			
Reprog from 9.149-16 - CW PF Fund	County-wide	5853	CDBG	(4,000)		03	PF - SL3			
3.128-16 - Community Food Pantry of Murrieta	District	5935	CDBG		104,000	03	PF - SL1	3,000	LMC - Presumed	300,000
Total Approved Buget \$300,000										

Reprog from 9.148-16 - CW Imp Fund	County-wide	5852	CDBG	(243,600)		03	PF - SL3			
2.71-16 - Eddie Dee Smith Senior Center	County-wide	5876	CDBG	(8,294)		05A	PF - SL3			
9.151-16 - Hunter Street Road Improvements	District	5945	CDBG		251,894	03K	PF - SL3	3,185	LMA	150,000
Total Approved Buget \$150,000										
9.150-16 - 20% of Receipted PI (Estimated, AP-15 \$74,398)	PI	5944	CDBG	Estimated 20% PI		21A	Admin		N/A	
				(924,342)		924,342				

AP20/23 Funding Adjustments		
PF- SL3	(\$823,894)	Decrease
Code Enfor	(\$100,448)	Decrease
PF- SL1	\$564,000	Increase
PF-SL3	\$360,342	Increase

AP20/23 PROPOSED	
PF - SL1	273,046
PF - SL3	4,420

HOME FUNDING					New Activity	
Reprogram from Project 8.43-16 - HOME First-Time Home Buyer			HOME	(150,000)		Refer to sections AP-15, AP-20, AP-35/38, AP-55
New Project 8.44-16 -Tenant Based Rental Assistance – Security Deposit Assistance			HOME		150,000	
Project 8.41-16 - HOME CHDO Set-Aside			HOME			Refer to sections AP20, AP35/38, AP-55
New CHDO Activity to be set-up in IDIS Villa Hermosa Phase II Apartments (Includes 10% DSC)			HOME		308,000	

COUNTY of RIVERSIDE
Economic Development Agency

Fiscal Year 2016-2017 Annual Action Plan
Substantial Amendment Report

New Projects - 2016-2017 Substantial Amendments Board Approved						
Sponsor	Project Title	Project Number	IDIS Number	Proposed Funding	Funded to date	Source
San Jacinto mountain Community Center	San Jacinto Mountain Community Center Project	3.129-16	5938	\$1,200,000	\$200,000	CDBG
Perris Valley Cemetery ADA Improvements	Perris Valley Cemetery District Accessibility Improvements	5.87-16	5946	\$250,000	\$250,000	CDBG
Therapeutic Horsemanship Equestrian Center, Inc.	T.H.E. Center Facility Improvements	3.130-16	5949	\$10,000	\$10,000	CDBG
County of Riverside - EDA	TBRA- Security Deposit Assistance program	8.44-16	5952	\$150,000		HOME
County of Riverside - EDA	CHDO- Villa Hermosa Phase II Apartments (Including 10% DSC)	8.41-16	Pending	\$308,000		HOME

Back-Up Projects- Board Approved - 2016-2017 OYAP						
Agency	Project Title	Project Number	IDIS Number	Proposed Funding		Source
City of Wildomar	City of Wildomar Gateway Park Project	1.WD.15-16	5940	\$114,000	\$108,448	CDBG
Community Food Pantry of Murrieta	Community Food Pantry of Murrieta	3.128-16	5935	\$300,000	\$104,000	CDBG
Riverside County Transportation Department	Hunter Street Road Improvements	9.151-16	5945	\$150,000	\$251,894	CDBG

Minor Amendments - 2016-2017 OYAP						
Agency	Project Title	Project Number	IDIS Number	Proposed Funding (AP-15)		Source
County of Riverside- EDA	CDBG Program Administration-20% PI (New project setup)	9.150-16	5944	\$74,398		20% CDBG PI

SUBMITTAL TO THE BOARD OF SUPERVISORS
COUNTY OF RIVERSIDE, STATE OF CALIFORNIA



ITEM
3.14
(ID # 2903)

MEETING DATE:
Tuesday, December 13, 2016


FROM : ECONOMIC DEVELOPMENT AGENCY (EDA):

SUBJECT: ECONOMIC DEVELOPMENT AGENCY (EDA): Approve Substantial Amendment to the 2016-2017 One-Year Action Plan of the 2014-2019 Five-Year Consolidated Plan, 3rd and 5th Districts [\$1,220,000], Community Development Block Grant 100%, CEQA Exempt

RECOMMENDED MOTION: That the Board of Supervisors:

1. Find that the substantial amendment to the 2016-2017 One-Year Action Plan of the 2014-2019 Five Year Consolidated plan (Substantial Amendment) is exempt from the California Environmental Quality Act (CEQA) pursuant to State CEQA Guidelines Section 15061(b)(3);

ACTION: Policy



Robert Field, Assistant County Director of Economic Development

11/4/2016

FINANCIAL DATA	Current Fiscal Year:	Next Fiscal Year:	Total Cost:	Ongoing Cost
COST	\$ 1,220,000	\$ 0	\$ 1,220,000	\$ 0
NET COUNTY COST	\$ 0	\$ 0	\$ 0	\$ 0
SOURCE OF FUNDS: Community Development Block Grant 100%			Budget Adjustment:	No
			For Fiscal Year:	2016/17

C.E.O. RECOMMENDATION: Approved

MINUTES OF THE BOARD OF SUPERVISORS

On motion of Supervisor Washington, seconded by Supervisor Ashley and duly carried, IT WAS ORDERED that the above matter is approved as recommended.

Ayes: Jeffries, Tavaglione Washington and Ashley
Nays: None
Absent: Benoit
Date: December 13, 2016
xc: EDA, Recorder

Kecia Harper-Ihem
Clerk of the Board

By: 
Deputy

3-14

**SUBMITTAL TO THE BOARD OF SUPERVISORS COUNTY OF RIVERSIDE,
STATE OF CALIFORNIA**

RECOMMENDED MOTION: That the Board of Supervisors:

2. Find that the Substantial Amendment is exempt from National Environmental Policy Act (NEPA) pursuant to Title 24 Code of Federal Regulations Section 58.34(a)(1) and (a)(3);
3. Approve the substantial amendment to the 2016-2017 One-Year Action Plan of the 2014-2019 Five-Year Consolidated Plan, to add the following CDBG projects which are fully described in Attachments A and B, attached hereto:

San Jacinto Mountain Community Center Project	\$1,200,000	Add New
-----------------------------------------------	-------------	---------

Orange Empire Railway Museum Project ADA Assessment	\$ 20,000	Add New
-----------------------------------------------------	-----------	---------

4. Direct staff to file a Notice of Exemption with the Clerk of the Board within 5 working days.

The U.S. Department of Housing and Urban Development (HUD) requires that all substantial amendments to the County's Five-Year Consolidated Plan and the One-Year Action Plan are subject to the Citizen Participation Plan and are approved by the Board of Supervisors and HUD. In accordance with the County of Riverside's Citizen Participation Plan for the 2014-2019 Five-Year Consolidated Plan, all new activities added to the 2016-2017 One-Year Action Plan, any significant increases in funding or changes to an existing project, or other changes or amendments to the 2014-2019 Five-Year Consolidated Plan are considered to be substantial amendments.

The Community Development Block Grant (CDBG) projects, as described in Attachments A and B, attached hereto, have been determined by staff to be eligible activities that meet a National Objective of the CDBG program. Staff recommends approval of the new CDBG projects as substantial amendments.

Pursuant to the California Environmental Quality Act (CEQA), the substantial amendment to the 2016-2017 One-Year Action Plan of the 2014-2019 Five-Year Consolidated Plan was reviewed and determined to be categorically exempt from CEQA under State CEQA Guidelines Section 15061(b)(3), General Rule or "Common Sense" exemption. The project, the Substantial Amendment to the 2016-2017 One-Year Action Plan of the 2014-2019 Five-Year Consolidated Plan is an administrative planning document that will only have financial effect. It can be seen with certainty that there is no possibility that the proposed substantial amendment may have a significant effect on the environment and will not lead to any direct or reasonably indirect physical impacts. The individual projects identified in the substantial amendment will be subject to separate CEQA environmental review prior to taking any choice limiting action or discretionary action on those specific projects. A Notice of Exemption will be filed by County

**SUBMITTAL TO THE BOARD OF SUPERVISORS COUNTY OF RIVERSIDE,
STATE OF CALIFORNIA**

staff with the County Clerk within five days of the approval of the substantial amendment of the 2016-2017 One Year Action Plan.

Furthermore, the substantial amendment to the 2016-2017 One-Year Action Plan of the 2014-2019 Five-Year Consolidated Plan was determined to be exempt from the provisions of the National Environmental Policy Act (NEPA) pursuant to Title 24 Code of Federal Regulations Sections 58.34 (a)(1) and (a)(3) since the proposed substantial amendment is an administrative activity. The individual projects identified in the substantial amendment of the 2016-2017 One-Year Action Plan will be subject to separate NEPA environmental review prior to taking any choice limiting action or discretionary action on those specific projects.

Pursuant to 24 CFR Section 91.105 and the Citizen Participation Plan, the Economic Development Agency published the required public notices notifying the public of the comment period for the proposed substantial amendments to the 2016-2017 One-Year Action Plan of the 2014-2019 Five-Year Consolidated Plan. No public comments have been received.

County Counsel has reviewed and approved the substantial amendment to the 2016-2017 One-Year Action Plan of the 2014-2019 Five-Year Consolidated Plan as to form.

Impact on Residents and Businesses

CDBG Activities:

San Jacinto Mountains Community Center: The San Jacinto Mountain Community Center, a 501 (c)(3) non-profit organization (d.b.a., Idyllwild Community Center), provides recreational, cultural, and social opportunities to the residents within the Idyllwild community. The Idyllwild Community Center will use CDBG funds for costs associated with the development of the facility. The 8,000 square foot facility is the second phase of improvements to the San Jacinto Mountain Community Center site and will include activities area, outdoor deck, a lobby/gallery, and other amenities.

Orange Empire Railway Museum ADA Assessment: CDBG funds will be used by the Orange Empire Railway Museum, a non-profit organization, to pay for costs associated with a comprehensive ADA accessibility assessment of the railway museum facility located in Perris.

SUPPLEMENTAL:

Additional Fiscal Information

No impact upon the County's General Fund

ATTACHMENTS:

SUBMITTAL TO THE BOARD OF SUPERVISORS COUNTY OF RIVERSIDE,
STATE OF CALIFORNIA

CDBG Attachments A and B - Project Descriptions
Public Notice and Proof of Publication

RF:JWW:SH:JT:ed 13414
2903



Gregory V. Priamos, Director County Counsel

11/7/2016



Rohini Dasika

12/5/2016

ATTACHMENT A
2016-2017 One Year Action Plan Amendment

- Project: San Jacinto Mountain Community Center / Multi-Use Community Building
- Eligibility: 24 CFR Section 570.201 (c)
- Sponsor: San Jacinto Mountain Community Center
- Address: 54201 Ridgeview Drive, Idyllwild, CA 92549

Funding: \$1,200,000

Project Description: The San Jacinto Mountain Community Center (d.b.a., Idyllwild Community Center) is a non-profit organization serving the residents within the Idyllwild community. The Idyllwild Community Center will use CDBG funds for costs associated with the development of the facility. The 8,000 square foot facility is the second phase of improvements to the San Jacinto Mountain Community Center site and will include activities area, outdoor deck, a lobby/gallery, and other amenities.

Site Location: 54201 Ridgeview Drive, Idyllwild, CA 92549

Benefit: 24 CFR Section 570.208(B)(1) Slum blight Area

Number Served: 2700

ATTACHMENT B
2016-2017 One Year Action Plan Amendment

- Project: Orange Empire Railway Museum ADA Assessment
- Eligibility: 24 CFR 570.205
- Sponsor: Orange Empire Railway Museum
- Address: 2201 South A Street, Perris, CA 92570

Funding: \$20,000

Project Description: The Orange Empire Railway Museum offers a large collection of railway locomotives, passenger and freight cars, streetcars, interurban electric cars, buildings, and other artifacts dating from the 1870's. The museum will use CDBG to conduct a comprehensive ADA/Accessibility assessment of the facility.

Site Location: 2201 South A Street, Perris, CA 92570

Benefit: Planning Activity

Notice of Public Comment Period
Substantial Amendment of the 2016-2017 One-Year Action Plan
of the 2014-2019 Five-Year Consolidated Plan

The County of Riverside hereby notifies concerned members of the public, pursuant to 24 CFR 91.105, 24 CFR 91.505, and the County's Citizens Participation Plan, of its intent to amend the 2016-2017 One-Year Action Plan of the 2014-2019 Consolidated Plan by the following actions:

San Jacinto Mountains Community Center	\$1,200,000	Add New CDBG Project
Orange Empire Railway Museum ADA Assessment	\$ 20,000	Add New CDBG Project

The Economic Development Agency has verified that the proposed activities are eligible uses that meet National Objectives under the CDBG program.

A determination regarding the proposed amendments to the 2016-2017 One Year Action Plan of the 2014-2019 Five Year Consolidated Plan has been scheduled on or about December 13, 2016, Riverside County Board of Supervisor's meeting, located at 4080 Lemon Street, Riverside, California.

Anyone interested in providing comments or obtaining additional information regarding this Consolidated Plan Substantial Amendment may do so by contacting the Economic Development Agency at: 3403 10th Street, Suite 400, Riverside, CA, 92501, (951) 955-8916, or Fax (951) 955-9505. Both oral and written comments for all of the above items must be received no later than 4:00 PM on December 9, 2016.

Input and comments can also be received by the U.S. Department of Housing and Urban Development, CPD Division, 611 West Sixth Street, Suite 800, Los Angeles, CA 90017. The telephone number is (213) 894-8000. Comments or objections received after December 9, 2016, will not be considered by HUD.

Accommodations under the Americans with Disabilities Act are available upon request. Requests must be made at least 72 hours prior to meeting. Later requests will be accommodated to the extent feasible. Please call the Clerk of the Board office at (951) 955-1069, from 8:00 a.m. to 5:00 p.m., Monday through Friday.

THE PRESS-ENTERPRISE

1825 Chicago Ave, Suite 100
Riverside, CA 92507
951-684-1200
951-368-9018 FAX

PROOF OF PUBLICATION (2010, 2015.5 C.C.P)

Publication(s): The Press-Enterprise

PROOF OF PUBLICATION OF

Ad Desc.:


I am a citizen of the United States. I am over the age of eighteen years and not a party to or interested in the above entitled matter. I am an authorized representative of THE PRESS-ENTERPRISE, a newspaper in general circulation, printed and published daily in the County of Riverside, and which newspaper has been adjudicated a newspaper of general circulation by the Superior Court of the County of Riverside, State of California, under date of April 25, 1952, Case Number 54446, under date of March 29, 1957, Case Number 65673, under date of August 25, 1995, Case Number 267864, and under date of September 16, 2013, Case Number RIC 1309013; that the notice, of which the annexed is a printed copy, has been published in said newspaper in accordance with the instructions of the person(s) requesting publication, and not in any supplement thereof on the following dates, to wit:

11/09/2016

I certify (or declare) under penalty of perjury that the foregoing is true and correct.

Date: Nov 09, 2016

At: Riverside, California



Legal Advertising Representative, The Press-Enterprise

WDC/EDA CO OF RIVERSIDE
PO BOX 1180
RIVERSIDE, CA 92502

Ad Number: 0010213328-01

P.O. Number:

Ad Copy:

Notice of Public Comment Period
Substantial Amendment to the 2016-2017 One-Year Action Plan
of the 2014-2019 Five-Year Consolidated Plan

The County of Riverside hereby notifies concerned members of the public, pursuant to 24 CFR 91.105, 24 CFR 91.505, and the County's Citizens Participation Plan, of its intent to amend the 2016-2017 One-Year Action Plan of the 2014-2019 Consolidated Plan by the following actions:

San Jacinto Mountains Community Center \$1,200,000 Add New CDBG Project

Orange Empire Railway Museum ADA Assessment \$ 20,000 Add New CDBG Project

The Economic Development Agency has verified that the proposed activities are eligible uses that meet National Objectives under the CDBG program.

A determination regarding the proposed amendments to the 2016-2017 One Year Action Plan of the 2014-2019 Five Year Consolidated Plan has been scheduled on or about December 13, 2016, Riverside County Board of Supervisor's meeting, located at 4080 Lemon Street, Riverside, California.

Anyone interested in providing comments or obtaining additional information regarding this Consolidated Plan Substantial Amendment may do so by contacting the Economic Development Agency at: 3403 10th Street, Suite 400, Riverside, CA, 92501, (951) 955-8916, or Fax (951) 955-8505. Both oral and written comments for all of the above items must be received no later than 4:00 PM on December 9, 2016.

Input and comments can also be received by the U.S. Department of Housing and Urban Development, CPD Division, 611 West Sixth Street, Suite 800, Los Angeles, CA 90017. The telephone number is (213) 894-8000. Comments or objections received after December 9, 2016, will not be considered by HUD.

Accommodations under the Americans with Disabilities Act are available upon request. Requests must be made at least 72 hours prior to meeting. Later requests will be accommodated to the extent feasible. Please call the Clerk of the Board office at (951) 955-1069, from 8:00 a.m. to 5:00 p.m., Monday through Friday.

11/9



Muchos han asistido a los talleres comunitarios del Centro Legal TODEC para conocer sus derechos, especialmente después de las elecciones presidenciales.

TODEC se prepara para lo peor

OFRECERÁN TALLERES PARA DAR A CONOCER DERECHOS A LOS INDOCUMENTADOS.

OLGA ROJAS
LAPRENSA.COM
@OLGAROJASNEWS

Los teléfonos del Centro Legal TODEC, en Perris, no han dejado de sonar después de las elecciones presidenciales.

"Hemos tenido un sinnúmero de llamadas. La gente tiene pánico, mucha ansiedad y angustia por lo que pueda suceder con las deportaciones," dijo Luz Gallegos, directora de programas comunitarios de la organización TODEC.

Por ello, el pasado sábado 12 de noviembre ofrecieron un taller gratuito en su sede, ubicada en 234 South D. Street, en Perris.

DETALLES

Qué: Taller Conoce tus Derechos
Cuándo: Viernes 9 de diciembre
Dónde: Moreno Valley Library
Dirección: 25490 Alessandro Boulevard
Hora: 2:00 - 4:00 pm
Información:
(951) 943-1955

"En este taller explicamos de manera sencilla cómo entender el sistema político, un presidente no puede cambiar todas las leyes. Les estamos diciendo que nuestra constitución nos apoya," dijo Gallegos.

Beneficiarios: DACA ansiosa

Informó que los jóvenes que se acogieron a la acción diferida DACA, están muy asustados. Añaden que pueden arrear no sólo con ellos, sino en sus familias indocumentadas.

Les recomienda que se mantengan en el programa. "Es algo que me puedo explicar, siento desesperación de la gente, los niños lloran y no quieren ir a las escuelas porque creen que cuando regresen sus padres no están," mencionó Gallegos entre sollozos.

Agregó que el taller

también explicarán cosas simples, por ejemplo, cómo organizarse si los agarra un oficial de inmigración, cómo dejar a hijos seguros para que no vayan a parar a un 'foster care' (hogar de cuidado). "Este taller va a traer un poquito de alivio, estamos dando apoyo moral. Aunque hay un alto riesgo con el presidente electo y nos estamos preparando para lo peor y para lo más extremo. También estamos orando con mucha fe, para que Dios cambie la mente y los corazones de la nueva administración. Tenemos fe en el sistema democrático," declaró Gallegos.

¿POR QUÉ VIVIR EN EL INLAND EMPIRE?

PANELISTAS HABLAN DE LAS RAZONES PARA RESIDIR EN ESTA ZONA

OLGA ROJAS
LAPRENSA.COM
@OLGAROJASNEWS

El Zócalo Public Square invitó recientemente a un panel para platicar sobre el futuro del Inland Empire.

La corresponsal de The New York Times, Jennifer Medina, sirvió de moderadora y empezó preguntando a cuatro panelistas qué tan optimistas están viviendo en esta región.

El economista, John Husing, señaló que se han agregado más de 100 mil nuevos empleos después de la recesión del 2008.

Luz Gallegos, directora de programas comunitarios del Centro Legal TODEC, en Perris, señaló que ha visto la comunidad inmigrante más atenta a las elecciones.

Mientras que Greer Sullivan, directora de Centro de Salud Comunitaria de la

Universidad de California en Riverside (UCR), mencionó que estuvo hace años en la región y recuerda la mala calidad del aire, y que ahora está mucho mejor.

Por su parte, el pastor, Samuel J. Casey, de Fontana, confesó que siendo un hombre de fe, sabe que construir una congregación significa ir en peque-

"Aquí tenemos familias que no tienen acceso a comidas saludables, y niños a quienes no se les está ofreciendo una educación de calidad."

-PASTOR SAMUEL J. CASEY-

ños pasos día a día.

Catastrófica pobreza

El economista Husing informó que 4.4 millones de personas viven en el Inland Empire y que en el condado de San Bernardino hay un índice de 27.4% de pobreza entre los niños y 10% entre personas de la tercera edad.

Mientras que en el Condado de Riverside el índice de pobreza infantil se ubica en 23% y entre personas mayores en 16%.

"Esto es catastrófico, especialmente porque nuestros niños son el futuro y la pobreza no está siendo incluida como prioridad para que las personas puedan moverse a la clase media."

Sullivan dijo que saben que la salud está conectada con la pobreza. "Si una persona no tiene trabajo, comida o tiene un pariente en prisión, todos estos factores van a tener un impacto en su salud".

Antes que se pueda enfrentar cualquier problema, tienes que reconocer que existe y colocarlo en una



De iz. a der. Jennifer Medina, corresponsal The New York Times, junto a los panelistas John Husing, Luz Gallegos, Greer Sullivan y Samuel J. Casey.

cara. Aquí tenemos familias que no tienen acceso a comidas saludables y niños a quienes no se les está ofreciendo una educación de calidad," dijo Casey.

Para Gallegos, el tema de la pobreza requiere un enfoque holístico.

"Estamos viendo todas esas grandes bodegas, que al final del día van a tener personas trabajando como robots, qué tipo de bienestar van a tener esas familias," dijo.

Contra las bodegas


Husing dijo que las bodegas podrían ser un punto de movilidad laboral y que las personas podrían subir en la escala socio-económica.

Este argumento lo refutó el pastor Casey, explicando que está trabajando en un negocio que no tiene seguro médico y que malviven parecen esclavos, porque les piden a trabajar prueba por 90 días, y se comien-

zan un ciclo que nunca termina.

En la misma posición estuvo Gallegos, quien expresó que nunca ha visto un trabajador de bodega escalar salarialmente y ser parte de la clase media, sino que se mantienen con un mínimo salario y viven de cheque en cheque.

Gallegos indicó que saben las necesidades y problemas de la comunidad, y que la solución es el compromiso civil.



CALIFORNIA WATER FIX

RELIABLE. CLEAN. WATER.

LA CLAVE PARA MEJORAR EL ENVEJECIENDO, NO CONFIABLE SISTEMA DE SUMINISTRO DE AGUA DEL ESTADO.

Descubra cómo te afecta en

iEfficient.com

#endwaterwaste

Notificación del Periodo de Comentarios Públicos
Enmienda Sustancial al Plan de Acción Anual 2016-2017
del Plan Consolidado de Cinco Años 2014-2019

El Condado de Riverside notifica a los miembros interesados del público, de conformidad con 24 CFR 91.105, 24 CFR 91.505 y el Plan de Participación Ciudadana del Condado, su intención de enmendar el Plan de Acción de Un Año 2016-2017 del Plan Consolidado 2014-2019 por las siguientes acciones:

San Jacinto Mountains Community Center	\$1,200,000 Agregar Nuevo Proyecto CDBG
Evaluación de Orange Empire Railway Museum ADA	\$20,000 Agregar Nuevo Proyecto CDBG

La Agencia de Desarrollo Económico ha verificado que las actividades propuestas son usos elegibles que cumplen con los Objetivos Nacionales bajo el programa de 2016.

Una determinación con respecto a las enmiendas propuestas al Plan de Acción de Un Año 2016-2017 del Plan Consolidado de Cinco Años 2014-2019 se ha programado aproximadamente el 13 de diciembre de 2016, en la reunión de la Junta de Supervisores del Condado de Riverside, ubicada en 4080 Lemon Street, Riverside, California.

Cualquier persona interesada en proporcionar comentarios o obtener información adicional acerca de esta Enmienda Sustancial del Plan Consolidado puede hacerlos contactando a la Agencia de Desarrollo Económico en: 3403 10th Street, Suite 400, Riverside, CA 92501, (951) 955-9916 o Fax (951) 955-9905. Los comentarios orales y escritos para todos los asuntos mencionados deberán recibirse a más tardar a las 4:00 PM del 9 de diciembre de 2016.

El Departamento de Vivienda y Desarrollo Urbano de los Estados Unidos, División CDF, 611 West Sixth Street, Suite 800, Los Angeles, CA 90017, también puede recibir comentarios y comentarios. El número de teléfono es (213) 894-6000. Los comentarios u objeciones recibidos después del 9 de diciembre de 2016, no serán considerados por HUD.

Las acomodaciones bajo la Ley de Estadounidenses con Capacidades están disponibles bajo petición. Las solicitudes deben hacerse al menos 72 horas antes de la reunión. Las solicitudes posteriores se acomodarán en la medida de lo posible. Por favor llame a la oficina del Secretario de la Junta al (951) 955-1160, de 8:00 a.m. a 5:00 p.m., de lunes a viernes.

Trigésima segunda

Feria Anual de Artesanías Festivas

Regalos hechos a mano de fina calidad




25 al 27 de Nov. en Hillside Farm
 3 al 4 de Dic. 345 Hillside Ave. Norco
 10am-4pm (Entre 5th & 6th St.)
 951-737-0414

<http://www.hillsidefarmnorco.com/>

**SUBMITTAL TO THE BOARD OF SUPERVISORS
COUNTY OF RIVERSIDE, STATE OF CALIFORNIA**



ITEM
3.10
(ID # 3550)

MEETING DATE:

Tuesday, March 14, 2017

FROM : ECONOMIC DEVELOPMENT AGENCY (EDA):

SUBJECT: ECONOMIC DEVELOPMENT AGENCY (EDA): Approve Substantial Amendment to the 2016-2017 One-Year Action Plan of the 2014-2019 Five-Year Consolidated Plan, 3rd and 5th District [\$260,000], Community Development Block Grant 100%, CEQA Exempt

RECOMMENDED MOTION: That the Board of Supervisors:

1. Find that the substantial amendment to the 2016-2017 One-Year Action Plan of the 2014-2019 Five-Year Consolidated Plan (Substantial Amendment) is exempt from the California Environmental Quality Act (CEQA) pursuant to State CEQA Guidelines Section 15061(b)(3);
2. Find that the Substantial Amendment is exempt from National Environmental Policy Act (NEPA) pursuant to Title 24 Code of Federal Regulations Section 58.34(a)(1) and (a)(3);

ACTION: (Policy)

Robert Field, Assistant County Executive Officer/EDA

2/8/2017

MINUTES OF THE BOARD OF SUPERVISORS

On motion of Supervisor Washington, seconded by Supervisor Ashley and duly carried by unanimous vote, IT WAS ORDERED that the above matter is approved as recommended.

Ayes: Jeffries, Tavaglione, Washington and Ashley
Nays: None
Absent: None
Date: March 14, 2017
xc: EDA, Recorder

Kecia Harper-Ihem
Clerk of the Board

By:

Deputy

**SUBMITTAL TO THE BOARD OF SUPERVISORS COUNTY OF RIVERSIDE,
STATE OF CALIFORNIA**

RECOMMENDED MOTION: That the Board of Supervisors:

3. Approve the substantial amendment to the 2016-2017 One-Year Action Plan of the 2014-2019 Five-Year Consolidated Plan, to add the following Community Development Block Grant (CDBG) projects which are fully described in Attachments A and B, attached hereto:

Perris Valley Cemetery District \$250,000 Add New CDBG Project
Accessibility Improvements

T.H.E. Center Facility Improvements \$ 10,000 Add New CDBG Project

4. Direct staff to file a Notice of Exemption with the Clerk of the Board within 5 working days.

FINANCIAL DATA	Current Fiscal Year:	Next Fiscal Year:	Total Cost:	Ongoing Cost
COST	\$ 260,000	\$ 0	\$ 260,000	\$ 0
NET COUNTY COST	\$ 0	\$ 0	\$ 0	\$ 0
SOURCE OF FUNDS: Community Development Block Grant 100%			Budget Adjustment:	No
			For Fiscal Year:	2016/17

C.E.O. RECOMMENDATION: Approve

BACKGROUND:

Summary

The U.S. Department of Housing and Urban Development (HUD) requires that all substantial amendments to the County's Five-Year Consolidated Plan and the One-Year Action Plan are subject to the Citizen Participation Plan and are approved by the Board of Supervisors and HUD. In accordance with the County of Riverside's Citizen Participation Plan for the 2014-2019 Five-Year Consolidated Plan, all new activities added to the 2016-2017 One-Year Action Plan, any significant increases in funding or changes to an existing project, or other changes or amendments to the 2014-2019 Five-Year Consolidated Plan, are considered to be substantial amendments.

The CDBG projects, as described in Attachments A and B, attached hereto, have been determined by staff to be eligible activities that meet a National Objective of the CDBG program. Staff recommends approval of the new CDBG projects as substantial amendments.

Pursuant to the California Environmental Quality Act (CEQA), the substantial amendment to the 2016-2017 One-Year Action Plan of the 2014-2019 Five-Year Consolidated Plan was reviewed and determined to be categorically exempt from CEQA under State CEQA Guidelines Section 15061(b)(3), General Rule or "Common Sense" exemption. The project, the Substantial Amendment to the 2016-2017 One-Year Action Plan of the 2014-2019 Five-Year Consolidated

**SUBMITTAL TO THE BOARD OF SUPERVISORS COUNTY OF RIVERSIDE,
STATE OF CALIFORNIA**

Plan is an administrative planning and it can be seen with certainty that there is no possibility that the proposed substantial amendment may have a significant effect on the environment and will not lead to any direct or reasonably indirect physical impacts since the impacts will be purely administrative and financial. The individual projects identified in the substantial amendment will be subject to separate CEQA environmental review prior to taking any choice limiting action or discretionary action on those specific projects. A Notice of Exemption will be filed by County staff with the County Clerk within five days of the approval of the substantial amendment of the 2016-2017 One-Year Action Plan.

Furthermore, the substantial amendment to the 2016-2017 One-Year Action Plan of the 2014-2019 Five-Year Consolidated Plan was determined to be exempt from the provisions of the National Environmental Policy Act (NEPA) pursuant to Title 24 Code of Federal Regulations Sections 58.34 (a)(1) and (a)(3) since the proposed substantial amendment is an administrative activity. The Individual projects identified in the substantial amendment of the 2016-2017 One-Year Action Plan will be subject to separate NEPA environmental review prior to taking any choice limiting action or discretionary action on those specific projects.

Pursuant to 24 CFR Section 91.105 and the Citizen Participation Plan, the Economic Development Agency published the required public notices notifying the public of the comment period for the proposed substantial amendments to the 2016-2017 One-Year Action Plan of the 2014-2019 Five Year Consolidated Plan. No Public Comments have been received.

County Counsel has reviewed and approved the substantial amendment to the 2016-2017 One-Year Action Plan of the 2014-2019 Five-Year Consolidated Plan as to form.

Impact on Residents and Businesses

CDBG Activities:

Perris Valley Cemetery Accessibility Improvements: The Perris Valley Cemetery District (PVCD) provides affordable burial services for residents within three supervisorial districts (1st, 3rd, and 5th). The CDBG funding will all for the design and construction of Americans with Disabilities (ADA) compliant restrooms, paths of travel, parking and other accessibility improvements at the facility.

T.H.E. Center Facility Improvements: T.H.E. Center is a nonprofit corporation that provides programs and services dedicated to improving the cognitive, physical, and psychological abilities of children and adults with disabilities through a therapeutic horsemanship program. T.H.E. Center will use CDBG funds to pay for permits and fees associated with the installation of two manufactured classroom/training units to better serve the facility's clients.

SUPPLEMENTAL:

Additional Fiscal Information

**SUBMITTAL TO THE BOARD OF SUPERVISORS COUNTY OF RIVERSIDE,
STATE OF CALIFORNIA**

No Impact upon the County's General Fund


ATTACHMENTS:

CDBG Attachments A and B – Project Descriptions
Public Notice and Proof of Publication

RF:JVW:SH:JT:ED MT 3550


Rohini Dasika, Principal Management Analyst

3/6/2017


Gregory L. Priapos, Director County Counsel

2/10/2017

ATTACHMENT A
2016-2017 One Year Action Plan Amendment

- Project: Perris Valley Cemetery District Americans with Disabilities Act (ADA) Improvements
- Eligibility: Title 24 Code of Federal Regulations (CFR) Section 570.201 (c)
- Sponsor: Perris Valley Cemetery District / County of Riverside
- Address: 3403 Tenth Street, Suite 400, Riverside, CA 92501

Funding: \$250,000

Project Description: The Perris Valley Cemetery District (PVCD) provides affordable burial services for residents within three supervisorial districts (1st, 3rd, and 5th). CDBG funds will be used for design and construction of ADA compliant restrooms, paths of travel, and parking.

Site Location: Perris Valley Cemetery District
915 North Perris Blvd, Perris, CA 92571

Benefit: 24 CFR 570.208 (a)(2)(i)(A) – Low/Mod Clientele Presumed

Number Served: 266,160

ATTACHMENT B
2016-2017 One Year Action Plan Amendment

- Project: T.H.E. Center Facility Improvements
- Eligibility: Title 24 Code of Federal Regulations (CFR) Section 570.201 (c)
- Sponsor: Therapeutic Horsemanship Equestrian Center, Inc.
- Address: PO Box 5337, Hemet, CA 92544

Funding: \$10,000

Project Description: T.H.E. Center is a nonprofit corporation that provides programs and services dedicated to improving the cognitive, physical, and psychological abilities of children and adults with disabilities through therapeutic horsemanship program. T.H.E. Center will use CDBG funds to pay for permits and fees associated with the installation of two manufactured classroom/training units.

Site Location: 27260 Girard Street, Hemet, CA 92544

Benefit: 24 CFR 570.208 (a)(2)(i)(A) – Low/Mod Clientele Presumed

Number Served: 100

Notice of Public Comment Period
Substantial Amendment of the 2016-2017 One-Year Action Plan
and the 2014-2019 Five-Year Consolidated Plan

The County of Riverside hereby notifies concerned members of the public, pursuant to *24 CFR 91.105*, *24 CFR 91.505*, and the County's Citizens Participation Plan, of its intent to amend the 2016-2017 One-Year Action Plan of the 2014-2019 Consolidated Plan by the following actions:

Perris Valley Cemetery Accessibility Improvements	\$250,000	Add New CDBG Project
T.H.E. Center Facility Improvements	\$ 10,000	Add New CDBG Project

The Economic Development Agency has verified that the proposed activities are eligible uses that meet National Objectives under the CDBG program.

A determination regarding the proposed amendments to the 2016-2017 One Year Action Plan and the 2014-2019 Five Year Consolidated Plan has been scheduled on or about March 14, 2017, Riverside County Board of Supervisor's meeting, located at 4080 Lemon Street, Riverside, California.

Anyone interested in providing comments or obtaining additional information regarding this Consolidated Plan Substantial Amendment may do so by contacting the Economic Development Agency at: 3403 10th Street, Suite 400, Riverside, CA, 92501, (951) 955-8916, or Fax (951) 955-9505. Both oral and written comments for all of the above items must be received no later than 4:00 PM on March 8, 2017.

Input and comments can also be received by the U.S. Department of Housing and Urban Development, CPD Division, 611 West Sixth Street, Suite 800, Los Angeles, CA 90017. The telephone number is (213) 894-8000. Comments or objections received after March 8, 2017, will not be considered by HUD.

Accommodations under the Americans with Disabilities Act are available upon request. Requests must be made at least 72 hours prior to meeting. Later requests will be accommodated to the extent feasible. Please call the Clerk of the Board office at (951) 955-1069, from 8:00 a.m. to 5:00 p.m., Monday through Friday.

THE PRESS-ENTERPRISE

1825 Chicago Ave, Suite 100
Riverside, CA 92507
951-684-1200
951-368-9018 FAX

PROOF OF PUBLICATION
(2010, 2015.5 C.C.P)

Publication(s): The Press-Enterprise

PROOF OF PUBLICATION OF

Ad Desc.: /

I am a citizen of the United States. I am over the age of eighteen years and not a party to or interested in the above entitled matter. I am an authorized representative of THE PRESS-ENTERPRISE, a newspaper in general circulation, printed and published daily in the County of Riverside, and which newspaper has been adjudicated a newspaper of general circulation by the Superior Court of the County of Riverside, State of California, under date of April 25, 1952, Case Number 54448, under date of March 29, 1967, Case Number 65673, under date of August 25, 1995, Case Number 267864, and under date of September 16, 2013, Case Number RIC 1309013; that the notice, of which the annexed is a printed copy, has been published in said newspaper in accordance with the instructions of the person(s) requesting publication, and not in any supplement thereof on the following dates, to wit:

02/01/2017

I certify (or declare) under penalty of perjury that the foregoing is true and correct.

Date: February 01, 2017
At: Riverside, California



Legal Advertising Representative, The Press-Enterprise

WDC/EDA CO OF RIVERSIDE
PO BOX 1180
RIVERSIDE, CA 92502

Ad Number: 0010890568-01

P.O. Number:

Ad Copy:

Notice of Public Comment Period
Substantial Amendment of the 2016-2017 One-Year Action Plan
and the 2014-2019 Five-Year Consolidated Plan

The County of Riverside hereby notifies concerned members of the public, pursuant to 24 CFR 91.105, 24 CFR 91.305, and the County's Citizens Participation Plan, of its intent to amend the 2016-2017 One-Year Action Plan of the 2014-2019 Consolidated Plan by the following actions:

Perris Valley Cemetery Accessibility Improvements	\$250,000	Add New CDBG Project
THE Center Facility Improvements	\$10,000	Add New CDBG Project

The Economic Development Agency has verified that the proposed activities are eligible uses that meet National Objectives under the CDBG program.

A determination regarding the proposed amendments to the 2016-2017 One Year Action Plan and the 2014-2019 Five Year Consolidated Plan has been scheduled on or about March 14, 2017, Riverside County Board of Supervisor's meeting, located at 4080 Lemon Street, Riverside, California.

Anyone interested in providing comments or obtaining additional information regarding this Consolidated Plan Substantial Amendment may do so by contacting the Economic Development Agency at: 3403 10th Street, Suite 400, Riverside, CA, 92501, (951) 955-6916, or Fax (951) 955-9505. Both oral and written comments for all of the above items must be received no later than 4:00 PM on March 8, 2017.

Input and comments can also be received by the U.S. Department of Housing and Urban Development, CPD Division, 611 West Sixth Street, Suite 800, Los Angeles, CA 90017. The telephone number is (213) 894-8000. Comments or objections received after March 8, 2017, will not be considered by HUD.

Accommodations under the Americans with Disabilities Act are available upon request. Requests must be made at least 72 hours prior to meeting. Later requests will be accommodated to the extent feasible. Please call the Clerk of the Board office at (951) 955-1069, from 8:00 a.m. to 5:00 p.m., Monday through Friday.

2/1

Salen a contar a los que viven 'sin techo'

OBSERVAN LAS TENDENCIAS AL ALZA EN LOS CONDADOS DEL ÁREA

ÁNGELA MARÍA NASO
ANASO@SCNG.COM

Kevin DeMarco pasa la mayor parte de su día sentado frente a una iglesia mientras espera alguna limosna.

Sostiene un cartel en la mano que anuncia que necesita ayuda. Salud y dice buenos días con una sonrisa amable.

El hombre de 53 años, perdió su trabajo de fontanero y no ha podido recuperarse asegura. Dice que prefiere dormir a la intemperie que en los albergues locales.

DeMarco fue uno de cientos de individuos sin techo que fueron parte del censo biennial que se lleva a cabo a finales de enero.

Los Condados se encargan de movilizar a voluntarios para que salgan temprano por la mañana en busca de personas desamparadas y poder contabilizarlos. Los resultados se revelan en la primavera.

Para enfocar recursos

El fin de la encuesta es de medir cuántas personas están viviendo sin techo, determinar la necesidad existente y guiar las decisiones para determinar cómo utilizar los recursos disponibles.

La encuesta recolecta

NÚMERO DE DESAMPARADOS

Condado de Los Ángeles: **43,854**
Condado de Orange: **4,500**
Condado de Riverside: **2,165**
Condado de San Bernardino: **1,887**

Fuente: Point in Time Community Count Report

datos importantes e incluye si son veteranos, familias, jóvenes o individuos que han estado viviendo en las calles por mucho tiempo.

Miles de desamparados

En 2016, se contaron 2,165 individuos desamparados en el Condado de Riverside. De éstos, 1,351 vivían en la calle como DeMarco.

Un especialista del sinhogarismo del Condado de Riverside, Mike Whitham, quien encabezó el grupo de voluntarios que entrevistaron a DeMarco, estima que las cifras de 2017 pueden haber subido dado que ha observado bastantes rostros nuevos.

Whitham los reconoce porque su trabajo es el de pasearse por las calles para hablarles e informarles de los servicios disponibles.



Robert Gibbons, derecha, quien vive en la calle, es entrevistado por voluntarios durante una encuesta biennial. California cuenta con 115,738, la población desamparada más numerosa del país.

Cuando empezó el trabajo pensó que sería fácil el poder alijarlos. Sin embargo, ahora se alegra si puede hospedar a, por lo menos, dos personas al año.

Otros creen que parte del problema es que la comunidad se debería de involucrar más.

"Nosotros tenemos que acercarnos más a ellos que esperar que ellos nos vengán a nosotros", dijo Vadim Demeniyev, un pastor de iglesia.

Algunos piensan que es cuestión de voluntad propia ya que algunos desamparados han decidido que el estar sin hogar es su estilo de vida y no tienen deseos de cambiarlo.

¿Qué hacer si ves a alguien durmiendo en la calle?

1. Pararse a hablar con la persona. A veces, un rato de conversación y escuchar a la persona que vive en la calle son más útiles que dar dinero o cosas materiales. Es una manera de hacer visible a la persona.
2. Dar dinero. Aunque no sabe si es útil o no dar dinero a una persona que vive en la calle, se lo dejaremos a su criterio.
3. Dar comida. Pero en el caso que la persona esté durmiendo, es mejor no despertarla.

Fuente: <http://www.angeloford.org/>

"Los recursos están a la mano pero ellos son los que deciden si los quieren aprovechar", los dijo Dwayne Hodge, un agente de policía de Cathedral City, al diario *The Desert Sun*.

Según Hodge, la barrera más seria que afrontan

para salirse de la miseria es la adicción y el abuso de sustancias. Ha visto de cerca que las metanfetaminas y la heroína son las drogas más comunes que se consumen. También ve el abuso de la marihuana y el alcoholismo.

Tom Hernández, director de los servicios para los desamparados del Condado de San Bernardino, explicó que el enfoque de la encuesta era en los que han vivido sin techo por más de un año. Dicho Condado ha adoptado el modelo llamado "Housing First" donde se procura alojarlos primero dado que es más barato que dejarlos en la calle. "Si los servicios funcionan adecuadamente, las cifras deberían de ir bajando".

En 2015, se reportaron más de medio millón de personas sin techo en Estados Unidos. La mayoría fueron hombres blancos o negros. Un 20% fueron hispanos.

¿Qué significa la aprobación de la educación bilingüe?



María Copete, maestra de historia mundial, ayuda a dos de sus alumnos de una clase de inmersión dual en Roosevelt High School en Eastvale. Los programas de inmersión dual han estado expandiendo en la región desde la primaria hasta la preparatoria.

ÁNGELA MARÍA NASO
ANASO@SCNG.COM

La Proposición 58, que fue aprobada por los votantes californianos en las elecciones de noviembre, entrará en vigor el julio de 2017 y dará a los distritos escolares más control sobre la implementación de programas bilingües y otras opciones en cómo se enseña a los estudiantes que están aprendiendo el inglés como segundo idioma.

¿Qué son los programas duales?

Se trata de un modelo educativo bilingüe que combina a estudiantes dominantes en el inglés con los que hablan otros idiomas en la misma aula para que ambos aprendan a ser bilingües y biculturales. Los programas de inmersión dual, o duales, se basan en los modelos que se usan en Canadá para que los estudiantes dominantes en el inglés aprendan el francés.

¿Hubo programas duales antes?

Si. Estos programas ya han existido antes y siguen existiendo en el estado. Según Edsource, existen 425 escuelas públicas que ya cuentan con un programa dual. Por otro lado, el Departamento de Educación de California ha reportado 11 escuelas en el Condado de Orange y en los Condados de Riverside y San Bernardino respectivamente.

¿Los programas duales serán obligatorios?

No. Solamente serán una opción educativa para los padres de familia. Las escuelas y los distritos pueden diseñar programas adaptados a las necesidades de los alumnos y la comunidad. La nueva ley dicta, sin embargo, que si hay 30 padres que quieren un programa dual o bilingüe en una escuela, los administradores tienen que explorar cómo ofrecerlo.

¿Habrá suficientes maestros capacitados?

Los expertos creen que no habrá suficientes maestros capacitados para estos programas dado que existe una escasez a través del estado y más en las asignaturas especializadas como son las ciencias, las matemáticas y la educación especial.

¿Cuáles serán los idiomas que se enseñarán?

La mayoría de los programas se darán en español y en inglés, aunque también hay otros idiomas que se ofrecen como el japonés, el coreano y el chino, entre otros.

Cuando un 83.5% de los aproximadamente 1.4 millones de estudiantes quienes están aprendiendo el inglés hablan el español como lengua materna, es más probable que haya más programas duales que se ofrezcan en español e inglés.

PROPOSICIÓN 58

Dará a los distritos escolares más control sobre la implementación de programas bilingües y otras opciones en la manera que se enseña a los estudiantes que están aprendiendo el inglés como segundo idioma. Anula la Ley de Solo el Inglés.

¿Los programas duales funcionan?

Los resultados de los estudios de investigación muestran que estos programas funcionan. Se consideran una opción educativa enriquecedora para los alumnos. Otras ventajas incluyen mejor rendimiento escolar y el desarrollo de actitudes positivas hacia el bilingüismo y los miembros de otros grupos culturales. Los investigadores indican que hay que esperar hasta la preparatoria cuando estos estudiantes de programas duales tienden a rebasar a los demás.

¿Hay algunas desventajas de estos programas?

Estos programas pueden ser intermitentes dado el panorama político. Para poder ser duraderos, tienen que contar con el apoyo necesario de los administradores, maestros y padres de familia. Los estudiantes y sus familias, por su parte, tienen que comprometerse con el plan de estudios ya que, por lo general, empieza en el kinder y progresan hasta el octavo o noveno grado.

CALENDARIO COMUNITARIO

REDACCIÓN LA PRENSA

JUNTA COMUNITARIA PARA UNA VIDA SALUDABLE

JURUPA VALLEY • La organización Healthy Jurupa Valley invita al público a su junta comunitaria "Viviendo una Vida Saludable". Habrá actividades divertidas para los presentes. Llamar para registrarse.

Cuando: Martes 7 de febrero
Hora: 9:45 a.m. a 11:00 a.m.
Dónde: Crestmore Manor Carriage House, 4600 Crestmore Rd. Jurupa Valley
Contacto: Josie Gaytan 951.261.4334, josie@we-reborn.org

TALLER DE ASISTENCIA GRATUITA PARA INMIGRACIÓN

RANCHO CUCAMONGA • TODEC Legal center y la Iglesia del Sagrado Corazón tendrán un taller informativo de inmigración, en el cual se ayudará a las personas a llenar la solicitud de Ciudadanía, además de orientarlos sobre todo el proceso de Naturalización. Conozca sus derechos como inmigrante.

Para completar la solicitud contacte a TODEC para saber qué información y documentos son necesarios.
Cuando: Sábado 11 de febrero
Hora: 5:00 p.m. a 7:00 p.m.
Dónde: Sacred Heart Catholic Church, 12704 Foothill Blvd. Rancho Cucamonga
Contacto: TODEC Legal Center (951) 913-4955 www.TODEC.org

SEXTA FERIA ANUAL DE LA SALUD

RIVERSIDE • LULAC y varias organizaciones de la región del Inland Empire, ofrecerán al público su Sexta Feria Anual de la Salud, en la cual se ofrecerán servicios gratuitos a las primeras personas que se presenten.

Los servicios incluyen: Tratamientos dentales, Exámenes de la vista, consultas médicas, exámenes de diabetes, vacunas para la gripe, exámenes del VIH/ETS, entre otros.

Cuando: Sábado 25 de febrero
Hora: 8:00 a.m. a 4:00 p.m.
Dónde: Centro Comunitario Cesar Chavez, 2060 University Dr. Riverside
Contacto: Gilberto Esquivel 951.236.3171, www.lulacfriverside.com

FERIA DE SALUD DEL CONDADO DE SAN BERNARDINO

SAN BERNARDINO • Lestonnac Free Clinic ofrecerá una Feria de Salud este 25 de febrero de 10 a.m. a 3 p.m. en el Concorde Career College, en donde se ofrecerán exámenes médicos, extracciones dentales y rellenos, así como exámenes de la vista.

Cuando: Sábado 25 de febrero
Hora: 10:00 a.m. a 3:00 p.m.
Dónde: Concorde Career College, 201 E. Airport Drive, San Bernardino
Contacto: 714.633.4600, www.lestonnacfreeclinic.org

NOTIFICACIÓN DEL PERÍODO DE COMENTARIOS PÚBLICOS

Modificación Sustancial del Plan de Acción de un Año 2016-2017 y el Plan Consolidado de Cinco Años 2014-2019

El Condado de Riverside notifica a los miembros interesados del Plan de Acción de un Año 2016-2017 y al Plan Consolidado de Cinco Años 2014-2019 se ha programado para el 14 de marzo de 2017, en la reunión de la Junta de Supervisores del Condado de Riverside, ubicada en el 4080 Lemon Street, Riverside, California.

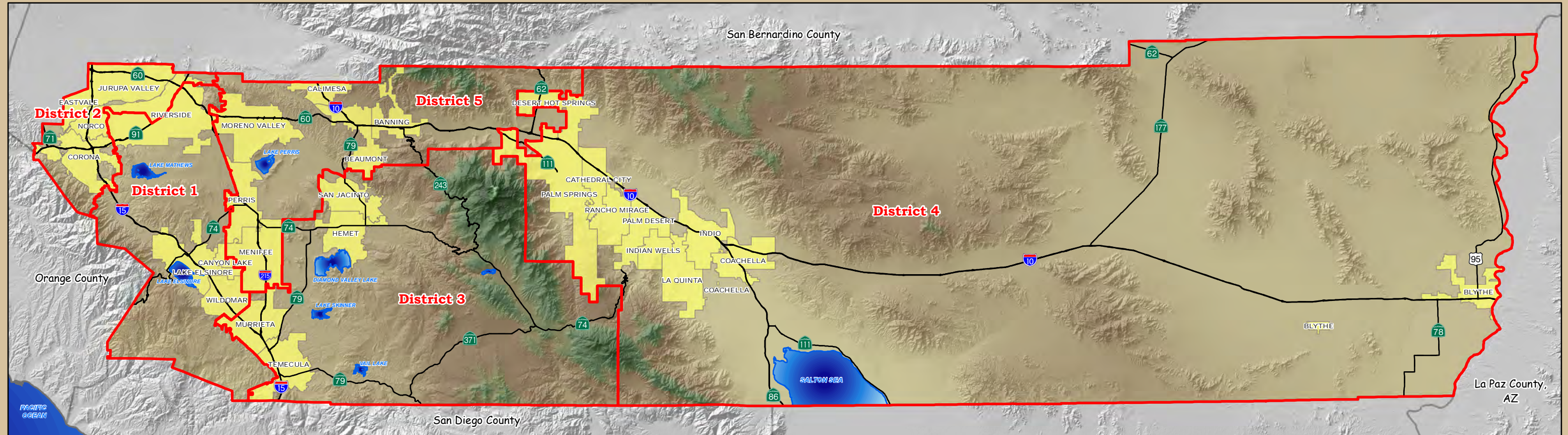
Cualquier persona interesada en proporcionar comentarios o obtener información adicional acerca de esta Enmienda Sustancial del Plan Consolidado puede hacerlo contactando a la Agencia de Desarrollo Económico en 3403 10th Street, Suite 400, Riverside, CA, 92501, (951) 955-9918 o fax (951) 955-9505. Los comentarios orales y escritos para todos los asuntos mencionados deben ser recibidos no más tarde de las 4:00 PM del 8 de marzo de 2017.






El Departamento de Vivienda y Desarrollo Urbano de los Estados Unidos, Division CPD, 611 West Sixth Street, Suite 800, Los Angeles, CA 90017, también puede recibir aperturas y comentarios. El número de teléfono es el (213) 631-8000. Los comentarios u objeciones recibidos después del 8 de marzo de 2017, no serán considerados por HUD.

Las acomodaciones bajo la Ley Estadounidense con Discapacidades están disponibles bajo petición. Las solicitudes deben hacerse al menos 72 horas antes de la reunión. Las solicitudes posteriores se acomodarán en la medida de lo posible. Por favor llame a la oficina del Secretario de la Junta al (951) 955-1069, de 8:00 a.m. a 5:00 p.m., de lunes a viernes.

Supervisory Districts

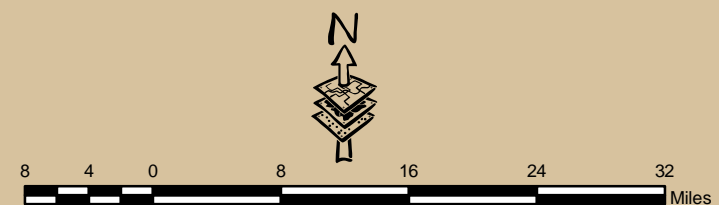
County of Riverside



Supervisor Kevin Jeffries District 1 (951) 955-1010 	Supervisor John Tavaglione District 2 (951) 955-1020 	Supervisor Chuck Washington District 3 (951) 955-1030 	Supervisor V. Manuel Perez District 4 (760) 863-8211 	Supervisor Marion Ashley District 5 (951) 955-1050 
Representing the Cities of : Canyon Lake Lake Elsinore Riverside (most portions) Wildomar	Representing the Cities of : Corona Eastvale Jurupa Valley Norco Riverside (portion of)	Representing the Cities of: Hemet Murrieta San Jacinto Temecula	Representing the Cities of: Blythe Cathedral City Coachella Desert Hot Springs Indian Wells Indio La Quinta Palm Desert Palm Springs Rancho Mirage	Representing the Cities of: Banning Beaumont Calimesa Menifee Moreno Valley Perris



Coordinate System: NAD83 State Plane VI FIPS0406 (Feet)
Author : County of Riverside Information Technology - GIS Section
Source : County of Riverside, USGS
June 20, 2017



APPENDIX E

CDBG Tables 1-4 and HOME Figures 1-16

Housing and Community Development Activities			Priority Need	5 - Year Quantities (Number of Activities)																				Cumulative		Cumulative Estimated dollar amount	Cumulative Expended dollar amount
				Year 1 (2014/15)				Year 2 (2015/16)				Year 3 (2016/17)				Year 4 (2017/18)				Year 5 (2018/19)							
				1 Year Goal	Actual	Est. Dollar Amt.	Actual Expended	1 Year Goal	Actual	Est. Dollar Amt.	Actual Expended	1 Year Goal	Actual	Est. Dollar Amt.	Actual Expended	1 Year Goal	Actual	Est. Dollar Amt.	Actual Expended	1 Year Goal	Actual	Est. Dollar Amt.	Actual Expended	Goals	Actuals		
01	Acquisition of Real Property 570.201(a)		M	0	0	\$0	\$0	0	0	\$0	\$0	0	0	\$0	\$0							0	0	\$0	\$0		
Public Facilities and Improvements																											
03	Public Facilities and Improvements (General) 570.201 (c)		H	11	7			11	5			8	5									30	17				
03A	Senior Centers 570.201(c)		H	1	1			3	2			0	0									4	3				
03B	Handicapped Centers 570.201 (c)		H	1	1			2	1			2	3									5	5				
03C	Homeless Facilities (not operating costs) 570.201 (c)		H	0	0			0	0			1	1									1	1				
03D	Youth Centers 570.201 (c)		H	0	0			0	0			0	0									0	0				
03E	Neighborhood Facilities 570.201 (c)		H	3	2			0	2			3	0									6	4				
03F	Parks, Recreational Facilities 570.201 (c)		H	4	4			13	6			4	6									21	16				
03G	Parking Improvements		M	0	0			0	0			1	0									1	0				
03I	Flood Drain Improvements 570.201 (c)		H	0	0			0	0			0	0									0	0				
03J	Water/Sewer Improvements 570.201 (c)		H	0	0			3	1			1	2									4	3				
03K	Street Improvements 570.201 (c)		H	0	3			6	1			1	1									7	5				
03L	Sidewalks 570.201 (c)		H	3	2			3	2			4	5									10	9				
03M	Child Care Centers 570.201 (c)		H	0	0			0	0			1	0									1	0				
03O	Fire Stations/Equipment 570.201 (c)		M	0	0			0	0			0	0									0	0				
03P	Health Facilities 570.201 (c)		H	0	0			0	0			0	0									0	0				
03S	Facilities fir AIDS Patients (not operating costs) 570.201 (c)		H	0	0			2	0			1	3									3	3				
	TOTAL Public Facilities and Improvements			23	20	\$3,661,512	\$4,693,542	43	20	\$3,594,231	\$3,098,847	27	26	\$4,032,655	\$3,777,190	0	0	\$0	\$0	0	0	\$0	\$0	93	66	\$11,288,398	\$11,569,579
04	Clearance and Demolition 570.201(d)		M	0	0	\$0	\$0	0	0	\$0	\$0	0	0	\$0	\$0	0	0	\$0	\$0	0	0	\$0	\$0	0	0	\$0	\$0
Public Services																											
03T	Operating Costs of Homeless/AIDS Patients Programs		H	3	3			7	7			6	6									16	16				
05	Public Services (General) 570.201(e)		H	23	23			23	23			17	17									63	63				
05A	Senior Services 570.201(e)		H	5	5			5	5			5	5									15	15				
05B	Handicapped Services 570.201(e)		H	1	1			0	0			0	0									1	1				
05D	Youth Services 570.201(e)		H	8	8			2	2			2	2									12	12				
05F	Substance Abuse Services 570.201(e)		H	1	1			0	0			0	0									1	1				
05G	Battered and Abused Spouses 570.201(e)		H	1	1			2	2			1	1									4	4				

Housing and Community Development Activities		Priority Need	5 - Year Quantities (Number of Activities)																						Cumulative		Cumulative Estimated dollar amount	Cumulative Expended dollar amount
			Year 1 (2014/15)				Year 2 (2015/16)				Year 3 (2016/17)				Year 4 (2017/18)				Year 5 (2018/19)									
			1 Year Goal	Actual	Est. Dollar Amt.	Actual Expended	1 Year Goal	Actual	Est. Dollar Amt.	Actual Expended	1 Year Goal	Actual	Est. Dollar Amt.	Actual Expended	1 Year Goal	Actual	Est. Dollar Amt.	Actual Expended	1 Year Goal	Actual	Est. Dollar Amt.	Actual Expended	Goals	Actuals				
05H	Employment Training	H	0	0			0	0			1	1									1	1						
05L	Child Care Services 570.201(e)	H	1	1			1	1			2	2									4	4						
05M	Health Services 570.201(e)	H	1	1			0	0			2	2									3	3						
05N	Abused and Neglected Children 570.201(e)	H	1	1			3	3			3	3									7	7						
05O	Mental Health Services	H	1	1			1	1			0	0									2	2						
05V	Neighborhood Cleanups	H	0	0			1	1			1	1									2	2						
05W	Food Banks	H	0	0			5	5			5	5									10	10						
TOTAL Public Services			46	46	\$1,092,065	\$1,052,077	50	50	\$1,096,260	\$1,118,669	45	45	\$1,051,168	\$1,110,324	0	0	\$0	\$0	0	0	141	141	\$3,239,493	\$3,281,070				
06	Interim Assistance 570.201(f)	H	1	3	\$100,000	\$703,667	0	0	\$0	\$0			\$0	\$0			\$0	\$0		\$0	1	3	\$100,000	\$703,667				
14A	Rehab; Single-Unit Residential 570.202	H	4	0			4	2			2	8									10	10						
14D	Rehab-Other Pub owned Residential Bldg	H	0	0			2	1			1	3									3	4						
14F	Rehab: Energy Efficiency	H	1	1			1	0			0	1									2	2						
TOTAL Rehab		H	5	1	\$423,612	\$33,073	7	3	\$449,282	\$244,094	3	12	\$291,973	\$408,078	0	0	\$0	\$0	0	0	\$0	\$0	15	16	\$1,164,867	\$685,245		
15	Code Enforcement 570.202	H	4	6	\$664,387	\$832,482	4	2	\$907,636	\$519,095	4	5	\$699,662	\$1,253,852			\$0	\$0			\$0	\$0	12	13	\$2,271,685	\$2,605,429		
18A	ED- Direct Financial Assistance to For-Profit Businesses 570.203(b)	H	1	0			1	0			0	0									2	0						
18B	ED- Technical Assistance (570.203(b)	H	0	0			0	0			0	0									0	0						
18C	Micro-Enterprise Assistance 570.201(c)	H	2	1			1	1			2	1									5	3						
TOTAL Economic Development		H	3	1	\$12,500	\$12,500	2	1	\$62,500	\$54,686	2	1	\$110,000	\$111,404	0	0	\$0	\$0	0	0	\$0	\$0	7	3	\$185,000	\$178,590		
21A/ 21D	Program Administration 570.206	H	4	3	\$1,488,519	\$1,546,397	5	5	\$1,527,477	\$1,849,722	4	4	\$1,546,365	\$1,359,827			\$0	\$0			\$0	\$0	13	12	\$4,562,361	\$4,755,946		
TOTAL CDBG			86	80	\$7,442,595	\$8,873,738	111	81	\$7,637,386	\$6,885,113	85	93	\$7,731,823	\$8,020,675	0	0	\$0	\$0	0	0	\$0	\$0	282	254	\$22,811,804	\$23,779,526		

(Estimated funding amounts are taken from Final 2016-17 OYAP, section AP-20.
Refer to Section CR-05, 2016-2017 CAPER and CDBG PR03 Report for expended amounts and PR03-Recon (Appendix) for 1 year goal/actual.

Community Development Activities		Priority Need	5 - Year Cumulative (Persons- Businesses Assisted)											
			Year 1		Year 2		Year 3		Year 4		Year 5		Cumulative	
			OYAP Goals	Actual	OYAP Goals	Actual	OYAP Goals	Actual	OYAP Goals	Actual	OYAP Goals	Actual	OYAP Goals	Actual
Public Services (SL-1, SL-2, SL-3)														
03T	Operating Costs of Homeless/AIDS Patients Programs	H	339	170	2,559	2,514	716	654					3,614	3,338
05	Public Services (General) 570.201(e)	H	139,142	141,755	117,090	117,650	122,736	122,859					378,968	382,264
05A	Senior Services 570.201(e)	H	1,730	2,236	1,117	1,932	1,990	2,754					4,837	6,922
05B	Handicapped Services 570.201(e)	H	130	136	-	-	-						130	136
05D	Youth Services 570.201(e)	H	288	207	240	163	135	135					663	505
05F	Substance Abuse Services 570.201(e)	H	3	8	-	-							3	8
05G	Battered and Abused Spouses 570.201(e)	H	1,500	1,568	1,511	943	1,300	1,368					4,311	3,879
05H	Employment Training 570.201(e)	H	-	-	-	-	45	17					45	17
05L	Child Care Services 570.201(e)	H	25	25	50	50	145	82					220	157
05M	Health Services 570.201(e)	H	100	23	-	-	300	166					400	189
05N	Abused and Neglected Children 570.201(e)	H	70	230	264	264	334	309					668	803
05O	Mental Health Services 570.201(e)	H	140	164	86	86							226	250
05V	Neighborhood Cleanups 570.201(e)	H			118,585	118,585	12,730	12,730						
05W	Food Banks 570.201(e)	H			3,499	6,134	7,330	8,589						
TOTALS			143,467	146,522	245,001	248,321	147,761	149,663	-	-	-	-	393,859	398,468
Other														
06	Interim Assistance 570.201(f)	H	34,845	133,569	-	-	-	-	-	-	-	-	34,845	133,569
15	Code Enforcement 570.202	H	97,720	151,374	211,470	142,780	252,710	212,705					561,900	506,859
14A	Housing Rehab- Single Unit Residential	H	46	3	18	10	51	15					115	28
14D	Rehab-Other Owned Residential Bldgs	H	-	-	212	123	427	304						
14F	Housing Rehab- Energy Efficiency Improvements	H	1	1	-	-	2	2					3	3
18A	ED-Direct Financial Assistance to For-Profits	H	5	-	5	-	10	-					20	-
18C	ED-Micro Enterprise Assistance	H	13	8	7	4	11	7					31	19

CDBG - Summary of Specific Annual Objectives/Outcomes

DH - 2 Affordability of Decent Housing							
Specific Obj. #	Specific Annual Objectives	Source of Funds	Performance Indicators	Year	Expected Number Projects	Actual Number Projects	Percent Completed
DH - 2	Specific Objective: Down-Payment Assistance Program (IDA) & Migrant Farmworker Housing	CDBG	Number of projects that assisted persons with new or improved access to affordable housing	2014 - 15	5	1	20%
				2015 - 16	7	3	43%
				2016 - 17	3	12	400%
				2017 - 18	0	0	0%
				2018 - 19	0	0	0%
			MULTI-YEAR GOAL		15	16	107%

SL - 1 Availability/Accessibility of a Suitable Living Environment							
Specific Obj. #	Specific Annual Objectives	Source of Funds	Performance Indicators	Year	Expected Number of Projects	Actual Number Projects	Percent Completed
SL - 1	Specific Objective: Substance Abuse Programs, Services for Battered and Abused Spouses, Health Services, Senior Centers, Community Centers, Facilities, New or Improved Infrastructure, Food and Homeless Programs, Educational and/or Childcare Programs, Recreational	CDBG	Number of projects assisting households that received emergency assistance to prevent homelessness, over-night shelter, supportive services and long-term housing and number of persons with new or improved access to services, infrastructures, facilities, and jobs or Number of persons that no longer have access to a substandard service.	2014 - 15	51	47	92%
				2015 - 16	62	53	85%
				2016 - 17	58	59	102%
				2017 - 18	0	0	0%
				2018 - 19	0	0	0%
			MULTI-YEAR GOAL		171	159	93%

SL - 2 Affordability of a Suitable Living Environment							
Specific Obj. #	Specific Annual Objectives	Source of Funds	Performance Indicators	Year	Expected Number of Projects	Actual Number Projects	Percent Completed
SL - 2	Specific Objective: Senior Activities, Services for handicapped, Childcare, Youth, and Services for abused and neglected children for the betterment of communities and areas.	CDBG	Number of projects that assisted persons with new or improved access to a service and number that no longer have access to a substandard service.	2014 - 15	9	9	100%
				2015 - 16	9	9	100%
				2016 - 17	7	7	100%
				2017 - 18	0	0	0%
				2018 - 19	0	0	0%
			MULTI-YEAR GOAL		25	25	100%

SL - 3 Sustainability of a Suitable Living Environment							
Specific Obj. #	Specific Annual Objectives	Source of Funds	Performance Indicators	Year	Expected Number of Projects	Actual Number Projects	Percent Completed
SL - 3	Specific Objective: Street/Road Improvements, Park Improvements, Facility Improvements, Code Enforcement, and Interim Assistance.	CDBG	Number of projects that assisted persons with new or improved access to a service and number that no longer have access to a substandard service.	2014 - 15	14	19	136%
				2015 - 16	24	10	42%
				2016 - 17	11	10	91%
				2017 - 18	0	0	0%
				2018 - 19	0	0	0%
			MULTI-YEAR GOAL		49	39	80%

EO - 1 Availability/Accessibility of Economic Opportunity							
Specific Obj. #	Specific Annual Objectives	Sources of Funds	Performance Indicators	Year	Expected Number of Projects	Actual Number Projects	Percent Completed
EO - 1	Specific Objective: Business Development and Job Creation	CDBG	Number of projects that created jobs and/or assisted new or existing businesses	2014 - 15	3	1	33%
				2015 - 16	2	1	50%
				2016 - 17	2	1	50%
				2017 - 18	0	0	0%
				2018 - 19	0	0	0%
			MULTI-YEAR GOAL		7	3	43%

(Refer to PR03 Summary by Objective/Outcome)

Summary of CDBG Specific Annual/YTD Objectives-Outcomes 2014-2019

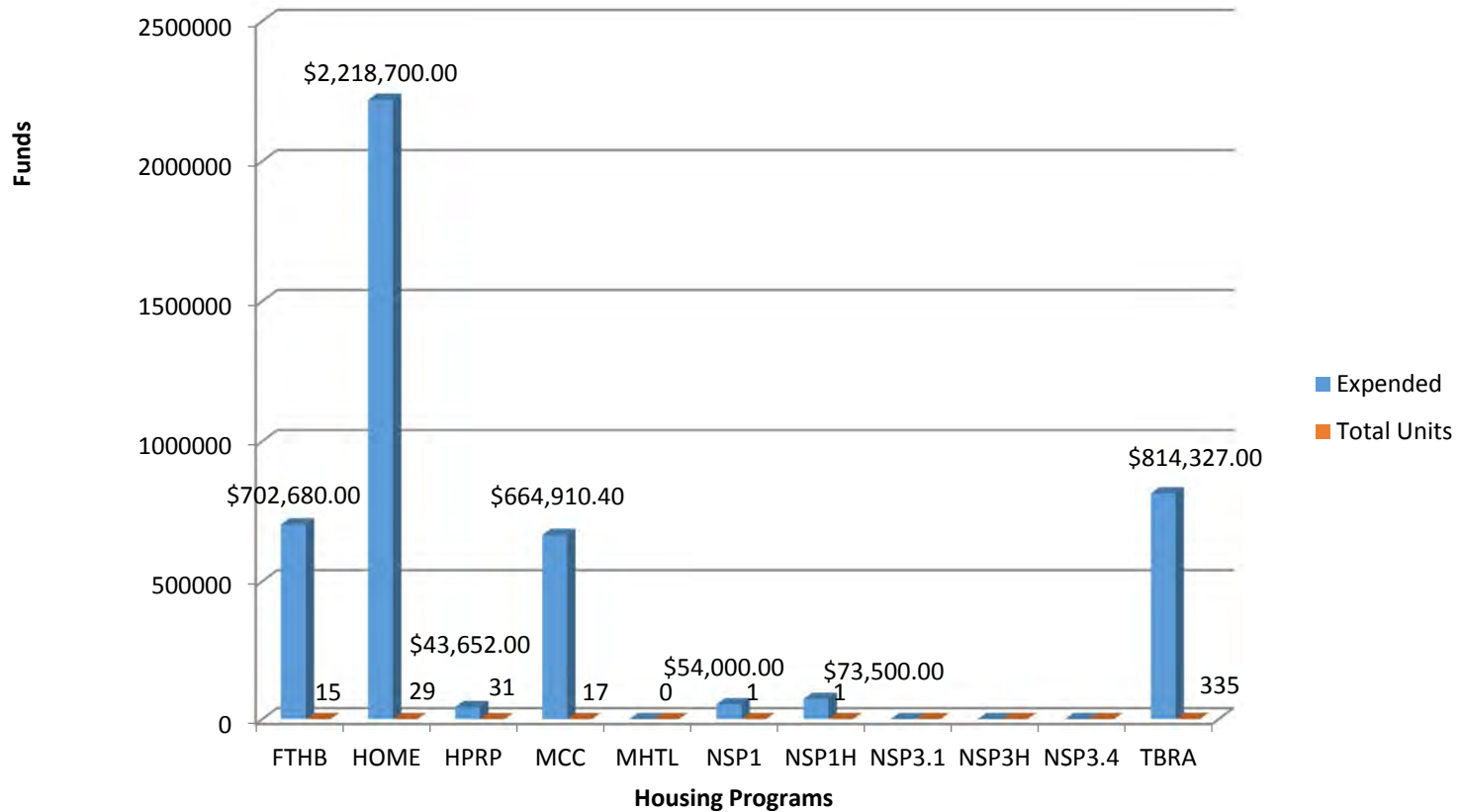
Specific Annual Objectives	Sources of Funds	Performance Indicators	Proposed 2016- 17	Proposed YTD 2014-19	Actual Completed 2016-17	Actual Completed YTD 2014-19	Outcome/ Objective*
Homeless							
03T	CDBG	Number of <u>persons</u> that received emergency assistance to prevent homelessness, over-night shelter, supportive services, and long-term housing.	716	3,614	654	3,228	SL-1
Special Needs							
05B	CDBG	Number of <u>persons</u> assisted with new or improved access.	0	130	0	136	SL-1
Community Development							
01, 03E, 03F, 03M	CDBG	Number of <u>Activities</u> that will provide persons with new or improved access to a service. Number that no longer have access to a substandard service.	8	28	6	20	SL-1 SL-3
Infrastructure							
03I, 03J, 03K, 03L	CDBG	Number of <u>Activities</u> that will provide persons with new or improved access to an infrastructure benefit and no longer have access to a substandard infrastructure.	5	20	8	17	SL-1 SL-3
Public Facilities							
03, 03A, 03B, 03C, 03D, 03G, 03O, 03P, 03S	CDBG	Number of <u>Activities</u> that will provide persons with new or improved access to a facility benefit. Number that no longer have access to a substandard facility	14	43	12	29	SL-1 SL-3
Public Services							
05, 05A, 05D, 05E, 05F, 05G, 05H, 05L, 05M, 05N, 05O, 05V, 05W	CDBG	Number of <u>persons</u> with new or improved access to a service. Number that no longer have access to a substandard service.	137,844	523,283	149,009	541,032	SL-1 SL-2 SL-3
Economic Development							
18A, 18C	CDBG	Number of <u>Activities</u> that will provide persons with new or improved access to a services or jobs.	2	7	1	3	EO-1
Housing							
14A, 14D, 14F	CDBG	Number of <u>Activities</u> that provided single-unit residential rehab or energy efficiency improvement rehab.	4	16	12	16	DH-2
Other							
06, 15	CDBG	Number of <u>Activities</u> that will improve communities, neighborhoods, and other areas throughout the County to sustain a safe, clean, and suitable living environment.	4	13	5	16	SL-3

2016 proposed based on final Amended OYAP

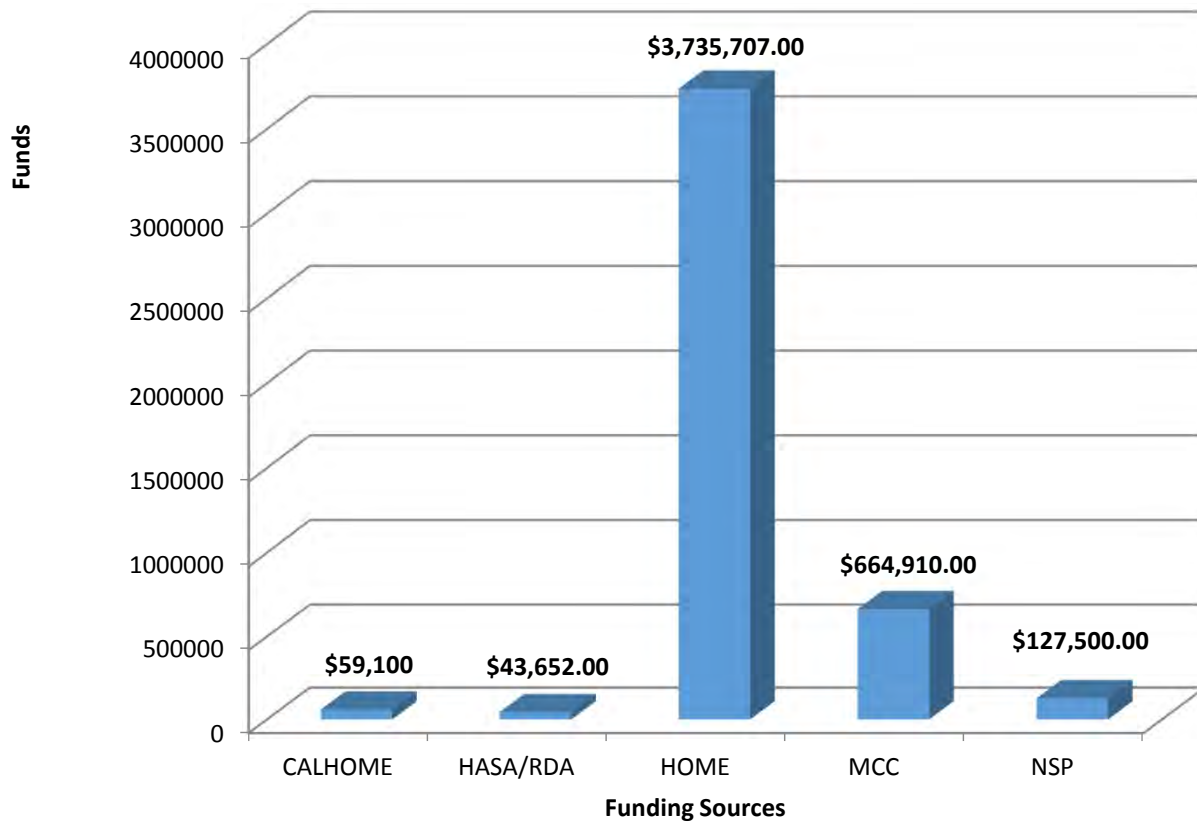
*Outcome/Objective Codes

	Availability/Accessibility	Affordability	Sustainability
Suitable Living Environment	SL - 1	SL - 2	SL - 3
Decent Housing	DH - 1	DH - 2	DH - 3
Economic Opportunity	EO - 1	EO - 2	EO - 3

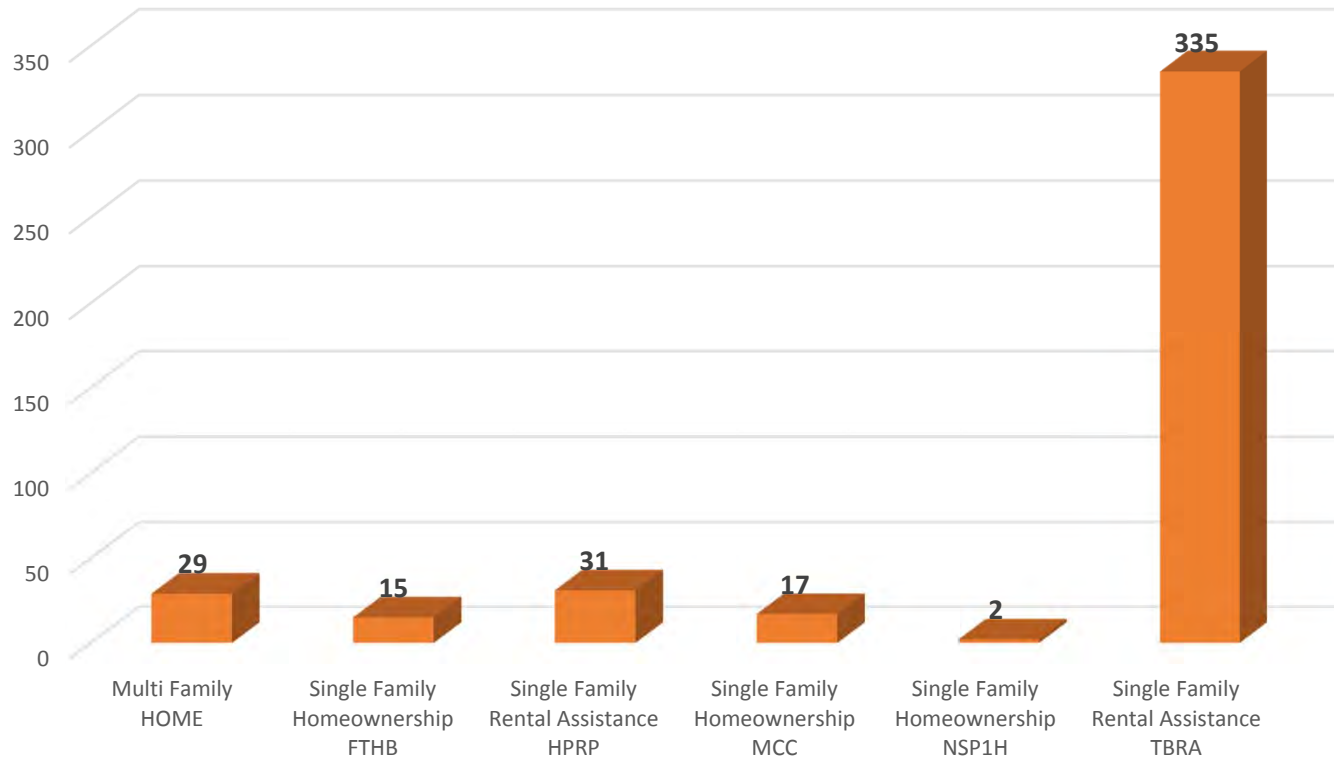
**Figure 1 - Total Funds Expended on Housing by Program
for All Activities Completed in FY 2016-2017**



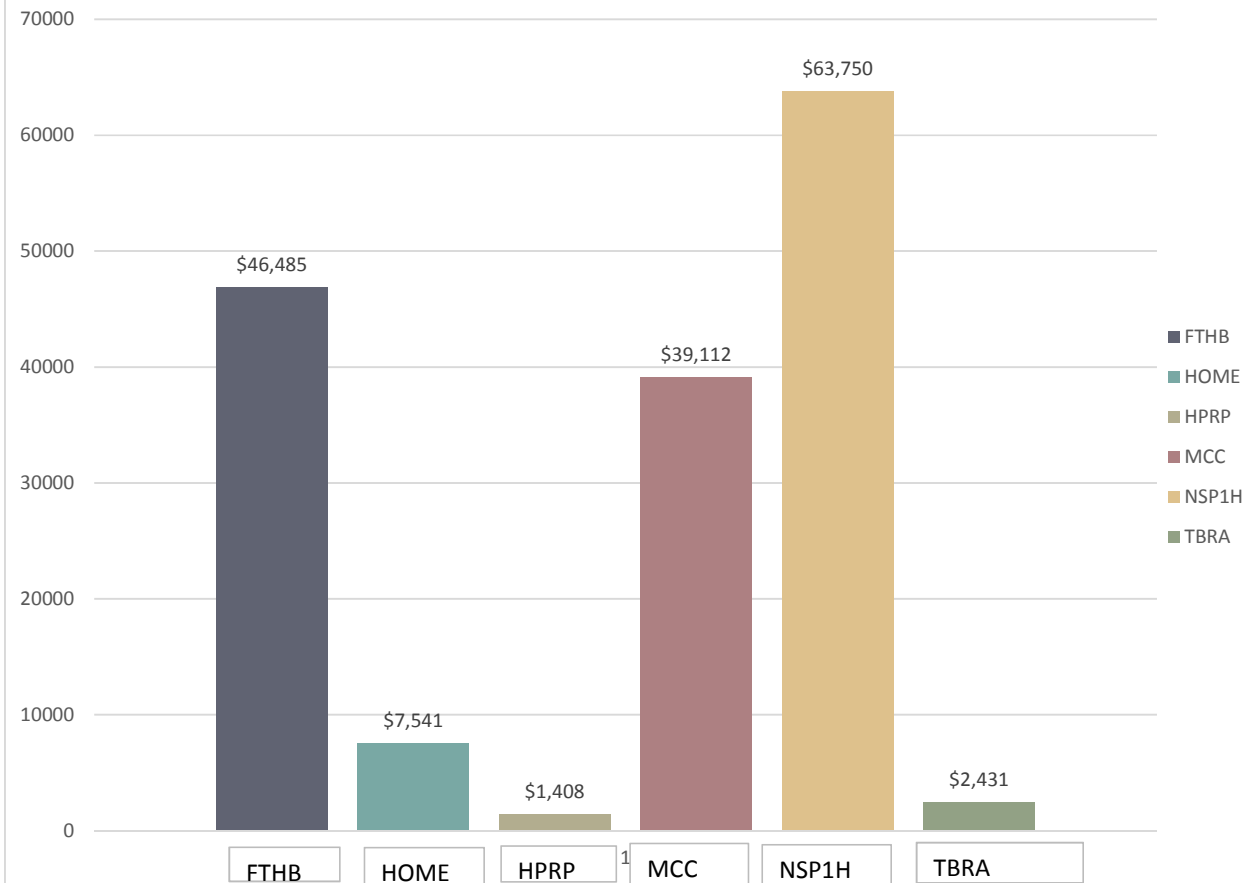
**Figure 2 - Total Funds Expended for Housing Projects by Type of Funding
for All Activities Completed in FY 2016-2017**



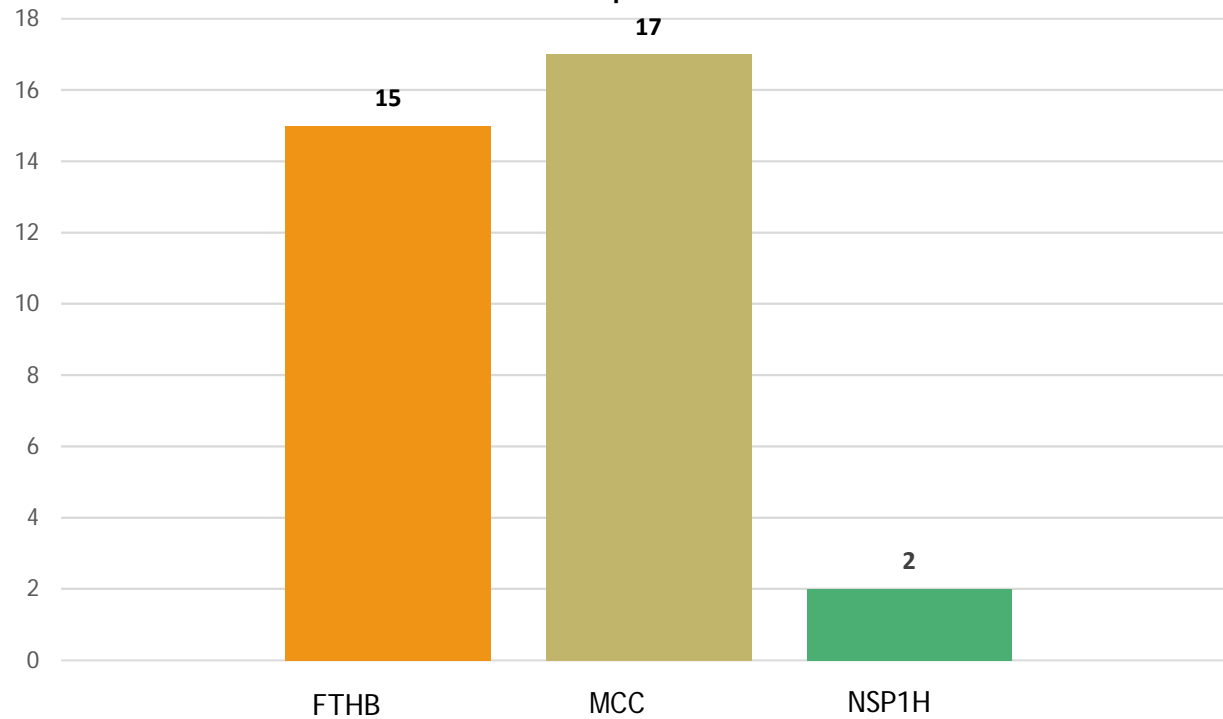
**Figure 3 - Type of Housing by Units
for all activites completed in FY 2016-2017**



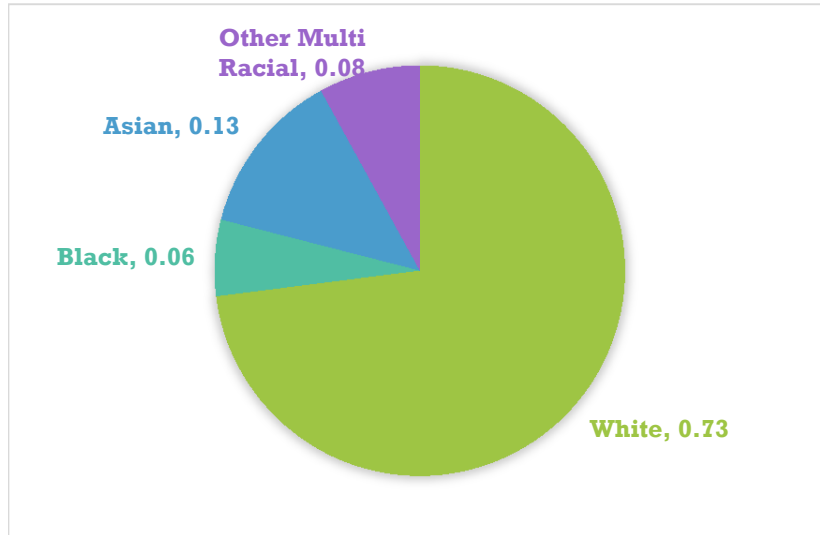
**Figure 4 - Average Assistance Expended Per Unit by Program
for all activities completed for FY 2016 - 2017**



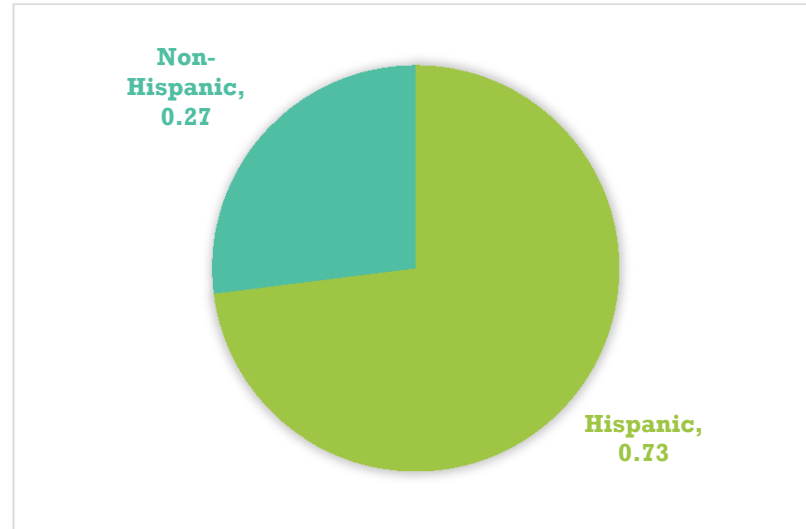
**Figure 5 - Units Served Under Home Ownership Programs
for all activities completed in FY 2016-2017**



Total First Time Homebuyer Units Served by Race & Ethnicity for all activities completed in FY 2015 - 2016

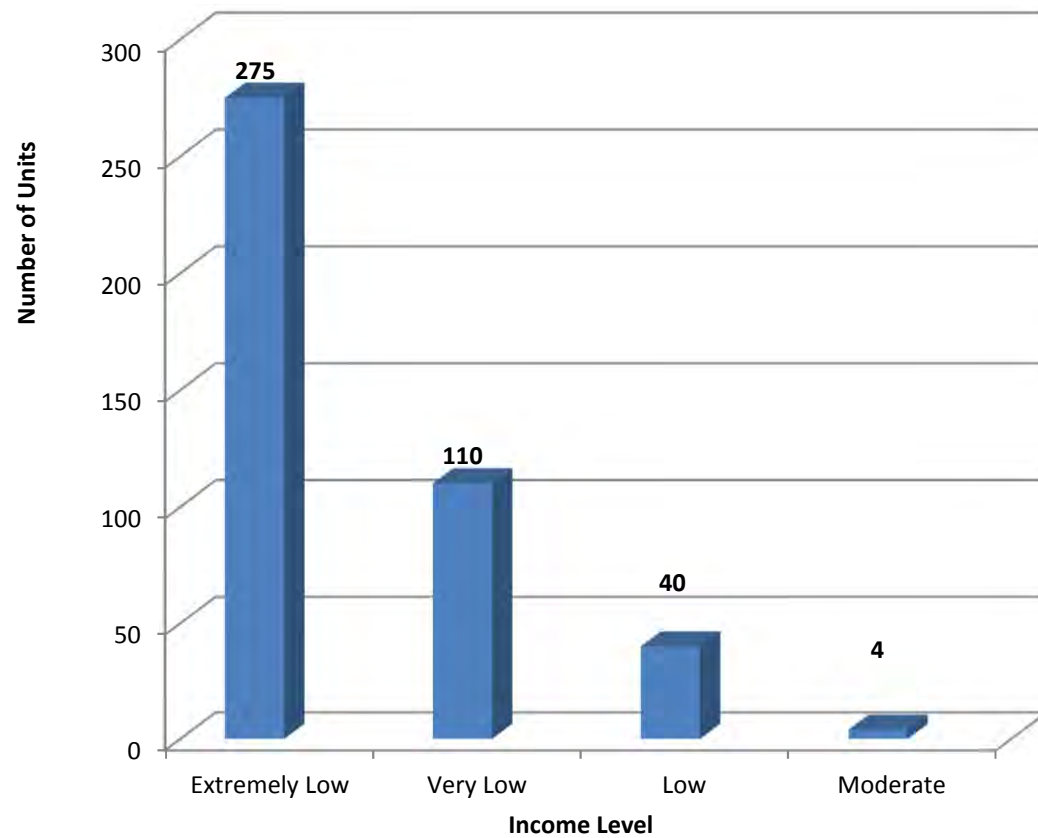


Race

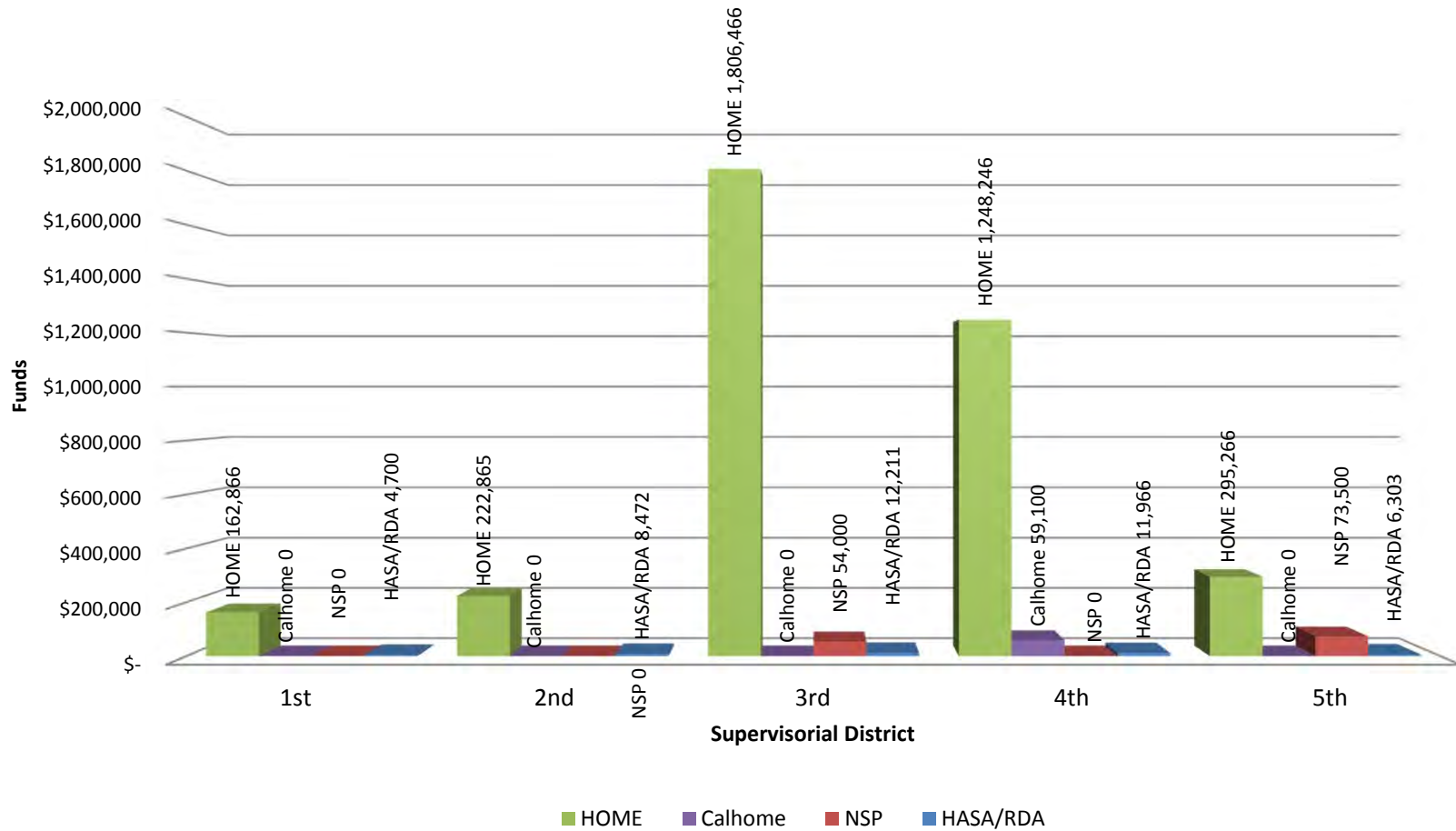


Ethnicity

**Figure 7 - Income Levels Served
for All Activities Completed in FY 2016-2017**



**Figure 8 - Funds Expended on Housing Projects by Supervisorial District
for all activities completed in FY 2016-2017**



**Figure 8a - Funds Expended on Housing Projects by Supervisorial District - Unincorporated Areas
for all activities completed in FY 2016-2017**

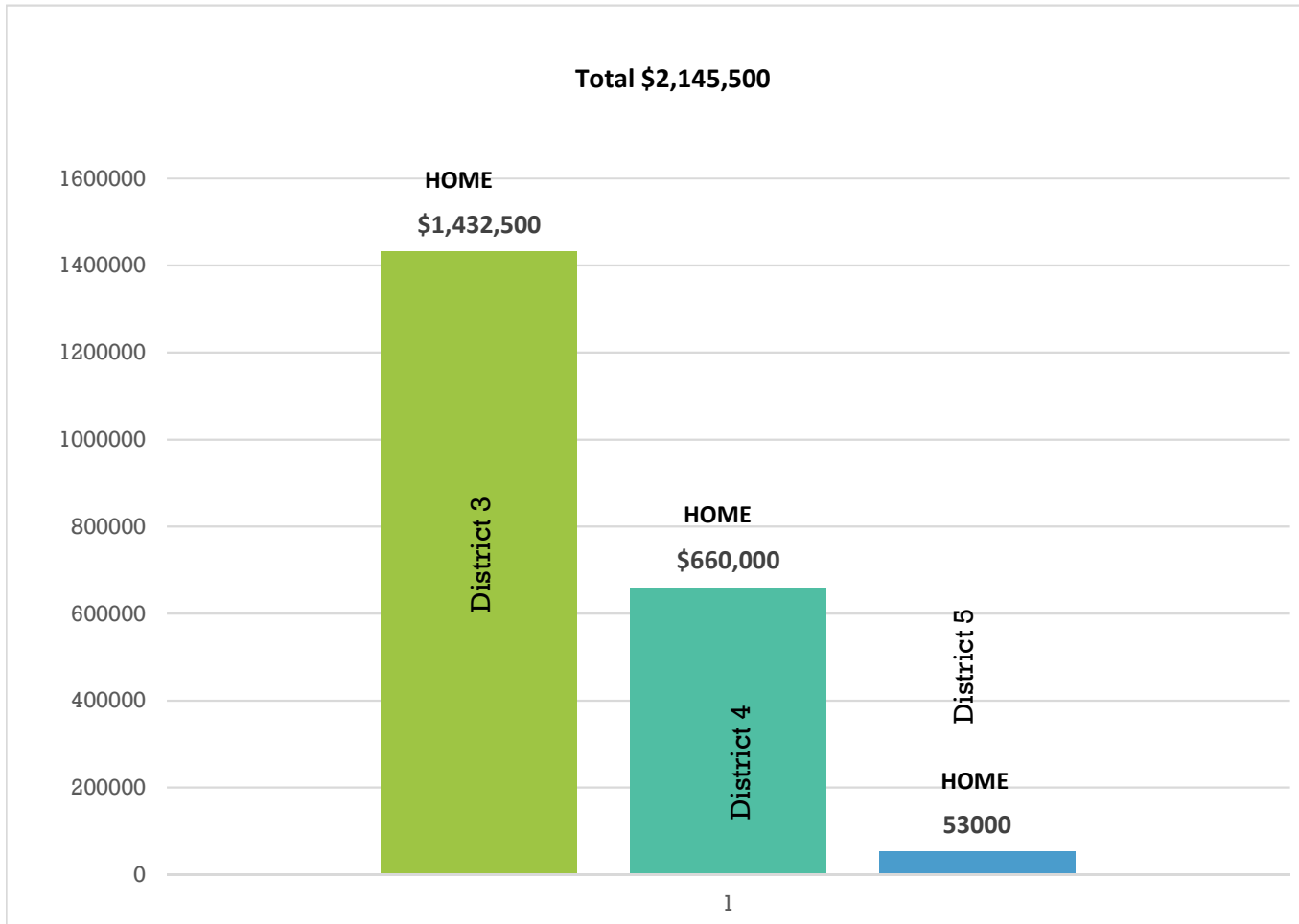
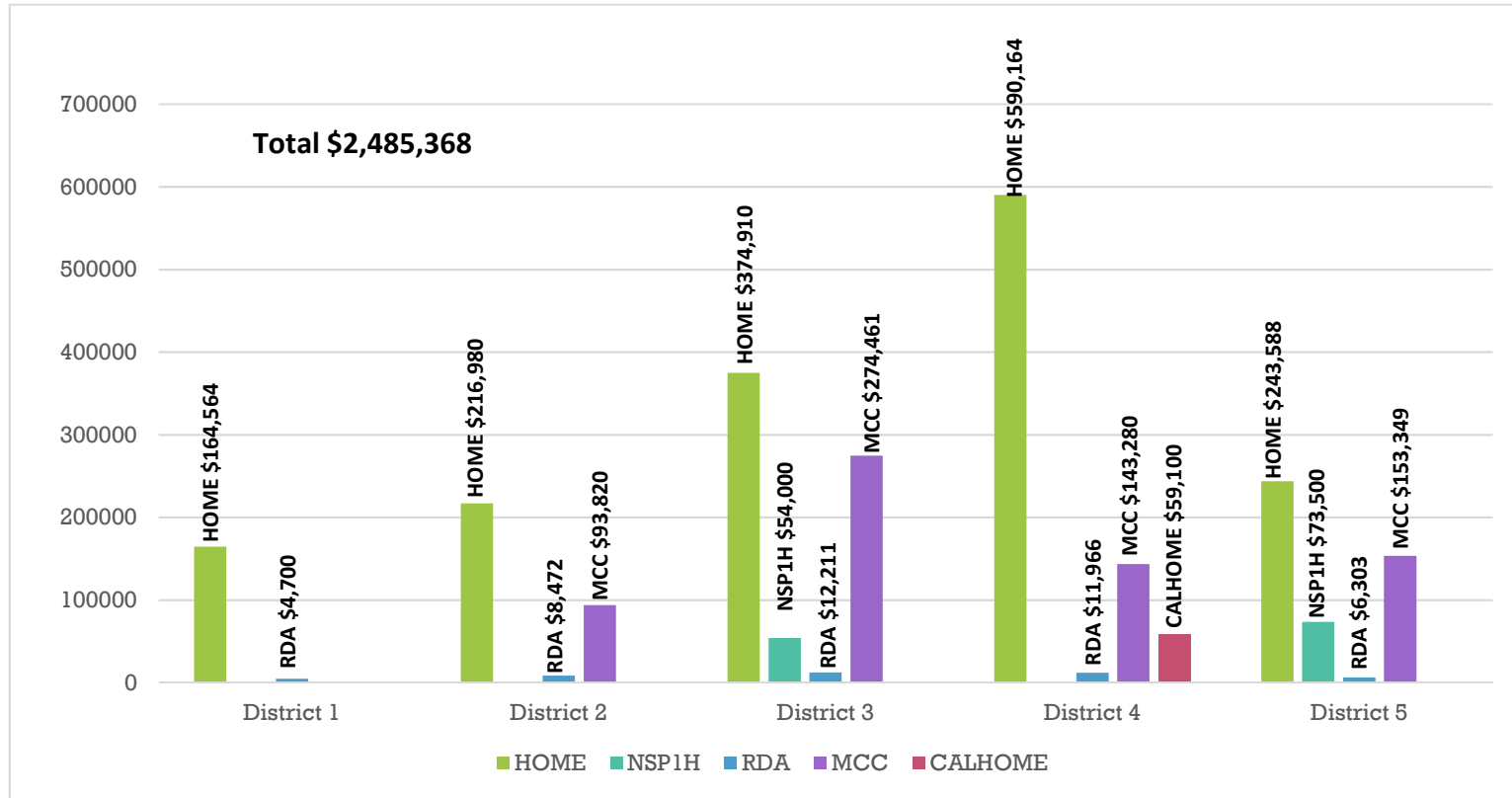
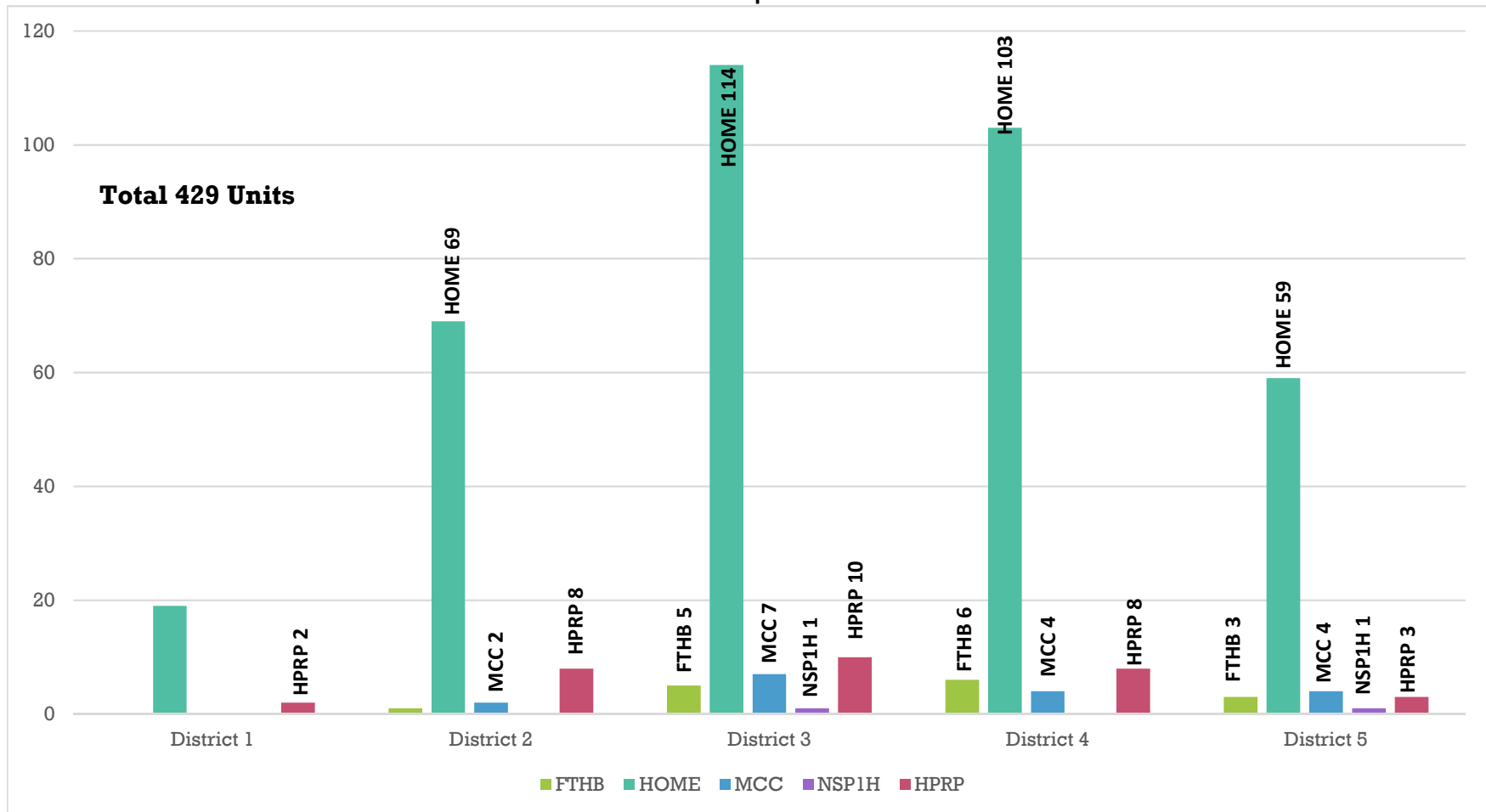


Figure 8b - Funds Expended on Housing Projects By Supervisorial District - Within Cities
for all activities completed in FY 2016-2017



**Figure 9 - Total Housing Units Served by District
for all activities completed in FY 2016-2017**



**Figure 10- Comparative Program Performance
Total Housing Units Served - Home Ownership
5 Fiscal Years**

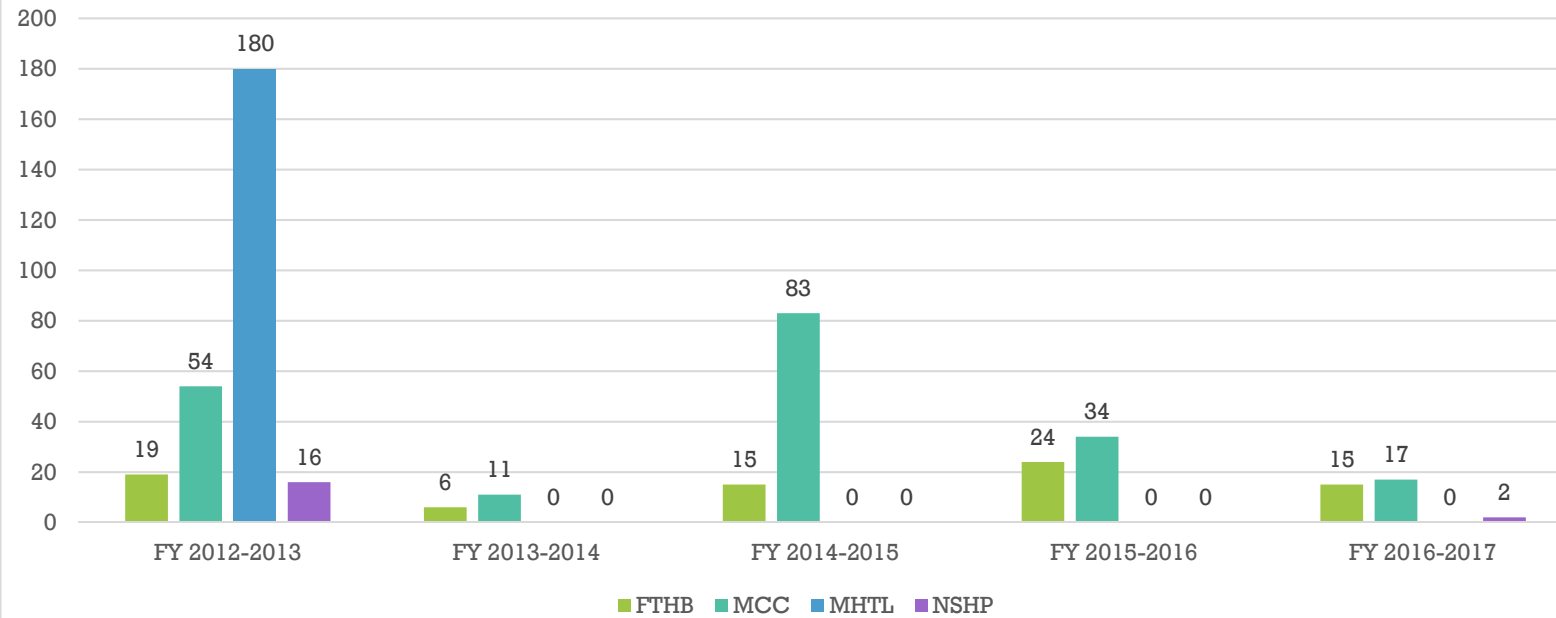
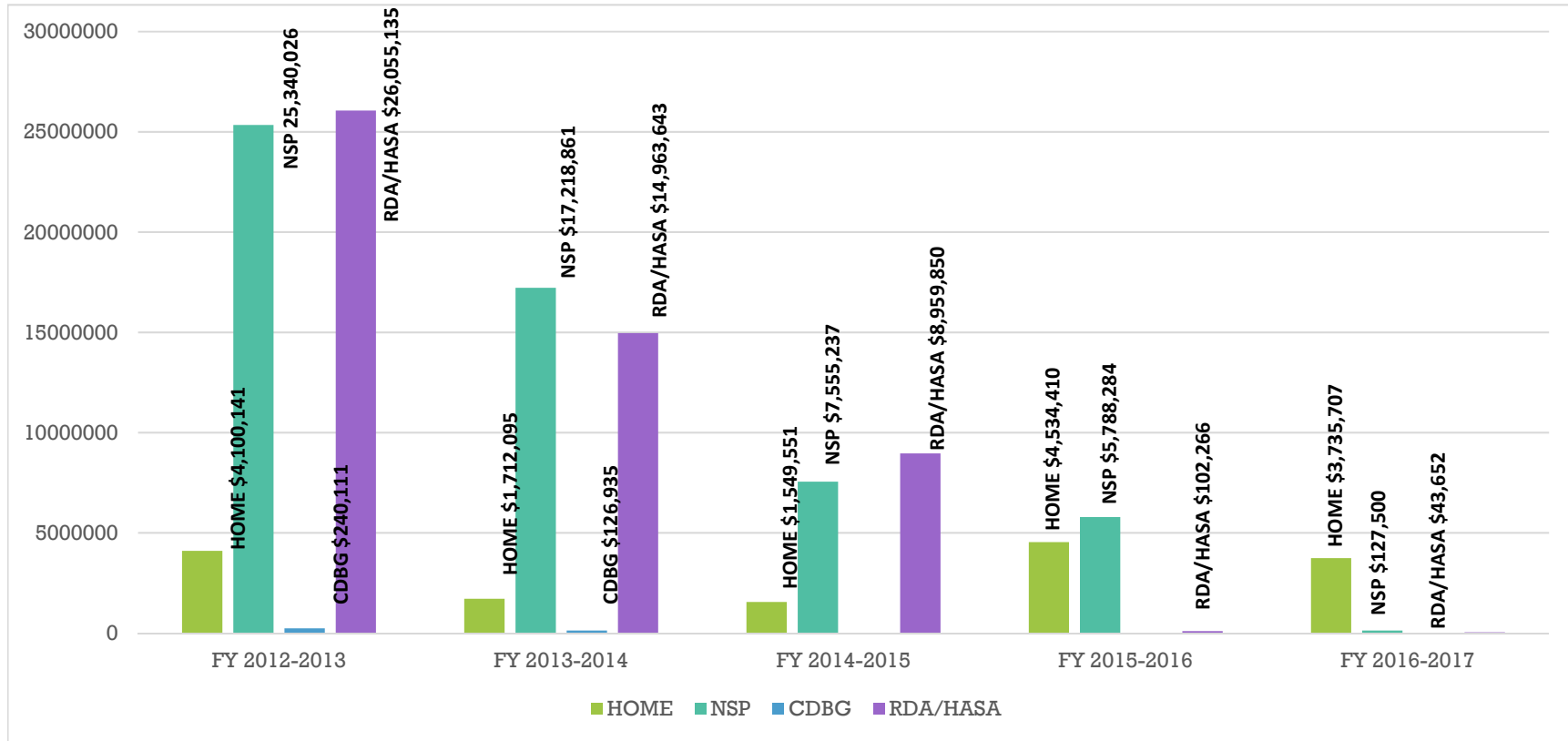
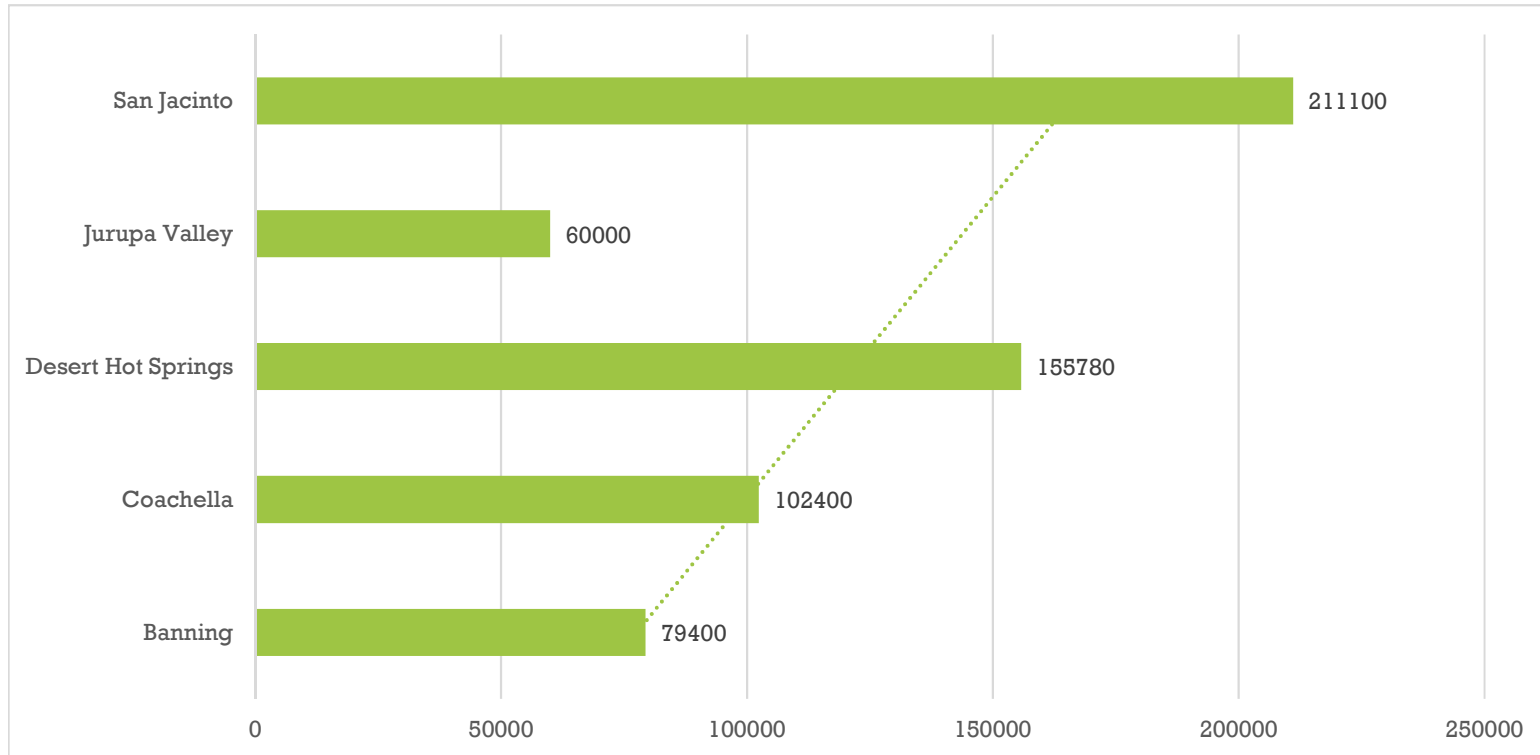


Figure 11 - Comparative Program Performance
Total Funds Expended for Housing Projects
5 Fiscal Years



**Figure 12 - Total HOME Funds Expended Under
The First Time Homebuyer Program
in Cooperating Cities
For FY 2016-2017**



**Figure 13-Total NSP1 Funds Expended/ Obligated
for FY 2016-2017
(including Pending Activities)**

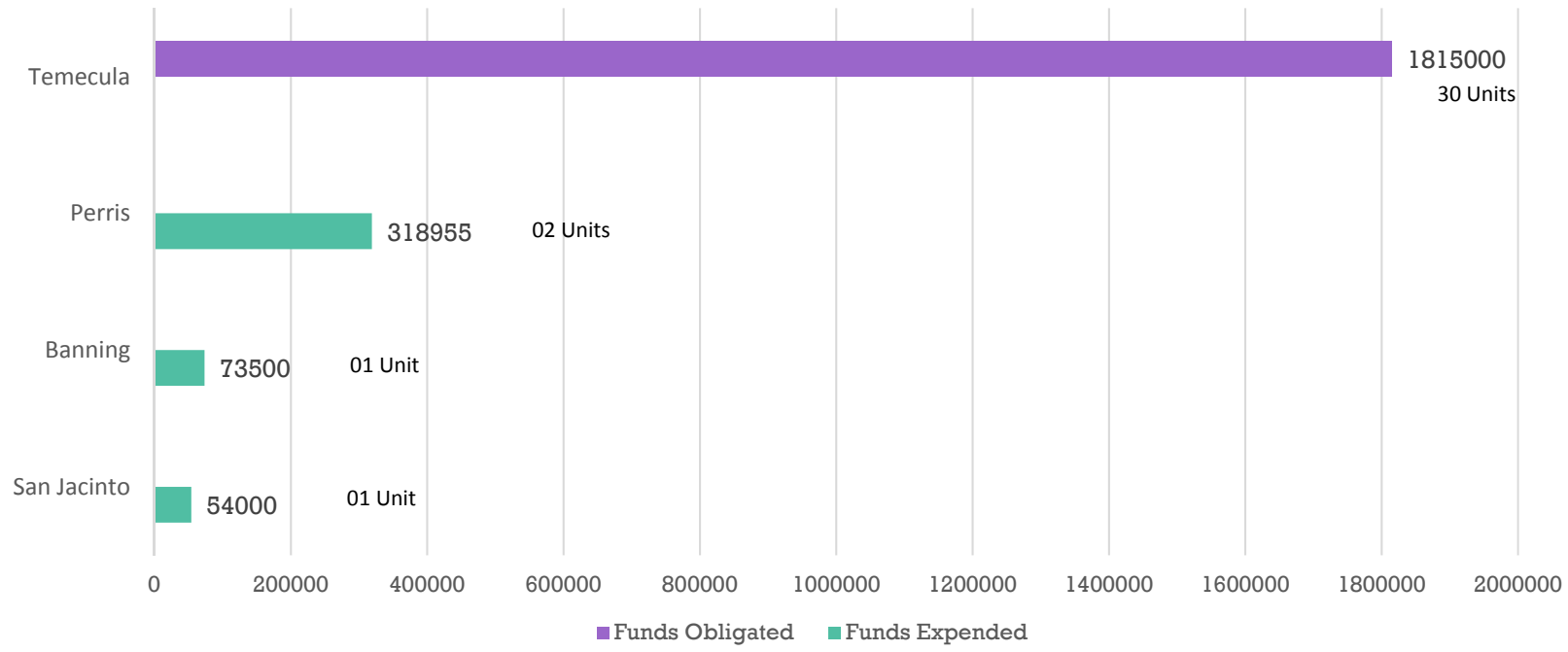
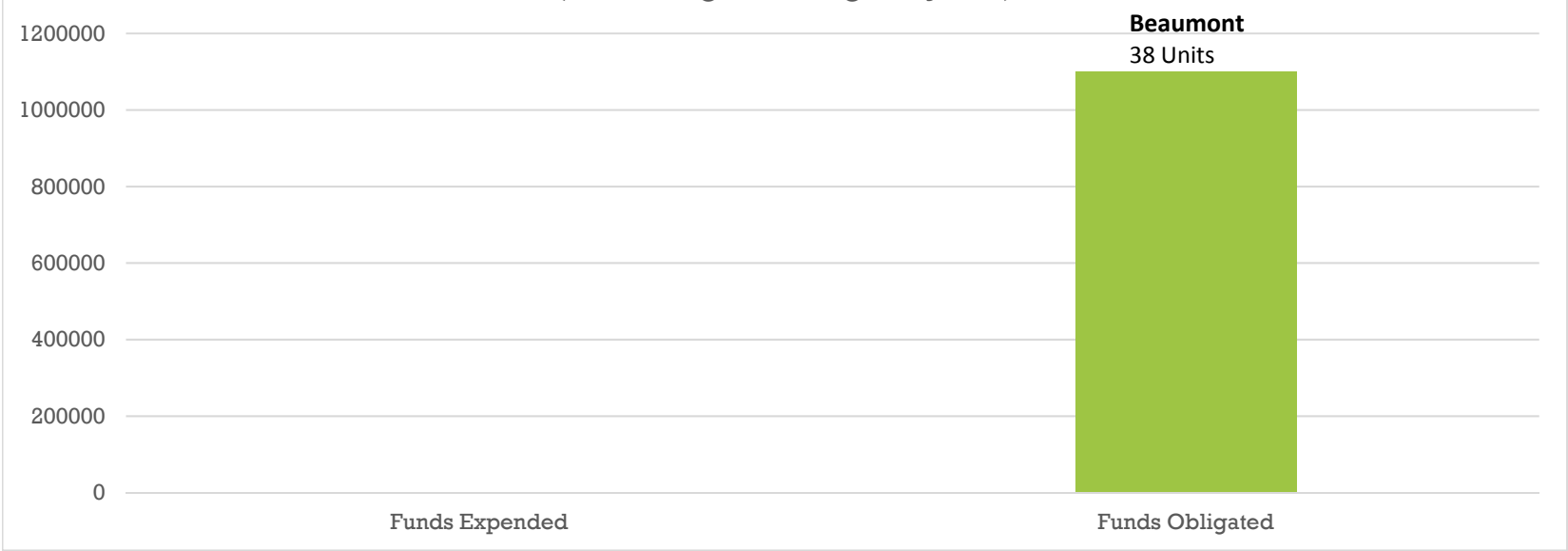
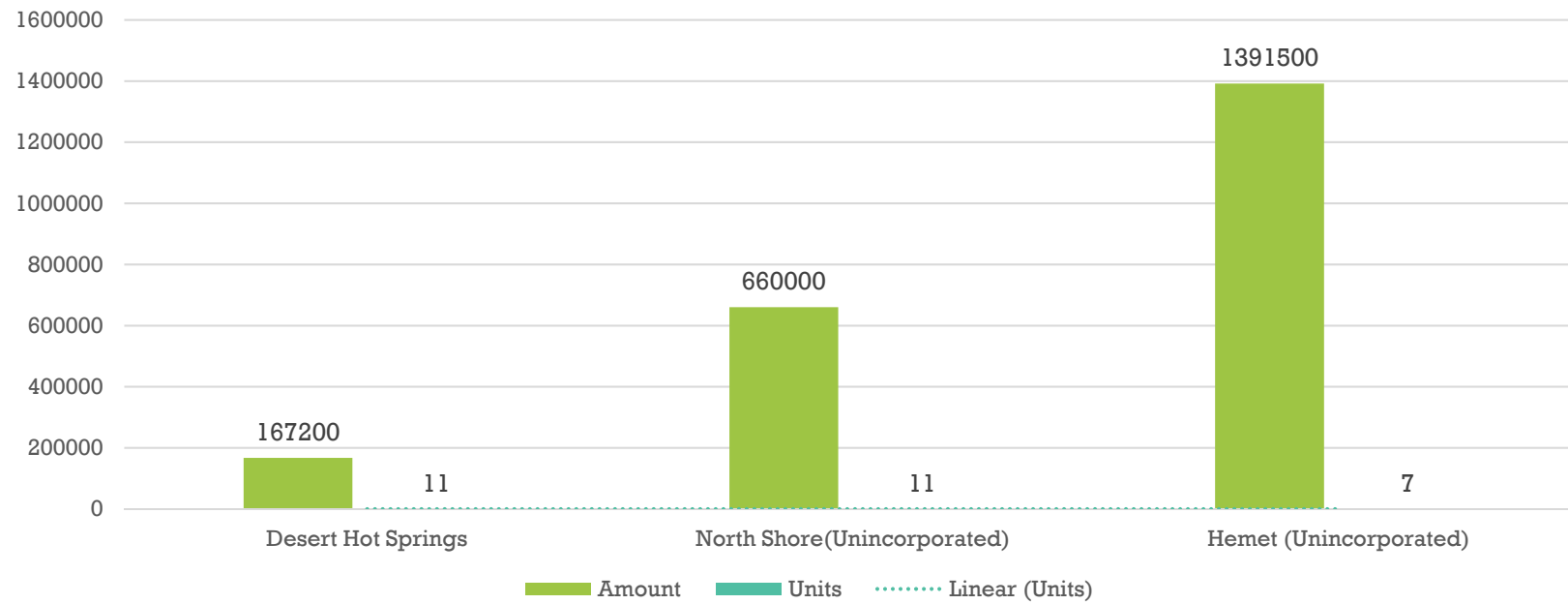


Figure 14-Total NSP3 Funds Expended/Obligated
FY 2016-2017
(including Pending Projects)



**Figure 15 - Total HOME Funds For the
Multi-Family Program
FY 2016-2017**



APPENDIX F

CAPER Section CR-35 Continued

Consolidated Annual Performance Evaluation Report

CR-35 - Other Actions 91.220(j)-(k); 91.320(i)-(j)

CONTINUED: Actions taken to reduce the number of poverty-level families. 91.220(k); 91.320(j)

Business Seminar Series

Assisting business access the myriad services available to them is a key principle of the division's goals and objectives. Economic Development continued its business seminar series by partnering with the TriTech Small Business Development Center, Inland Empire Small Business Development Center, and the Coachella Valley Small Business Development Center to deliver topical seminars on topics such as:

- How to Start a Business
- Small Business Financing
- Quickbooks for Small Businesses
- Payroll Taxes and Unemployment Insurance for Businesses

Seminars were held in Riverside and Indio attracted over 75 business owners who learned about important resources and tools that help businesses. Upcoming seminars will focus on the California Competes Tax Credit and various business assistance programs and services.

Small Business Assistance Services

The Economic Development division partners with the Inland Empire and TriTech Small Business Development Centers and the Coachella Valley Economic Partnership to offer numerous services to the County's business community. These organizations had the following economic impact:

- 75 Business Start-ups
- 191 Jobs Created
- 234 Jobs Retained
- \$31.5 million Total Economic Impact

Strategic Partnerships & Organizational Leadership

Riverside County's involvement has forged critical partnerships with internal and external partners that allow it to be on the forefront of economic development activity at the state and local level. Involvement in these organizations yields tremendous benefit to the county in the form of lead generation, policy formulation, and capacity building. Because of its expertise in Economic Development, EDA is frequently sought to participate in strategy development and planning with a number of statewide and local organizations

Partners include:

- Governor's Office of Business and Economic Development
- California Association for Local Economic Development
- Inland Empire Economic Partnership
- Corporate Real Estate Network Southern California Chapter

2016-2017 CAPER

- California Association for Local Economic Development
- Economic Development Corporation of Southwest California
- Coachella Valley Economic Partnership
- Inland Empire Economic Partnership
- Riverside County Innovation Alliance

East Valley Coalition and Coachella Valley Small Business Development Center

The cities of Coachella, Indio, La Quinta and the County of Riverside formed a partnership in order to conduct regional economic development activities. The Coalition has defined measures and outcomes within a formalized structure. EDA manages markets and administers economic development programs and projects in the eastern Coachella Valley. Activities of the East Valley Coalition include:

- Serve as a clearinghouse for small business assistance to aid start-up and business expansion efforts;
- Assist with the coordination and targeting of available federal, state and local incentive and development programs;
- Provide technical assistance and relevant demographic data via the agency's Business Intelligence Team;
- Serve as a lead generation source for new business investment and primary source of contact for companies exploring the eastern Coachella Valley region;

In 2016, EDA applied to be the operator of the Coachella Valley Small Business Development Center (SBDC) on behalf of the U.S. Small Business Administration and SBDC Lead Center, Cal State Fullerton. As the successful applicant, EDA will receive over \$200,000 in annual funding to provide in-depth, high-quality assistance to small business owners and prospective small business owners in complex areas that require specialized expertise. These areas may include, but are not limited to: management, marketing, financing, accounting, strategic planning, regulation and taxation, capital formation, venture capital, procurement, human resource management, production, operations, economic and business data analysis, engineering, technology transfer, innovation and research, new product development, product analysis, plant layout and design, computer application, business law and referral, exporting, office automation, site selection, or any other areas of assistance required to promote small business growth, expansion and productivity in the State.

SBDC/EVC Statistics:

- 12 projects in process
- 505 jobs
- \$100 million capital infusion in process
- 126 Clients Counseled

Economic Development Capacity Building

The Division contributed over \$200,000 to the following regional and specialized agencies to provide additional programs and services that reinforce EDA's economic development objectives:

2016-2017 CAPER

- Inland Empire Small Business Development Center
- Temecula Valley Wine Growers Association
- Temecula Valley Balloon & Wine Festival Association
- Coachella Valley Economic Partnership
- Tri-Tech Small Business Development Center
- Cal State San Bernardino Spirit of the Entrepreneur Awards
- Cal State San Bernardino Report on Business
- Inland Empire Economic Partnership
- University of California, Riverside Center for Economic Development and Innovation

The Riverside County Workforce Development Centers achieved the following in FY 2016-2017:

The Riverside County Workforce Development Centers achieved the following in FY 2016-2017:

Job Seeker Services

- 13,160 new and returning job seekers were provided with employment and career services.
- 5,456 new and returning Veterans received job seeker services.
- 461 job seekers entered industry-related training.

Business Solutions

- 610 qualified candidates were hired by our business customers.
- 254 Hiring Incentive Program contracts were executed with businesses.

Youth Services

- 784 new and returning youth, ages 16-24, received long-term, comprehensive services including educational assistance and preparation for entering the workforce.

Two (2) **CDBG** funded Economic Development activities were undertaken in 2016-2017, five (5) additional activities are currently underway. A total of \$111,404 was expended assisting 7 businesses.

Consolidated Annual Performance Evaluation Report

CR-35 - Other Actions 91.220(j)-(k); 91.320(i)-(j)

CONTINUED: Actions taken to develop institutional structure. 91.220(k); 91.320(j)

Neighborhood Enhancement Unit (NEU)/Home Enhancement Program (HEP)

The Home Enhancement Unit (NEU) manages activities for the Home Enhancement grant program, and cleanup events, in collaboration with county-wide community leaders, government agencies, and youth organizations. Through the Youth Force and Home Enhancement programs, The NEU staff provides home-rehabilitation services to low-income households. The Youth Force program allows Non-profit Youth organizations to raise funds, while educating youth about the consequences of illegal dumping, by participating in cleanup events that successfully removed rubbish from residential, vacant lots, and public properties that become a target for illegal dumping or excessive outside storage.

Community Development Block Grant (CDBG) funds are used for services, activities, and events in all five supervisorial districts, including, the Home Enhancement program. Grants that assisted six (6) low-income homeowners in Fiscal Year 2016-2017 with exterior repair of stick-built, and modular (attached to private land) owner-occupied, single-family residences. Grants are for the cost of repairs relative to the health, safety, and Housing Quality Standards of a property as defined by US Department of Housing and Urban Development. Individual grants do not exceed the amount of \$25,000 per residential property. A total of fifteen (15) applications have been approved and are in the pre-construction phase and an additional seventeen (17) applications are pending approval.

Code Enforcement

The County continues to provide community Code Enforcement activities through the Code Enforcement Division, under the umbrella of the Transportation and Land Management Agency. This Division is responsible for inspections and enforcing County ordinances relating to public nuisances, zoning violations, and other issues relevant to the needs of the unincorporated communities. Code Enforcement currently uses CDBG funds to pay for costs associated with the enforcement of County of Riverside code ordinances as these relate to unincorporated communities of Riverside County. Code Enforcement is identified as a priority, especially in the lower-income and blighted target areas throughout the County. Code Enforcement implements their Community Impact Plans and addresses code violations based on priorities set by those code violations that pose a threat to public health and safety in deteriorated areas. Code enforcement together with public/private sector improvements are expected to reverse the decline of blight in the areas of Home Gardens, Highgrove, Green Acres, Winchester, East Hemet, Anza, East Hemet, Green Acres, Homeland, Valle Vista, Winchester, Sky Valley, Thousand Palms, Cabazon, and Garnet .

Urban County Program Participants

The following cities participated in the County's 2016-17 CPD program and were responsible for delivering specific programs and activities in their communities:

1. City of Banning District 5
2. City of Beaumont District 5

2016-2017 CAPER

3. City of Blythe	District 4
4. City of Canyon Lake	District 1
5. City of Coachella	District 4
6. City of Desert Hot Springs	District 4
7. City of Eastvale	District 2
8. City of Indian Wells	District 4
9. City of Jurupa Valley	District 2
10. City of La Quinta	District 4
11. City of Lake Elsinore (Metro City)	District 1
12. City of Murrieta	District 3
13. City of Norco	District 2
14. City of San Jacinto	District 3
15. City of Wildomar	District 1

The City of Lake Elsinore chose to participate in the County's Urban County program as a Joint Metro City/Urban County participant. The City's allocation for 2016-17, as determined by HUD, was \$454,335 less twelve percent (12%) retained by the County for administrating the City's CDBG program. Lake Elsinore funded eight (8) projects (including county-wide and EDA Program Administration) for the 2016-17 program year and expended \$327,430 in CDBG funding on City projects including public service, public facility, Housing Rehab, and code enforcement.

Major Nonprofit Organizations

This section provides a sampling of the many non-profit organizations that provide viable and essential services to low-income residents.

Senior Services

Family Service Association of Western Riverside County
Eddie Dee Smith Senior Center
Merit Housing

Youth Services

Boys & Girls Club of San Southwest County
Valley-Wide Recreation and Park District
Assistance League of Temecula Valley
Desert Recreation Park District

Homeless Services

Whiteside Manor
Roy's Desert Resource Center
Path of Life Ministries
United States Veteran Initiative
Foothill AIDS Project
Martha's Village and Kitchen

Food Pantry's

Community Food Pantry of Murrieta
Family Service Association- Senior Nutrition program
Food in Need of Distribution (F.I.N.D.)
Helping Our People in Elsinore (H.O.P.E.)
St. Elizabeth Food Pantry

Domestic Violence

Safe Alternatives for Everyone

Services for Abused and Neglected

Voices For Children
California Family Life Center

Health Related Services

Michelle's Place, Breast Cancer Resource Center
Vista Community Clinic
Martha's Village and Kitchen
Desert AIDS Project

These efforts bring more than just leveraged financial resources to a project; they provide additional experience, knowledge, information, facilities, strategies, and other valuable resources. The County continues to encourage and support the formation of these joint efforts for projects and activities that create viable, self-sufficient communities; decent, affordable housing; a suitable living environment; and expanded economic development opportunities for low-income persons. The County values its partners and affiliated agencies and recognizes their vital contributions to improving the health and well-being of the entire community. Refer to attachment PR03 for specific details of these programs.

APPENDIX G

CAPER Section CR-45 Continued

CR-45 - CDBG 91.520(c) CONTINUED

The following actions were taken in relation to substantial and minor amendments during the 2016-2017 program year, approved in the 2016-2017 Draft 1 OYAP of the 2014-2019 Five-Year Consolidated Plan and 2016-2017 Version 2-Revised OYAP Amendment-1 (IDIS):

2016-2017 One Year Action Plan Amendments - Sections AP15, AP20, AP35/AP38, AP50, 2016-17 CAPER Appendix D

CDBG

(\$200,000) - Reprogram funds from 9.149-16, IDIS# 5853; Decrease Public Facility SL-3; Amended AP-20, 35/38, 50

\$200,000 - Reprogram funds to *New Project 3.129-16, SJ Mountain Community Center Project* IDIS# 5938; Increase Public Facility SL-1; Amended AP-20, 35/38, 50

(\$250,000) - Reprogram funds from 9.148-16, IDIS# 5852; Decrease Public Facility SL-3; Amended AP-20, 35/38, 50

\$250,000 - Reprogram to *New Project 5.87-16, Perris Valley Cemetery District Accessibility Project* IDIS# 5946; Increase Public Facility SL-1; Amended AP-20, 35/38, 50

(\$10,000) - Reprogram funds from 9.148-16, IDIS# 5852; Decrease Public Facility SL-3; Amended AP-20, 35/38, 50

\$10,000 - Reprogram to *New Project 3.130-16, T.H.E. Center Facility Improvements* IDIS# 5949; Increase Public Facility SL-1; Amended AP-20, 35/38, 50

(\$100,448) - Reprogram funds from 1.WD.14-16, IDIS# 5853; Decrease Code Enforcement; Amended AP-20, 35/38, 50

(\$3,000) - Reprogram funds from 9.148-16, IDIS# 5852; Decrease Public Facility SL-3; Amended AP-20, 35/38, 50

(\$5,000) - Reprogram funds from 2.74-16; IDIS# 5879; Decrease Public Facility SL-3; Amended AP-20, 35/38, 50

\$108,448 - Reprogram to *New Project 1.WD.15-16, City of Wildomar Gateway Park Project* IDIS# 5940; Increase Public Facility SL-3; Amended AP-20, 35/38, 50

(\$100,000) - Reprogram funds from 3.99-13, IDIS# 5472; Decrease Public Facility SL-3; Amended AP-15, 20, 35/38, 50

(\$4,000) - Reprogram funds from 9.149-16, IDIS# 5853; Decrease Public Facility SL-3; Amended AP-20, 35/38, 50

\$104,000 - Reprogram funds to *New Project 3.128-16, Community Food Pantry of Murrieta* IDIS# 5935; Increase Public Facility SL-1; Amended AP-20, 35/38, 50

(\$243,600) - Reprogram funds from 9.148-16, IDIS# 5852; Decrease Public Facility SL-3; Amended AP-20, 35/38, 50

(\$8,294) - Reprogram funds from 2.71-16, IDIS# 5876; Decrease Public Facility SL-3; Amended AP-20, 35/38, 50

\$251,894 - Reprogram funds to *New Project 9.151-16, Hunter Street Road Improvements*, IDIS# 5945; Increase Public Facility SL-3; Amended AP-20, 35/38, 50

2016-2017 CAPER

\$74,398 - Funded estimated PI from the 2016-2017 Draft 1 OYAP, section AP-15 to *New Project 9.150-16* CDBG Admin 20% PI, IDIS# 5944. Amended AP-15, 20, 35/38

HOME

\$150,000 - Reprogram from Project 8.43-16 - HOME First-Time Home Buyer to *New Project 8.44-16* - Tenant Based Rental Assistance – Security Deposit Assistance; Refer to sections AP-15, AP-20, AP-35/38, AP-55

\$308,000 - Pending set-up for Project 8.41-16 - HOME CHDO Set-Aside *New CHDO Activity* to be set-up in IDIS Villa Hermosa Phase II Apartments (Includes 10% DSC); Refer to sections AP-20, AP-35/38, AP-55

Refer to Appendix D

APPENDIX H

ESG eCart Report

Q5. HMIS DQ & Participation**5a. HMIS or****Comparable Database****Data Quality**

Q5a

Data Element	Client Doesn't Know or Client Refused	Data not collected
First name	0	0
Last name	0	0
SSN	442	9
Date of Birth	0	0
Race	5	0
Ethnicity	1	0
Gender	0	0
Veteran Status	2	0
Disabling condition	5	1
Living situation (Head of Household and Adults)	3	7
Relationship to Head of Household	0	0
Destination	44	22
Client location for project entry	0	24

Q6. Persons Served**6a. Report Validations****Table** Q6a

a. Total number of persons served	3428
b. Number of adults (age 18 or over)	2401
c. Number of children (under age 18)	1027
d. Number of persons with unknown age	0
e. Total number of leavers	2982
f. Number of adult leavers	2066
g. Total number of stayers	446
h. Number of adult stayers	335
i. Number of veterans	128
j. Number of chronically homeless persons	387
k. Number of adult heads of household	2310
l. Number of child heads of household	499
m. Number of unaccompanied youth under age 25	715
n. Number of parenting youth under age 25 with children	147

6b. Number of Persons**Served** Q6b

	Total	a. Without children	b. With children and adults	c. With only children	d. Unknown household type
a. Adults	2401	2096	305	0	0
b. Children	1027	0	528	499	0
c. Don't know / refused	0	0	0	0	0
d. Information missing	0	0	0	0	0
e. Total	3428	2096	833	499	0

Q7a. Households Served**7a. Number of Households Served** Q7a

	Total	a. Without children	b. With children and adults	c. With only children	d. Unknown household type
Total Households	3949	3093	260	596	0

7b. Point-in-Time Count of Households on the Last Wednesday

Q7b

	Total	a. Without children	b. With children and adults	c. With only children	d. Unknown household type
January	302	232	56	14	0
April	349	282	51	16	0
July	178	128	38	12	0
October	201	150	47	4	0

Q9. Contacts and Engagements**9a. Number of Persons Contacted** Q9a

	Total	a. First contact was at a place not meant for human habitation	b. First contact was at a non-residential service setting	c. First contact was at a residential service setting	d. First contact place was missing
a1. Contacted once?	0	0	0	0	0
a2. Contacted 2-5 times?	0	0	0	0	0
a3. Contacted 6-9 times?	0	0	0	0	0
a4. Contacted 10 or more times?	0	0	0	0	0
az. Total persons contacted	0	0	0	0	0

9b. Number of Persons**Engaged**

Q9b

	Total	a. First contact was at a place not meant for human habitation	b. First contact was at a non-residential service setting	c. First contact was at a residential service setting	d. First contact place was missing
b1. Engaged after 1 contact?	10	5	4	1	0
b2. Engaged after 2-5 contacts?	3	3	0	0	0
b3. Engaged after 6-9 contacts?	0	0	0	0	0
b4. Engaged after 10 or more contacts?	0	0	0	0	0
bz. Total persons engaged	13	8	4	1	0
c. Rate of engagement (%)	N/A	N/A	N/A	N/A	N/A

Q10. Gender**10a. Gender of Adults**

Q10a

	Total	a. Without children	b. With children and adults	c. Unknown household type
a. Male	1413	1337	76	0
b. Female	978	749	229	0
c. Transgender male to female	8	8	0	0
d. Transgender female to male	1	1	0	0
e. Doesn't identify as male, female, or transgender	1	1	0	0
f. Don't know / refused	0	0	0	0
g. Information missing	0	0	0	0
h. Subtotal	2401	2096	305	0

10b. Gender of Children Q10b

	Total	a. With children and adults	b. With only children	c. Unknown household type
a. Male	471	273	198	0
b. Female	549	255	294	0
c. Transgender male to female	3	0	3	0
d. Transgender female to male	2	0	2	0
e. Doesn't identify as male, female, or transgender	2	0	2	0
f. Don't know / refused	0	0	0	0
g. Information missing	0	0	0	0
h. Subtotal	1027	528	499	0

10c. Gender of Persons

Missing Age

Information

Q10c

	Total	a. Without children	b. With children and adults	c. With only children	d. Unknown household type
a. Male	0	0	0	0	0
b. Female	0	0	0	0	0
c. Transgender male to female	0	0	0	0	0
d. Transgender female to male	0	0	0	0	0
e. Doesn't identify as male, female, or transgender	0	0	0	0	0
f. Don't know / refused	0	0	0	0	0
g. Information missing	0	0	0	0	0
h. Subtotal	0	0	0	0	0

10d. Gender by Age**Ranges**

Q10d

	Total	a. Under age 18	b. Age 18-24	c. Age 25-61	d. Age 62 and over	e. Client Doesn't Know/Client Refused	f. Data not collected
a. Male	1884	471	161	1119	133	0	0
b. Female	1527	549	108	783	87	0	0
c. Transgender male to female	11	3	2	6	0	0	0
d. Transgender female to male	3	2	0	1	0	0	0
e. Doesn't identify as male, female, or transgender	3	2	1	0	0	0	0
f. Don't know / refused	0	0	0	0	0	0	0
g. Information missing	0	0	0	0	0	0	0
h. Total	3428	1027	272	1909	220	0	0

Q11. Age

Q11

	Total	a. Without children	b. With children and adults	c. With only children	d. Unknown household type
a. Under 5	218	0	218	0	0
b. 5 - 12	252	0	225	27	0
c. 13 - 17	557	0	85	472	0
d. 18 - 24	272	229	43	0	0
e. 25 - 34	539	419	120	0	0
f. 35 - 44	490	386	104	0	0
g. 45 - 54	522	490	32	0	0
h. 55 - 61	358	353	5	0	0
i. 62+	220	219	1	0	0
j. Don't know / refused	0	0	0	0	0
k. Information missing	0	0	0	0	0
l. Total	3428	2096	833	499	0

Q12. Race & Ethnicity**12a. Race**

Q12a

	Total	a. Without children	b. With children and adults	c. With only children	d. Unknown household type
a. White	2408	1583	519	306	0
b. Black or African-American	732	394	230	108	0
c. Asian	33	23	6	4	0
d. American Indian or Alaska Native	111	48	31	32	0
e. Native Hawaiian or Other Pacific Islander	32	15	9	8	0
f. Multiple races	107	28	38	41	0
g. Don't know / refused	5	5	0	0	0
h. Information missing	0	0	0	0	0
i. Total	3428	2096	833	499	0

12b. Ethnicity

Q12b

	Total	a. Without children	b. With children and adults	c. With only children	d. Unknown household type
a. Non-Hispanic/non-Latino	2052	1436	399	221	0
b. Hispanic/Latino	1375	664	436	278	0
c. Don't know / refused	1	1	0	0	0
d. Information missing	0	0	0	0	0
e. Total	3428	2101	835	499	0

Q13. Physical and Mental Health Conditions**13a1. Physical and
Mental Health****Conditions at Entry**

Q13a1

	Total persons	a. Without children	b. With children and adults	c. With only children	d. Unknown household type
a. Mental illness	899	700	66	133	0
b. Alcohol abuse	124	115	6	3	0
c. Drug abuse	453	353	38	62	0
d. Both alcohol and drug abuse	265	227	14	24	0
e. Chronic health condition	717	591	78	48	0
f. HIV/AIDS and related diseases	61	55	6	0	0
g. Developmental disability	195	131	38	26	0
h. Physical disability	539	484	46	9	0

**13b1. Physical and
Mental Health****Conditions of Leavers**

Q13b1

	Total persons	a. Without children	b. With children and adults	c. With only children	d. Unknown household type
a. Mental illness	730	543	54	133	0
b. Alcohol abuse	106	99	4	3	0
c. Drug abuse	372	285	28	59	0
d. Both alcohol and drug abuse	230	194	10	26	0
e. Chronic health condition	534	430	67	37	0
f. HIV/AIDS and related diseases	51	44	7	0	0
g. Developmental disability	159	101	34	24	0
h. Physical disability	394	346	40	8	0

**13c1. Physical and
Mental Health**
Conditions of Stayers Q13c1

	Total persons	a. Without children	b. With children and adults	c. With only children	d. Unknown household type
a. Mental illness	107	91	15	1	0
b. Alcohol abuse	15	12	3	0	0
c. Drug abuse	75	66	7	2	0
d. Both alcohol and drug abuse	35	30	5	0	0
e. Chronic health condition	101	88	11	2	0
f. HIV/AIDS and related diseases	7	7	0	0	0
g. Developmental disability	19	12	7	0	0
h. Physical disability	74	66	7	1	0

Q14. Domestic Violence
**14a. Persons with
Domestic Violence
History**

Q14a

	Total	a. Without children	b. With children and adults	c. With only children	d. Unknown household type
a. Yes	601	390	71	140	0
b. No	2281	1690	233	358	0
c. Don't know / refused	6	4	1	1	0
d. Information missing	12	12	0	0	0
e. Total	2900	2096	305	499	0

**14b. Persons Fleeing
Domestic Violence**

Q14b

	Total	a. Without children	b. With children and adults	c. With only children	d. Unknown household type
a. Yes	169	101	29	39	0
b. No	429	286	42	101	0
c. Don't know / refused	1	1	0	0	0
d. Information missing	2	2	0	0	0
e. Total	601	390	71	140	0

Q15. Living Situation Q15

	Total	a. Without children	b. With children and adults	c. With only children	d. Unknown household type
a. Homeless situations					
a1. Emergency shelter	348	264	71	13	0
a2. Transitional housing for homeless persons	16	13	3	0	0
a3. Place not meant for human habitation	1167	1075	58	34	0
a4. Safe haven	11	6	4	1	0
a5. Interim housing	0	0	0	0	0
az. Total	1542	1358	136	48	0
b. Institutional settings					
b1. Psychiatric facility	46	33	0	13	0
b2. Substance abuse or detox center	57	55	2	0	0
b3. Hospital (non-psychiatric)	60	56	3	1	0
b4. Jail, prison or juvenile detention	75	70	0	5	0
b5. Foster care home or foster care group home	86	3	0	83	0
b6. Long-term care facility or nursing home	1	0	0	1	0
b7. Residential project or halfway house with no homeless criteria	8	8	0	0	0
bz. Total	333	225	5	103	0

Combined Report

c. Other locations					
c01. PH for homeless persons	11	11	0	0	0
c02. Owned by client, no subsidy	8	8	0	0	0
c03. Owned by client, with subsidy	1	1	0	0	0
c04. Rental by client, no subsidy	73	49	24	0	0
c05. Rental by client, with VASH subsidy	7	7	0	0	0
c06. Rental by client, with GPD TIP subsidy	0	0	0	0	0
c07. Rental by client, with other subsidy	5	4	1	0	0
c08. Hotel or motel paid by client	132	100	24	8	0
c09. Staying or living with friend(s)	219	135	34	50	0
c10. Staying or living with family	564	193	81	290	0
c11. Don't know / refused	2	2	0	0	0
c12. Information missing	3	3	0	0	0
cz. Total	1025	513	164	348	0
d. Total	2900	2096	305	499	0

Q20. Non-Cash Benefits

20a. Type of Non-Cash

Benefit Sources

Q20a

	At entry	At Latest Annual Assessment for Stayers	At Exit for Leavers
a. Supplemental Nutritional Assistance Program	995	2	765
b. WIC	20	0	22
c. TANF Child Care services	1	0	4
d. TANF transportation services	0	0	1
e. Other TANF-funded services	0	0	1
f. Other source	72	1	19

Q21. Health Insurance Q21

	At entry	At Latest Annual Assessment for Stayers	At Exit for Leavers
a. MEDICAID health insurance	1995	0	1392
b. MEDICARE health insurance	279	1	230
c. State Children's Health Insurance	18	0	23
d. VA Medical Services	24	0	10
e. Employer-provided health insurance	46	0	39
f. Health insurance through COBRA	0	0	0
g. Private pay health insurance	69	0	47
h. State Health Insurance for Adults	283	0	232
i. Indian Health Services Program	3	0	0
j. Other	50	0	20
k. No health insurance	853	1	844
l. Client doesn't know/Client refused	28	0	36
m. Data not collected	20	3	301
n. Number of adult stayers not yet required to have an annual assessment	0	441	0
o. 1 source of health insurance	2318	1	1619
p. More than 1 source of health insurance	220	0	185

Q22. Length of Participation**Q22a2. Length of
Participation—ESG
projects**

Q22a2

	Total	Leavers	Stayers
a. 0 to 7 days	1108	1067	41
b. 8 to 14 days	395	355	40
c. 15 to 21 days	346	309	37
d. 22 to 30 days	233	200	33
e. 31 to 60 days	480	373	107
f. 61 to 90 days	338	286	52
g. 91 to 180 days	362	268	94
h. 181 to 365 days	155	118	37
i. 366 to 730 days (1-2 yrs.)	11	6	5
j. 731 to 1095 days (2-3 yrs.)	0	0	0
k. 1096 to 1460 days (3-4 yrs.)	0	0	0
l. 1461 to 1825 days (4-5 yrs.)	0	0	0
m. More than 1825 days (>5 yrs.)	0	0	0
n. Information missing	0	0	0
o. Total	3428	2982	446

**Q22c. RRH Length of
Time between Project
Entry Date and
Residential Move-in
Date**

Q22c

	Total	a. Without children	b. With children and adults	c. With only children	d. Unknown household type
a. 0-7 days	18	9	9	0	0
b. 8-14 days	3	3	0	0	0
c. 15-21 days	14	3	11	0	0
d. 22 to 30 days	4	0	4	0	0
e. 31 to 60 days	11	5	6	0	0
f. 61 to 180 days	4	0	4	0	0
g. 181 to 365 days	0	0	0	0	0
h. 366 to 730 days (1-2 yrs.)	0	0	0	0	0
i. Data Not Collected	60	11	49	0	0
j. Total	114	31	83	0	0

**Q22d. Length of
Participation by
Household type**

Q22d

	Total	a. Without children	b. With children and adults	c. With only children	d. Unknown household type
a. 0 to 7 days	1108	715	95	298	0
b. 8 to 14 days	395	262	57	76	0
c. 15 to 21 days	346	159	87	100	0
d. 22 to 30 days	233	163	45	25	0
e. 31 to 60 days	480	315	165	0	0
f. 61 to 90 days	338	233	105	0	0
g. 91 to 180 days	362	193	169	0	0
h. 181 to 365 days	155	52	103	0	0
i. 366 to 730 days (1-2 yrs.)	11	4	7	0	0
j. 731 to 1095 days (2-3 yrs.)	0	0	0	0	0
k. 1096 to 1460 days (3-4 yrs.)	0	0	0	0	0
l. 1461 to 1825 days (4-5 yrs.)	0	0	0	0	0
m. More than 1825 days (>5 yrs.)	0	0	0	0	0
n. Information missing	0	0	0	0	0
o. Total	3428	2096	833	499	0

Q23. Exit Destination –
More than 90 Days Q23

	Total	a. Without children	b. With children and adults	c. With only children	d. Unknown household type
a. Permanent destinations					
a01. Moved from one HOPWA funded project to HOPWA PH	0	0	0	0	0
a02. Owned by client, no ongoing subsidy	0	0	0	0	0
a03. Owned by client, with ongoing subsidy	0	0	0	0	0
a04. Rental by client, no ongoing subsidy	33	11	22	0	0
a05. Rental by client, VASH subsidy	0	0	0	0	0
a06. Rental by client, with GPD TIP housing subsidy	0	0	0	0	0
a07. Rental by client, other ongoing subsidy	8	0	8	0	0
a08. Permanent housing for homeless persons	0	0	0	0	0
a09. Staying or living with family, permanent tenure	8	0	8	0	0
a10. Staying or living with friends, permanent tenure	0	0	0	0	0
az. Total	49	11	38	0	0

Combined Report

b. Temporary destinations					
b1. Emergency shelter	2	0	2	0	0
b2. Moved from one HOPWA funded project to HOPWA TH	0	0	0	0	0
b3. Transitional housing for homeless persons	0	0	0	0	0
b4. Staying with family, temporary tenure	0	0	0	0	0
b5. Staying with friends, temporary tenure	2	0	2	0	0
b6. Place not meant for human habitation	0	0	0	0	0
b7. Safe Haven	0	0	0	0	0
b8. Hotel or motel paid by client	3	0	3	0	0
bz. Total	7	0	7	0	0
c. Institutional settings					
c1. Foster care home or group foster care home	0	0	0	0	0
c2. Psychiatric hospital or other psychiatric facility	0	0	0	0	0
c3. Substance abuse treatment facility or detox center	0	0	0	0	0
c4. Hospital or other residential non-psychiatric medical facility	0	0	0	0	0
c5. Jail, prison or juvenile detention facility	0	0	0	0	0
c6. Long term care facility or nursing home	0	0	0	0	0
cz. Total	0	0	0	0	0

Combined Report

d. Other destinations					
d1. Residential project or halfway house with no homeless criteria	0	0	0	0	0
d2. Deceased	0	0	0	0	0
d3. Other	0	0	0	0	0
d4. Don't know / refused	0	0	0	0	0
d5. Information missing	0	0	0	0	0
dz. Total	0	0	0	0	0
e. Total	56	11	45	0	0

Q23a. Exit**Destination—All
persons**

Q23a

	Total	a. Without children	b. With children and adults	c. With only children	d. Unknown household type
a. Permanent destinations					
a01. Moved from one HOPWA funded project to HOPWA PH	0	0	0	0	0
a02. Owned by client, no ongoing subsidy	1	1	0	0	0
a03. Owned by client, with ongoing subsidy	9	0	9	0	0
a04. Rental by client, no ongoing subsidy	260	117	143	0	0
a05. Rental by client, VASH subsidy	11	6	5	0	0
a06. Rental by client, with GPD TIP housing subsidy	1	1	0	0	0
a07. Rental by client, other ongoing subsidy	113	21	92	0	0
a08. Permanent housing for homeless persons	27	21	6	0	0
a09. Staying or living with family, permanent tenure	558	118	152	288	0
a10. Staying or living with friends, permanent tenure	96	51	41	4	0
az. Total	1076	336	448	292	0

Combined Report

b. Temporary destinations					
b1. Emergency shelter	144	109	26	9	0
b2. Moved from one HOPWA funded project to HOPWA TH	0	0	0	0	0
b3. Transitional housing for homeless persons	36	35	0	1	0
b4. Staying with family, temporary tenure	270	211	48	11	0
b5. Staying with friends, temporary tenure	234	220	13	1	0
b6. Place not meant for human habitation	462	421	20	21	0
b7. Safe Haven	5	5	0	0	0
b8. Hotel or motel paid by client	68	38	29	1	0
bz. Total	1219	1039	136	44	0
c. Institutional settings					
c1. Foster care home or group foster care home	132	0	8	124	0
c2. Psychiatric hospital or other psychiatric facility	21	10	0	11	0
c3. Substance abuse treatment facility or detox center	31	22	5	4	0
c4. Hospital or other residential non-psychiatric medical facility	25	24	0	1	0
c5. Jail, prison or juvenile detention facility	20	14	2	4	0
c6. Long term care facility or nursing home	3	2	0	1	0
cz. Total	232	72	15	145	0

Combined Report

d. Other destinations					
d1. Residential project or halfway house with no homeless criteria	7	6	0	1	0
d2. Deceased	0	0	0	0	0
d3. Other	25	16	0	9	0
d4. Don't know / refused	24	21	3	0	0
d5. Information missing	317	312	5	0	0
dz. Total	373	355	8	10	0
e. Total	2900	1802	607	491	0

**Q23b. Homeless
Prevention Housing
Assessment at Exit**

Q23b

	Total	a. Without children	b. With children and adults	c. With only children	d. Unknown household type
a. Able to maintain the housing they had at project entry--Without a subsidy	24	10	14	0	0
b. Able to maintain the housing they had at project entry--With the subsidy they had at project entry	0	0	0	0	0
c. Able to maintain the housing they had at project entry--With an on-going subsidy acquired since project entry	0	0	0	0	0
d. Able to maintain the housing they had at project entry--Only with financial assistance other than a subsidy	0	0	0	0	0
e. Moved to new housing unit--With on-going subsidy	0	0	0	0	0
f. Moved to new housing unit--Without an on-going subsidy	0	0	0	0	0
g. Moved in with family/friends on a temporary basis	0	0	0	0	0
h. Moved in with family/friends on a permanent basis	0	0	0	0	0
i. Moved to a transitional or temporary housing facility or program	0	0	0	0	0
j. Client became homeless-moving to a shelter or other place unfit for human habitation	0	0	0	0	0

Combined Report

k. Client went to jail/prison	0	0	0	0	0
l. Client died	0	0	0	0	0
m. Client doesn't know/Client refused	0	0	0	0	0
n. Data not collected (no exit interview completed)	0	0	0	0	0
o. Total	24	10	14	0	0

Q24. Exit Destination –
90 Days or Less Q24

	Total	a. Without children	b. With children and adults	c. With only children	d. Unknown household type
a. Permanent destinations					
a01. Moved from one HOPWA funded project to HOPWA PH	0	0	0	0	0
a02. Owned by client, no ongoing subsidy	0	0	0	0	0
a03. Owned by client, with ongoing subsidy	0	0	0	0	0
a04. Rental by client, no ongoing subsidy	21	9	12	0	0
a05. Rental by client, VASH subsidy	0	0	0	0	0
a06. Rental by client, with GPD TIP housing subsidy	0	0	0	0	0
a07. Rental by client, other ongoing subsidy	0	0	0	0	0
a08. Permanent housing for homeless persons	0	0	0	0	0
a09. Staying or living with family, permanent tenure	1	0	1	0	0
a10. Staying or living with friends, permanent tenure	0	0	0	0	0
az. Total	22	9	13	0	0

Combined Report

b. Temporary destinations					
b1. Emergency shelter	0	0	0	0	0
b2. Moved from one HOPWA funded project to HOPWA TH	0	0	0	0	0
b3. Transitional housing for homeless persons	0	0	0	0	0
b4. Staying with family, temporary tenure	1	0	1	0	0
b5. Staying with friends, temporary tenure	0	0	0	0	0
b6. Place not meant for human habitation	1	1	0	0	0
b7. Safe Haven	0	0	0	0	0
b8. Hotel or motel paid by client	0	0	0	0	0
bz. Total	2	1	1	0	0
c. Institutional settings					
c1. Foster care home or group foster care home	0	0	0	0	0
c2. Psychiatric hospital or other psychiatric facility	0	0	0	0	0
c3. Substance abuse treatment facility or detox center	1	1	0	0	0
c4. Hospital or other residential non-psychiatric medical facility	0	0	0	0	0
c5. Jail, prison or juvenile detention facility	0	0	0	0	0
c6. Long term care facility or nursing home	0	0	0	0	0
cz. Total	1	1	0	0	0

Combined Report

d. Other destinations					
d1. Residential project or halfway house with no homeless criteria	0	0	0	0	0
d2. Deceased	0	0	0	0	0
d3. Other	1	0	1	0	0
d4. Don't know / refused	0	0	0	0	0
d5. Information missing	0	0	0	0	0
dz. Total	1	0	1	0	0
e. Total	26	11	15	0	0

25a. Number of

Veterans

Q25a

	Total	a. Without children	b. With children and adults	c. Unknown household type
a. Chronically homeless veteran	26	25	1	0
b. Non-chronically homeless veteran	102	100	2	0
c. Not a veteran	2271	1969	302	0
d. Client Doesn't Know/Client Refused	2	2	0	0
e. Data Not Collected	0	0	0	0
f. Total	2401	2096	305	0

Q26b. Number of

Chronically Homeless

Persons by Household

Q26b

	Total	a. Without children	b. With children and adults	c. With only children	d. Unknown household type
a. Chronically homeless	398	373	18	7	0
b. Not chronically homeless	3008	1712	808	488	0
c. Client Doesn't Know/Client Refused	0	0	0	0	0
d. Data Not Collected	22	10	8	4	0
e. Total	3428	2095	834	499	0